

## MINISTRY OF AGRICULTURE, FOOD AND RURAL AFFAIRS

Hon. Noble Villeneuve

## DETAILS OF EXPENDITURE

## Voted

## Salaries and Wages (\$78,915,969)

Temporary Help Services (\$763,901):

Management Board Secretariat, 646,291; Accounts under \$50,000—117,610.

Payments to Other Ministries (\$73,697):

Community and Social Services, 73,697.

## Employee Benefits (\$21,750,797)

Payments for: Canada Pension Plan, 1,488,108; Dental Plan, 938,028; Employer Health Tax, 1,438,821; Employment Insurance, 2,430,800; Group Life Insurance, 144,211; Long Term Income Protection, 965,077; Ontario Public Service Employees' Union Pension Fund/Public Service Pension Fund, 995,760; Supplementary Health and Hospital Plan, 1,110,747; 2% Payment in Lieu of Benefits, 30,301.

Other Benefits: Attendance Gratuities, 537,377; Death Benefits, 15,070; Early Retirement Incentive, 13,654; Maternity/Parental/Adoption Leave Allowances, 537,161; Severance Pay, 10,594,510; Miscellaneous Benefits, 37,288.

Workers' Compensation Board, 473,884.

## Travelling Expenses (\$3,399,062)

Hon. Noble Villeneuve, 27,500; K. Knox, 7,617; D.K. Alles, 13,533; P.M. Angus, 23,572; S. Banks, 12,545; D.A. Bierworth, 10,928; J.L. Cushing, 13,307; J.R. Dalrymple, 10,892; B. Green, 13,130; N.W. Hoag, 15,813; G.A. Howlett, 12,110; M.G. Hutt, 10,984; F.J. Ingratta, 14,023; J. Lepine, 28,442; M.K. Loh, 22,005; C. Maxwell, 14,633; J. Mazzei, 11,487; C. Peloquin, 11,459; R.G. Quinton, 20,074; L. Roozen, 12,874; B.W. Stonehouse, 11,930; H.Y. Stewart, 10,083; J.H. Wheeler, 24,031; Accounts under \$10,000—3,046,090.

## Other Payments (\$339,050,530)

Materials, Supplies, etc. (\$49,091,199)

AMJ Campbell Van Lines, 52,969; Advanced Presentation Products, 118,146; Arie Shenkar and Associates Inc., 72,428; BML Leasing Limited, 460,229; Bay Consulting Group, 298,908; Beaver Foods Limited, 134,976; Beckman Instruments, 55,164; Bell and Howell Ltd., 104,553; Bell Canada, 2,964,558; Bowdens Media Monitoring Ltd., 61,365; Bruker Spectrospin (Canada) Ltd, 114,178; Burns International Security Services, 68,196; CM Inc., 430,101; Caledon Laboratories Ltd., 106,891; Capitol Vial Ltd., 144,672; Cecconi Simone Inc., 118,877; James W. Christian, 50,692; Commission HydroElectrique D'Alfred, 113,418; Compugen Systems Ltd., 731,755; Contractors Network, 57,972; Coopers and Lybrand, 242,523; DGS Information Consultants, 74,925; 421,010; DI Associates Inc., 145,523; DJ Beckley Consulting Ltd., 345,189; Dairy Farmers of Ontario, 66,103; Data Technologies Inc., 160,625; Design F/X Ltd., Drechsel Business Interiors, 349,098; Dun and Bradstreet Canada, 114,761; Dynamix Professional Video, 118,462; Esbe Laboratory Supplies, 60,056; Fisher Scientific Limited, 215,445; Food and Consumer Products, 95,818; Ford Motor Company of Canada Ltd., 51,031; GDS Building Systems, 84,000; GE Capital Fleet Services, 304,954; GEAC Computers (Canada) Ltd., 66,103; Gary Taugher Design Co. Ltd., 57,721; Gourmet Trading Concepts, 113,960; Grand and Toy Limited, 182,700; Granx Inc., 201,440; Orland G. Green, 86,661; Hantec Control Systems, 80,399; Hewlett Packard (Canada) Ltd., 127,780; IBI Group, 110,000; Ian Martin Limited, 96,845; Idexx Laboratories

## MINISTRY OF AGRICULTURE, FOOD AND RURAL AFFAIRS — Continued

Canada Copr., 70,607; In Other Words, 80,361; Industrial Services, 51,359; Inter Medico, 91,555; Information Management and Economics Inc., 133,168; Intervet Canada Ltd., 57,585; J and D Systems Inc., 77,507; JT Bangs Construction Ltd., 113,993; Knowledge Alliance, 51,795; Kromar Printing Ltd., 103,708; Labtronics Inc., 52,680; Lederman and Associates Ltd., 146,950; Lumina Corporation, 178,392; MacLean Hunter Publishing Ltd., 68,647; Marriott Corp. Of Canada Ltd., 79,092; Martin Pet Foods Inc., 66,127; McCaustlin Installations Inc., 291,039; McGrail Farm Equipment Limited, 57,933; McWilliams Moving and Storage, 63,995; Media Buying Services Limited, 2,147,921; Ministries: Attorney General, 870,604; Economic Development, Trade and Tourism, 74,181; Management Board Secretariat, 4,218,134; MFP Technology Services Ltd., 2,316,339; Milton Hydro Electric Commission, 71,841; Mitchell Refrigeration Ltd., 169,077; M and N Consulting Group, 73,775; Mobility Canada, 246,757; Norr Partnership Limited, 82,063; Novell Canada Ltd., 89,151; Ontario Electrical, 77,352; Ontario 4-H Council, 53,310; Oracle Corporation Canada Inc., 72,949; Orbex Computer Systems Inc., 109,855; Perkin-Elmer (Canada) Ltd., 53,293; Piller Natale and Oh Management Consultants, 248,113; Pitney Bowes of Canada Ltd., 153,321; Portable Software Inc., 141,251; Porter Marketing Group Inc. 76,820; Postage By Phone, 443,031; Praxair Products Inc., 81,949; Praxis International Inc., 118,528; Professional Computer Consultants, 146,018; The Professional Testers Group, 148,755; Purolator Courier Limited, 250,536; Richmond Towers Limited, 209,463; Rogers Cantel, 65,935; SMW Advertising Ltd., 99,638; Sable Computer Inc., 53,005; Sales and Merchandising Group, 577,831; Sapling Software Aided, 79,877; Silog, 112,463; Smart Solutions International, 215,756; Softtech, 156,823; Swiss Print and Graphics Limited, 90,256; Systematix, 65,235; Telecompute Business Centre, 66,803; Thames Computer Centres Inc., 109,607; Transworld Paper Limited, 102,490; Tricom Business Equipment Ltd., 76,586; University of Guelph, 918,100; VWR Canlab, 132,777; Vernon Rentals and Leasing Inc., 138,233; Vetstar, 98,449; W G Thompson and Sons Ltd., 55,550; Xerox Canada Ltd., 794,486; Xycorp Inc., 58,825; 3D Microcomputers Wholesale, 83,916; Accounts under \$50,000—\$20,124,498.

## Operating Grants re: Agricultural Services and Rural Affairs (\$14,011,172):

Ag Care Program, 28,672.

## Agriculture and Horticulture Societies (\$1,169,133):

Accounts under \$120,000—1,169,133.

## Apiary Assistance Program (\$115,000):

Ontario Beekeepers' Association, 115,000.

## Designated Area Veterinary Service Program (\$672,235):

Accounts under \$120,000— 672,235.

Economic Diversification-Tobacco Growing Regions, 700,000.

Farm Safety Association, 100,000.

Farmers' Markets Ontario Program, 100,000.

Feeder Cattle Assistance Program, 34,790.

Foundation for Rural Living, 94,000.

jobsOntario Community Action Program, 3,555.

## Livestock Genetic Improvement Program (\$4,632,196):

Beef Improvement of Ontario, 1,632,196; Ontario Dairy Herd Improvement Association, 1,800,000; Ontario Swine Improvement Inc., 1,200,000.

## Municipal Outlet Drainage (\$4,118,320):

Townships: Howard, 221,747; LaSalle, 192,122; Tilbury East, 132,074; Accounts under \$120,000— 3,572,377.

## MINISTRY OF AGRICULTURE, FOOD AND RURAL AFFAIRS — Continued

Ontario Agri-Food Education Inc., 554,227.

Ontario 4-H Council, 85,000.

Ontario Soil and Crop Improvement Association, 137,500.

Other Assistance to Agricultural and Rural Affairs (\$318,495):  
Accounts under \$120,000—318,495.

Tile Drainage Debentures and Loans-Interest Subsidy to Borrowers under the *Tile Drainage Act*, 1,120,549.

Tile Drainage Loans Northern Ontario, 27,500.

Operating Grants re: Food Industry Development (\$170,306):  
Sector Partnership Fund, 5,000,000.

Less: Recoveries from Other Ministries (\$5,000,000):  
Economic Development and Trade, 5,000,000.

Ontario Stock Yards (\$144,538):  
Ministry of Municipal Affairs, 144,538.

Other Food Industry Support Payments, 25,768.

Operating Grants re: Education Research and Laboratory Services Program (\$44,547,336):  
Food Quality and Safety Research Fund, 600,000.

Food System 2002 Research Fund, 1,200,000.

Ontario Summer Employment Environmental Youth Corps Program, 10,130.

Municipalities in Lieu of Taxes, 48,900.

Other Support for Education and Research Program (141,300):  
Accounts under \$120,000—141,300.

Royal Agricultural Winter Fair, 170,000.

Strategic Partnership, (\$8,728,002):  
Country Heritage, 325,000; Equine Research Centre, 400,000; Ontario Agri-Food, 200,000; Accounts under \$120,000—7,803,002.

University of Guelph re: Research Project, Agricultural Services, Diploma Courses and Other Training Programs, 33,649,004.

Operating Grants re: Policy and Farm Finance Program (231,230,517):

Agricultural Investment Strategy, (1,767,466):

Commodity Loan Guarantee Program, 1,063,209; Rural Loan Pool Account, 596,433; Accounts under \$120,000—107,824.

Farm Start Program (\$600,240):  
Accounts under 120,000—600,240.



## MINISTRY OF AGRICULTURE, FOOD AND RURAL AFFAIRS — Continued

Farm Tax Rebate Program (\$150,615,931):

Cold Springs Farm Limited, 244,541; Accounts under \$120,000—150,371,390.

Grants and Subsidies re: Livestock (\$189,452):

Accounts under \$120,000—189,452.

Grow Ontario Investment Program (\$291,303):

Accounts under \$120,000—291,303.

Municipal Taxes on A.R.D.A. Owned Property, 7,258.

Ontario Junior Farmer Establishment Loan Corporation, 80,000.

Other Support(\$583,663):

Accounts under \$120,000—583,663.

Rabies Indemnities Program, 16,500.

Safety Net Support for Crop Insurance, Net Income Stabilization Program, and Market Revenue Programs, (\$76,300,000)

Receiver General for Canada, 40,805,962; Crop Insurance Fund, 16,369,914; Gross Revenue Insurance Plan 17,924,124; AGRICORP, 1,200,000.

Wolf, Coyote, Damage Compensation Payments (\$778,704):

Accounts under \$120,000—778,704.

Total Other Payments ..... 339,050,547

## Statutory (\$9,784,307)

## Minister's Salary (\$32,997)

Hon. Noble Villeneuve ..... April 1, 1996 to March 31, 1997 ..... 32,997

## Parliamentary Assistants' Salary (\$22,310)

Marcel Beaubien ..... April 1, 1996 to March 31, 1997 ..... 11,155

Harry Danford ..... April 1, 1996 to March 31, 1997 ..... 11,155

Payments under The *Tile Drainage Act* (\$9,729,000)

Townships ..... 9,729,000

Ashfield, 142,100; Cambridge, 144,800; Chatham, 175,500; Dawn, 160,100; Dover, 133,200; East Hawkesbury, 183,100;

Ellice, 196,500; Finch, 124,400; Harwich, 135,200; Howard, 166,800; Lancaster, 143,300; Logan, 153,400;

Maryborough, 150,300; Matilda, 143,000; Mountain, 156,300; Roxborough, 138,100; Russell, 332,900; South


Plantagenet, 226,200; Spring Water, 166,300; Zorra, 140,400; Accounts under \$120,000—6,417,100.



## MINISTRY OF AGRICULTURE, FOOD AND RURAL AFFAIRS — Concluded

## Summary of Expenditure

Voted		
Salaries and Wages . . . . .	78,915,969	
Employee Benefits . . . . .	21,750,797	
Travelling Expenses . . . . .	3,399,062	
Other Payments . . . . .	339,050,530	
		443,116,358
Statutory . . . . .		9,784,307
Total Expenditure, Ministry of Agriculture, Food and Rural Affairs . . . . .		\$452,900,665



## OFFICE OF THE ASSEMBLY

## DETAILS OF EXPENDITURE

## Voted

## Salaries and Wages (\$16,465,573)

Temporary Help Services (\$113,746):  
Accounts under \$50,000—113,746.

Payments to Other Ministries/Agencies (\$1,333):  
Accounts under \$50,000—1,333.

## Employee Benefits (\$3,267,863)

Payments for: Canada Pension Plan, 309,588; Dental Plan, 216,868; Employer Health Tax, 304,945; Employment Insurance, 513,443; Long Term Income Protection, 101,587; Ontario Public Service Employees' Union Pension Fund/Public Service Pension Fund, 323,805; Supplementary Health and Hospital Plan, 196,425; Accounts under \$50,000—41,914.

Other Benefits: Maternity/Parental/Adoption Leave Allowances, 72,958; Severance Pay, 1,157,236.

Workers' Compensation Board, 28,919.

Payments to Other Ministries/Agencies (\$175):  
Accounts under \$50,000—175.

## Travelling Expenses (\$112,239)

C. Stockwell, 714; A. McLean, 11,856; C. DesRosiers, 9,338; Accounts under \$10,000— 90,331.

## Other Payments (\$78,215,683)

Materials, Supplies, etc. (\$16,895,650):

A.J. Diamond, Donald Schmitt and Company, 168,721; Amsdell Inc., 79,541; Avant Imaging and Information Management Inc., 68,049; Bell Canada, 55,898; Blake, Cassels and Graydon, 262,448; Buttcon Ltd., 80,362; Canadian Printco Ltd., 120,611; Canebco Subscription Services Ltd., 208,763; Carswell, Thomson Professional Publishing, 60,653; Compugen Systems Ltd., 166,335; Doyle and Progosh Networking Inc., 63,865; Eljay Interiors, 167,115; GEAC (Canada) Services Ltd., 111,365; Genest Murray DesBrisay Lamek, 94,191; Howarth and Smith Typesetting and Printing Ltd., 56,166; I.S.T.S. Ltd., 70,849; Infomart Dialog Ltd., 55,656; International Business Machines Canada Ltd., 76,742; Lane Contracting, 147,380; Marriott Canadian Management Ltd., 109,249; Ministries: Management Board Secretariat, 6,050,372; Solicitor General and Correctional Services, 2,880,332; Nathanail Captioning Enterprises Inc., 105,127; Northern Elevator Services Ltd., 52,790; Office of the Legislative Counsel, 54,966; STD Computer (Eastern Canada) Inc., 107,488; Submatic Irrigation Systems Canada Inc., 55,546; TV Ontario, 1,557,635; Telecom Computer, 79,216; Thistle Printing Ltd., 104,746; University of Toronto Press Inc., 81,411; Vanbots Construction Corp., 1,134,570; Xerox Canada Inc., 171,267; Yustin Interiors Ltd., 115,340; Accounts under \$50,000— 2,120,885.

Less: Recoveries from Sales and Miscellaneous Deposits (\$458,770):

Food and Beverage/Gift Shop Services, 374,219; Accounts under \$50,000—84,551.

Grants, Subsidies, etc. (\$166,000):

Canadian Political Science Association, 166,000.



## OFFICE OF THE ASSEMBLY — Continued

## Members' Compensation, Accommodation and Travel (\$14,881,552):

## Compensation (\$10,574,914):

127 Members at 78,007; 1 Member at 73,519; 1 Member at 67,107; 1 Member at 65,006; Leader of the Opposition - D. McGuinty, 14,355; L. McLeod, 28,709; Leader of the New Democratic Party - H. Hampton, 21,594; C. Wildman, 6,258; Opposition House Leader - J. Bradley, 14,277; Opposition Deputy House Leader - A. Curling, 1,079; F. Miclash, 5,042; Speaker - E. Doyle, 469; A. McLean, 11,871; C. Stockwell, 12,004; Deputy Speaker and Chair of the Committees of the Whole House - B. Johnson, 11,547; Deputy Chairs of the Committees of the Whole House - M. Churley, 8,505; G. Morin, 8,505; Chief Government Whip - D. Turnbull, 14,277; Deputy Government Whip - L. Jordan, 9,753; Government Whips - E. Doyle, 6,888; L. Ross, 7,023; W. Wettlaufer, 7,023; Government Caucus Chair - M. Marland, 9,753; Chief Opposition Whips - E. Caplan, 7,841; J. Gerretsen, 3,084; Opposition Caucus Chairs - B. Crozier, 2,059; D. Ramsay, 7,696; Opposition Whips - M. Brown, 7,023; B. Crozier, 5,542; F. Miclash, 1,367; Chief New Democratic Party Whip - F. Lankin, 9,831; New Democratic Party Caucus Chair - G. Bisson, 2,248; D. Christopherson, 6,571; New Democratic Party House Leader - D. Cooke, 3,103; C. Wildman, 9,070; New Democratic Party Deputy House Leader - G. Bisson, 4,769; T. Silipo, 1,632; New Democratic Party Whip - D. Christopherson, 1,632; T. Martin, 3,174; T. Silipo, 1,597; Chairs and Vice Chairs of Standing and Select Committees - T. Arnott, 10,923; T. Barrett, 10,923; R. Bartolucci, 960; J. Carroll, 8,440; A. Castrilli, 1,887; E. Chudleigh, 10,923; M. Colle, 5,200; J. Cordiano, 5,285; A. Curling, 9,247; D. Duncan, 1,079; B. Elliott, 1,827; B. Fisher, 6,243; T. Froese, 6,243; J. Gerretsen, 4,482; S. Gilchrist, 8,440; B. Grandmaitre, 1,826; J. Hastings, 6,242; T. Hudak, 6,242; R. Johnson, 6,242; G. Kennedy, 1,677; F. Laughren, 10,922; T. Martin, 3,147; G. Martiniuk, 10,922; B. Maves, 7,114; D. McGuinty, 7,282; J. Munro, 1,164; J. Parker, 10,922; R. Patten, 10,080; T. Silipo, 3,096; B. Smith, 6,242.

## Members' Benefits (\$1,687,863):

Payments for: Canada Pension Plan, 159,438; Dental Plan, 178,008; Employer Health Tax, 223,914; Group Life Insurance, 226,575; Long Term Income Protection, 79,206; Retirement Saving Arrangement, 574,142; Supplementary Health and Hospital Plan, 91,492.

Other Benefits: Severance Pay, 155,088.

## Accommodation and Travel (\$2,618,775):

## Committee Travel (\$204,591):

T. Arnott, 1,096; J. Baird, 2,267; T. Barrett, 1,532; R. Bartolucci, 32; I. Bassett, 1,311; M. Beaubien, 1,803; M. Boyd, 2,592; J. Brown, 4,738; M. Brown, 1,932; G. Carr, 462; J. Carroll, 2,490; A. Castrilli, 1,897; D. Christopherson, 2,783; T. Chudleigh, 1,991; M. Churley, 1,408; J. Cleary, 159; T. Clement, 554; M. Colle, 988; S. Conway, 409; D. Cooke, 13; B. Crozier, 4,597; A. Curling, 1,464; H. Danford, 2,524; E. Doyle, 2,555; D. Duncan, 2,228; J. Ecker, 2,688; B. Elliott, 616; B. Fisher, 1,828; J. Flaherty, 3,760; D. Ford, 2,524; G. Fox, 927; T. Froese, 2,422; D. Galt, 3,133; J. Gerretsen, 2,131; S. Gilchrist, 6,385; B. Grandmaitre, 126; M. Gravelle, 3,024; B. Grimmett, 3,878; G. Guzzo, 4,491; E. Hardeman, 2,871; J. Hastings, 1,625; P. Hoy, 2,537; T. Hudak, 2,398; H. Johns, 371; B. Johnson, 1,535; R. Johnson, 4,041; L. Jordan, 670; G. Kennedy, 2,124; F. Klees, 2,759; P. Kormos, 3,609; J. Lalonde, 2,149; F. Lankin, 962; F. Laughren, 55; G. Leadston, 769; R. Marchese, 3,411; M. Marland, 2,150; T. Martin, 1,922; G. Martiniuk, 4,216; B. Maves, 2,559; D. McGuinty, 1,174; A. McLean, 62; L. McLeod, 2,672; F. Miclash, 804; J. Munro, 2,239; B. Murdoch, 1,692; D. Newman, 1,235; J. O'Toole, 3,838; J. Ouellette, 1,539; J. Parker, 3,666; R. Patten, 3,591; T. Pettit, 5,510; G. Pouliot, 2,341; P. Preston, 4,687; S. Papatello, 101; D. Ramsay, 4,375; D. Rollins, 1,799; L. Ross, 2,974; M. Sergio, 3,257; D. Shea, 1,598; T. Silipo, 1,655; T. Skarica, 5,598; B. Smith, 5,498; J. Spina, 1,068; G. Stewart, 5,607; J. Tascona, 1,428; D. Tilson, 1,029; W. Wettlaufer, 1,200; C. Wildman, 3,941; B. Wood, 81; L. Wood, 1,270; T. Young, 2,571.

Travel Expenses and Toronto Accommodation, 2,414,184.

## Members' Office Support (\$26,332,315):

## Salaries and Wages (\$16,809,185):

Temporary Help Services (\$466):

## OFFICE OF THE ASSEMBLY — Continued

Accounts under \$50,000— 466.

Payments to Other Ministries (\$10,867):

Accounts under \$50,000—10,867.

Employee Benefits (\$2,439,301):

Payments for: Canada Pension Plan, 394,806; Dental Plan, 261,348; Employer Health Tax, 328,823; Employment Insurance, 641,489; Group Life Insurance, 40,068; Long Term Income Protection, 99,082; Ontario Public Service Employees' Union Pension Fund/Public Service Pension Fund, 239,826; Supplementary Health and Hospital Plan, 234,443.

Other Benefits: Maternity/Parental/Adoption Leave Allowances, 52,376; Severance Pay, 135,476.

Workers' Compensation Board, 11,564.

Travelling Expenses (\$190,814):

Accounts under \$10,000—190,814.

Materials, Supplies, etc. (\$6,893,015):

Amsdell Inc., 112,476; Avant Imaging and Information Management Inc., 122,368; Basics Office Products Inc., 206,449; Bell Canada, 853,283; Canada Post Corporation, 435,701; Del Charters Litho Inc., 53,570; Management Board Secretariat, 261,670; McAllister Enterprises, 83,252; Milner Graphics, 201,801; Mobility Canada, 111,964; Purolator Courier Ltd., 59,882; STD Systems Inc., 116,056; Thistle Printing Ltd., 82,405; Xerox Canada Ltd., 132,572; Accounts under \$50,000—4,059,566.

Committees (\$423,557):

Travelling Expenses (\$130,708):

Accounts under \$10,000—130,708.

Materials, Supplies, etc. (\$292,849):

Day Advertising Group Inc., 123,559; Accounts under \$50,000—169,290.

(Note: Total Expenditures Above of (\$423,557), Restated by Committee:

Standing Committee on Administration of Justice, 71,759; Standing Committee on Estimates, 1,377; Standing Committee on Finance and Economic Affairs, 19,114; Standing Committee on General Government, 142,068; Standing Committee on Government Agencies, 15,519; Standing Committee on the Legislative Assembly, 26,110; Standing Committee on the Ombudsman, 1,159; Standing Committee on Public Accounts, 12,826; Standing Committee on Regulations and Private Bills, 2,643; Standing Committee on Resources Development, 39,318; Standing Committee on Social Development, 91,664).

Parliamentary Support (\$10,221,659):

Salaries and Wages (\$5,779,609):

Temporary Help Services (77,598):

Accounts under \$50,000—77,598.

Payments to Other Ministries (\$2,484):

Accounts under \$50,000—2,484.

Employee Benefits (\$774,815):

Payments for: Canada Pension Plan, 110,794; Dental Plan, 59,728; Employer Health Tax, 107,997; Employment Insurance, 173,418; Group Life Insurance, 12,459; Long Term Income Protection, 30,928; Ontario Public Service Employees' Union Pension Fund/Public Service Pension Fund, 79,246; Supplementary Health and Hospital Plan, 54,736.



## OFFICE OF THE ASSEMBLY — Continued

Other Benefits: Maternity/Parental/Adoption Leave Allowances, 7,688; Severance Pay, 136,912.

Workers' Compensation Board, 909.

Travelling Expenses (\$117,238):

H. Hampton, 1,642; D. McGuinty, 453; C. Wildman, 1,007; Accounts under \$10,000—114,136.

Materials, Supplies, etc. (\$3,549,997):

Amsdell Inc., 672,505; Caley and Wray Barristers and Solicitors, 50,000; Hypertec Systems Inc., 66,320; MacLaren McCann Inc., 72,081; Management Board Secretariat, 109,417; Marriott Canadian Management Ltd., 53,035; Perspectives Canada Reports, 288,000; SCI Computer Shack, 78,012; Xerox Canada Ltd., 167,277; Accounts under \$50,000—1,993,350.

Commission on Election Finances (\$1,097,475):

Salaries and Wages (\$533,708).

Employee Benefits (\$61,443):

Payments for: Canada Pension Plan, 9,064; Dental Plan, 5,947; Employer Health Tax, 10,883; Employment Insurance, 17,258; Group Life Insurance, 1,227; Long Term Income Protection, 3,085; Ontario Public Service Employees' Union Pension Fund/Public Service Pension Fund, 8,141; Supplementary Health and Hospital Plan, 5,439.

Workers' Compensation Board, 399.

Travelling Expenses (\$6,042):

J. Murray, 1,960; Accounts under \$10,000—4,082.

Materials, Supplies, etc. (\$496,282):

B.G. Nayman CA, 63,200; LML-70338, 119,796; Accounts under \$50,000—360,102.

Less: Miscellaneous Recoveries (\$46,816):

Accounts under \$50,000—46,816.

Information and Privacy Commissioner (\$6,316,870):

Salaries and Wages (\$4,732,685):

Temporary Help Services (\$11,703):

Accounts under \$50,000—11,703.

Employee Benefits (\$745,210):

Payments for: Canada Pension Plan, 78,945; Dental Plan, 49,755; Employer Health Tax, 93,704; Employment Insurance, 139,051; Group Life Insurance, 12,328; Long Term Income Protection, 30,910; Ontario Public Service Employees' Union Pension Fund/Public Service Pension Fund, 80,996; Supplementary Health and Hospital Plan, 46,340.

Other Benefits: Maternity/Parental/Adoption Leave Allowances, 44,562; Severance Pay, 162,989.

Workers' Compensation Board, 5,630.

Travelling Expenses (\$17,029):

T. Wright, 7,535; Accounts under \$10,000—9,494.

Materials, Supplies, etc. (\$821,946):

Charon Systems Inc., 116,345; Krugarand Corporation, 440,090; Accounts under \$50,000—265,511.



Office of the Integrity Commissioner (\$281,594):

Salaries and Wages (\$83,745).

Employee Benefits (\$8,538):

Payments for: Canada Pension Plan, 1,607; Dental Plan, 377; Employer Health Tax, 1,698; Employment Insurance, 2,897; Group Life Insurance, 167; Long Term Income Protection, 421; Ontario Public Service Employees' Union Pension Fund/Public Service Pension Fund, 1,058; Supplementary Health and Hospital Plan, 313.

Travelling Expenses (\$29):

Accounts under \$10,000—29.

Materials, Supplies, etc. (\$189,282):

G.T. Evans, 144,165; Accounts under \$50,000—45,117.

Environmental Commissioner (\$1,599,011):

Salaries and Wages (\$978,223).

Employee Benefits (\$108,060):

Payments for: Canada Pension Plan, 17,868; Dental Plan, 9,078; Employer Health Tax, 19,174; Employment Insurance, 31,733; Group Life Insurance, 2,093; Long Term Income Protection, 5,272; Ontario Public Service Employees' Union Pension Fund/Public Service Pension Fund, 14,589; Supplementary Health and Hospital Plan, 8,253.

Travelling Expenses (\$10,558):

E. Ligeti, 8,144; Accounts under \$10,000—2,414.

Materials, Supplies, etc. (\$502,170):

J. Goss and Associates, 52,647; Phil's Practical Services Inc., 66,880; Management Board Secretariat, 132,175; Accounts under \$50,000—250,468.

Total Other Payment ..... 78,215,683

Statutory (\$577,991)

Election Expense Subsidies, *The Election Finances Act* (\$577,991)

Election Expense Subsidies Payments ..... 577,991

### Summary of Expenditure

Voted

Salaries and Wages .....	16,465,573
Employee Benefits .....	3,267,863
Travelling Expenses .....	112,239
Other Payments .....	78,215,683

98,061,358

Statutory .....	577,991
-----------------	---------

Total Expenditure, Office of the Assembly .....	<u>\$98,639,349</u>
---	---------------------



## MINISTRY OF THE ATTORNEY GENERAL

Hon. Charles Harnick, Minister

## DETAILS OF EXPENDITURE

Voted

## Salaries and Wages (\$315,173,605)

## Temporary Help Services (\$5,454,074):

Accountemps, 214,318; Creative Personnel Inc., 155,507; Drake Office Overload, 69,785; Dunhill Temporary Systems of London Ltd., 55,973; Ecco Staffing Services Inc., 85,768; Eleanor Michael Personnel Inc., 83,256; Enfad Associates Inc., 56,558; GoTemp, 1,833,444; Kelly Temporary Services Ltd., 175,262; Kent Legal, 66,680; Olsten Services Ltd., 143,047; PD Bureau England, 410,609; The People Bank, 1,339,115; Pinstripe Personnel Inc., 64,379; Profile Personnel Consultants, 96,010; Quality Personnel Inc., 82,536; Accounts under \$50,000—521,827.

## Payments to Other Ministries (\$878,312):

Community and Social Services, 123,687; Consumer and Commercial Relations, 57,677; Culture, Tourism and Recreation, 78,082; Education and Training, 50,927; Health, 83,446; Labour, 120,721; Management Board Secretariat, 180,301; Natural Resources, 57,254; Accounts under \$50,000—126,217.

## Employee Benefits (\$62,809,410)

Payments for: Canada Pension Plan, 5,338,920; Dental Plan, 3,162,096; Employer Health Tax, 6,005,772; Employment Insurance, 8,431,296; Group Life Insurance, 1,013,344; Long Term Income Protection, 3,363,345; Ontario Public Service Employees' Union Pension Fund/Public Service Pension Fund, 6,802,401; Provincial Judges' Pension Fund, 11,366,000; Supplementary Health and Hospital Plan, 3,497,591.

Other Benefits: Attendance Gratuities, 293,030; Death Benefits, 36,645; Maternity/Parental/Adoption Leave Allowances, 1,995,165; Severance Pay, 10,677,177; 2% Payment in Lieu of Benefits, 131,169; Miscellaneous Benefits, 18,459.

Workers' Compensation Board, 884,695.

## Payments to Other Ministries/Agencies (\$5,595):

Accounts under \$50,000—5,595.

## Less: Recoveries from Other Ministries/Agencies (\$213,290):

Accounts under \$50,000—(213,290).

## Travelling Expenses (\$5,759,407)

Hon. C. Harnick, 10,988; D. Tilson, 3,764; L. Taman, 13,110; J.W. Albert, 29,377; C.B. Allott, 17,936; F.M. Armstrong, 11,915; D.M. Aziz, 12,823; R.N. Beaudoin, 21,860; P.T. Bishop, 11,537; W.H. Brownell, 15,478; M.G. Button, 11,558; G.E. Carson, 10,212; T.G. Clairmont, 11,362; R.D. Clarke, 13,626; A.J. Clement, 10,830; M. Clement, 51,367; G.E. Cloutier, 27,257; J. Collins, 12,002; F.R. Connolly, 19,572; P. Daub, 19,972; Y.N. Dauphin, 12,655; M.V. Denomy, 12,205; R. Ducharme, 11,179; D.A. Ebbs, 24,882; W.K. Edwards, 10,910; C.M. Emard, 12,619; J.D. Evans, 27,517; T.E. Fitzgerald, 10,680; R.N. Fournier, 27,230; A. Franks, 10,075; D.G. Fraser, 14,780; D.L. Fuller, 20,867; G.W. Fuller, 11,016; M. Garson, 13,489; L.L. Gauthier, 13,747; G.N. Glaude, 18,473; P.S. Glowacki, 10,331; P.D. Griffiths, 12,440; T. Hall, 23,722; J.F. Hanbidge, 14,755; D. Hayden, 10,054; R.G.E. Hunter, 16,753; S.F. Jolly, 12,550; G.R. Jones, 19,304; M.G. Kitlar, 15,592; R. Lajoie, 11,903; M. Lambert, 16,817; G.S. Lapkin, 17,517; J.G. Lebel, 10,087; B.F. Lee, 30,794; B.W. Lennox, 22,670; R.M. Le Sarge, 12,430; R.B. Lester, 10,095; S.B. Linden, 27,084; J. Little, 15,154; R.G. Masse, 10,399; A.A. Mazurski, 17,883; D.E. McGarry, 16,058; G.E. Michel, 14,006; D.J. Nadeau, 15,211; F. Noronha, 20,392; H. O'Neil, 19,795; J.J. Oreskovich, 11,271; C. Pappas, 10,157; M.A. Paslowski, 11,762; D. Paulseth, 12,885; M.S.



## MINISTRY OF THE ATTORNEY GENERAL — Continued

Phillips, 11,137; R.A. Pinnock, 18,909; L.D. Rossi, 22,079; I.D. Scott, 10,550; J.A.D. Seaton, 13,865; B. Sinai, 27,285; E. Strachan, 15,441; M.B. Walker, 12,193; R.J. Walneck, 23,170; P.M. Wilkes, 12,025; R.A. Young, 10,100; Accounts under \$10,000—4,523,912.

## Other Payments (\$319,661,229)

Materials, Supplies, etc. (\$99,146,903):

P.C. Abinakle, 96,009; Adcom Electronics Ltd., 69,653; Advance Planning and Communications Inc., 64,922; Ann Welsh Communications, 103,926; Appsol Consulting Inc., 82,425; Artistic Stationery Co. Ltd., 63,565; Associates in Psychiatry, 124,108; Association of Community Information Centres in Ontario, 95,142; E.A. Atchison, 58,378; Atrium Management Inc., 51,485; Babbco Office Services Ltd., 200,326; Bell Canada, 2,358,285; J.J. Belobradic, 64,809; R.E. Berry, 95,359; J.M. Bradford, 58,703; Butterworths and Co. (Canada) Ltd., 442,508; The Caldwell Partners, 141,440; Canada Law Book Inc., 1,381,383; Canada Post Corporation, 1,506,588; Canadian Corps of Commissionaires, 1,546,600; The Centre for Career Management, 257,536; Chapman and Fowler, 95,056; Choice Information Systems Inc., 545,497; Claremont Graphics, 54,090; ClientSoft Inc., 55,467; Compugen Systems Ltd., 345,165; Computer Partners International, 602,127; The Coopers and Lybrand Consulting, 276,125; Corporate Education Centre, 90,442; DMR Group Inc., 167,496; DRH Consulting Services, 71,588; H.A. Dale, 61,250; Dale Intermediaries Ltd., 160,443; Danka Office Imaging Ltd., 383,701; Data Business Forms, 391,396; Datafile, 122,184; David Fan and Associates, 95,920; B.T. Davies, 92,425; Decision One Supplies Inc., 50,732; Dejordon Armoured Transport Inc., 86,690; Dockstader and Dockstader, 83,069; Dye and Durham Co. Inc., 62,207; Ernst and Young Inc., 748,737; J.M. Ferron, 71,726; G.E. Capital Canada Leasing Inc., 283,259; GW and TM Consulting Ltd., 86,439; H. Garfield, 65,231; George Benda Catering, 51,016; Georgian Bay Telephone Systems Ltd., 146,150; Grand and Toy Ltd., 1,043,913; Harcourts Ltd., 97,785; Hewlett Packard (CDA) Ltd., 91,786; Humber College, 106,479; IBM Canada Ltd., 59,281; ISM Information Systems Management Corp., 108,114; J and A Media Services, 69,261; J.S. Systems Inc., 92,650; Joanne G. Beasley and Associates, 58,569; C. Johnston, 51,300; Johnston Smith International, 62,683; Kawartha Family Court Assessment Service, 51,024; Ken Lewis Group Inc., 77,533; Kinwood Audio Visual Inc., 199,631; M.S. Kirsch, 51,865; Konica Business Machines, 65,468; Landseaair, 109,284; Lapel Consulting Inc., 87,815; Law Society of Upper Canada, 886,263; F.K. Leahey, 127,520; Lebel and Moore, 52,722; London Family Court Clinic, 76,238; London Police Service, 51,566; MFP Technology Services Ltd., 2,285,689; J.H. Madden, 65,590; J.D. McCamus, 106,086; McCarthy Tetrault Barristers and Solicitors, 61,603; R.M. McLeod, 190,718; McMaster University, 92,043; The Mediation Centre of Simcoe County Inc., 140,954; Memorex Telex Inc., 147,026; Metropolitan Toronto, Municipality of - Metro Corporate and Human Resource, 65,162; Metropolitan Toronto Police, 144,119; Midland, the Corporation of the Town of, 138,591; Miller Thomson, 53,984; Milner Graphics, 239,893; Ministries: Finance, 579,278; Management Board Secretariat, 32,613,157; Natural Resources, 201,712; Solicitor General and Correctional Services, 523,995; Transportation, 138,851; Mobility Canada, 175,840; Moore Business Forms and Systems Ltd., 90,455; National Computer, 127,709; Olivetti Systems and Networks Canada Ltd., 53,594; Ontario Transcripts Ltd., 62,780; Ottawa - Carleton, the Regional Municipality of, 83,806; Paul King Armoured Courier Express, 59,485; Peel, the Regional Municipality of, 107,318; Phoenix Information Systems Ltd., 152,794; Pitney Bowes, 309,749; Postage By Phone, 660,224; The Printing House Ltd., 96,478; Purolator Courier Ltd., 376,662; QL Systems Ltd., 96,474; R.P. Graphics Group, 61,533; R.L. Radley, 62,238; Recycle Systems Office Product, 51,601; W.T. Reinhardt, 51,436; Relational Solutions, 107,148; Remtron Office Systems Ltd., 315,175; H.A. Rice, 52,238; W.G. Richards, 81,501; Richlore Construction Ltd., 324,700; Ricoh Savin Canada Inc., 306,832; Rogers Cantel Inc., 68,257; Rosedale Livery Ltd., 57,726; Scott Capital Group Inc., 98,102; Sofia Merkoullovitch Associates, 76,101; M. Speyer, 54,704; Swiss Print and Graphics Ltd., 139,140; Techomatic Business Systems Inc., 263,497; Telecomputer Integrated Systems Inc., 76,572; Tenet Computer Group Inc., 120,710; Thomson Canada Ltd., 1,587,507; Time Computer Products, 68,799; Tims Inc., 340,745; Tippet-Richardson Ltd., 55,529; Top Guards Inc., 268,744; Toronto Colony Hotel, 114,554; Toshiba of Canada Ltd., 231,831; Total Office Systems, 142,186; Transworld Paper Ltd., 294,950; Unisys Canada Inc., 242,551; University of Guelph, 55,262; Walsten Air Service Ltd., 359,161; Waterloo Regional Police Force, 59,588; Weir and Foulds Barristers and Solicitors, 194,688; W. M. Wilson, 53,439; Windsor, the Corporation of the City of, 54,792; Xebec Imaging Services Inc., 270,013; Xerox Canada Ltd., 518,918; 4 Office Automation Ltd., 611,724; 24 Hour Toner Service, 87,383; Accounts under \$50,000—33,035,981.

## MINISTRY OF THE ATTORNEY GENERAL — Continued

## Royal Commissions (\$2,037,802):

## Inquiry into events at Queen's Park (\$618,485):

Honourable W.Z. Estey was appointed to inquire into the events of March 18, 1996 at the Ontario Legislature.

## Salaries and Wages (\$39,998):

Accounts under \$50,000—39,998.

## Employee Benefits (\$3,541):

Accounts under \$50,000—3,541.

## Travelling Expense (\$112):

Accounts under \$50,000—112.

## Materials, Supplies, etc. (\$574,834):

W.Z. Estey, 185,000; Strikeman, Elliot, Barristers and Solicitors, 295,646; Accounts under \$50,000—94,188.

## J.P. Morin Inquiry (\$1,400,790):

Honourable Fred Kaufman was appointed to review the conduct of the investigation and the conduct of the Center of Forensic Sciences.

## Salaries and Wages (\$209,767):

Accounts under \$50,000—209,767.

## Employee Benefits (\$16,754):

Accounts under \$50,000—16,754.

## Travelling Expense (\$4,134):

Accounts under \$50,000—4,134.

## Materials, Supplies, etc. (\$1,170,135):

Cooper, Sandler and West, Barristers and Solicitors, 315,111; Kaufman, Winter, Barristers and Solicitors, 310,209; Lerner and Associates, Barristers and Solicitors, 239,935; Pinkofsky Lockyer, Barristers and Solicitors, 55,199; Accounts under \$50,000—249,681.

## Systemic Racism in the Ontario Criminal Justice System (\$18,527):

The Commission on Systemic Racism in the Ontario Criminal Justice System was created in response to the Stephen Lewis report to inquire into, to report, and to make recommendations with respect to systemic racism and the extent of its impact on the Ontario criminal justice system.

## Salaries and Wages (\$17,533):

Accounts under \$50,000—17,533.

## Employee Benefits (\$994):

Accounts under \$50,000—994.

## Grant, Subsidies, etc. (\$252,662,833):

## Contribution to Legal Aid Fund, Law Society of Upper Canada (\$226,429,704):

Legal Aid Fund, Law Society of Upper Canada, 226,645,890.

## Less: Recoveries from Other Ministries (\$216,186):

Office Responsible for Women's Issues, 216,186.



## MINISTRY OF THE ATTORNEY GENERAL — Continued

Compensation to Victims of Crime (\$13,920,147):

Sundry Persons in accordance with the *Law Enforcement Act* 13,920,147.

Native Court Worker Programs (\$1,259,437):

Ontario Federation of Indian Friendship, 1,104,993; Accounts under \$120,000—154,444.

Aboriginal Justice Projects, \$138,238.

Supervised Access Pilot Projects, \$993,297.

Special Projects (\$499,813):

London Family Court Clinic Inc., 140,000; Metropolitan Toronto Special Committee on Child Abuse, 140,000; Accounts under \$120,000—219,813.

Victims of Abuse in Provincial Institutions, 9,145,160.

National Judicial Institute, 123,487.

Frontenac Family Referral Services,  
Accounts under \$120,000—23,900.

Less: Recoveries from Other Ministries/Agencies re: Seconded Common Legal Services and Civil Law Office (\$34,186,309): Agriculture, Food and Rural Affairs, 867,234; Community and Social Services, 2,339,150; Consumer and Commercial Relations, 2,417,150; Culture, Tourism and Recreation, 1,149,849; Economic Development and Trade, 1,152,256; Education and Training, 1,148,586; Environment and Energy, 2,986,444; Finance, 2,496,146; Gaming Control Commission, 392,231; Health, 2,132,981; Labour, 2,994,014; Management Board Secretariat, 2,300,192; Municipal Affairs and Housing, 3,600,124; Natural Resources, 1,668,928; Northern Development and Mines, 425,522; Ontario Energy Board, 221,227; Ontario Insurance Commission, 1,066,883; Ontario Municipal Board, 174,673; Ontario Native Affairs Secretariat, 498,349; Police Complaints Commission, 475,056; Pension Commission, 703,868; Solicitor General and Correctional Services, 1,284,337; Transportation, 1,691,109.

Total Other Payments . . . . . 319,661,229

**Statutory (\$6,017,198)**

**Minister's Salary (\$32,997)**

Hon. Charles Harnick . . . . . April 1, 1996 to March 31, 1997 . . . . . 32,997

**Parliamentary Assistant's Salary (\$11,155)**

D. Tilson . . . . . April 1, 1996 to March 31, 1997 . . . . . 11,155

**The Proceedings Against the Crown Act (\$4,889,972)**

Joseph Barrows, 53,583; Counsel Property Corporation, 580,000; Queen's University at Kingston, 425,000; Clipper Construction Ltd., 256,530; Joseph and Nancy Slusarczyk, 166,578; Michael Lynn Fletcher, 75,000; Guy Paul Morin and Parents, 1,265,946; Venneri Engineering Ltd., 500,000; Earl Wayne Daynes, Daynes Holdings Ltd. and Omni Health Care Ltd., 120,000; Mr. Gregorasz, 61,994; Honest Ed's Ltd., 90,000; Metropolitan Toronto Police, 417,476; R.V. Trulel, 81,165; Accounts under \$50,000—796,700.



## MINISTRY OF THE ATTORNEY GENERAL — Concluded

Payments under the *Ministry of Treasury and Economics Act* (\$840,574)

undry Payments ..... 840,574

## Allowances to General Division Judges (\$242,500)

allowances under \$50,000—242,500.

## Summary of Expenditure


## Voted

Salaries and Wages .....	315,173,605
Employee Benefits .....	62,809,410
Travelling Expenses .....	5,759,407
Other Payments .....	319,661,229

703,403,651

Statutory ..... 6,017,198

Total Expenditure, Ministry of the Attorney General ..... \$709,420,849



## CABINET OFFICE

## DETAILS OF EXPENDITURE

## Voted

## Salaries and Wages (\$6,573,416)

Temporary Help Services (\$162,294):

Management Board Secretariat, 122,167; Accounts under \$50,000—40,127.

Payments to Other Ministries (\$669,071):

Finance, 70,584; Labour, 103,335; Management Board Secretariat, 164,850; Municipal Affairs and Housing, 86,616; Office of the Premier, 96,408; Accounts under \$50,000—147,278.

Less: Recoveries from Other Ministries (\$106,317):

Accounts under \$50,000—106,317.

## Employee Benefits (\$1,218,936)

Payments for: Canada Pension Plan, 94,273; Dental Plan, 63,717; Employer Health Tax, 110,244; Employment Insurance, 173,434; Ontario Public Service Employees' Union Pension Fund/Public Service Pension Fund, 224,313; Supplementary Health and Hospital Plan, 60,707; Accounts under \$50,000—63,960.

Other Benefits: Severance Pay, 325,994; Miscellaneous Benefits, 19,007.

Workers' Compensation Board, 1,373.

Payments to Other Ministries (\$95,467):

Accounts under \$50,000—95,467.

Less: Recoveries from Other Ministries (\$13,553):

Accounts under \$50,000—13,553.

## Travelling Expenses (\$21,093)

R. Burak, 3,088; Accounts under \$10,000—18,005.

## Other Payments (\$2,154,649)

Materials, Supplies, etc. (\$2,154,649):

Carr-Gordon Limited, 127,900; Digital Equipment of Canada Ltd., 57,596; Genesis Media Inc., 65,819; Lyle Makosky Interventures Inc., 83,413; MFP Technology Services, 235,308; Media Buying Services Limited, 231,881; Pollara Strategic Public Opinion, 82,300; Accounts under \$50,000—948,684.

Payments to Other Ministries (\$ 505,744):

Management Board Secretariat, 497,536; Accounts under \$50,000—8,208.

Less: Recoveries from Other Ministries (\$183,996):

Accounts under \$50,000—183,996.

Total Other Payments ..... 2,154,649



## CABINET OFFICE — Concluded

## Summary of Expenditure

## Voted

Salaries and Wages .....	6,573,416	
Employee Benefits .....	1,218,936	
Travelling Expenses .....	21,093	
Other Payments .....	2,154,649	
		<hr/>
		9,968,094
		<hr/>
Total Expenditure, Cabinet Office .....		<u><u>\$9,968,094</u></u>

## OFFICE OF THE CHIEF ELECTION OFFICER

Warren R. Bailie, Chief Election Officer

## DETAILS OF EXPENDITURE

## Voted

Salaries and Wages (\$786,236)

Employee Benefits (\$150,517)

Payments for: Accounts under \$50,000—75,216.

Other Benefits: Maternity/Parental/Adoption Leave Allowances, 3,870; Severance Pay, 71,431.

Statutory - The *Election Act* (\$1,615,361)

Temporary Help Services (\$123,864)

Accounts under \$50,000—123,864.

Travelling Expenses (\$17,043)

Accounts under \$10,000—17,043.

Other Payments (\$1,176,948)

Materials, Supplies, etc. (\$1,176,948):

Hexagon Computer Systems Inc., 129,970; Metropol Security, 88,822; Management Board Secretariat, 796,394; Accounts under \$50,000—161,762.

Electoral District Payments (\$297,506)

Brantford, 314; Bruce, 1652; Carleton, 305; Downsview, 305; Durham Centre, 945; Durham East, 2,060; Essex-Kent, 639, Fort York, 175; Halton North, 305; Hamilton Centre, 2,085; High Park-Swansea, 292; Kingston and the Islands, 219; Lanark-Renfrew, 43; London Centre, 2,689; Muskoka-Georgian Bay, 27; Niagara Falls, 1,215; Nipissing, 1,695; Oshawa, 305; Ottawa Centre, 321; Parkdale, 724; Peterborough, 265; Rainy River, 508; St. Catharines-Brock, 621; Scarborough-Ellesmere, 319; Simcoe Centre, 3,159; Simcoe East, 918; Sudbury, 37; Wellington, 1,201; Wentworth North, 305; Wilson Heights, 1,750; York Centre, 323; York East, 305; York-Mackenzie, 1,602; York South, 273,786.

Less: Recoveries from Electoral District Payments (\$3,908):

Burlington South, 729; Etobicoke West, 124; Frontenac-Addington, 81; Nickel Belt, 833; Parry Sound, 70; Prescott and Russell, 59; Riverdale, 189; St. Andrew-St. Patrick, 775; Sudbury East, 149; Victoria-Haliburton, 240; Wentworth East, 304; York Mills, 220; Yorkview, 135.

## OFFICE OF THE CHIEF ELECTION OFFICER — Concluded

## Summary of Expenditure

## Voted

Salaries and Wages .....	786,236	
Employee Benefits .....	150,517	
		936,753
Statutory .....		1,615,361
Total Expenditure, Office of the Chief Election Officer .....		<u>\$2,552,114</u>



## MINISTRY OF CITIZENSHIP, CULTURE AND RECREATION

Hon. Marilyn Mushinski, Minister

## DETAILS OF EXPENDITURE

## Voted

## Salaries and Wages (\$43,382,010)

Temporary Help Services (\$295,127):

Contractors Network Corporation, 62,440; Management Board Secretariat, 140,421; Accounts under \$50,000—92,266.

Payments to Other Ministries (\$503,545):

Labour, 114,658; Management Board Secretariat, 317,484; Office Responsible for Women's Issues, 66,124; Accounts under \$50,000—5,279.

Less: Recoveries from Other Ministries (\$252,744):

Management Board Secretariat, 99,236; Office Responsible for Women's Issues, 116,297; Accounts under \$50,000—37,211.

## Employee Benefits (\$7,475,461)

Payments for: Canada Pension Plan, 764,473; Dental Plan, 485,352; Employer Health Tax, 788,837; Employment Insurance, 1,301,183; Group Life Insurance, 91,936; Long Term Income Protection, 528,281; Ontario Public Service Employees' Union Pension Fund/Public Service Pension Fund, 104,363; Supplementary Health and Hospital Plan, 545,535; Accounts under \$50,000 — -296,079.

Other Benefits: Attendance Gratuities, 2,911; Maternity/Parental/Adoption Leave Allowances, 279,929; Severance Pay, 2,745,469; 2% Payment in Lieu of Benefits, 413; Miscellaneous Benefits, 28,738.

Workers' Compensation Board, 83,398.

Payments to Other Ministries (\$20,722):

Accounts under \$50,000—20,722.

Less: Recoveries from Other Ministries (\$31,910):

Accounts under \$50,000—31,910.

## Travelling Expenses (\$931,569)

on. Marilyn Mushinski, 3,624; T. Clement, 1,116; D. Shea, 780; N. Alboim, 3,164; D. Adlam, 13,885; L. Arnold Cox, 15,992; J. Corriveau, 12,816; W.M. Cotton, 13,267; M. Gagnon, 14,142; I. Hilton, 10,660; S.M. Hreljac, 14,041; S. Jostman, 10,350; V. Kameda, 11,717; J. LeGal, 18,428; P. Scott, 16,738; D. Welch, 11,055; R. Zizman, 31,160; Accounts under \$10,000 — 728,634.

Less: Recoveries from Other Ministries (\$16,966):

Accounts under \$10,000—16,966.

## Other Payments (\$256,366,804)

Materials, Supplies, etc. (\$17,521,870):

Alliance Manufacturers/Exporters Canada, 137,250; Annette Snowdon Communications Consultant, 50,505; ATandT Canada Long Distance Services Co., 123,000; Attorney General, 1,194,912; Avon Sportswear, 80,095; Babbco

## MINISTRY OF CITIZENSHIP, CULTURE AND RECREATION — Continued

Office Services Ltd., 73,957; Beaver Foods Limited, 57,811; Bell Canada, 134,982; Canada Post Corporation, 235,709; Canadian Council on Rehabilitation and Work, 50,250; Chromatic People Limited, 57,021; Coaching Association of Canada, 142,310; D.J. Beckley Consulting Ltd., 162,351; Desktop Mapping Technologies Inc., 83,843; Dyad Systems Inc., 57,220; Fallingbrook Distributors Limited, 117,693; Fasken Campbell Godfrey Barristers and Solicitors, 62,714; Fitting Words Inc, 92,629; Fraser and Beatty Barristers and Solicitors, 363,240; G.E Capital Fleet Services, 264,130; Grand and Toy, 117,021; GSD Consulting Inc., 78,771; KPMG Management Consulting, 55,011; Mackerel Inc., 69,555; Mapledoran Brokers Limited, 68,004; MediaReach, 121,433; MFP Technology Services Ltd., 4,725,516; Mobility Canada, 63,193; Morris/Rose/Ledgett Barristers and Solicitors, 104,438; Network Cabling Service Ltd., 111,406; Ontario Physical and Health Education Association, 158,051; Pitney Bowes of Canada Ltd., 108,352; PSSoftware, 99,983; Purolator Courier Ltd., 67,935; Savin Canada Inc., 110,393; Sightlines Productions Ltd., 58,000; Tenet Computer Group Inc., 81,551; University Of Toronto, 56,270; Western Management Consultants, 77,206; William Hyndman and Associates, 58,007; Xerox Canada Ltd., 233,513; Accounts under \$50,000—7,376,222.

Less: Recoveries from Other Ministries (\$19,583):

Accounts under \$50,000—19,583.

Grants, Subsidies, etc. (\$238,844,934):

Ajax Library Board, 176,409; Art Gallery of Ontario, 11,878,100; Attawapiskat First Nation, 180,000;

Barbra Schlifer Commemorative Clinic, 283,656; Barrie Library Board, 255,940; Big Thunder Sports Park Ltd., 370,000; Brampton Library Board, 458,826; Brantford Library Board, 209,548; Bruce County Library Board, 249,989; Burlington Library Board, 301,209;

Cambridge Library Board, 216,087; Canoe Ontario, 194,390; Casa Abruzzo 1994 Benevolent Corp., 250,000; Catholic Cross Cultural Services, 232,277; Centre de jour polyvalent des Aînés, 375,000; Chinese Canadian Cultural Centre of Greater Toronto Foundation, 900,000; Chinese Information and Community Services, 220,224; Cornwall Library Board, 124,637; Costi-lias Immigrant Services, 171,475;

East York Library Board, 286,377; Elgin County Library Board, 152,750; Essex County Library Board, 310,628; Etobicoke Library Board, 701,085;

Federation of Broomball Association of Ontario, 126,360; Field Hockey Ontario, 142,092; First Phoenix Fund Co. Ltd.-Trustee, 1,164,200; Fort Erie, Town of, 185,000; Frontenac County Library Board, 228,709;

Gloucester Library Board, 316,796; Guelph Library Board, 210,863; Guelph, City of, 888,934;

Haliburton County Library Board, 159,411; Hamilton Library Board, 856,028; Hamilton, City of, 523,460; Hockey Development Centre for Ontario, 485,181; Huron County Library Board, 205,852;

Immigrant and Visible Minority Women Against Abuse, 201,148;

Judo Ontario, 120,379;

Kent County Library Board, 208,521; Kingston Library Board, 183,267; Kitchener Library Board, 426,896; Korean Canadian Cultural Association, 475,000;

Lac La Croix First Nation, 257,100; Lambton County Library Board, 386,348; Lennox & Addington County Library Board, 125,273; London Cross Cultural Learner Centre, 195,759; London Library Board, 818,881;

Magnetawan First Nation, 153,306; Markham Library Board, 308,324; McMichael Canadian Art Collection, 3,490,400; Metro Toronto and Region Conservation Authority, 232,689; Metropolitan Toronto Reference Library, 1,883,950; Middlesex County Library Board, 153,343; Mississauga Library Board, 885,597; Mississaugas of the New Credit, 230,000; Multicultural History Society of Ontario, 299,578; Muskrat Dam First Nation, 451,885;



## MINISTRY OF CITIZENSHIP, CULTURE AND RECREATION — Continued

National Ballet School, 422,427; Nepean Library Board, 237,591; Niagara Falls Library Board, 216,268; North Bay Library Board, 159,999; North York Library Board, 1,373,649; Northern Development and Mines, 132,600; Northwood Neighbourhood Services, 120,278; Oakville Library Board, 237,894; Ontario Amateur Basketball Association, 122,811; Ontario Amateur Wrestling Association, 152,747; Ontario Arts Council, 30,220,685; Ontario Badminton Association, 134,035; Ontario Chinese Medicine and Acupuncture Association of Canada, 120,680; Ontario Council of Agencies Serving Immigrants, 192,443; Ontario Cycling Association, 125,828; Ontario Equestrian Federation, 165,292; Ontario Federation of Indian Friendship Centres, 1,083,500; Ontario Film Development Corp., 1,787,700; Ontario Five-Pin Bowlers Association, 195,717; Ontario Gymnastic Federation, 367,883; Ontario Heritage Foundation, 2,219,500; Ontario Historical Society, 207,752; Ontario Lacrosse Association, 192,670; Ontario Library Service-North, 2,726,866; Ontario Museum Association, 120,451; Ontario Physical and Health Education Association, 388,560; Ontario Ringette Association, 133,660; Ontario Rowing Association, 128,500; Ontario Sailing Association, 262,786; Ontario Science Centre, 12,592,195; Ontario Ski Council, 607,276; Ontario Soccer Association, 242,762; Ontario Speed Skating Association, 132,185; Ontario Sports and Recreation Centre Inc., 2,673,704; Ontario Tennis Association, 200,900; Ontario Track and Field Association, 260,340; Ontario Trillium Foundation, 17,369,020; Ontario Volleyball Association, 186,110; Organization of Book Publishers Ontario, 450,000; Oshawa Library Board, 289,150; Ottawa Library Board, 892,180; Ottawa-Carleton Immigrant Services Organization, 246,555; Oxford County Library Board, 167,988;

Parks and Recreation Ontario, 703,800; Peterborough Library Board, 185,694; Peterborough, City of, 411,438; Pickering Library Board, 131,740; Polish Immigrant and Community Services, 127,794; Portuguese Social Service Centre of Toronto, 126,189;

Rexdale Women's Centre, 178,000; Richmond Hill Library Board, 161,733; Royal Botanical Gardens, 2,206,800; Royal Ontario Museum, 19,446,900;

St. Catharines, City of, 1,539,131; St. Catharines Library Board, 322,640; St. Stephen's Community House, 124,742; Sarnia-Lambton Family YMCA, 186,631; Sault Ste Marie Library Board, 401,192; Scarborough Library Board, 1,078,106; Science North, 3,301,600; Skate Ontario, 257,866; Softball Ontario, 174,013; Southern Ontario Library Service, 3,992,005; Sport for Disabled Ontario, 162,490; Stormont Dundas Glengarry County Library Board, 171,579; Stratford Festival, 1,729,850; Sudbury Library Board, 273,191; Swim Ontario, 447,123;

Theatre Ontario, 178,398; Thunder Bay Library Board, 351,414; Thunder Bay Multicultural Association, 150,061; Timmins Library Board, 131,866; Toronto Library Board, 1,722,918; Toronto, City of, 220,522; TVOntario, 56,893,300;

Vaughan Library Board, 177,381; Victoria County Library Board, 181,901; Visual Arts Ontario, 135,135;

Wapekeka First Nation, 455,000; Waterloo Library Board, 161,674; Waterloo Regional Library Board, 132,342; Webequie First Nation, 316,650; Welland Library Board, 179,521; Wellington County Library Board, 143,569; Wentworth County Library Board, 290,438; Whitby Library Board, 125,939; Windsor Library Board, 520,576; Women Immigrants of London, 140,704; Woodgreen Community Centre, 120,416; Working Women Community Centre, 127,797;

YMCA-YWCA Brockville, 148,088; York City Library Board, 367,936;

1997 Special Olympic World Winter Games, 2,880,000;

Accounts Under \$120,000—25,903,142.

Less: Recoveries from Other Ministries (\$6,894,275):

Economic Development, Trade and Tourism, 5,644,187; Office Responsible for Women's Issues, 1,250,088.

Total Other Payments . . . . . 256,366,804



## MINISTRY OF CITIZENSHIP, CULTURE AND RECREATION — Concluded

Statutory (\$44,152)

Minister's Salary (\$32,997)

Hon. M.Mushinski ..... April 1, 1996 to March 31, 1997 ..... 32,997

Parliamentary Assistants' Salary (\$11,155)

D. Shea ..... January 8, 1997 to March 31, 1997 ..... 2,537

T. Clement ..... April 1, 1996 to January 7, 1997 ..... 8,618

## Summary of Expenditure

## Voted

Salaries and Wages .....	43,382,010
Employee Benefits .....	7,475,461
Travelling Expenses .....	931,569
Other Payments .....	256,065,184

307,854,224

Statutory ..... 44,152

**Total Expenditure, Ministry of Citizenship, Culture and Recreation ..... \$307,898,376**

## MINISTRY OF COMMUNITY AND SOCIAL SERVICES

Hon. Janet Ecker, Minister  
Hon. David H. Tsubouchi, Minister

## DETAILS OF EXPENDITURE

## Voted

## Salaries and Wages (\$370,708,786)

## Temporary Help Services (\$4,005,981):

Bradson Personnel Services, 219,945; Contact Human Resource Group, 68,643; Kelly Temporary Services, 160,917; Management Board Secretariat, 1,948,100; Manpower Temporary Services Ltd., 252,890; Metropolitan Toronto, Municipality of, 136,205; Norfolk Association for Community Living, 62,658; Olsten Staffing Services, 83,167; Personnel By Elsie, 92,934; Pinch-Hitters Temporary Personnel, 74,674; University of Waterloo, 99,296; Valley Project Services, 86,353; Accounts under \$50,000—720,199.

## Employee Benefits (\$67,072,163)

Payments for: Canada Pension Plan, 7,672,949; Dental Plan, 4,972,053; Employer Health Tax, 6,976,411; Employment Insurance, 12,525,585; Group Life Insurance, 702,839; Long Term Income Protection, 5,273,194; Ontario Public Service Employees' Union Pension Fund/Public Service Pension Fund, 7,132,766; Supplementary Health and Hospital Plan, 6,042,647.

Other Benefits: Attendance Gratuities, 300,440; Death Benefits, 86,123; Maternity/Parental/Adoption Leave Allowances, 2,256,868; Severance Pay, 7,536,658; 2% Payment in Lieu of Benefits, 166,364; Miscellaneous Benefits, 224,708.

Workers' Compensation Board, 5,189,986.

## Payments to Other Ministries (\$12,572):

Accounts under \$50,000—12,572.

## Travelling Expenses (\$4,886,037)

Hon. J. Ecker, 4,680; Hon. D. H. Tsubouchi, 640; S. D. Lang, 6,520; D. G. Aquin, 10,638; W. R. Cerniuk, 17,153; R. Cormier, 29,808; L. J. Cote, 10,253; D. J. Csabak, 15,115; S. L. Cunningham, 17,690; N. Dougan, 24,083; I. Dubelaar, 10,677; D. K. Durkot, 31,148; C. Dussault, 15,386; B. Elo-Shepherd, 17,999; J. K. Finlay, 14,181; J. J. Fitzpatrick, 10,528; D. J. Frank, 13,013; E. Fraser, 10,215; E. Goss, 33,524; C. F. Hayward, 11,944; K. Hopkins, 10,176; W. L. Hutchings, 11,047; K. L. Jewitt, 36,381; B. Kent, 12,767; D. J. Lafranier, 39,515; P. Lalonde, 18,473; L. Lamarche, 13,828; C. D. Lees, 19,607; M. Legault, 13,712; R. Levy, 16,774; D. B. Low, 23,565; D. Lozier, 15,212; L. H. Lunney, 17,325; J. G. Manarin, 29,518; G. F. Marks, 10,868; M. Matteo, 22,897; S. A. McCorkell, 25,050; P. T. Meyer, 10,713; D. Porto, 10,587; W. R. Poser, 15,444; A. Prasuhn, 11,564; M. J. St. Jean, 11,265; N. A. True, 10,759; J. A. Tucci, 11,309; T. W. White, 33,126; E. G. Williams, 10,344; J. Wilson, 11,124; J. Yahn, 24,544; P. Zacharias, 12,090; D. Zuccato, 14,320; Accounts under \$10,000—4,056,938.

## Other Payments (\$7,612,102,430)

## Materials, Supplies, etc. (\$119,975,663):

A.B. Dick Co. of Canada Ltd., 55,716; AT and T Capital Canada Inc., 300,998; Abbott Laboratories Ltd., 101,565; Adcom Electronics Ltd., 179,085; Adult Occupational Centre Canteen, 98,603; Aladdin Canada Inc., 59,316; Dr. Arnold Goldberg, 62,390; Attachmate Corp., 86,110; Ault Foods Ltd., 700,560; Dr. B. Goldberg, 56,938; B.S.C. Technologies, 92,987; Beaver Foods Ltd., 97,775; Bell Canada, 1,935,103; Borden and Elliot, 85,325; Burgess Wholesale Ltd., 234,129; Burns International Security Services Ltd., 104,826; C.G.I. Information Systems and

## MINISTRY OF COMMUNITY AND SOCIAL SERVICES — Continued

Management Consultants Inc., 260,410; Canada Post Corp., 759,687; Canadian Corps of Commissionaires, 513,996; Canadian Deaf Blind and Rubella Association, 144,481; Canadian Tire Associate Store, 55,270; Cantel, 71,728; Cascades Dismed Inc., 124,002; Catherine Steele, 136,745; Centra Gas Ontario Inc., 599,360; Change Control Ltd., 155,780; Dr. Christopher Paul Cole, 76,236; Claremont Graphic, 59,596; Commercial and Industrial Moving Services Inc., 289,262; Compugen Systems Ltd., 208,382; Computer Associates Canada Ltd., 206,829; Consumers Gas Co., 618,800; Coopers and Lybrand Consulting Group, 267,428;

Dale Intermediaries Ltd., 161,701; Datafile, 57,569; Delmasa Systems Group Inc. Outsourcing Division, 1,003,988; Der Graphics, 76,650; Derry Foods Ltd., 236,779; Digital Equipment of Canada Ltd., 1,184,102; Diversey Wyandotte Inc., 69,115; Dorothy Thomas, 61,862; Driftwood Distributors, 155,324; Drug Trading Company Ltd., 171,427; Dye and Durham Co. Inc., 109,323; Dynasoft, 58,500;

Ecolab Ltd., 54,362; Ekos Research Associates Inc., 54,833; Esso Petroleum Canada, 108,179; Etobicoke Hydro, 100,936; Euro-Deli, 74,792;

Filefinder Inc., 76,680; Finlay Greenwood Inc., 69,585; Futuremed, 70,100;

GFS Canada Inc., 388,883; G. H. Wood and Wyant Inc., 144,016; Gartner Group Research, Advisory and Strategic Services, 69,878; General Electric Co., 52,611; Dr. Gillian M. Peterson, 58,317; Glen Cross Conference and Training Centre, 1,061,721; Global Knowledge Network, 50,845; Government Telecommunications Informatic-Place Du Portage, 179,280; Grand and Toy Ltd., 745,075;

Health Vision Corp., 88,757; Hickeson-Langs Supply Co., 1,266,477; Hospital Food Services-Ontario Inc., 483,094;

I Serve Inc., 93,401; Ingram and Bell White Cross, 106,090; Dr. Ivan Bracaleni, 61,950;

Dr. J. Blachford, 68,724; J and D Systems Inc., 122,037; Dr. J. R. Leitch, 55,606; J. Quattrocchi and Co. Ltd., 74,386;

Kawartha Hospital Linen Services, 213,528; The Knoll Group, 148,659; Kodak Canada Inc., 77,758;

Lancaster Business Forms Canada, 144,297; Levy-Coughlin Partnership Inc. Social Research and Management Consultation, 81,964; Lilo Products, 58,119; Lipson's Stores Ltd., 50,873; Llewellyn Security, 51,115; Loeb I.G.A., 57,703; London Hospital Linen Service, 164,644;

MFP Technology Services Ltd., 23,051,441; Dr. Mariam Bulbulis Vania, 67,752; McGrath Cartage Smiths Falls Ltd., 56,975; Meatland Noack and Hanmer Ltd., 106,729; Mediascan Canada Inc., 162,597; Richard Meen, 122,518; Dr. Michael Day, 51,669; Mid Ontario Disposal, 58,622; Mid-Canada Medical, 77,750; Milner Graphics, 356,503; Ministries: Attorney General, 2,360,005; Health, 6,773,840; Labour, 62,235; Management Board Secretariat, 15,161,345; Solicitor General and Correctional Services, 210,031; Transportation, 695,640; Mobility Canada, 171,041; Montcalm Meats Inc., 67,698;

Norfield Business Systems, 60,648; Northern Telephone Ltd., 89,224; Novopharm Ltd., 68,572;

Oakville Hydro-Electric Commission, 173,690; Ontario Clean Water Agency, 102,525; Ontario Realty Corp., 4,150,788; Orillia, City of, 127,863; Orillia Water, Light and Power Commission, 405,616;

Parker Norquay, 61,256; Pepsi Cola Canada Beverages, 56,313; Petro Canada, 137,269; Pitney Bowes, 389,919; Plumbhouse Plumbing, 55,794; Postage By Phone, 264,374; Print Canada, 69,656; Procom Professional Computer Consultants Group Ltd., 328,066; Public Utilities Commission of London, 122,632; Purolator Courier Corp., 243,202; Dr. R. A. Carson, 100,475; Ram Computer Supply Inc., 86,317; Ricoh Canada Inc., 325,542; Rose Technology Group Ltd., 4,163,258;

S. Haennel, 61,061; SHL Computer Innovations, 17,839,110; Sam Battalia and Sons, 71,957; Serca Hickeson, 63,480;



## MINISTRY OF COMMUNITY AND SOCIAL SERVICES — Continued

Serca Marsh, 106,655; Shell Canada Products Ltd., 161,604; Simcoe District Co-Operative Services, 58,555; Smiths Falls Water Commission, 92,912; Sterling Commerce Inc. Communications Software Group, 357,850; Stewart Wholesale Co Ltd., 88,394; Strategic Counsel Inc., 89,624; Swish Maintenance Ltd., 74,376;

Tecsalt Eduplus Inc., 128,532; Tie Communications Canada Inc., 71,717; Today's Business Products Ltd., 124,010; Toshiba of Canada Ltd., 60,358; Transworld Paper Ltd., 104,100; Trent Drug Wholesale, 86,092;

Union Gas Ltd., 527,282; Unique Envelope Inc., 88,272; University of Western Ontario, 265,053;

Virtual Micro Technology, 137,378;

Dr. W. Gregory Demarchi, 72,063; Walker Interactive Systems, 339,764; Westburne Central Supply, 93,916; Weston Bakeries Ltd., 97,504;

Xerox Canada Inc., 439,582;

4 Office Automation Co., 78,009; Accounts under \$50,000—18,024,030.

Grants, Subsidies, etc. (\$7,492,126,767):

Adults' and Children's Services (\$7,492,126,767):

Program Administration Services (\$146,863):

Policy and Program Demonstration Projects (\$146,863):

University of Toronto, 146,863.

Income Maintenance (\$5,450,747,064):

Provincial Allowances and Benefits (\$3,079,079,698):

Canadian Hearing Society, 183,554; Ministries: Attorney General, 4,825,219; Health, 10,772,733; Olsten Healthcare, 182,711; Ontario Dental Association, 61,139,092; Ontario Housing Corp., 7,571,933; Accounts under \$120,000—2,994,404,456.

Municipal Allowances and Benefits (\$2,059,316,482):

Alderville First Nations, 166,730; Algoma, District of, Social and Family Services, 7,527,664; Algonquin Golden Lake First Nation, 190,108; Alice and Fraser, Township of, 189,299; Anishinawbe of Wauzhushk Onigum, 344,445; Arnprior, Town of, 1,052,690; Asphodel, Township of, 518,527; Attawapiskat First Nation, 2,253,449;

Barrie, City of, 8,629,068; Batchewana Indian Band, 263,638; Bearskin Lake First Nation, 256,217; Beausoleil First Nation, 1,219,625; Belmont and Methuen, Township of, 508,296; Big Grassy First Nation, 166,882; Big Island First Nation, 181,900; Brant County, 11,633,888; Brockville, City of, 6,024,354; Bruce, County of, 5,124,699; Burleigh and Anstruther, Townships of, 207,192;

Carnarvon, Township of, 160,602; Cat Lake First Nation, 438,030; Cavan, Township of, 188,260; Chatham, City of, 6,780,491; Chippewas of: Kettle and Stony Point, 623,688; Nawash First Nation, 518,109; Rama First Nation, 313,294; Samia Indian Band, 577,802; Saugeen, 644,781; The Thames First Nation, 562,264; Cobalt, Town of, 234,399; Cobden, Village of, 128,442; Cochrane District Welfare Administration Board, 3,178,264; Constance Lake First Nation, 443,827; Cornwall, City of, 16,588,232; Curve Lake First Nation, 378,839;

Deep River, Town of, 144,632; Deer Lake First Nation, 982,894; Douro, Township of, 172,988; Dryden, Town of, 338,189; Dufferein, County of, 3,081,116; Dummer, Township of, 349,023; Durham, Regional Municipality of, 57,741,437;

Eabametoong First Nation, 1,421,266; Eagle Lake First Nation, 149,871; Ear Falls, Township of, 288,876; Elgin,

## MINISTRY OF COMMUNITY AND SOCIAL SERVICES — Continued

- County of, 3,067,696; Englehart, Town of, 273,990; Ennismore, Township of, 235,334; Essex, County of, 8,732,538;
- Fort Albany First Nation, 881,911; Fort Severn First Nation, 269,389;
- Gananoque, Separated Town of, 933,221; Geraldton, Town of, 665,949; Ginoogaming First Nation, 157,370; Grassy Narrows First Nation, 881,765; Grey, County of, 8,995,642; Gull Bay Indian Band, 414,340;
- Hagarty and Richards, Township of, 134,127; Haileybury, Town of, 360,361; Haldimand-Norfolk, Regional Municipality of, 9,884,330; Haliburton, County of, 3,357,612; Halton, Regional Municipality of, 12,800,172; Hamilton-Wentworth, Regional Municipality of, 93,057,512; Harvey, Township of, 469,853; Hastings, County of, 31,070,348; Havelock, Village of, 581,614; Henvey Inlet First Nation, 159,046; Hinchinbrooke, Township of, 228,007; Horton, Township of, 167,614; Huron, County of, 3,146,503;
- Ignace, Township of, 206,115; Iskatewizaagegan #39 Independent First Nation, 268,954;
- Jaffray and Melick, Township of, 194,086;
- Kasabonika Lake First Nation, 620,392; Kashechewan First Nation, 1,761,537; Keewatin, Town of, 143,536; Keewaywin First Nation, 736,455; Kennebec, Township of, 170,629; Kenora, Town of, 1,729,335; Kenora, Unorganized District of, 6,759,986; Kent, County of, 11,144,009; Kingfisher Lake First Nation, 177,544; Kingston, City of, 20,488,465; Kingston, Township of, 4,062,679; Kirkland Lake, Town of, 1,399,670; Kirkland Lake, Unorganized District of, 512,214;
- Lac La Croix First Nation, 167,307; Lac Seul First Nation, 572,539; Lakefield, Village of, 194,631; Lambton, County of, 16,711,203; Lanark, County of, 10,453,610; Latchford, Town of, 124,308; Leeds and Grenville, United Counties of, 7,419,380; Lennox and Addington, County of, 5,440,924; Little Current, Town of, 145,931; London, City of, 84,409,359; Longlac, Town of, 161,851; Longlac #58 Indian Band, 366,691; Loughborough, Township of, 296,209;
- Manitouwadge, Township of, 298,561; Marathon, Township of, 326,898; Marten Falls First Nation # 65, 192,493; McGarry, Township of, 222,246; McNab, Township of, 305,589; Metropolitan Toronto, Municipality of, 796,685,564; Middlesex, County of, 5,420,801; Ministry of Health, 4,452,336; Mishkeegogamang First Nation, 537,054; Mississaugas of New Credit First Nation, 174,867; Mohawks of Bay of Quinte, 555,515; Moose Factory First Nation, 1,355,281; Moravian of the Thames Indian Band-Delaware, 435,888; Munsee-Delaware Nation Muncney of Thames, 173,355; Muskoka, District Municipality of, 5,832,231;
- Naicatchewenin First Nation, 138,645; Naotkamegwanning First Nation, 427,382; New Liskeard, Town of, 180,430; Niagara, Regional Municipality of, 61,333,063; Nipissing, District Social Services Board of, 4,062,536; Nipissing First Nation, 582,061; North Bay, City of, 6,487,491; North Bay, Unorganized District of, 2,170,313; North Caribou Lake First Nation, 264,714; North Spirit Lake First Nation, 291,607; Northumberland, County of, 7,196,302; Northwest Angle #33 First Nation, 124,029; Northwest Angle #37 First Nation, 131,740; Norwood, Village of, 430,130;
- Ojibways of: Couchiching Band, 398,169; Fort William Indian Band, 905,724; Garden River Band, 313,173; Mississauga Indian Band, 255,950; Onegaming, 204,653; Pic River First Nation, 244,855; Serpent River Indian Band, 210,208; Shawanaga Indian Band, 170,561; Ontario Native Welfare Administrators Association, 560,590; Onyota'A:ka, 1,113,884; Oso, Township of, 203,603; Otonabee, Township of, 388,720; Ottawa-Carleton, Regional Municipality of, 212,414,982; Oxford, County of, 11,087,385;
- Parry Sound, District of, 6,633,323; Peel, Regional Municipality of, 63,281,344; Pembroke, City of, 1,939,638; Perth, County of, 631,828; Petawawa, Township of, 228,856; Petawawa, Village of, 298,865; Peterborough,



## MINISTRY OF COMMUNITY AND SOCIAL SERVICES — Continued

City of, 18,375,662; Pic Mobert Indian Band, 339,693; Pickle Lake, Township of, 171,763; Pikangikum Band, 2,565,857; Pittsburgh, Township of, 420,693; Poplar Hill First Nation, 697,125; Portland, Township of, 382,041; Prescott and Russell, United Counties of, 12,441,796; Prescott, Town of, 799,564; Prince Edward, County of, 2,638,783;

Rainy River, District of, 1,510,340; Red Lake, Township of, 518,128; Red Rock Band, 166,505; Renfrew, Town of, 943,446; Rocky Bay First Nation, 622,823; Rolph/Buchanan/Wylie and McKay, Township of, 141,376; Ross, Township of, 173,848;

Sachigo Lake First Nation, 139,118; Sagamok Anishnawbek, 616,387; St. Mary's, Town of, 133,690; St. Thomas, City of, 5,675,032; Sandy Lake First Nation, 2,408,375; Sault Ste. Marie, City of, 19,271,482; Sault Ste. Marie, Unorganized District of, 3,130,506; Schreiber, Township of, 139,565; Seine River First Nation, 200,165; Shoal Lake #40 First Nation, 243,962; Shuniah, Municipality of, 121,759; Simcoe, County of, 25,595,374; Six Nations Indian Reserve, 2,492,470; Smith, Township of, 613,725; Soldiers' Aid Commission of Ontario, 153,200; Stormont, Dundas and Glengarry, United Counties of, 7,446,445; Storrington, Township of, 229,833; Stratford, City of, 2,155,101; Sudbury, District of, 40,071,573; Sudbury, Unorganized District of, 1,887,609;

Thunder Bay, City of, 15,886,799; Thunder Bay, Unorganized District of, 1,874,551; Timmins, City of, 8,208,750; Timmins, Unorganized District of, 3,188,308;

Victoria, County of, 9,480,647;

Wabaseemoong Independent Nation, 904,329; Wabigoon Lake First Nation, 128,608; Wahgoshig Indian Band, 193,350; Walpole Island First Nation, 1,603,527; Wapekeka Band, 281,065; Wasauksing First Nation, 398,105; Washagamis Bay First Nation, 131,981; Waterloo, Regional Municipality of, 61,298,241; Wellington, County of, 13,862,975; West Bay Band of Manitoulin Island, 351,678; Westmeath, Township of, 143,017; Whitefish River First Nation, 159,207; Whitesand First Nation, 141,046; Wikwemikong Unceded Indian Reserve, 1,021,792; Windsor, City of, 31,360,903; Wunnumin Lake First Nation, 284,216;

York, Regional Municipality of, 44,268,177; Accounts under \$120,000—5,580,883.

## Ontario Drug Benefit Plan (\$308,410,931):

Payments to the Ministry of Health in respect of: Provincial Allowances and Benefits, 227,982,723; Municipal Allowances and Benefits, 80,428,208.

## Automating Social Assistance Project (\$3,939,953):

Hamilton-Wentworth, Regional Municipality of, 126,938; Metropolitan Toronto, Municipality of, 2,261,830; Ottawa-Carleton, Regional Municipality of, 375,438; Waterloo, Regional Municipality of, 185,644; Accounts under \$120,000-990,103.

## Adult Social Services (\$130,632,917):

## Community Counselling and Support Services (\$15,810,268):

All Saints Church Community Centre, 228,804; Anglican Houses, 278,984;

Canadian Deaf Blind and Rubella Association, 781,110; Canadian Hearing Society, 1,289,768; Canadian National Institute for the Blind, 747,252; Canrise Non-Profit Housing Inc., 143,383; Cheshire Homes Foundation of Canada Inc., 523,242; Cornwall and Area Substance Abuse Treatment Centre, 256,718; Crossroads Centre Inc., 124,225;

Dawn House Women's Shelter (Kingston) Inc., 152,030; Dixon Hall, 176,499;

Ecuhome Corp., 919,351; Elizabeth Fry Society of Kingston, 198,379;

### MINISTRY OF COMMUNITY AND SOCIAL SERVICES — Continued

Grace House Inc., 167,760; Group Home for Deaf-Blind Persons (Brantford) Inc., 762,100;

Homes First Society, 496,045; Hostel Services (Durham Region) Inc., 120,713; House of Friendship of Kitchener, 266,684;

Incorporated Synod of the Diocese of Ottawa, 478,093; Independent Living Residences for Deaf-Blind, 623,764;

Kingston Home Base Non-Profit Housing Inc., 492,318; L'Arche-Ottawa, 169,000;

Metropolitan Toronto, Municipality of, 2,510,602;

Ne-Chee Friendship Centre, 208,999;

Options Bytown Non-Profit Housing Corp., 230,735;

St. Matthew's House, 140,500; St. Michael's Halfway Homes, 122,300; Salvation Army Canada East, 873,270; Shepherds of Good Hope, 211,947; Street Haven at the Crossroads, 237,074;

Wesley Urban Ministries, 158,100; Woodgreen Community Centre, 242,547;

Y.W.C.A. of Canada, 300,998; Yonge Street Mission, 122,296; Youth Habilitation (Quinte) Inc., 520,203; Accounts under \$120,000—534,475.

#### Employment Services and Supports (\$44,548,166):

Alternative Computer Training for the Disabled, 177,500; Amity Goodwill Industries, 1,277,527; Association for Handicapped Adults, 722,400;

BALANCE (Blind Adults Learning about Normal Community Environment), 356,398; Bob Rumball Centre for the Deaf, 242,000;

COSTI-Iias Immigrant Services, 213,704; Cambridge Employment Options, 271,964; Canadian Hearing Society, 2,335,047; Canadian National Institute for the Blind, 3,519,988; Canadian Paraplegic Association, 305,787; Carleton University, 206,917; Central Marketing Services, 233,459; Community Sheltered Workshops, 287,618; Corbrook/Scarbrook Enterprises, 1,310,033;

Gallaudet Bookstore, 656,398; George Brown College of Applied Arts and Technology, 126,547; Goodwill Industries of Toronto, 3,061,822; Goodwill Industries of Windsor Inc., 452,201; Grey, County of, 142,110;

Jewish Vocational Service of Metropolitan Toronto, 1,499,530; John Howard Society of Sault Ste. Marie, 189,600;

Kingston, City of, 161,372;

Line 1000 Placement Services, 128,237; London Goodwill Industries Association, 1,445,083;

Meta Vocational Services Inc., 202,151; Metropolitan Toronto Association for Community Living, 490,000; Metropolitan Toronto, Municipality of, 637,632; Mission Services of Hamilton Inc., 494,961;

Northern Lights, 210,295;

Ontario Federation for the Cerebral Palsied, 451,183; Ontario March of Dimes, 5,189,241; Ottawa-Carleton, Regional Municipality of, 704,306;



## MINISTRY OF COMMUNITY AND SOCIAL SERVICES — Continued

Peel Career Assessment Services, 276,800;

Rochester Institute of Technology, 1,441,442;

Salvation Army Canada East, 866,737; Sarnia Goodwill Industries Inc., 420,122;

Tillsonburg and District Association for Community Living, 136,087; Torchlight Services, 274,606; Toronto Rehabilitation Centre, 127,979; Toronto Transit Commission, 225,004;

University of Waterloo, 120,413;

Windsor, City of, 226,145; Accounts under \$120,000—12,729,820.

## Violence Against Women (\$61,859,892):

Abrigo (Portuguese Family Resource Centre), 306,695; Alternatives for Women In Prince Edward County, 135,546; Anduhyaun Inc., 368,415; Anselma House, 363,414; Assaulted Women's Helpline, 457,931; Atenlos Native Women's Services, 342,873; Atikokan Crisis Centre, 414,557;

Baldwin House, 400,131; Barbra Schlifer Commemorative Clinic, 171,523; Beendigen Inc., 468,298; Bernadette McCann House for Women Inc., 508,290; Black River, Township of, 273,526;

Catholic Community Service In Durham, 165,608; Catholic Cross-Cultural Services, 161,800; Catholic Family Services of Hamilton-Wentworth, 136,400; Catholic Family Services of Peel-Dufferin, 315,133; Catholic Family Services of Toronto, 388,051; Catulpa-Tamarac, 130,782; Le centre de santé communautaire de Niagara, 141,400; Centre Hastings Safe Family Environment Project Inc., 122,650; Centre for Spanish Speaking Peoples, 126,176; Chapleau, Hornepayne Algoma District Women in Crisis Inc., 372,193; Chatham-Kent Women's Centre Inc., 646,648; Children's Aid Society (C.A.S.) of: Oxford County, 179,318; Chinese Family Life Services, 146,248; Collingwood Crisis Centre, 330,469; Community Counselling of Nipissing, 186,938; Community Resource Centre of Goulbourn, Kanata and West Carleton, 234,810; Counselling and Human Relations Institute, 266,278; Crisis Centre North Bay, 304,483; Crisis Homes Inc., 659,400;

Design for a New Tomorrow, 261,296;

Eabametoong First Nation, 168,034; Elliot Lake Family Life Centre, 122,880; Elliot Lake Women's Group Inc., 345,897; Emily Stowe Shelter for Women, 320,834; Ernestine's Women's Shelter, 323,443;

Family and Credit Counselling Services York, 143,846; Family Counselling Centre of Brant Inc., 144,037; Family Crisis Shelter (Cambridge), 247,092; Family Services Association of Metropolitan Toronto, 519,642; Family Services Centre of Ottawa-Carleton, 231,922; Family Services Centre of Sault Ste. Marie and District, 245,976; Family Services of Hamilton/Wentworth Inc., 295,900; Family Services of Peel, 272,493; Family Transition Place, 517,492; First Step Women's Shelter, 332,183;

Geraldton, Town of, 260,144; Gloucester Centre for Community Resource, 551,089; Good Shepherd Centre-Hamilton, 307,017; Greek Orthodox Diocese of Toronto (Canada), 184,057; Green Haven Shelter for Women, 389,643; Guelph-Wellington Women In Crisis, 439,442;

Haldimand-Norfolk Women's Shelter, 509,092; Halton Family Services, 259,963; Halton Women's Place, 454,310; Hamilton-Wentworth Chapter of Native Women Inc., 188,749; Hamilton-Wentworth, Regional Municipality of, 787,976; Hiatus House Windsor, 900,978; Homeward Family Shelter, 352,123; Hoshizaki House and Dryden District Crisis Shelter, 368,474; Huronia Transition Homes Inc., 513,665;

Immigrant and Visible Minority Women Against Abuse, 242,815; Interim Place, 523,795; Interval House of

## MINISTRY OF COMMUNITY AND SOCIAL SERVICES — Continued

Hamilton-Wentworth, 354,016; Interval House of Ottawa-Carleton, 412,639; Interval House Toronto, 399,468;

Jewish Family and Child Service of Metropolitan Toronto, 135,894;

Kapuskasing, Town of, 277,596; Kenora Family Resource Centre, 435,863; Kingston Community Counselling Centre, 178,654; Kingston Interval House, 417,393;

Lake Superior-Northshore Family Resource Centre, 269,335; Lanark County Interval House, 428,464; Leeds/Grenville Interval House, 369,652; Lennox and Addington Interval House, 392,481; London Battered Women's Advocacy Centre, 288,684; London, City of, 731,692;

Maison d'amitié Inc., 344,097; Maison Interlude House Inc., 425,531; Manitoulin Haven House Inc., 371,225; Mattawa Women's Resource Centre, 265,668; Metropolitan Toronto, Municipality of, 7,481,004; Mission Services of Hamilton Inc., 224,400; La montée d'elle centre de ressource pour violence familiale Stormont, Dundas et Glengarry Inc., 342,075; Moosonee Development Area Board, 256,783; Muskoka Women's Advocacy Group, 339,037;

Naomi's Family Resource Centre, 325,275; Nelson House of Ottawa-Carleton, 272,172; New Starts for Women Inc., 356,127; Niagara, Regional Municipality of, 619,124; Niagara Women In Crisis, 355,800; Nijikiwendidaa Anishnaabe Kwewag Services Circle, 166,400; Nipissing First Nation, 257,404; Nipissing Transition House, 360,794; North York Women's Shelter, 306,168; Nova Vita Women's Shelter Inc., 473,800;

Ojibways of Mississauga Indian Band, 230,232; Ottawa-Carleton, Regional Municipality of, 1,801,088;

Parry Sound, District of, 268,038; Pavilion Family Resource Centre, 334,353; People In Transition (Alliston) Inc., 416,784; Perth County Transition Home for Women Inc., 382,620;

Riverdale Immigrant Women's Centre, 163,529;

S.O.S. Femmes, 156,566; Salvation Army Canada East, 210,040; Sedna Women's Shelter and Support Services Inc., 544,677; Le service familial de Sudbury, 129,216; Six Nations Indian Reserve, 368,300; Survival Through Friendship House of Huron County Inc., 389,049;

Three Oaks Foundation, 387,828; Thunder Bay, City of, 199,800; Thunder Bay Family and Credit Counselling Agency, 297,568;

Victim Services of Peel, 226,033; Victoria County Women's Resource Services, 705,338; Violence Against Women Services Elgin County, 429,235;

Wellington, County of, 182,511; West Nipissing Association for Community Living, 271,212; Women and Children's Crisis Centre in Barrie, 552,069; Women In Crisis Algoma Inc., 671,460; Women In Crisis Northumberland County, 496,225; Women In Transition, 531,664; Women's Centre (Grey-Bruce) Inc., 499,473; Women's Community House (Semja) Inc., 815,488; Women's Emergency Centre (Woodstock) Inc., 429,004; Women's Habitat, 518,977; Women's Hostels Inc. (Nellie's), 299,355; Women's House of Bruce County, 294,113; Women's Interval Home of Sarnia-Lambton Inc., 593,093; Women's Place (St. Catharines and District) Inc., 357,488; Women's Place-Welland District, 246,206; Women's Rural Resources Centre of Strathroy and Area, 352,056; Women's Shelter of Georgina Inc., 296,929; Woodgreen Red Door Family Shelter, 320,746;

Y.W.C.A. of Canada, 2,423,956; Yellow Brick House, 638,165; Accounts under \$120,000—3,842,410.



## MINISTRY OF COMMUNITY AND SOCIAL SERVICES — Continued

## Aboriginal Healing and Wellness Strategy (\$8,414,591):

Anishnawbe Health Toronto, 286,432; Association of Iroquois and Allied Indians, 1,710,833; Barrie Native Advisory Circle, 664,801; Chippewas of: Nawash First Nations, 341,642; Saugeen Indian Band, 178,721; Kenora Chiefs Advisory Inc., 653,681; Mamaweswen, The North Shore Tribal Council, 920,601; Manotsaywin Nanotoojig Inc., 233,864; Metis Nation of Ontario, 265,055; Mohawk Council of Akwesasne, 1,378,060; Nishnawbe-Aski Nation, 2,976,812; N'Swakamok Native Friendship Centre, 411,573; Ojibwaysof Shawanaga Indian Band, 328,723; Ontario Federation of Indian Friendship Centres, 2,659,959; Ontario Metis Aboriginal Association, 243,179; Ontario Native Women's Association, 425,286; Pawidigong First Nations Forum Inc., 333,762; Pwi-Di-Goo-Zing Ne-Yaa-Zhing, 1,015,579; Six Nations Indian Reserve, 936,973; Temagami Indian Band, 372,753; Union of Ontario Indians, 2,685,160; Walpole Island First Nation, 324,121; Wikwemikong Unceded Indian Reserve, 350,000; Accounts under \$120,000—1,227,096.

## Less: Recoveries from Other Ministries (\$12,510,075):

Ministries of: Health, 11,988,675; Office Responsible for Women's Issues, 421,400; Accounts under \$120,000—100,000.

## Children's Services (\$1,185,032,522):

## Community Support Services (\$17,623,006):

Blue Hills Academy, 158,045; Breakfast for Learning, 2,449,115; C.M. Hincks Treatment Centre, 345,566; Central Toronto Youth Services, 470,666; Children's Aid Society (C.A.S.) of District of Rainy River, 156,200; Children's Mental Health Services (Sudbury), 194,233; Chippewas of: Nawash First Nation, 153,950; Saugeen Indian Band #28-29, 143,212; Dellcrest Children's Centre, 665,443; Équipe psycho-sociale pour enfants et adolescents francophones de Stormont, Dundas et Glengarry, 550,000; Etobicoke Board of Education, 510,000; Family and Child Services of Guelph and Wellington, 511,077; George Hull Centre for Children and Families, 162,099; Harbour Youth Services of Thunder Bay, 268,068; Kina Gbezhgomi Child and Family Services, 1,390,416; Kerry's Place Corp., 268,242; Kunuwanimano Child and Family Services, 1,137,124; Network North, 313,217; Nog-Da-Win-Da-Min Family and Community Services, 1,781,028; North Kingston Community Health Centre, 700,000; North of Superior Mental Health Program, 466,800; Ontario Social Development Council, 734,382; Queen's University, 1,240,186; Regent Park Community Health Centre, 719,589; Salvation Army Canada East, 294,547; Southeast Ottawa Community Resource Centre, 515,000; Sudbury Better Beginnings Better Futures, 657,900; Tikinagan Child and Family Services, 128,326; Wabaseemoong Family Services Inc., 156,068; Walpole Island First Nation, 469,115; Accounts under \$120,000—2,825,742.

## Less: Recoveries from Other Ministries; (\$2,912,350):

Ministries of: Education, 800,000; Health, 2,036,900; Accounts under \$120,000—75,450.

## Child Welfare (\$349,617,427):

Beausoleil First Nation, 158,136; Catholic Children's Aid Societies (C.A.S.) of: Hamilton-Wentworth, 5,389,200; Metropolitan Toronto, 34,353,468; Children's Aid Societies (C.A.S.) of: Algoma, 3,699,351; Belleville, City of, Hastings, County of, Trenton, City of, 4,520,260; Brant, 4,139,100; Brockville, United Counties of Leeds and Grenville, 3,552,085; Bruce, County of, 1,502,604; Dufferin, County of, 1,226,100; Durham Region, 9,549,744; Elgin, County of, and St. Thomas, City of, 2,001,540; Essex, County of, 5,311,869; Grey, County of, and Owen Sound, City of, 2,146,385; Guelph, City of, and Wellington, County of, 4,264,031; Halton, Region of, 7,073,187; Hamilton-Wentworth, 8,284,849; Huron, County of, 1,710,260; Kapuskasing and District, 2,005,676; Kawartha-Haliburton, 6,054,871; Kent, County of, 3,126,522; Kingston, City of, and Frontenac, County of, 4,078,301; Lanark, County of, and Smiths Falls, Town of, 2,386,673; Metropolitan Toronto, 52,076,756; Muskoka, District of, 1,464,963; Nipissing, District of, 2,610,803; Norfolk, 2,696,768; Northumberland, 2,273,328; Ottawa-Carleton, 25,635,704; Oxford County, 2,427,652; Parry Sound, District of, 1,487,341; Peel, Region of, 12,995,342; Perth, County of, 1,680,823; Porcupine and District, 2,179,345; Prescott and Russell, 3,772,354; Prince Edward, County of, 771,119; Rainy River, District of, 1,394,946; Sarnia, City of, and Lambton, County of, 4,063,497; Simcoe, County of, 5,495,340; Stormont/Dundas/Glengarry, 4,045,760; Sudbury/Manitoulin, District of, 7,207,607; Temiskaming, District

## MINISTRY OF COMMUNITY AND SOCIAL SERVICES — Continued

of, 1,819,743; Thunder Bay, District of, 6,532,828; Waterloo, Regional Municipality of, 9,920,532; York, Regional Municipality of, 4,579,847; Children and Family Services for York Region, 1,673,315; Chippewas of: Kettle and Stony Point, 227,623; Rama First Nation, 190,926; Sarnia Indian Band, 187,190; Community Homes Ltd., 120,560; Curve Lake First Nation, 149,732; Dilico Ojibway Child and Family Services, 4,683,605; Family and Children Services of Renfrew County, 3,057,968; Family and Children's Services of London and Middlesex, 11,824,169; Jewish Family and Child Service of Metropolitan Toronto, 3,083,576; Kenora-Patricia Child and Family Services, 6,791,177; Lennox and Addington Family and Children's Services, 908,623; Metropolitan Toronto Special Committee on Child Abuse, 176,323; Mississaugas of New Credit First Nation, 284,052; Mohawk Council of Akwesasne, 1,022,694; Mohawks of Bay of Quinte Indian Band, 349,439; Moravian of Thames Indian Band, 165,834; Munsee-Delaware Nation, 131,385; Niagara Family and Children's Services, 8,873,699; Ontario Association of Children's Aid Societies, 869,700; Ontario Association of Children's and Youth Institutions, 279,600; Ontario Federation of Indian Friendship Centres, 120,500; Onyota'A:ka, 168,815; Payukotayno James and Hudson Bay Family Services, 2,451,639; Roman Catholic C.A.S. of Essex, County of, 4,937,640; Six Nations Indian Reserve, 1,385,000; Tikinagan Child and Family Services, 10,146,442;

Wabaseemoong Family Services Inc., 5,581,400; Walpole Island First Nation, 313,669; Weechi-It-Te-Win Family Services, 5,165,285; Accounts under \$120,000—29,237.

## Child and Family Intervention (\$189,116,561):

Adventure Place, 1,196,809; Aisling Centre for Children and Families, 2,811,263; Algoma Child and Youth Services, 3,270,973; Algoma Health Unit, 400,505; Anago Non Residential Resources Inc., 628,421; Anglican Houses, 734,069; Arrabon House Inc., 390,511; Association of Agencies for Treatment and Development, 230,300;

Beechgrove Children's Centre, 2,735,660; Beendigen Inc., 271,002; Belton House, 180,203; Big Sisters Association of Ontario, 2,256,973; Blue Hills Academy, 2,601,132; Boreal Centre of Timiskaming, 842,171; The Boys Home, 1,028,083; Bruce-Grey Children's Services, 1,438,059;

C.M. Hincks Treatment Centre, 710,852; Catholic Family Services of Hamilton-Wentworth, 607,008; Catulpa-Tamarac, 1,200,641; Central Toronto Youth Services, 1,055,097; Centre de services familiaux de Prescott et Russell, 1,042,131; Centre psycho social pour enfants et familles d'Ottawa-Carleton, 1,359,254; Chedoke-McMaster Hospitals, 426,738; Child and Youth Wellness Centre of Leeds and Grenville, 1,311,502; Children's Achievement Association, 753,284; Children's Aid Societies (C.A.S.) of: Belleville, City of, Hastings, County of, Trenton, City of, 218,024; Dufferin, County of, 385,200; Metropolitan Toronto, 990,901; Muskoka, District of, 374,072; Nipissing, District of, 121,405; Ottawa-Carleton, 120,320; Peel, Region of, 293,569; Prescott and Russell, 229,631; Rainy River, District of, 817,332; Simcoe, County of, 196,896; Stormont/Dundas/Glengarry, 285,290; Sudbury/Manitoulin, District of, 135,409; Waterloo, Regional Municipality of, 236,001; Children's Assessment and Treatment Centre, 989,581; Children's Mental Health Services (Hastings and Prince Edward Counties), 1,481,450; Children's Mental Health Services (Sudbury), 2,357,925; Children's Services Network of Elgin Homemakers and Nurses, Huron, Middlesex, Oxford and Perth, 190,040; Child's Place, 761,842; Chimo Youth Services Inc., 1,678,115; Cochrane Temiskaming Children's Treatment Centre, 405,970; Columbus House (Pembroke) Inc., 268,470; Community Adolescent Network of Hamilton, 810,100; Community Counselling of Nipissing, 120,091; Community Girls Home Association of Sarnia and Lambton, 395,768; Community Homes Ltd., 141,939; Community Living Oakville, 170,500; Community Mental Health Clinic, 1,126,798; Community Youth Programs, 369,400; Cornwall General Hospital, 208,706; Cornwall Youth Residence Inc., 132,507; Counselling Services of Belleville and District, 183,590; Craigwood Youth Services, 1,626,800; Creche Child and Family Centre, 1,667,461; Crisis Centre North Bay, 196,515;

Delisle House Association, 654,747; Dellcrest Children's Centre Children and Youth Services, 3,316,718; Dilico Ojibway Child and Family Services, 1,850,776; Discoveries-Child and Family Centre of Metropolitan Toronto, 876,679;



## MINISTRY OF COMMUNITY AND SOCIAL SERVICES — Continued

- Earlscourt Child and Family Centre, 1,744,450; East Metro Youth Services, 2,442,496; Equip d'hygiène mentale pour francophones de Stormont, Dundas et Glengarry Inc., 530,135; Etobicoke Centre for Children and Families, 720,666;
- Family Services Centre of Sault Ste. Marie and District, 689,782; Family Services of Hamilton/Wentworth Inc., 677,800; Fernie House Inc., 256,262; Focus Young Adult Addiction Service Breakaway, 139,523; Frontenac, Lennox and Addington Children's Mental Health Agency, 2,859,045; Frontenac Youth Services, 1,199,766;
- Gateway Children's Mental Health Centre, 1,230,874; Geneva Centre for Autism Communication and Language Disorders, 771,989; George Hull Centre for Children and Families, 1,951,736; George Jeffrey Children's Treatment Centre, 413,453; Glengarda Child and Family Services, 866,966; Good Shepherd Centre-Hamilton, 160,400;
- Haldimand-Norfolk Resource, Education and Counselling, 638,341; Halton Adolescent Support Services, 1,663,783; Halton Centre for Childhood Sexual Abuse, 143,600; Hamilton-Wentworth, Regional Municipality of, 1,231,548; Hardy Geddes House Inc., 319,345; House of Friendship of Kitchener, 167,372; Humewood House Association, 718,359; Huron Perth Centres for Children and Youth, 861,225;
- Inn of The Good Shepherd (Sarnia) Inc., 222,654; Inn of Windsor, 592,105; Integra Foundation, 1,172,831; Integrated Services for Northern Children-Kenora/Rainy River Site Management Committee, 398,251;
- J. D. Griffin Adolescent Centre, 773,721; Jeanne Sauve Centre, 1,427,398; Jessie's Centre for Teenagers Inc., 335,355; Jewish Family and Child Service of Metropolitan Toronto, 573,861; John Howard Society of Durham Region, 364,264;
- Kawartha Family Court Assessment Services, 145,412; Kennedy House Youth Services Inc., 581,994; Kenora-Patricia Child and Family Services, 515,910; Kerry's Place Corp., 817,926; Kinark Child and Family Services Corp., 15,123,944;
- Lake of the Woods Child Development Centre, 655,033; Lakehead Regional Family Centre, 5,047,037; Lanark County Mental Health Services for Children and Youth, 759,646; Laurentian Hospital, 400,505; Leone Residence for Women, 331,749; Lester B. Pearson Centre for Children and Youth, 1,295,749; London Investment in Education Council, 189,600; Lutherwood, 1,802,422; Lynwood Hall Child and Family Centre, 1,548,000;
- Madame Vanier Children's Services, 3,213,164; Markham-Stouffville Family Life Centre, 217,806; Maryvale Adolescent and Family Services, 2,936,496; Massey Centre for Women, 1,204,563; Meno Bimahdizewin Child and Family Services, 1,235,040; Men's Support Services of York Region, 136,056; Merrymount Children's Centre, 305,894; Mission Services of London, 182,688; Muskoka Youth Counselling Centre, 744,138;
- Native Child and Family Services of Toronto, 515,911; Nelson Youth Centres, 153,500; Network North, 1,170,686; Niagara Family and Children's Services, 128,900; Niagara Institute for Human Development, 978,400; Niagara Institute for Youth Care, 2,118,839; Nipissing Children's Mental Health Centre, 1,945,223; North Bay General Hospital, 428,665; North of Superior Community Mental Health Program Corp., 773,789; Notre Dame of St. Agatha Inc., 2,437,475;
- Oolagen Community Services, 1,231,015; Ottawa-Carleton Regional Residential Treatment (Roberts/Smart) Centre, 2,982,533; Oxford Child and Youth Centre, 577,570;
- Parry Sound Child and Family Centre, 990,019; Patricia Centre for Children and Youth, 1,159,200; Payukotayno James and Hudson Bay Family Services, 830,662; Peel Children's Centre, 6,189,700; Peterborough Youth Services, 328,609; Pinecrest-Queensway Health and Community Services, 127,929;

## MINISTRY OF COMMUNITY AND SOCIAL SERVICES — Continued

Rapport Youth and Family Counselling of Peel Inc., 365,400; Renfrew County Youth Services, 1,143,535; Resources for Exceptional Children, 197,600; Richmond Youth and Family Centre, 400,013; Robert Thompson Youth and Family Centre, 1,878,843; Rosalie Hall (Misericordia Sisters), 1,090,831; Ross Memorial Hospital, 139,387;

St. Joseph's General Hospital (Thunder Bay), 188,389; St. Leonard's Society of Brant, 359,725; St. Mary's Home, 416,721; St. Monica House, 707,553; Salvation Army Canada East, 1,182,039; Sampson House, 131,581; Sancta Maria House Toronto, 358,886; Sertoma Child and Youth Centre, 1,435,981; South Cochrane Child/Youth Services, 2,428,859; Stothers Centre for Children and Families, 712,343; Supportive Initiatives for Residents in County of Haliburton, 141,854;

Teen Health Centre, 166,235; Turning Point Youth Services, 1,486,331;

Vanier Community Services Centre, 151,979; Victoria Hospital Corp., 124,121;

Welland Youth Group Home and Housing Program, 555,583; Western Area Youth Services Inc., 1,368,729; Windsor Group Therapy Project, 181,452; Windsor Regional Hospital, 4,322,719; Woodview Children's Centre, 3,248,224;

York Centre for Children Youth and Families, 1,118,643; York, City of, Child and Family Centre, 420,663; York County Hospital, 161,132; York Region Abuse Program, 199,775; Youth Housing (Markham) Inc., 347,054; Youth Services Bureau of Ottawa-Carleton, 1,642,156; Youth Services of Lambton County, 676,147; Youthdale Treatment Centres, 6,468,391; Youville Centre, 124,355; Accounts under \$120,000—4,485,400.

## Child Care (\$528,123,493):

A and A Day Care Centre, 199,274; ABC Day Nursery of Windsor, 638,042; ABC Infant and Toddler Centre of Ottawa, 165,366; Adolescents Family Support Services of Niagara, 1,084,371; Adventure Place, 209,717; Affiliated Services for Children and Youth Inc., 844,960; Alderville First Nation, 295,027; Algonquin Golden Lake First Nation, 140,499; All Nations Children Centre, 165,840; Almonte, Town of, 159,432; Anishinawbe of Wauzhushk Onigum, 325,300; Arnprior and District Child Care Services, 699,663; L'association canadienne française de l'Ontario, 262,764; Association for Early Childhood Education Ontario, 365,098; Association of Parent Participating Schools for London and District, 133,139; Association pour les services préscolaires d'Ottawa-Carleton, 226,045; Atikokan Non-Profit Day Care Corp., 214,504; Attawapiskat First Nation, 202,618;

Barrhaven Child Care Centre, 183,154; Barrie, City of, 823,526; Barrie and District Association for People with Special Needs, 1,466,826; Batchewana Indian Band, 333,515; Bearskin Lake First Nation, 257,852; Beausoleil First Nation, 229,465; Belleville and District Children's Services Committee, 317,125; Bob Rumball Centre for the Deaf, 239,517; La boîte à soleil co-op. Inc., 124,236; Boys and Girls Club of Brantford, 139,466; Brampton-Caledon Community Living, 221,102; Brantford, City of, 1,485,280; Brantford and District Association for Community Living, 512,854; Bridlegrove Bible Chapel, 123,188; Brockville, City of, 238,175; Brockville Family Y.M./Y.W.C.A., 453,814; Bruce, County of, 1,051,153; Burlington Association for Community Living, 221,302; Burlington Parent Child Centre, 163,604;

Caledon Parent Child Centre, 168,859; Cambrian College of Applied Arts and Technology, 970,193; Cambridge Association for Mentally Handicapped, 300,574; Campus Child Care Co-op. of Guelph Inc., 177,007; Canadian Mothercraft Society, 698,202; Canadian Mothercraft Society of Ottawa-Carleton, 468,962; Canadore College of Applied Arts and Technology, 344,718; Caring for Kids Non-Profit Private Home Day Care, 240,461; Carleton Place and District Memorial Hospital, 212,855; Carleton Place, Town of, 213,785; Carleton Roman Catholic Child Care Corp., 302,985; Carmelite Missionary Sisters of St. Theresa, 133,360; Carmelite Sisters of Canada, 216,863; Catholic Family Services of Hamilton-Wentworth, 426,900; Catholic Settlement House Day Nursery, 126,577; Catulpa-Tamarac, 443,351; Centennial College of Applied Arts and Technology, 208,916; Centennial Infant and Child Centre, 429,816; Centered on Children Child Care Centre Inc., 187,667; Le centre de services



## MINISTRY OF COMMUNITY AND SOCIAL SERVICES — Continued

de garde les lucioles Inc., 128,679; Le centre du jour des petits poucet, 181,113; Centre éducatif soleil des petits, 199,825; Centre pivot du triangle magique, 139,051; Centre pour enfants Temiskaming Child Care, 295,163; Centre psycho social pour enfants et famille d'Ottawa-Carleton, 130,960; Centrepointhe Child Care Corp., 303,691; Centretown Community Health Centre Inc., 325,800; Centro-Clinton Day Care Centre, 138,869; Chapleau Child Care Centre Inc., 239,431; Charlotte Birchard Centres of Early Learning, 245,432; Chatham, City of, 772,266; Chedoke-McMaster Hospitals, 1,417,405; Child Care Resources Sudbury/ Manitoulin Districts, 920,442; Child Reach Centre, 283,502; Childhood Community Resource Centre of Windsor and Essex County, 1,560,393; Children's Aid Societies (C.A.S.) of: Brant 343,063; Dufferin, County of, 174,320; Children's Assessment and Treatment Centre, 343,088; Children's Hospital/Eastern Ontario, 301,024; Children's Mental Health Services (Sudbury), 179,052; Children's Nursery Centre (Marmora), 254,380; Children's Rehabilitation Centre of Essex County, 336,094; Children's Resources On Wheels Inc., 556,929; Children's Village of Ottawa-Carleton, 475,207; The Child's Place, 1,407,987; Childspace Day Care Corp., 125,880; Chippewas of: Georgina Island, 130,491; Kettle and Stony Point, 311,481; Nawash First Nations, 370,424; Rama First Nation, 317,302; Sarnia Indian Band, 134,689; Saugeen Indian Band #28-29, 292,930; the Thames First Nation, 166,279; Christ the King Child Care Centre, 164,146; Church of the Nazarene of Brampton, 183,307; Church of St. Thomas Children's Day Care Centre of St. Catharines, 164,644; City Centre Child Care-North York, 138,747; City View Day Care Centre Inc., 412,952; Cliffcrest Community Centre, 147,707; Clinton Co-op. Childcare Centre Inc., 173,071; Cobourg Day Care Inc., 128,578; Cochrane, Town of, 449,277; Collège Boréal d'arts appliqués et de technologie, 379,330; Collingwood Community Living, 899,962; Colonel By Child Care Centre, 125,170; Communities Together for Children Inc., 176,935; Community Child Care of Ottawa- Carleton, 245,704; Community Information Service Hamilton-Wentworth, 133,883; Community Living Association for South Simcoe, 211,835; Community Living-Huntsville, 149,934; Community Living-Huron, 279,847; Community Living-London, 781,381; Community Living-Mississauga, 1,189,703; Community Living-Niagara Falls, 593,300; Community Living-Oakville, 385,000; Community Living-Owen Sound and District, 376,430; Community Living-Timmins, 132,750; Les compagnons des francs loisirs, 178,559; Conestoga College of Applied Arts and Technology, 495,393; Confederation College of Applied Arts and Technology, 712,987; Congregation of Sisters of St. John the Baptist, 160,565; Constance Lake First Nation, 206,714; Cook's School Day Care Inc., 195,933; Cooperative carrousel pour parents et enfants francophones, 160,216; Cornwall, City of, 536,781; Creche Child and Family Centre, 136,468; Curve Lake First Nation, 515,345; Dalhousie Parents Day Care Centre, 136,683; Damascus Day Care Centre Inc., 123,418; Delta Chi Beta Early Childhood Centre (Windsor) Inc., 252,121; Delta Child Care Network, 173,197; Division Road Pre-School (Kingsville) Inc., 132,470; Dixie/Bloor Neighbourhood Drop-In Centre, 132,710; Downsview Day Care Centre, 126,148; Dryden, Town of, 446,194; Dufferin Association for Community Living, 401,793; Dufferin, County of, 301,200; Durham College Early Learning Centre Inc., 133,183; Durham Professional Home Day Care Inc., 157,993; Durham, Regional Municipality of, 10,958,592; Dutton Co-op. Child Care Centre Inc., 421,154;

Ear Falls, Township of, 161,516; Earl Haig Community Day Care Centre, 155,672; East Gwillimbury Family/Caregiver Resource Centre, 194,376; East Scarborough Boys' and Girls' Club, 249,991; East York Family Resources, 120,109; Easter Seal Society (Ontario Society for Crippled Children), 578,061; Eden Daycare Inc., 147,531; Edu Care Board Inc., 134,427; Elliot Lake, City of, 454,370; Elm Children's Centre Inc., 121,949; Emmanuel Church Day Nursery (Waterloo) Ltd., 121,535; Erinoak Serving Young People With Physical Disabilities, 1,314,656; Essex, County of, 1,261,274;

Fairview Child Care Centre of Ottawa Inc., 136,957; Family Day Care Services-Barrie, 4,015,607; Family Day Care Services-Toronto, 5,635,650; Family Services of Hamilton/Wentworth Inc., 152,494; Family Space Quinte Inc., 623,085; Fanshawe College of Applied Arts and Technology, 2,373,865; Father John Kelly Child Care Centre, 215,246; Fenside Drive Children's Centre Inc., 159,934; First Stage Child Care Centre, 262,690; Five Counties Children's Way Day Care Centre (Corp.), 1,122,851; Forest Avenue Child Care Inc., 334,585; Fort Albany First Nation, 183,001; Fort Frances, Town of, 517,968; Franco sol garderie et centre de ressources, 213,008; Fraser School Community Day Care Centre, 132,151; Frontenac County Child Care Centre Inc., 475,996;

George Brown College of Applied Arts and Technology, 482,895; George Jeffrey Children's Treatment Centre, 353,506; Geraldton, Town of, 464,544; Glebe Parents' Day Care Centre, 290,172; Gloucester Family Day Care,



## MINISTRY OF COMMUNITY AND SOCIAL SERVICES — Continued

1,100,728; Goderich, Town of, 172,383; Golden, Township of, 216,576; Good Beginnings Day Nursery Woodstock Inc., 1,004,692; Gordon Street Children's Cottage Child Care Centre, 126,325; Grace Church Day Care Centre, 270,568; Grandview Rehabilitation and Treatment Centre of Durham Region, 293,386; Grassy Narrows First Nation, 343,900; Graydon Hall Nursery Schools Ltd., 198,664; Great Beginnings Child Centred Co-op. Inc., 803,937; Grey, County of, 1,992,565; Growing Concern Co-op. Inc., 197,024; Growing Together Family Resource Centre, 180,771; Growing Tykes Child Care, 195,448; Guelph Community Health Centre, 177,414; Guelph Wellington Association for Community Living, 760,388;

Haldimand-Norfolk, Regional Municipality of, 169,906; Haldimand-Norfolk Resource, Education and Counselling, 543,569; Haliburton, County of, Agency for Child Enrichment Inc., 299,911; Haliburton Social Action Committee, 121,641; Haliburton Wee Care Day Nursery Inc., 199,629; Halton Hills Daycare Centre Inc., 151,890; Halton, Regional Municipality of, 6,988,411; Halton Women's Place, 183,300; Hamilton Association for Community Living, 596,462; Hamilton and District Council of Co-op. Pre-schools, 146,881; Hamilton East Kiwanis Boys' and Girls' Club, 123,410; Hamilton-Wentworth Catholic Child Care Centres Inc., 237,434; Hamilton-Wentworth, Regional Municipality of, 9,339,048; Harbour View Child Care Centre, 173,912; Hastings, County of, 474,840; Hawthorne Meadows Nursery School Inc., 149,410; Hearst, Town of, 449,347; Heritage Children's Centre of Kent County, 1,725,045; Heritage Private Home Day Care Services, 158,710; Hester How Day Care Centre, 161,242; Hildegard Marsden Co-op. Day Nursery, 134,748; Hucklebug Preschool Inc., 269,019; Hugh MacMillan Medical Centre, 445,151; Humber College of Applied Arts and Technology, 505,105; Hydrokids Day Care, 128,905;

Ideal Child Care Services Group, 461,722; Immanuel Christian School Society of East Toronto, 160,094; Infant and Family Program Inc.-Windsor and Essex County, 336,208; Interim Place, 212,400; Iskatewizaagegan #39 Independent First Nation, 341,372; Italian Canadian Benevolent Corp., 137,884;

J and F Home Day Care Services Inc., 170,522; Jacob Hespeler Child Care Centre, 124,989; Jane-Finch Community and Family Centre, 212,554; Jubilee Heritage Family Resources, 319,600;

KRT Christian School Kiddies Kollege, 184,666; Kaleidoscope Preschool Resource Centre, 130,515; Kancar Community Children's Centre Inc., 442,110; Kasabonika Lake First Nation, 163,960; Kathy Powell Day Care Services Inc., 137,392; Kawartha Child Care Services, 1,325,271; Kenora, Town of, 281,915; Kent, County of, 478,390; Kids' Stuff-The Family Learning Centre on the Thames, 268,716; Kinark Child and Family Services Corp., 660,913; Kingston, City of, 1,692,057; Kingston Day Care Inc., 452,716; Kingston and District Association for Community Living, 126,172; Kirkland Lake, Town of, 175,661; Kitchener-Waterloo Habilitation Services, 816,210;

Labour Community Service Centre of Windsor and Essex County Inc., 489,774; Lake of Woods Child Development Centre, 502,551; Lakehead Association for Community Living, 631,954; Lakehead University, 213,262; Lakeview Montessori School, 151,238; Lambton College of Applied Arts and Technology, 511,603; Lambton, County of, 1,663,421; Lansdowne Children's Centre, 617,100; Larch Street Kids Child Centre Inc., 137,748; Laurentian Child and Family Centre, 304,010; Laurentian Hospital, 667,912; Lawrence Heights Community Day Care Centre, 171,560; Learning Enrichment Foundation, 959,267; Leeds and Grenville Child Care Resources, 267,149; Lennox and Addington Resources for Children, 757,323; Lester B. Pearson Centre for Children and Youth, 179,953; Limestone Advisory Centre for Community Projects, 645,790; Linda Lowe Daycare Centre, 231,228; Lindsay and District Association for Community Living, 210,247; Little School Daycare Orleans, 129,742; London Adults Learners' Children's Centre Inc., 966,758; London Bridge Child Care Services Inc., 1,742,992; London Children's Connection Inc., 2,640,986; London, City of, 4,573,003; London Gospel Temple-Penecostal Benevolent Corp., 168,361; Longlac, Town of, 184,581; Longlac #58 Indian Band, 138,422; Loyal True Blue and Orange Home, 495,394; Loyalist College of Applied Arts and Technology, 238,661;

M.B.C. Day Care Centre, 145,464; MacAulay Child Development Centre, 831,842; MacKie Sunshine Child Care Centre, 126,504; Mahmowenchike Family Services Inc., 240,418; Mandi Day Care, 129,371; Manitoulin Haven House Inc., 555,346; Marathon Daycare Program, 334,804; Mattawa Child Care Centre, 124,571; Mattawa, Town

## MINISTRY OF COMMUNITY AND SOCIAL SERVICES — Continued

of, 121,530; McMurrich Sprouts Day Care, 158,359; Merriton Co-op. Nursery School Inc., 765,160; Merrymount Children's Centre, 1,436,263; Metropolitan Toronto Association for Community Living, 1,369,923; Metropolitan Toronto, Municipality of, 133,758,233; Metropolitan Toronto Special Committee on Child Abuse, 205,663; Middlesex, County of, 144,138; Mid-Scarborough Child Care Inc., 166,231; Milton Children and Youth Council, 137,500; Milton Community and Information Centre, 226,241; Mini Skool "A Child's Place" Inc., 1,270,578; Ministry of Citizenship, 608,800; Mississauga Hospital, 707,300; Mississauga Toy Lending Library and Resource Centre, 207,140; Mississaugas of New Credit First Nation, 447,213; Mohawk College of Applied Arts and Technology, 631,503; Mohawk Council of Akwesasne, 864,826; Mohawks of Bay of Quinte Indian Band, 158,632; Moose Factory First Nation, 386,045; Moravian of the Thames Indian Band, 146,248; More Than Just Babysitting Child Care Centre Inc., 235,477; Munn's United Church, 167,619; Munsee-Delaware Nation, 318,820; Muskoka, District Municipality of, 249,258; Muskoka Family Focus and Children's Place, 497,710;

N.Y.A.D. (Community) Inc., 395,392; N'Amerind (London) Friendship Centre, 148,601; Naothamegwanning First Nation, 417,400; Network Child Care Services of Metropolitan Toronto, 425,109; Newpark Children's Centre, 170,248; Niagara College of Applied Arts and Technology, 525,470; Niagara Family and Children's Services, 1,343,498; Niagara Institute for Human Development, 202,021; Niagara Peninsula Crippled Children's Society, 137,779; Niagara, Regional Municipality of, 4,907,842; North Bay, City of, 936,202; North Bay and District Association for Community Living, 693,712; North Frontenac Community Services Corp., 286,311; North Halton Association for Developmentally Handicapped, 290,600; North Halton Child Care and Family Enrichment Centre, 169,576; North Hastings Children's Services, 369,938; North Lambton Childcare Centre, 134,198; Northern College of Applied Arts and Technology, 1,067,082; Northumberland Children's Centre Inc., 425,974; Northumberland, County of, 499,203; Notre Dame of St. Agatha, 569,903; Oak Park Pre-School Centre, 181,103; Oakville Parent/Child Centre, 219,307; Ojibways of: Couchiching Band, 277,771; Garden River Band, 550,180; Mississauga Indian Band, 305,626; Onegaming, 279,805; Pic River First Nation, 184,018; Serpent River Indian Band, 250,055; Sucker Creek Indian Band, 232,880; Ontario Foundation for Visually Impaired Children Inc., 498,591; Orillia, City of, 528,848; Orillia Soldiers' Memorial Hospital, 249,666; Ottawa Children's Treatment Centre, 191,989; Ottawa Day Nursery Inc., 2,635,706; Ottawa-Carleton, Regional Municipality of, 36,280,376; Ottawa-Carleton School Day Nursery, 328,306; Our Lady of Grace Child Care Centre, 170,823; Owl Child Care Services of Ontario, 358,601; Oxford Community Childcare Inc., 581,972; Oxford, County of, 676,491;

PRYDE Learning Centre Inc., 391,660; Parent Program In Early Language Intervention, 339,439; Parent-Child Support and Resource Centres of Northumberland, 174,339; Parents Helping Parents Association, 278,796; Park Lawn Preschool Inc., 138,710; Parry Sound, District of, 873,728; Peel Children's Centre, 439,800; Peel Lunch and After School Program, 1,773,304; Peel, Regional Municipality of, 8,794,414; Penetanguishene General Hospital, 124,016; Perry House Child Care Services, 128,519; Perth County Advisory Group for Family Services, 232,905; Peterborough, City of, 1,549,664; Peterborough Family Enrichment Centre, 248,894; Le petit chaperon rouge garderie francophone, 122,347; Petrolia and Area Family Enrichment Centre, 170,246; Plato Adult Education Centre of Toronto, 203,652; Port Colborne Community Association for Resource Extension, 171,902; Port Colborne Co-op. Child Care Services Inc., 1,923,444; Prescott and Russell, United Counties of, 903,190; Prince Edward Association for Community Living, 225,867; Prince Edward Child Care Services Inc., 473,135; Progress Day Care (Scarborough) Inc., 152,051; Pumpkin's Child Care Service Inc., 1,358,822;

Queen's Day Care Inc., 438,379; Queen's Park Child Care Centre, 165,014;

Raggedy Ann Day Care Centre Co-op. Inc., 148,139; Red Lake, Township of, 236,507; Renfrew, Town of, 201,210; Resources for Exceptional Children, 1,425,103; River Oak Parent-Child Centre Inc., 210,514; River Parkway Pre-School Centre, 171,704; Rockland, Town of, 376,458; Rolph Road Day Care Ltd., 149,443; Rosalie Hall (Misericordia Sisters), 163,422; Rosalind Blauer Centre for Child Care, 263,834; Rural Roots Children's Centre Inc., 186,964; Ryerson Polytechnical Institute, 261,622;

Sagamok Anishnawbek, 186,024; St. Catharines Association for Community Living, 348,527; St. Clair College of Applied Arts and Technology, 610,445; St. Lawrence College of Applied Arts and Technology, 241,176; St. Lawrence Co-op. Day Care Inc., 197,367; St. Mary's Family Learning Centre of Windsor Inc., 235,687; St.



## MINISTRY OF COMMUNITY AND SOCIAL SERVICES — Continued

- Mary's, Town of, 209,237; St. Matthew's House, 1,795,419; St. Michael and All Angels Day Care Centre, 188,807; St. Stephen's Community House, 263,213; St. Thomas/Elgin Association for Community Living, 330,331; Salvation Army Canada East, 1,438,792; Sandy Hill Infant Centre, 204,421; Sarnia and District Children's Treatment Centre, 225,785; Sarnia Y.M.-Y.W.C.A., 254,486; Sault College of Applied Arts and Technology, 272,664; Sault Ste. Marie, City of, 1,097,292; Sault Ste. Marie Daycare Services Co-op Inc., 1,764,782; Schoolhouse Playcare Centre of Durham Inc., 660,158; Schoolhouse Playcare Centre of Lakehead Inc., 152,373; Sertoma Child and Youth Centre, 668,115; Seven Towers Non-Profit Family Day Care Inc., 798,003; Shaughnessy Boulevard Children's Centre Inc., 145,427; Sheridan College of Applied Arts and Technology, 125,772; Shoal Lake #40 First Nation, 283,536; Silver Creek Association for Children with Handicaps, 292,387; Simcoe, County of, 2,635,557; Sioux Lookout, Town of, 411,842; Sisters of Our Lady of Mount Carmel, 130,739; Sisters of the Sacred Heart of the Incarnate Word, 139,202; Six Nations Indian Reserve, 1,223,303; Smith Falls, Town of, 131,086; South East Grey Community Outreach Inc., 1,027,011; South Muskoka Association for Community Living, 129,784; Squirrel's Nest Child Care Centre, 130,929; Steelkids Daycare Richmond Hill, 130,351; Stonemoor Day Care Centre Inc., 181,443; Story Book Nursery School and Day Nursery, 214,427; Stothers Centre for Children and Families, 198,652; Stratford, City of, 562,927; Sudbury Community Service Centre, 336,400; Sudbury, Regional Municipality of, 2,539,330; Sundowners Day Care and Resource Centre, 661,116; Sunnybrook Creche, 165,130; Suore Minime Della Passions Di Nostro 129,036; Surrey Place Centre, 488,096; Susan McLeod, 129,735;
- Tayside Community Residential and Support Options, 448,829; Terry Tan Child Centre Inc., 197,142; Thames Valley Children's Centre, 533,783; Thistleoaks Child Care Centre, 210,441; Three Bears Preschool, 186,036; Thunder Bay, City of, 3,204,196; Tillsonburg and District Association for Community Living, 306,205; Timmins, City of, 740,848; Today's Child-Tomorrow's Future Children Centre Inc., 162,336; Treatment Centre of Waterloo Region, 388,698; Trent Day Care Centre Inc., 383,801; Trenton and District Association for Community Living, 160,916; Tropicana Community Services Organization of Scarborough, 121,610; Tuckersmith, Township of, 179,125;
- Umbrella Central Day Care Services Inc., 418,179; Umbrella Family and Child Centre of Hamilton, 397,808; University of Guelph, 477,778; University Settlement Recreation Centre, 148,004; United Counties of Stormont, Dundas and Glengarry, 552,081; Upper Canada Creative Child Care Centre of Ontario, 427,183; Upper Paradise Corner Children's Centre Inc., 157,300; Upper Yonge Village Daycare Centre, 122,056;
- Valley Children's Day Care Centre, 135,491; Valleyview Child Care Centre of London, 136,658; Vaughan Neighborhood Support Centre, 173,776; Victoria, County of, 159,828; Victoria Day Care Services, 389,551; Village Day Care of Essex/Kent Inc., 342,083; Volunteer Information Group for Community and Social Development in North Wellington, 249,791;
- Wabaseemoong Independent Nation, 468,840; Walden Day Care Centre Inc., 306,077; Wallaceburg and Area Parent and Preschool Program, 229,292; Wallaceburg, Town of, 404,327; Walpole Island First Nation, 666,487; Ward Nine Day Care Connection Inc., 458,102; Wasauksing First Nation, 173,689; Waterfront Child Development Centre, 344,583; Waterloo, Regional Municipality of, 9,913,297; Wawa Parent/Child Play Centre, 814,406; Welland District Association for Community Living, 245,100; Wellington, County of, 1,921,455; West Bay Band of Manitoulin Island, 533,332; West Nipissing Child Care Corp., 675,206; West Scarborough Neighbourhood Community Centre, 196,833; Western Day Care Centre Inc., 778,496; Westpark Day Care Centre, 132,748; Whitehills Pre-School Association, 995,025; Wikwemikong Unceded Indian Reserve, 560,995; Willow Tree Day Nursery of Landsdowne, 320,851; Windsor, City of, 4,718,542; Wingham, Town of, 314,034; Wise Owl Day Care Centre, 577,404; Woodgreen Community Centre, 445,203;
- Y.M.C.A. Canada, 11,657,468; Y.W.C.A. of Canada, 1,005,988; York Central Hospital Association, 307,821; York County Hospital, 122,628; York Professional Day Care Inc., 468,731; York Region Day Care Hotline Inc., 128,664; York, Regional Municipality of, 10,975,810; York Toy Library and Parent Resource Centre, 388,904; York University Co-op. Day Care, 230,931; Young Men's and Young Women's Christian Association of Guelph, 587,758; Youville Centre, 149,540;



## MINISTRY OF COMMUNITY AND SOCIAL SERVICES — Continued

86637 Canada Inc., 167,325; 640637 Ontario Corp., 166,046; Accounts under \$120,000—61,419,358.

## Child Treatment Services (\$23,576,463):

C. M. Hincks Treatment Centre, 3,482,750; Chedoke-McMaster Hospitals, 2,680,800; George Hull Centre for Children and Families, 3,185,105; Network North, 3,885,513; Ottawa-Carleton Regional Residential Treatment (Roberts/Smart) Centre, 719,800; Royal Ottawa Health Care Group, 6,487,296; Youthdale Treatment Centres, 2,932,660; Accounts under \$120,000—202,539.

## Young Offenders (\$78,846,672):

Anago Non-Residential Resources Inc., 944,293; Associated Youth Services of Peel, 949,456; Boys and Girls Club of Ottawa/Carleton, 138,123; The Boys Home, 1,830,498; Burrows Family Services, 570,336; Casatta Ltd., 3,340,432; Central Toronto Youth Services, 320,119; Cerminara Boys' Residence, 659,250; Children's Aid Society (C.A.S.) of: Algoma, 1,066,690; Nipissing, District of, 1,535,067; Temiskaming, District of, 1,445,598; Community Corrections of London Association, 204,101; Community Homes Ltd., 2,018,288; Community Resource Services, 1,780,800; Corbyville Children's Homes Inc., 627,193; Cornwall Youth Residence Inc., 704,834; Craigwood Youth Services, 1,892,703; Crisis Centre North Bay, 1,486,091; Dawn Patrol Group Homes Inc., 796,100; Dellcrest Children's Centre Children and Youth, 716,578; Dilico Ojibway Child and Family Services, 128,160; Eastern Ontario Young Offenders Services, 574,430; Eastview Boys and Girls Club, 172,834; Essex County Diversion Program Inc., 195,219; Family Services Centre of Sault Ste. Marie and District, 249,144; Fernie House Inc., 361,109; George R. Force Group Homes Inc., 1,951,700; Hamilton East Community Service Corp., 1,810,498; Hamilton-Wentworth, Regional Municipality of, 124,500; Hillside Children's Residence, 146,561; John Howard Society of Hamilton, 269,100; John Howard Society of Waterloo-Wellington, 697,481; Juvenile Detention (Niagara) Inc., 644,560; Kawartha Family Court Assessment Services, 743,862; Kennedy House Youth Services Inc., 3,013,188; Kenora-Patricia Child and Family Services, 1,192,289; Lakehead Regional Family Centre, 308,177; London Family Court Clinic Inc., 825,507; Lutherwood, 912,531; Maryvale Adolescent and Family Services, 1,601,859; Morton Youth Services, 799,566; Murray McKinnon Foundation, 1,688,054; Nee Gi Nan Group Home for Boys, 773,265; Noah's Ark Enterprises Inc., 215,200; Norkapp Place, 593,132; Ontario Federation of Indian Friendship Centres, 780,093; Oshawa and District Family Court Clinic Inc., 762,522; Ottawa-Carleton Regional Residential Treatment (Roberts/Smart) Centre, 1,935,720; Payukotayno James and Hudson Bay Family Services, 844,005; Peel Children's Centre, 237,900; Peterborough Youth Services, 141,556; Pine Hill Youth Residence, 823,768; Ray of Hope Inc., 1,833,888; Renaissance Homes (1990) Inc., 1,198,507; Renfrew County Youth Services, 220,118; St. John's School, 6,766,559; St. Lawrence Youth Association, 2,382,068; St. Leonard's Society of Brant, 614,152; Ste. Anne Home, 123,390; Setterland Group Homes Inc., 558,824; South Cochrane Child/Youth Services, 304,816; Sudbury Youth Services Inc., 2,502,053; Tikinagan Child and Family Services, 648,185; Toronto Group Homes Inc., 966,369; William W. Creighton Centre Ltd., 4,447,004; Yorklea Youth Services Inc., 754,941; Young Star House, 662,454; Youth Services Bureau of Ottawa-Carleton, 768,554; 753287 Ontario Ltd., 520,762; Accounts under \$120,000—5,029,988.

## Payments in Lieu of Taxes (\$3,900):

Accounts under \$120,000—3,900.

## Recoveries from Other Ministries (\$1,875,000):

Ministry of Education, 1,875,000.

## Developmental Services (\$646,814,120):

## Residential Services and Community Resource Centres (\$280,076,285):

Access Community Services Inc., 1,388,349; Ajax-Pickering and Whitby Association for Community Living, 1,320,186; Almaguin Highlands Community Living, 284,385; Almonte Community Development Corp., 467,678; Anago Non Residential Resources Inc., 807,114; Association for Community Living Lanark County, 943,261; Association pour l'integration sociale d'Ottawa-Carleton, 1,032,643; Atikokan and District Association for Mentally Retarded, 274,748;

Barrie and District Association for People with Special Needs, 5,539,615; Beth Tikvah Foundation of Hamilton,

## MINISTRY OF COMMUNITY AND SOCIAL SERVICES — Continued

- 174,240; Bethesda Community Services of Niagara Inc., 2,677,420; Bethesda Home for the Mentally Handicapped Inc., 3,839,960; Bob Rumball Centre for the Deaf, 964,248; Brampton Caledon Community Living, 2,237,593; Brantford and District Association for Community Living, 4,159,240; Brantwood Residence Development Centre, 5,106,540; Brockville and Area Centre for Developmentally Handicapped Persons, 198,118; Burlington Association for Community Living, 2,395,500;
- Cambridge Association for the Mentally Handicapped, 2,083,565; Campbellford District Association for Community Living, 855,473; Camphill Village Ontario Inc., 294,559; Catholic Charities of the Archdiocese of Toronto, 701,574; Catholic Family Services of Hamilton-Wentworth, 255,400; Central Seven Association for the Developmentally Handicapped, 1,283,728; Centre for the Developmentally Challenged of Thunder Bay and District, 6,374,796; Chatham and District Association for Community Living, 256,949; Children's Aid Societies (C.A.S.) of: Brant, 187,010; Halton, Region of, 241,400; Metropolitan Toronto, 230,965; Ottawa-Carleton, 405,765; Peel, Region of, 457,900; Thunder Bay, District of, 281,499; Christian Horizons Inc., 19,810,490; Cochrane Association for Community Living, 335,960; Cochrane Temiskaming Resource Centre, 4,343,631; Collingwood Community Living, 1,512,040; Community Living-Algoma, 9,018,725; Community Living Alternatives Scarborough, 444,286; Community Living Association for South Simcoe, 1,694,988; Community Living-Central Huron, 350,951; Community Living-Fort Erie, 1,616,760; Community Living-Huntsville, 965,221; Community Living-Huron, 2,187,747; Community Living-Kincardine and District, 329,780; Community Living-London, 1,825,730; Community Living-Mississauga, 5,876,712; Community Living-Niagara Falls, 2,280,060; Community Living-Oakville, 1,251,167; Community Living-Owen Sound and District, 874,368; Community Living-Renfrew and District, 314,734; Community Living-Stormont County, 1,102,137; Community Living-Timmins, 1,211,800; Crest Centre, 400,091;
- Dryden and District Association for Community Living, 332,310; Dufferin Association for Community Living, 740,200; Dundas County Community Living Inc., 1,232,589;
- Elmira and District Association for Community Living, 558,418; Espanola and District Association for Community Living, 727,954; Essex County Association for Community Living, 1,035,554; Extend-A-Family Kitchener/Waterloo Association, 403,098;
- Friends of L'Arche, 1,620,620;
- George Jeffrey Children's Treatment Centre, 630,947; Georgina Association for Community Living, 1,090,711; Glengarry Association for Community Living, 865,373; Grimsby/Lincoln and District Association for Community Living Inc., 3,048,460; Guelph and District Extend-A-Family Association, 156,748;
- H.A.R.C. Inc., 392,609; Haldimand Association for the Developmentally Challenged, 771,032; Haliburton District Association for Mentally Retarded, 185,690; Hamilton Association for Community Living, 1,744,920; Hearst and District Association for Mentally Handicapped, 158,046; Hopewell Children's Homes Inc., 316,794; Impact Residential Services Inc., 496,306; Independent Living Residences for Deaf-Blind, 162,650; Iroquois Falls Association for Community Living, 575,680;
- J. D. Griffin Adolescent Centre, 978,649;
- Kapuskasing Association for Community Living, 641,649; Kenora-Patricia Child and Family Services, 193,216; Kerry's Place Corp., 3,131,268; Kingston and District Association for Community Living, 2,026,919; Kirkland Lake and District Association for the Developmentally Handicapped, 2,185,060; Kitchener-Waterloo Habilitation Services, 1,888,393;
- Lakehead Association for Community Living, 879,831; Lambton County Association for the Mentally Handicapped, 1,310,601; L'Arche-Arnprior, 432,976; L'Arche-Hamilton, 310,190; L'Arche-North Bay, 345,747; L'Arche-Ottawa, 506,182; L'Arche-Stratford, 520,693; L'Arche-Sudbury Inc., 547,555; Lennox and Addington Association for Community Living, 167,738; Lindsay and District Association for Community



## MINISTRY OF COMMUNITY AND SOCIAL SERVICES — Continued

Living, 1,334,828;

Madawaska Valley Association for Community Living, 191,112; Mains Ouvertes, 1,028,574; Manitoulin and District Association for Community Living, 242,966; Maryfarm Inc., 306,230; Mattawa and District Association for Community Living, 608,790; Meta Centre for the Developmentally Handicapped, 436,126; Metropolitan Toronto Association for Community Living, 14,746,477; Montage Support Services, 3,311,623; Moosonee/Moose Factory Association for Community Living, 189,291; Muki Baum Association for Rehabilitation for Multi-Handicapped Inc., 1,418,991;

New Leaf Living and Learning Together Inc., 2,291,945; New Visions Homes for Children and Adolescents (Toronto) Inc., 3,154,519; Newmarket and District Association for Community Living, 2,630,598; North Bay and District Association for Community Living, 1,612,390; North Grenville Association for Community Living, 209,842; North Halton Association for Developmentally Handicapped, 1,302,000; North Wentworth Association for the Mentally Retarded, 1,441,144; Northumberland Family Respite, 137,730;

Oaklands Regional Centre, 5,941,500; Ongwanada Hospital, 7,634,016; Ontario Federation for Cerebral Palsied, 2,066,514; Ontario Multifaith Council Spiritual and Religious Care, 203,699; Operation Springboard, 880,613; Orillia Association for the Handicapped, 818,706; Oshawa and District Association for Community Living, 3,813,951; Ottawa Carleton Life Skills Inc., 2,946,339; Ottawa and District Association for Mentally Retarded, 3,606,507; Ottawa Foyer Partage Inc., 349,429; Ottawa Valley Autistic Homes, 1,510,525; Our Home Project for Community Living of Durham, 685,687;

Participation House Project (Durham Region) Inc., 936,385; Participation House Toronto, 724,573; Pathways to Independence, 2,929,031; Pembroke and District Association for Community Living, 959,534; Peterborough and District Association for Community Living, 1,590,074; Peterborough Hearing Handicapped Group Home Society, 203,068; Plainfield Community Homes, 3,572,894; Port Colborne Association for Community Living, 2,701,990; Prescott and Russell Association for Community Living, 1,170,667; Prince Edward Association for Community Living, 1,137,527;

Reena Foundation, 4,144,232; Rygiel Home, 6,196,730;

Safehaven Project for Community Living, 1,589,264; St. Catharines Association for Community Living, 4,157,390; St. Catharines Mainstream Non-Profit Housing Project, 667,680; St. Mary's District Association for Community Living, 290,109; St. Stephen's Residence of Ottawa, 204,525; St. Thomas/Elgin Association for Community Living, 573,925; Salvation Army Canada East, 2,733,432; Sarnia and District Association for Community Living, 269,097; Service Coordination for Persons with Special Needs, 458,100; Society of St. Vincent de Paul Toronto Central Council, 530,453; South Huron Community Living, 299,732; South Muskoka Association for Community Living, 1,625,646; Stormont, Dundas, Glengarry Developmental Services Centre, 306,622; Stratford and District Association for the Mentally Retarded, 562,890; Sudbury and District Association for Community Living, 2,422,402; Sunbeam Residential Development Centre, 5,092,434; Surex Community Services, 2,294,301;

Tamir Foundation, 472,286; Tayside Community Residential and Support Options, 286,731; Total Communication Environment Inc., 1,910,585; Trenton and District Association for Community Living, 419,709; Tri-Town Association for Community Living, 991,112;

Valley Association for Community Living, 2,857,960; Victorian Order of Nurses for Canada, 496,359; Vita Community Living Services of Toronto Inc., 1,544,033;

Welland District Association for Community Living, 2,556,965; West Nipissing Association for Community Living, 1,134,402; West Parry Sound Association for Community Living, 697,555; Windsor Community Living Support Services, 4,689,260;



## MINISTRY OF COMMUNITY AND SOCIAL SERVICES — Continued

Y.W.C.A. of Canada, 1,200,300; York South Association for Community Living, 2,753,918; Accounts under \$120,000—1,885,566.

## Sheltered Workshops, Protective and Other Supportive Services (\$366,329,711):

Access Better Living Inc., 192,298; Access Community Services Inc., 257,770; Ajax-Pickering and Whitby Association for Community Living, 1,754,173; Algoma Health Unit, 488,871; Alice Saddy Association, 1,593,761; Almaguin Highlands Community Living, 694,822; Almonte Community Development Corp., 218,598; Alternatives Community Program Services (Peterborough) Inc., 221,117; Anago Non Residential Resources Inc., 404,247; L'Arche-Ottawa, 686,283; L'Arche-Sudbury Inc., 174,587; Association for Community Living Lanark County, 642,535; Association pour l'integration sociale d'Ottawa-Carleton, 653,619; Atikokan and District Association for Mentally Retarded, 583,885; Avenue II Community Program Services Thunder Bay Inc., 1,969,800;

Barrie and District Association for People with Special Needs, 3,644,069; Bethesda Community Services of Niagara Inc., 1,336,630; Bob Rumball Centre for the Deaf, 415,524; Brampton Caledon Community Living, 4,979,847; Brantford and District Association for Community Living, 1,670,890; Brockville and Area Centre for Developmentally Handicapped Persons, 1,576,814; Brockville and Area Community Living Association, 1,840,483; Brockville and District Association for Community Involvement, 677,965; Brockville General Hospital, 389,481; Burlington Association for Community Living, 1,479,200;

Cambridge Association for the Mentally Handicapped, 2,942,876; Campbellford District Association for Community Living, 660,167; Canadian Deaf Blind and Rubella Association Inc., 181,086; Canadian Mental Health Association, 624,035; Career Services, 387,062; Carleton Place and District Memorial Hospital, 1,012,080; Catholic Charities of the Archdiocese of Toronto, 459,638; Catholic Family Services of Hamilton-Wentworth 449,530; Catulpa-Tamarac, 964,454; Central Park Lodge Inc., 135,319; Central Seven Association for the Developmentally Handicapped, 840,150; Centre for the Developmentally Challenged of Thunder Bay and District, 670,100; Chatham and District Association of Community Living, 4,356,840; Chedoke-McMaster Hospitals, 4,201,550; Children At Risk, 297,349; Children's Aid Societies (C.A.S.) of: Bruce, County of, 187,012; Dufferin, County of, 132,946; Hamilton-Wentworth, 173,760; Nipissing, District of, 372,126; Ottawa-Carleton, 491,339; Rainy River, District of, 859,425; Children's Hospital of Eastern Ontario, 1,006,711; Children's Rehabilitation Centre of Essex County, 707,050; Christian Horizons Inc., 6,612,416; Circle of Children Inc., 224,504; Cochrane Association for Community Living, 330,332; Cochrane Temiskaming Resource Centre, 3,212,382; Collingwood Community Living, 1,343,458; Comcare-Homeward Bound, 178,246; Community Access Support Services (Norfolk), 1,866,117; Community Counselling of Nipissing, 284,981; Community Living-Algoma, 4,627,363; Community Living Association for South Simcoe 1,138,655; Community Living-Central Huron, 2,168,683; Community Living-Fort Erie, 631,590; Community Living-Huntsville, 867,449; Community Living-Huron, 1,277,369; Community Living-Kincardine and District, 449,172; Community Living-London, 5,478,488; Community Living-Mississauga, 4,124,716; Community Living-Niagara Falls, 1,624,040; Community Living-North Frontenac, 493,345; Community Living-Oakville, 1,536,433; Community Living-Owen Sound and District, 1,637,067; Community Living-Renfrew and District, 1,100,372; Community Living-South Huron, 1,773,873; Community Living-Stormont County, 955,415; Community Living-Timmins, 764,460; Community Living-Wiarton and District, 947,239; Community Occupational Therapists and Associates, 339,293; Community Visions and Networking (Quinte) Association, 469,954; Cornwall General Hospital, 154,197; Counselling Services of Belleville and District, 1,742,640;

D.L.C. Residential Services, 159,335; Dryden and District Association for Community Living, 975,398; Dufferin Association for Community Living, 1,595,446; Dundas County Community Living Inc., 687,158; Durham Association for Family Respite Relief Services, 1,875,465; Durham, Regional Municipality of, 760,064;

East York Residential Services, 270,229; Elmira and District Association for Community Living, 1,475,077; Équip d'hygiène mentale pour francophones de Stormont, Dundas et Glengarry, Inc., 146,505; Erinoak Serving Young People with Physical Disabilities, 695,062; Espanola and District Association for Community

## MINISTRY OF COMMUNITY AND SOCIAL SERVICES — Continued

Living, 461,733; Essex County Association for Community Living, 5,014,086; Extend-A-Family Kitchener/Waterloo Association, 727,433; Extend-A-Family (Scarborough), 169,592; Extend-A-Family (Toronto), 125,773; Extend-A-Family (Windsor and Essex County), 480,212; Family Counselling Centre of Brant Inc., 550,477; Family Counselling and Support Services of Guelph-Wellington, 460,985; Family Services Association of Metropolitan Toronto, 1,094,173; Family Services Centre of Sault Ste. Marie and District, 176,784; Family Services London, 516,633; Family Services of Peel, 177,693; Family Services Perth-Huron, 763,544; Family Services of Windsor, 222,090; Fort Frances and District Association for Community Living, 1,955,075; Forward House of London, 1,558,944; Friends of L'Arche, 359,431;

Gananoque Association for Community Living, 222,580; George Jeffrey Children's Treatment Centre, 127,128; Georgina Association for Community Living, 1,452,885; Geraldton and District Association for Community Living, 1,210,705; Geraldton, Town of, 151,692; Glengarry Association for Community Living, 627,349; Grimsby/Lincoln and District Association for Community Living Inc., 1,444,738; Groupe action pour l'enfant, la famille et la communauté, 683,024; Guelph and District Extend-A-Family Association, 167,149; Guelph Wellington Association for Community Living, 6,490,772;

H.A.R.C. Inc., 324,618; Haldimand Association for the Developmentally Challenged, 646,903; Haldimand-Norfolk Resource, Education and Counselling Help, 786,089; Haliburton District Association for Mentally Retarded, 277,699; Halton, Regional Municipality of, 128,118; Hamilton Association for Community Living, 3,534,539; Harcourt Residential Services, 252,313; Harmony Centre Skills Unlimited Workshop, 365,086; Hatts Off Specialized Services, 317,436; Hearst and District Association for Mentally Handicapped, 390,883; Hotel Dieu Hospital, 385,400;

Independent Living Residences for Deaf-Blind, 1,122,377; Infant and Family Program Inc.-Windsor and Essex County, 551,606; Ingersoll Support Services, 962,860; Integrative Housing Inc., 302,186; Iroquois Falls Association for Community Living, 348,075;

J.D. Griffin Adolescent Centre, 1,271,537; Jewish Family and Child Service of Metropolitan Toronto, 163,283;

K.C. MacLure Habilitation Centre, 321,488; Kapuskasing Association for Community Living, 722,497; Kenora Association for Community Living, 3,673,524; Kent County Children's Treatment Centre, 222,453; Kerry's Place Corp., 1,448,346; Kingston and District Association for Community Living, 2,207,894; Kirkland Lake and District Association for the Developmentally Handicapped, 988,308; Kitchener-Waterloo Counselling Services Inc., 189,078; Kitchener-Waterloo Habilitation Services, 4,455,858;

Lake Ridge Community Support Services, 755,207; Lake of the Woods Child Development Centre, 256,991; Lakehead Association for Community Living, 7,550,475; Lakehead Regional Family Centre, 536,887; Lakehead Social Planning Council, 193,500; Lambton County Association for the Mentally Handicapped, 3,646,193; Lanark, County of, 376,910; Lansdowne Children's Centre, 936,330; Laurentian Hospital, 221,820; Leads Employment Services London Inc., 685,785; Leeds Grenville and Lanark District Health Unit, 378,129; Lennox and Addington Association for Community Living, 303,549; Lennox and Addington Family and Children's Services, 127,004; Lindsay and District Association for Community Living, 1,309,019; Lions Home for Deaf Children, 347,001; Listowel and District Association for Community Living, 802,304; Lutheran Community Care Centre of Thunder Bay, 575,600;

Madawaska Valley Association for Community Living, 480,889; Madoc C.O.P.E. Corp., 256,869; Mainstream-Unsheltered Workshop Inc., 127,260; Mallorytown Residential Support Programs, 391,545; Manitoulin and District Association for Community Living, 399,109; Mattawa and District Association for Community Living, 317,079; Meaford-Beaver Valley Community Support Services, 1,225,743; Meta Centre for the Developmentally Handicapped, 1,278,630; Metropolitan Toronto Association for Community Living, 12,677,243; Ministry of Health, 1,334,501; Mississauga Hospital, 498,600; Montage Support Services, 615,383; Moosonee/Moose Factory Association for Community Living, 218,401; Muki Baum Association for Rehabilitation of Multi-Handicapped Inc., 2,372,272; Muskoka-Parry Sound Community Mental Health



## MINISTRY OF COMMUNITY AND SOCIAL SERVICES — Continued

- Service, 127,804;
- Network North, 1,066,711; New Frontiers Support Services London-Middlesex, 1,152,095; New Leaf Living and Learning Together Inc., 506,906; Newmarket and District Association for Community Living, 1,286,907; Niagara Family and Children's Services, 205,040; Niagara Peninsula Crippled Children's Society, 160,635; Niagara, Regional Municipality of, 295,120; Niagara Training and Employment Agency Inc., 617,430; Nipigon-Red Rock Association for Mentally Retarded, 483,860; Norfolk Association for Community Living, 3,639,060; North Bay and District Association for Community Living, 2,485,724; North Grenville Association for Community Living, 1,064,941; North Halton Association for Developmentally Handicapped, 1,398,300; North Hastings Community Integration Association, 502,343; North Wentworth Association for the Mentally Retarded, 339,790; Northern College of Applied Arts and Technology, 867,040; Northumberland Family Respite Inc., 212,265;
- Oakdale Child and Family Service Ltd., 716,410; Oaklands Regional Centre, 445,800; Oakville Children's Home Ltd., 178,112; Ongwanada Hospital, 9,167,168; Ontario Federation for Cerebral Palsied, 229,599; Orillia Association for the Handicapped, 2,219,504; Oshawa and District Association for Community Living, 3,078,069; Oshawa General Hospital, 127,394; Ottawa Carleton Life Skills Inc., 650,383; Ottawa and District Association for Mentally Retarded, 4,056,425; Ottawa Foyer Partage Inc., 137,490; Ottawa Rotary Home, 434,519; Ottawa Valley Autistic Homes, 292,106;
- Para-Med Health Services, 165,566; Parents for Community Living Kitchener-Waterloo Inc., 209,441; Parry Sound Child and Family Centre, 1,127,362; Participation House Project (Durham Region) Inc., 170,694; Participation House Project London, 550,412; Participation Lodge-Grey/Bruce, 435,050; Pathways to Independence, 1,662,263; Patricia Centre for Children and Youth, 669,524; Peel, Regional Municipality of, 225,400; Pembroke and District Association for Community Living, 1,145,090; Perth and Smiths Falls District Hospital, 703,689; Peterborough, City of and Peterborough, County of, Health Unit, 197,469; Peterborough and District Association for Community Living, 1,601,260; Peterborough Hearing Handicapped Group Home Society, 675,097; Phoenix I, 336,386; Pioneer Youth Services Ltd., 846,821; Plainfield Community Homes, 157,726; Port Colborne Association for Community Living, 653,650; Port Hope/Cobourg and District Association for Community Living, 1,001,492; Prescott and Russell Association for Community Living, 1,207,526; Prince Edward Association for Community Living, 631,137;
- Quad County Association for Mentally Retarded, 817,934; Quinte Vocational Support Services, 393,838;
- Reena Foundation, 3,865,625; Renfrew County and District Health Unit, 813,625; Royal Victoria Hospital of Barrie, 196,048; Rygiel Home, 729,824;
- St. Catharines Association for Community Living, 2,268,380; St. Catharines Mainstream Non-Profit Housing Project, 140,760; St. Francis Advocates Sarnia (Inc.), 564,828; St. Mary's District Association for Community Living, 881,165; St. Thomas/Elgin Association for Community Living, 3,859,684; Salvation Army Canada East, 2,259,998; Sarnia and District Association for Community Living, 2,147,032; Sarnia and District Children's Treatment Centre, 185,817; Service Coordination for Persons with Special Needs, 1,484,532; Services communautaires de Prescott-Russell, 186,289; Simcoe Habilitation Services Inc., 163,995; Sioux Lookout-Hudson Association for Community Living, 1,462,473; Six Nations Special Services for Special People, 302,760; Social Service Bureau Sarnia/Lambton Inc., 373,806; South Muskoka Association for Community Living, 1,810,377; South-East Grey Support Services, 1,375,791; Stewart Homes Inc., 909,530; Stormont, Dundas, Glengarry Developmental Services Centre, 1,110,515; Stratford and District Association for the Mentally Retarded, 2,286,357; Strathroy and Area Association for Community Living, 2,143,642; Sudbury Community Service Centre, 1,628,456; Sudbury and District Association for Community Living, 3,332,106; Sunbeam Residential Development Centre, 3,310,224; Surex Community Services, 840,097; Surrey Place Centre, 7,194,457;
- Tayside Community Residential and Support Options, 350,410; Tillsonburg and District Association for



## MINISTRY OF COMMUNITY AND SOCIAL SERVICES — Continued

Community Living, 3,051,846; Total Communication Environment Inc., 172,820; Treatment Centre of Waterloo Region, 218,204; Trent University, 556,657; Trenton and District Association for Community Living, 552,091; Tri-County Adult Protective Service, 1,182,478; Tri-County Mennonite Homes, 731,338; Tri-Town Association for Community Living, 616,315;

University of Western Ontario, 312,611;

Valley Association for Community Living, 1,309,818; Victorian Order of Nurses for Canada, 1,933,091; Vita Community Living Services of Toronto Inc., 1,596,888;

Walkerton District Community Support Services, 2,304,014; Wallaceburg and Sydenham District Association for Community Living, 1,676,341; Welland and District Association for Community Living, 1,063,160; West Nipissing Association for Community Living, 1,063,000; West Parry Sound Association for Community Living, 645,453; Wesway Inc., 1,562,519; Windsor Community Living Support Services, 2,756,892; Wingham and District Association for Community Living, 1,375,447; Woodgreen Community Centre, 156,424; Woodstock and District Developmental Services, 3,828,242; Woodstock General Hospital Trust, 1,127,090;

Y's Owl Manufacturing Co-op. Inc., 465,343; Y.M.C.A. of Canada, 222,179; Y.W.C.A. of Canada, 875,772; York Central Hospital Association, 641,464; York Community Services, 168,091; York, Regional Municipality of, 654,820; York South Association for Community Living, 1,834,656; York Support Services Network, 1,839,694; Accounts under \$120,000—25,323,349.

Payments in Lieu of Municipal Taxes (\$408,124):

Montague, Township of, 167,499; Accounts under \$120,000—240,625.

Employment Programs (\$50,802,335):

Algoma, District of, Social and Family Services, 997,914; Barrie, City of, 302,838; Brant, County of, 576,588; Brockville, City of, 226,012; Bruce, County of, 356,015; Chatham, City of, 195,878; Chiefs of Ontario Inc., 500,000; Cochrane District Welfare Administration Board, 153,827; Community Opportunities Development Association Waterloo/Wellington Region, 627,997; Cornwall, City of, 585,013; Dixie/Bloor Neighbourhood Drop-In Centre, 284,964; Dryden, Town of, 217,525; Dufferin, County of, 198,921; Durham, Regional Municipality of, 1,061,903; Essex, County of, 444,633; Geraldton, Town of, 233,238; Grey, County of, 201,270; Haldimand-Norfolk, Regional Municipality of, 182,400; Halton, Regional Municipality of, 741,052; Hamilton-Wentworth, Regional Municipality of, 2,438,986; Hasting, County of, 379,692; John Howard Society of Sault Ste. Marie, 284,400; Kenora, Town of, 277,144; Kent, County of, 382,187; Kingston, City of, 441,751; Kirkland Lake, Town of, 274,960; Lakeshore Area Multi-Service Project Inc., 502,993; Lambton, County of, 278,939; Lanark, County of, 132,212; Lennox and Addington, County of, 138,466; Life Spin-Joblink Innovations Projects, 200,576; London, City of, 1,740,836; Lovesick Lake Native Women's Association, 290,300; Low Income People Involvement of Nipissing Inc., 496,162; Metropolitan Toronto, Municipality of, 11,052,838; Muskoka, District Municipality of, 301,965; Niagara, Regional Municipality of, 1,151,275; Nipissing District Social Service Board, 426,726; North Bay, City of, 572,429; Northumberland, County of, 661,808; Ontario Federation of Indian Friendship Centres, 960,000; Opportunities 2000, 325,236; Ottawa-Carleton, Regional Municipality of, 3,896,529; Peel, Regional Municipality of, 1,922,354; Peterborough, City of, 278,427; Prescott and Russell, United Counties of, 419,616; Renfrew, County of, 750,000; Sault Ste. Marie, City of, 243,779; Schreiber, Township of, 145,000; Simcoe, County of, 784,227; Stormont, Dundas and Glengarry, United Counties of, 129,525; Sudbury, District of, 1,385,688; Thunder Bay, City of, 703,370; Timmins, City of, 502,008; Waterloo, Regional Municipality of, 2,390,830; Wellington, County of, 403,500; Windsor, City of, 1,288,106; York, Regional Municipality of, 658,021; Accounts under \$120,000—3,101,486.

Capital Fund (\$27,950,946):

Anishnawbe Health Toronto, 575,500; L'Arche-Amprior, 134,524; Association of Iroquois and Allied Indians,

## MINISTRY OF COMMUNITY AND SOCIAL SERVICES — Continued

120,000;

Barrie Native Advisory Circle, 191,700; Bernadette McCann House for Women Inc., 250,000; Brampton Caledon Community Living, 415,540; Burlington Association for Community Living, 266,000;

Camphill Village Ontario Inc., 298,000; Centre for the Developmentally Challenged of Thunder Bay and District, 1,133,944; Children's Aid Society (C.A.S.) of: Hamilton-Wentworth, 200,000; Kingston, City of and Frontenac, County of, 1,648,000; Chippewas of: Nawash First Nations, 200,000; Saugeen Indian Band #28-29, 157,500; Christian Horizons Inc., 974,089; Cochrane Community Living, 330,100; Community Resource Services, 1,000,000;

Dufferin Association for Community Living, 256,556;

Elmira and District Association for Community Living, 328,071; Essex County Association for Community Living, 297,465;

Family Transition Place, 950,000;

Grassy Narrows First Nation, 600,000; Guelph Wellington Association for Community Living, 219,000;

Iroquois Falls Association for Community Living, 234,776;

Kennedy House Youth Services Inc., 2,800,000; Kenora-Patricia Child and Family Services, 270,400; Kerry's Place Corp., 450,000; Kitchener-Waterloo Habilitation Services, 423,722;

Lakehead Association for Community Living, 700,000; Laurentian University, 302,000;

Maison Baldwin House, 406,936; Maison Interlude House Inc., 418,000; Mamaweswen, North Shore Tribal Council, 125,000; Maryvale Adolescent and Family Services, 227,328; Meta Centre for Developmentally Handicapped, 418,000; Metropolitan Toronto, Municipality of, 502,763; Mohawk Council of Akwesasne, 200,000; Montage Support Services, 222,050; Muki Baum Association for Rehabilitation of Multi-Handicapped Inc., 500,000;

New Leaf Living and Learning Together Inc., 400,000; Nishnawbe-Aski Nation, 1,554,000; North Bay and District Association for Community Living, 298,000;

Oakville-Halton Community Living, 327,500; Ongwanada Hospital, 978,563; Ottawa Carleton Life Skills Inc., 668,300;

Pathways to Independence, 414,999; People In Transition (Alliston) Inc., 130,000; Plainfield Community Homes, 417,542; Port Colborne Co-op. Child Care Services Inc., 375,000;

Ray of Hope Inc., 850,000; Red Apple Day Care, 380,000;

St. Thomas/Elgin Association for Community Living, 248,029; South Simcoe Association for Community Living, 323,000; South-East Grey Support Services, 300,550;

Tamir Foundation, 472,500; Three Oaks Foundation, 623,132;  
Union of Ontario Indians, 850,000;

Valley Children's Day Care Centre, 150,000; Vita Community Living Services of Toronto Inc., 610,328;

Walkerton District Community Support Services, 311,342; Women In Crisis Northumberland County, 500,000;

## MINISTRY OF COMMUNITY AND SOCIAL SERVICES — Concluded

York South Association for Community Living, 346,580; Youth Without Shelter Youth Shelter, 360,000; Accounts under \$120,000—1,615,445.

Less: Recoveries from Other Ministries; (\$4,300,828):

Ontario Native Affairs Directorate, 2,027,644; Ontario Native Affairs Secretariat, 2,273,184.

Total Other Payments ..... 7,612,102,430

## Statutory (\$39,721)

## Ministers' Salary (\$32,997)

on. Janet Ecker ..... August 16, 1996 to March 31, 1997 ..... 20,612

on. David H. Tsubouchi ..... April 1, 1996 to August 15, 1996 ..... 12,385

## Parliamentary Assistants' Salary (\$6,724)

ack Carroll ..... January 8, 1997 to March 31, 1997 ..... 2,537

net Ecker ..... April 1, 1996 to August 15, 1996 ..... 4,187

## Summary of Expenditure

## Voted


Salaries and Wages .....	370,708,786
Employee Benefits .....	67,072,163
Travelling Expenses .....	4,886,037
Other Payments .....	7,612,102,430

8,054,769,416

Statutory ..... 39,721

Total Expenditure, Ministry of Community and Social Services ..... \$8,054,809,137





## MINISTRY OF CONSUMER AND COMMERCIAL RELATIONS

Hon. David H. Tsubouchi, Minister

Hon. Norman W. Sterling, Minister

## DETAILS OF EXPENDITURE

## Voted

## Salaries and Wages (\$78,022,983)

Temporary Help Services (\$1,462,310):

Goodwill Industries of Toronto, 60,084; Management Board Secretariat, 843,263; Manpower Services Ltd., 67,843; The People Bank, 388,542; Phelps and Associates, 59,751; Accounts under \$50,000—42,827.

Payments to Other Ministries (\$3,357,377):

Citizenship, Culture and Recreation, 59,210; Solicitor General and Correctional Services, 3,219,331; Accounts under \$50,000—78,836.

Payments from Other Ministries (\$1,265,591):

Attorney General, 59,655; Environment and Energy, 85,158; Gaming Control Commission General Fund—Deposits, 443,273; Liquor Control Board of Ontario, 52,316; Management Board Secretariat, 380,822; Ontario Motor Vehicle Industry Council, 134,072; Accounts under \$50,000—110,295.

Note: Recoveries from Other Ministries (\$7,427,795):

Gaming Control Commission, 215,929; Gaming Control Commission General Fund, 7,211,866.

## Employee Benefits (\$14,349,330)

Payments for: Canada Pension Plan, 1,513,024; Dental Plan, 1,078,132; Employer Health Tax, 1,432,897; Employment Insurance, 2,498,767; Group Life Insurance, 169,526; Long Term Income Protection, 1,065,407; Ontario Public Service Employees' Union Pension Fund/Public Service Pension Fund, 1,717,837; Supplementary Health and Hospital Plan, 1,244,295;

Other Benefits: Attendance Gratuities, 129,461; Death Benefits, 7,011; Maternity/Parental/Adoption Leave Allowances, 434,937; Severance Pay, 2,425,538; 2% Payment in Lieu of Benefits, 32,644.

Workers' Compensation Board, 234,054.

Payments to Other Ministries (\$570,258):

Solicitor General and Correctional Services, 550,021; Accounts under \$50,000—20,237.

Payment from Other Ministries (\$204,458):

Gaming Control Commission General Fund—Deposits, 82,882; Management Board Secretariat, 52,638; Accounts under \$50,000—68,938.

Note: Recoveries from Other Ministries (\$1,094,326):

Gaming Control Commission General Fund, 1,057,776; Accounts under \$50,000—36,550.

## Travelling Expenses (\$2,081,926)

Hon. D.H. Tsubouchi, 22,468; Hon. N.W. Sterling, 3,995; J. Flaherty, 5,389; S. Lal, 3,220; D. Aird, 10,772; D. Barrette, 11,986; G. Belore, 15,372; D. Brickman, 10,406; D. Brown, 28,040; G. Cahill, 10,935; S. Camp, 10,330; D.J. Carson, 15,309; J. Castel, 10,649; A. Caughey, 24,373; R. Dawson, 19,815; G. Fotia, 11,386; L. Geisel, 12,087; S. Grewal,

### MINISTRY OF CONSUMER AND COMMERCIAL RELATIONS — Continued

11,235; M. Halfacree, 12,642; M. Hall, 15,647; P. Hawman, 13,082; M. Lalonde, 21,439; G. Lebel, 11,835; D. MacAndrew, 11,603; T. MacRae, 10,750; F. Maindonald, 11,654; R.D. McGee, 22,659; D.R. Mile, 10,158; R. Minler, 15,172; B. O'Brien, 11,905; S. Olver, 37,871; W. Pennington, 18,253; K. Plantt, 25,932; J. Sharland, 17,859; M.F. Sharland, 14,705; T.E. Sibley, 10,172; C. Turylo, 13,033; R. Viola, 10,385; C.E. Vlahovic, 28,099; J. Walter, 10,077; P. Webb, 10,988; D.B. Wilson, 17,809; R.A. Wilson, 18,698; C.E. Wood, 38,540; E.J. Wren, 10,001; Accounts under \$10,000—1,589,269.

#### Payments to Other Ministries (\$5,005):

Account under \$50,000—5,005.

#### Payments from Other Ministries (\$201,083):

Gaming Control Commission General Fund—Deposits, 201,083.

#### Note: Recoveries from Other Ministries (\$437,257):

Gaming Control Commission General Fund, 437,257.

### Other Payments (\$45,144,911)

#### Materials, Supplies, etc. (\$22,213,849):

Azon Canada Inc., 260,968; Babbco Office Services Ltd., 85,157; Bell Canada, 489,372; CGI Information Systems, 68,019; Callpro, 96,471; Canada Post Corp., 1,073,680; Canadian Bank Note Company Ltd., 102,452; Canadian Paper and Film, 61,292; Canadian Trotting Association, 70,302; Clare Lewis, 146,151; Compugen, 60,218; Coopers and Lybrand Ltd., 174,999; D. Di Santo, 93,264; Dale Intermediaries Ltd., 53,795; Data Business Forms, 51,563; Data Repro Com Ltd., 95,480; Deloitte and Touche, 216,981; Docucom Imaging Solutions, 313,868; Fasken Campbell Godfrey, 62,562; GE Capital Canada Inc., 625,544; The Gartner Group, 70,773; George Kent McClure, 66,157; Grand and Toy Ltd., 252,709; Greyvest Canada Inc., 115,629; Hewlett Packard (Canada) Ltd., 176,669; Hypertec System, 98,888; IBM Canada Ltd., 180,224; ITC Systems, 73,865; Innova Envelope, 55,456; Kodak Canada Inc., 57,545; Lancaster Datamark, 65,190; Leslie Ann Adams, 51,036; MFP Technology Services Ltd., 396,509; Memorex Telex Inc., 86,745; Mobility Canada, 91,538; Novell Inc., 55,204; Partnering and Procurement Inc., 99,014; Pitney Bowes of Canada Ltd., 98,350; Purolator Courier Ltd., 157,313; Receiver General of Canada (Royal Canadian Mounted Police), 173,838; Relational Solutions, 150,129; Rogers Cantel Inc., 68,334; Standard Parking/Yonge Parking, 51,555; Stanley Sadinsky, 81,321; Swansea Computer Specialists Ltd., 125,462; Tenet Computer Group Inc., 310,357; Thunder Bay Telephone, 171,241; Transworld Paper Ltd., 150,441; Triex Computer Solutions, 111,975; Unique Envelope, 68,207; Visual Systems Development, 55,200; W5 Associates Inc., 94,900; Xerox Canada Ltd., 372,682; 4 Office Automation Ltd., 73,202; Accounts under \$50,000—4,563,587.

#### Payments to Other Ministries (\$9,705,363):

Attorney General, 2,903,277; Finance, 142,260; Liquor Control Board of Ontario, 313,396; Management Board Secretariat, 5,668,419; Natural Resources, 50,200; Solicitor General and Correctional Services, 627,811.

#### Payments from Other Ministries (\$564,898):

Finance, 138,548; Gaming Control Commission General Fund—Deposits, 160,082; Management Board Secretariat, 156,647; Ontario Motor Vehicle Industry Council, 70,360; Accounts under \$50,000—39,261.

#### Note: Recoveries from Other Ministries (\$3,909,147):

Finance, 112,560; Gaming Control Commission General Fund, 3,582,690; Teranet Land Information Services Inc., 186,623; Accounts under \$50,000—27,274.

#### Grants, Subsidies, etc. (\$22,931,062):

Barrie Raceway Holdings Ltd., 186,240; Equine Research, 235,496; Flamboro Downs Holdings Ltd, 428,979; Hiawatha Horse Park, 134,616; Kawartha Downs Ltd., 156,090; The Ontario Jockey Club, 8,925,957; Rideau Carleton Raceway, 332,412; Standardbred Improvement Program (Ontario Sires Stakes and Trillium), 7,974,480; Standardbred Publicity and Promotion Program, 300,000; Sudbury Downs Holdings Ltd., 212,590; Thoroughbred Improvement Program, 1,811,400; Western Fair Association, 362,129; Windsor Raceway Inc., 1,184,571; Woolwich



## MINISTRY OF CONSUMER AND COMMERCIAL RELATIONS — Concluded

Agricultural Society, 252,208; Accounts under \$120,000—433,894

Total Other Payments ..... 45,144,911

## Statutory (\$544,152)

## Ministers' Salary (\$32,997)

Hon. David H. Tsubouchi ..... August 16, 1996 to March 31, 1997 ..... 20,612

Hon. Norman W. Sterling ..... April 1, 1996 to August 15, 1997 ..... 12,385

## Parliamentary Assistant's Salary (\$11,155)

James Flaherty ..... April 1, 1996 to March 31, 1997 ..... 11,155

Payments under The *Land Titles Act* (\$500,000)

Land Titles Assurance Fund ..... 500,000

## Summary of Expenditure

## Voted

Salaries and Wages ..... 78,022,983

Employee Benefits ..... 14,349,330

Travelling Expenses ..... 2,081,926

Other Payments ..... 45,144,911

Recoveries ..... (12,868,525)

126,730,625

Statutory ..... 544,152

Total Expenditure, Ministry of Consumer and Commercial Relations ..... \$127,274,777

[illegible] [illegible]

[illegible] [illegible]

[illegible] [illegible]

[illegible] [illegible]

[illegible] [illegible]

[illegible] [illegible]

[illegible] [illegible]

[illegible] [illegible]

[illegible] [illegible]

[illegible] [illegible]

[illegible] [illegible]

[illegible] [illegible]

[illegible] [illegible]

[illegible] [illegible]

[illegible] [illegible]

[illegible] [illegible]

[illegible] [illegible]

[illegible] [illegible]

[illegible] [illegible]

[illegible] [illegible]

[illegible] [illegible]

[illegible] [illegible]

[illegible] [illegible]

[illegible] [illegible]

[illegible] [illegible]

[illegible] [illegible]

[illegible] [illegible]

[illegible] [illegible]

[illegible] [illegible]

[illegible] [illegible]

[illegible] [illegible]

[illegible] [illegible]

[illegible] [illegible]

## MINISTRY OF ECONOMIC DEVELOPMENT, TRADE AND TOURISM

Hon. William Saunderson, Minister

## DETAILS OF EXPENDITURE

## Voted

## Salaries and Wages (\$39,930,950)

Temporary Help Services (\$285,062):

Management Board Secretariat, 162,549; Accounts under \$50,000—122,513.

## Employee Benefits (\$9,372,922)

Payments for: Canada Pension Plan, 671,057; Dental Plan, 393,259; Employer Health Tax, 745,017; Group Life Insurance, 83,285; Long Term Income Protection, 482,815; Ontario Public Service Employees' Union Pension Fund/Public Service Pension Fund, 616,032; Supplementary Health and Hospital Plan, 479,742; Unemployment Insurance, 1,113,606.

Other Benefits: Attendance Gratuities, 7,878; Maternity/Parental/Adoption Leave Allowances, 239,316; Severance Pay, 4,482,403; 2% Payment in Lieu of Benefits, 3,235; Miscellaneous Benefits, 20,596.

Workers' Compensation Board, 34,681.

## Travelling Expenses (\$1,822,516)

Hon. M. Harris, 5,326; Hon. W. Saunderson, 41,318; B. Grimmett, 3,326; D. Lindsay, 677; J. Spina, 6,660; J. Wolfson, 9,176; S. Bruce, 19,767; S. Buonocore, 19,852; E. Calisi, 33,662; S. Chan, 26,541; J. Cole, 20,848; R. Cornish, 11,292; S. Courtney, 17,897; L. Crispino, 25,177; R. Dias, 41,088; P. Dutton, 15,539; V. Fountain, 26,219; M. Furlong, 18,200; T. Gain, 21,094; G. Hanus, 30,253; D. Helinski, 13,672; R.C. Howard, 13,168; P. Howell, 11,033; P. Kanter, 13,593; R. Mars, 11,099; S. McGrory, 20,262; S. Munnoch, 27,759; M. Northcott, 20,840; B. Patterson, 35,328; M. Pezzuto, 31,956; J. Pinkney, 10,222; S. Rafi, 10,937; C. Ramsay, 12,399; S. Ramsay, 22,430; D. Ross, 38,752; L. Sauvé, 16,110; F. Sheehy, 18,509; S. Singh, 28,154; J. Thompson, 58,192; A. Wahba, 40,510; G. Webber, 10,747; P. Wong, 60,379; B. Wood, 17,639; Accounts under \$10,000—884,914.

## Other Payments (\$196,622,357)

Materials, Supplies, etc. (\$38,124,380):

Air Canada, 126,030; Algoma Kinniwabi Travel Association, 61,399; Alltour Marketing Support Services, 123,550; Axmith McIntyre Wicht Ltd., 4,535,950; Bell Canada, 782,151; Bell Global Solutions, 372,591; Bert French and Son Ltd., 133,142; Bryant Press Ltd., 367,625; Business Advisory Centre of Hamilton-Wentworth, 65,000; Canada Post Office, 255,868; Chartwell Inc., 121,242; Chateau des Charmes Wines Ltd., 275,292; CIB (Public Relations) Ltd., 337,428; C.J. Graphics Inc., 57,478; Coopers and Lybrand Consulting, 82,680; Council of Great Lakes Governors Tourism Initiative, 66,849; CPI Computer Partners International Corporation, 96,185; Creative Stock Photography, 162,735; Desktop Data Canada Inc., 191,354; Andre Dimitrijevic (In Trust), 76,438; Dymont Distribution Services, 119,947; Electrocomponents PLC, 690,930; Faxon Canada Ltd., 91,175; Galer and MacMillan Communications Inc., 253,509; GE Capital Technology Services, 448,037; Generator Communications and Business Development, 56,465; Grand and Toy Ltd., 177,396; Grenville Printing, 59,936; Haughton, 102,677; Hill and Knowlton, 449,506; Hogan and Hartson, 202,604; Le Groupe BCP Ltée., 710,000; Imprimeries Transcontinental Inc., 938,864; Insignia Marketing Research, 99,800; Institute for Advanced Technology, 128,649; Interlink Freight Systems, 50,230; Jove Capital Inc., 66,420; JYL Consulting Services Ltd., 55,688; KPMG Consulting, 134,530; Lexis-Nexis, 52,518; Manpower Temp Services, 59,264; Manx, 409,823; Media Buying Services, 190,456; MFP Technology Services Ltd., 2,939,111; Ministries: Attorney General, 1,153,986; Citizenship, Culture and Recreation, 234,414; Management Board Secretariat, 3,076,117; News Theatre, 132,650; Ontario Hydro, 55,560; Ottawa-Carleton Economic Development



## MINISTRY OF ECONOMIC DEVELOPMENT, TRADE AND TOURISM — Continued

Corp., 55,065; Pinkerton Security and Investigation Services, 51,990; Pitney Bowes, 88,542; Preney Print and Litho Inc., 56,375; Price Waterhouse, 119,338; Printex, 128,128; Pro-Art Graphics Ltd., 56,935; Purolator Courier Ltd., 53,193; Radcliffe Crossman Block, Solicitors (In Trust), 84,609; Randolph Group, 86,550; Receiver General for Canada, 758,968; Ricoh Canada Inc., 78,142; RMRS System, 105,000; St. Joseph Printing Ltd., 1,152,039; Scott Capital Group Inc., 177,020; SEG Japan Inc., 491,159; Service-Growth Consultants Inc., 52,174; SMW Advertising Ltd., 4,941,501; Stackhouse Richard G., 55,998; Two Dimensions Inc., 290,966; Viable Technology Solutions, 122,351; Webcom Ltd., 67,963; Westminster, City of, 208,708; Xerox Canada Inc., 88,547; XY Corp Inc., 94,830; Accounts under \$50,000 — 8,303,019.

Less: Recoveries from Other Ministries/Activities (\$1,075,979):

Education and Training, 351,858; Finance 439,972; Accounts under \$50,000—284,149.

Grants, Subsidies, etc. (\$133,423,580):

Grants in Support of Business Development, (\$40,000):

Accounts under \$120,000—40,000.

Canada-Ontario Agreement on Northern Ontario Development (\$479,972):

Northern Ontario Native Tourism Assoc., 150,000; Research Strategy Group Inc., 146,700; Accounts under \$120,000—183,272.

Centres of Excellence (\$35,468,197):

Information Technology Research Centre, 5,951,140; Institute for Space and Terrestrial Science, 6,485,090; Manufacturing Research Corporation of Ontario, 5,376,870; Ontario Centre for Materials Research, 7,339,200; Ontario Laser and Lightwave Research Centre, 3,639,697; Telecommunications Research Institute of Ontario, 4,882,375; Waterloo Centre for Groundwater Research, 1,793,825.

Community Action Program—Capital and Operating (\$10,351,488):

Capital Grants (\$7,263,479):

Payments for Ministry projects: 31,502.

Payments to Other Ministries to administer their Community Action projects (\$7,231,977):

Citizenship, Culture and Recreation, 5,322,732; Finance, 284,593; Northern Development and Mines, 1,619,652; Accounts under \$120,000—5,000.

Operating Grants (\$3,088,009):

Payments for Ministry projects: Accounts under \$120,000—354,127.

Payments to Other Ministries to administer their Community Action projects (\$2,733,882):

Citizenship, Culture and Recreation, 321,455; Municipal Affairs and Housing, 404,769; Northern Development and Mines, 2,005,658; Accounts under \$120,000—2,000.

Community Radio Program (\$898,362):

Accounts under \$120,000—898,362.

Economic Development Fund-capital (\$1,100,00):

Payments to Other Ministries to administer Economic Development Fund projects (\$1,100,000): Education and Training, 850,000; Transportation, 250,000.

International Agreements (\$758,245):

Information Technology Research Centre, 372,876; Manufacturing Research Corporation of Ontario, 279,871; Accounts under \$120,000—105,498.

## MINISTRY OF ECONOMIC DEVELOPMENT, TRADE AND TOURISM — Continued

## Industry Research Program (\$8,929,590):

Allelix Biopharmaceuticals Inc., 1,378,090; COM DEV Ltd., 628,238; Formtech Inc., 973,942; I.S.G. Technologies Inc., 210,937; Imax Corporation, 339,425; Precarn Associates Inc., 270,749; Research In Motion Ltd., 1,443,464; Rotoflex International Inc., 895,089; Royal Building Systems (CDN), 193,440; Sensor Adaptive Machines Inc., 564,575; Sunnybrook Health Science Centre, 644,765; The Toronto Hospital, 174,440; Zenon Environmental Inc., 1,203,279; Accounts under \$120,000—9,157.

Jiangsu, China-Ontario, Canada Science and Technology Centre, 66,749.

## Manufacturing Recovery Program Grants (\$48,687):

Management/Marketing Personnel, 48,687.

Grant in Support of Marketing and Trade Development, 1,281.

Ontario Aerospace Corporation, 27,021,107.

## Ontario Innovation and Productivity Service (\$869,094):

Accounts under \$120,000—869,094.

## Ontario Network Infrastructure Program (\$5,229,341):

Hamilton-Wentworth Free-Net, 124,131; Healthlink Clinical Data Network Corp., 1,080,593; LARG\*net (London and Regional Global Networks), 554,204; The Niagara Peninsula Education Council, 172,353; ONET Networking, 1,318,909; Ontario Teachers' Federation, 944,103; Ottawa-Carlton Research Institute, 577,510; Web Community Resource, 140,797; Accounts under \$120,000—316,741.

## Ontario Place Corporation, (\$5,648,872):

Ontario Place Corporation, 5,670,872.

Less: Expenditure Refund—(22,000).

Ortech Corporation, 7,376,000.

Ottawa Congress Centre, 103,000.

## St. Clair Parkway Commission, (\$455,247):

St. Clair Parkway Commission, 472,347.

Less: Expenditure Refund—(17,100).

## St. Lawrence Parks Commission, (\$6,700,557):

St. Lawrence Parks Commission, 6,734,575.

Less: Expenditure Refund—(34,018).

## Science and Technology Awareness, (\$30,366):

Accounts under \$120,000—30,366.

## Sector Partnership Fund (\$9,953,600):

Payments for Ministry projects (\$2,653,542):

Centre for the Study of Commercial Activity, 544,240; Connect Information Technology, 1,397,836; Knowledge Connection Corporation, 600,000; Accounts under \$120,000—111,466.

## Payments to Other Ministries to administer Sector Partnership Fund Projects (\$7,300,058):

Agriculture Food and Rural Affairs, 5,000,000; Environment and Energy, 710,000; Northern Development and Mines, 1,493,000; Accounts under \$120,000—97,058.

## MINISTRY OF ECONOMIC DEVELOPMENT, TRADE AND TOURISM — Continued

Grants in Support of Sector Development (\$77,500):

Accounts under \$120,000—77,500.

Strategic Investments (\$654,017):

Industrial Research and Development Institute, 654,017.

Technical Personnel Program (\$2,464,416):

Accounts under \$120,000—2,464,416.

Technology Adjustment Research Program , 48,609.

Tourism Redevelopment Incentive Program (\$653,616):

Ontario Tourism Loan Program, 431,169.\*

Payments to Ontario Development Corporation to administer program: Accounts under \$120,000—222,447.

Grants for Tourism Associations (\$1,188,141):

Algoma Kinniwabi Travel Assoc., 132,000; Almaguin-Nipissing Travel Assoc. Inc., 137,000; Metropolitan Toronto Convention and Visitors Assoc., 138,000; Niagara and Midwestern Ontario Travel Assoc., 146,000; Northern Ontario Tourist Outfitters Assoc., 160,000; North of Superior Travel Assoc. Inc., 131,000; Ontario East Tourism Assoc., 215,952; Ontario Sunset Country Travel Assoc., 134,000; Rainbow Country Travel Assoc., 137,000; Accounts under \$120,000—309,000.

Less: Expenditure Refunds — (451,811).

Trade Expansion Fund (\$116,287):

Accounts under \$120,000—116,287.

University Research Incentive Fund (\$752,167):

Payment to the Ministry of Education and Training, 752,167.

Urban Transportation Development Corporation Ltd., 5,736,816

Ontario Development Corporation (\$202,256):

Guarantee Interest Subsidy, 202,256.

Other Transactions (\$21,328,992):

Economic Development Fund—Interest Incentives, 1,834,700.

Economic Development Fund—Capital Repayable Grants (\$104,119):

Accounts under \$120,000—104,119.

Guarantees Honoured—Strategic Investment Program (\$1,571,759):

St. Mary's Paper, 1,564,484; Accounts under \$120,000—7,275.

Guarantees Honoured—Student Venture Program (\$351,859):

The Royal Bank of Canada, 351,859.

\*To adjust Tourism Redevelopment Incentive Program - Transfer Payment recorded as loan in 1993-94 Public Accounts under Ministry of Culture, Tourism and Recreation.



## MINISTRY OF ECONOMIC DEVELOPMENT, TRADE AND TOURISM — Continued

Guarantees Honoured—Tourism Redevelopment Incentive Program (\$1,886,297):

Payment to Ontario Development Corporation to administer Tourism Redevelopment Incentive Program, Bank of Montreal, 1,230,888; National Bank of Montreal, 594,595; Accounts under \$120,000—60,814.

Strategic Investments—Interest Incentives, (\$1,178,105):

Payment to Ontario Development Corporation to administer Strategic Investments - Interest Incentives, 1,178,105.

Sector Partnership Fund—Ontario Winery Adjustment Program —Repayable Grants (\$307,000):

Payment to Ontario Development Corporation to administer Ontario Winery Adjustment Program grant to: Wine Council of Ontario, 307,000.

Trade Expansion Fund—Repayable Grants (\$136,866):

Accounts under \$120,000—136,866.

Ontario Development Corporation (\$13,956,737):

Guarantees Honoured —Manufacturing Recovery Program, 1,063,581; Guarantees Honoured —New Ventures, 9,060,950; Guarantees Honoured —Youth Ventures, 815,359; Guarantees Honoured —Other —Direct, 3,016,847.

Eastern Ontario Development Corporation (\$1,550):

Guarantees Honoured —Other —Direct, 1,550.

Loans and Investments (\$3,745,405):

Strategic Investments Loans (\$4,176,574)

Payments to Ontario Development Corporation to administer Strategic Investment loans to: Sammi Atlas Inc. 4,176,574.

Ontario Tourism Loan Program (431,169).\*

Total Other Payments ..... 196,622,357

Statutory (\$19,462,801)

Minister's Salary (\$32,997)

Hon. W. Saunderson ..... April 1, 1996 to March 31, 1997 ..... 32,997

Parliamentary Assistants' Salary (\$22,310)

J. Grimmett ..... April, 1, 1996 to March 31, 1997 ..... 11,155

J. Spina ..... April, 1, 1996 to March, 31, 1997 ..... 11,155

Ontario Development Corporation (\$13,771,873)

Loan Program ..... 108,079

Losses on Loans—Agency ..... 9,806,303\*\*

Losses on Loans—Direct ..... 3,422,685

Losses on Loans—Manufacturing Recovery Program ..... 434,806

To adjust Tourism Redevelopment Incentive Program - Transfer Payment recorded as loan in 1993-94 Public Accounts under Ministry of Culture, Tourism and Recreation.

\*A late adjustment of \$4.5 million was made to ministry PSAAB expenses, per Volume 0, to reduce Losses on Loans-Agency to the amount approved by Order In Council (\$5,306,303). This late adjustment is not reflected above.

## MINISTRY OF ECONOMIC DEVELOPMENT, TRADE AND TOURISM — Concluded

## Northern Ontario Development Corporation (\$2,876,237)

Loan Program .....	358,800
Losses on Loans—Agency .....	906,290
Losses on Loans—Direct .....	1,611,147

## Eastern Ontario Development Corporation (\$2,759,384)

Loan Program .....	112,200
Losses on Loans—Agency .....	664,147
Losses on Loans—Direct .....	1,983,037

## Summary of Expenditure

## Voted

Salaries and Wages .....	39,930,950
Employee Benefits .....	9,372,922
Travelling Expenses .....	1,822,516
Other Payments .....	196,622,357

247,748,745

Statutory .....	19,462,801
-----------------	------------

Total Expenditure, Ministry of Economic Development, Trade and Tourism .....	\$267,211,546
--	---------------

## MINISTRY OF EDUCATION AND TRAINING

Hon. John Snobelen Minister

## DETAILS OF EXPENDITURE

## Voted

## Salaries and Wages (\$108,269,385)

Temporary Help Services (\$777,404):

Kelly Temporary Services Limited, 142,782; Management Board Secretariat, 191,256; P D Bureau (England), 123,540;  
Accounts under \$50,000—319,826.

Payments to Other Ministries (\$435,639):

Citizenship, 63,110; Community and Social Services, 180,505; Accounts under \$50,000—192,024.

Less: Recoveries from Other Ministries (\$21,115):

Accounts under \$50,000—21,115.

## Employee Benefits (\$20,093,913)

Payments for: Canada Pension Plan, 2,065,607; Dental Plan, 1,315,092; Employer Health Tax, 2,070,968; Employment Insurance, 3,461,763; Group Life Insurance, 243,525; Long Term Income Protection, 1,286,870; Ontario Public Service Employees' Union Pension Fund/Public Service Pension Fund, 1,189,078; Ontario Teachers' Pension Fund, 1,239,552; Supplementary Health and Hospital Plan, 1,566,325.

Other Benefits: Attendance Gratuities, 43,933; Death Benefits, 22,047; Maternity/Parental/Adoption Leave Allowances, 455,177; Severance Pay, 4,646,541; Miscellaneous Benefits, 31,031.

Workers' Compensation Board, 457,808.

Less: Recoveries from Other Ministries (\$1,404):

Accounts under \$50,000—1,404.

## Travelling Expenses (\$3,196,929)

Hon. J. Snobelen, 7,843; T. Skarica, 1,830; T. Young, 1,108; V. Lacey, 288; R. Dicerni, 2,402; E.F. Adam, 10,397; A.E. Anderson, 11,282; R. J. Arseneault, 13,160; P.C. Bak, 15,479; P.S. Bartu, 13,215; D.I. Belchetz, 16,485; A. Bertrand, 10,704; V. Blanchard, 13,332; G.D. Bridgett, 11,105; M.L. Colven, 11,449; R. Day, 10,270; J.M. Dojack, 23,056; G. Douglas, 17,463; J.T. Douglas, 23,860; R.G. Garrett, 18,056; M.J. Germain, 14,433; J. Gibson, 13,488; J.C. Gothard, 16,824; C. Hill, 14,443; S. Hogan, 11,055; A.C. Hogard, 16,917; G. Hurtubise, 17,460; J. Kells, 10,425; V.M. Kovacs, 11,134; P. Laing, 13,612; C. Landry, 10,723; B. Lavallee, 15,366; G. Lee, 14,215; C.L. Lindeman, 12,367; C. Locatelli, 12,251; F.R. Long, 11,691; P.A. McCormick, 11,060; D.P. McLeod, 10,906; M.M. Mellas, 10,572; G.H. Menard, 10,282; S.J. Meurer, 38,195; J. Morris, 14,412; L.M. Page, 14,195; R. Pearce, 13,761; C. Pleizier, 12,934; M. Poirier, 24,286; P. Provini, 12,933; T. Pucci, 10,570; K. Reynolds, 11,331; J. Robertson, 10,272; M. Robineau, 25,460; F.N. Roussy, 12,667; L. Roy, 10,322; C.B. Searle, 19,088; R.S. Slaght, 11,504; J.A. Smith, 20,501; S.F. Smith, 25,221; J.P. Tanguay, 13,219; F. Taylor, 12,454; D.D. Taylor, 12,731; L. Tregonning, 23,988; E.C. Tully, 20,839; D. Vanderbossche, 20,448; N.G. Vinette, 18,674; C. Wales, 11,801; C. Wareham, 12,765; P. Warren-Chaplin, 11,780; K. Waterhouse, 11,082; H. Zisser, 10,297; M. Zoccole, 21,239; Accounts under \$10,000—2,215,952.



## MINISTRY OF EDUCATION AND TRAINING — Continued

## Other Payments (\$7,486,552,795)

Materials, Supplies, etc. (\$54,398,402):

A-1 Courier Service Incorporated, 67,652; Abco Office Installations, 104,340; Aiiim Group of Companies, 358,114; Algonquin College of Applied Arts and Technology, 105,800; Anne E. Toth, 54,406; Arc Applied Research Consultants, 69,162; Arthur-Jones Inc., 86,937; Automated Office Systems Incorporated, 52,260;

Bayweb, 53,956; Beaver Foods Limited, 198,435; Bell Canada, 329,037; Belleville Utilities Commission, 266,951; Bloorview MacMillan Centre, 68,617; Board of Government Exhibit Place, 178,125; Brantford, City of, P.U.C., 209,181; Burns International Security Services, 99,903;

Canada Catering Company Limited, 266,204; Canada Post Corporation, 552,312; Canadian National Institute for the Blind, 186,162; Canadian Printing Resources, 83,953; Carleton Board of Education, 161,528; Cassels Brock and Blackwell, 75,009; Centra Gas, 237,931; Centre de Leadership en Éducation, 56,500; Centre franco-ontarien de ressources pédagogiques, 573,769; Charles Chan, 50,000; Cheneliere/McGraw-Hill, 343,224; Chris Ward and Associates Incorporated, 252,051; La Cité collégiale, 71,668; Clarion Essex Park Hotel, 92,960; Computer Partners International Corporation, 59,964; Conestoga College of Applied Arts and Technology, 65,000; Conference Board of Canada, 60,982; Conseil des écoles françaises, 74,402; Consumers Gas, 50,803; Coopers and Lybrand Consulting, 97,060; Core II Security Incorporated, 95,717;

Daedalian Systems Group Incorporated, 218,822; Dale Intermediaries Limited, 66,860; David Smith, 50,973; Del/Charters Litho Incorporated, 105,074; Delta Chelsea Inn, 229,557; Didier Fiszal Dessinateur Graphiste Incorporated, 56,355; Digicom Printing Incorporated, 86,385; Digital Equipment of Canada Limited, 85,301; Dufferin-Peel Roman Catholic Separate School Board, 126,511; Durham Board of Education, 259,503; Durham Region Roman Catholic Separate School Board, 121,454;

East York Board of Education, 80,081; Educational Consulting Services, 98,325; Ekos Research Associates Incorporated, 55,564; Elgin County Board of Education, 60,319; Elgin County Roman Catholic Separate School Board, 73,276; Empire Maintenance Industries, 212,802; Enterprise Canada, 1,028,686; Estonian Translation and Legislative Support Centre, 112,302;

Federation of Women Teachers Associations of Ontario, 177,636;

General Electric Capital Canada Incorporated, 341,616; Genest Murray Desbrisay Lamek, 56,941; George Brown College of Applied Arts and Technology, 140,433; Georgian College of Applied Arts and Technology, 70,000; Grand and Toy, 275,176; Grant's Mailing Services Incorporated, 80,278; Guerin Editeur Ltée., 160,015;

Halton Board of Education, 403,992; Hamilton-Wentworth Roman Catholic Separate School Board, 92,825; Human Resources Development Canada, 182,695; Humber College of Applied Arts and Technology, 94,108; Hurley Printing Company Incorporated, 88,255;

IBM Canada Limited, 1,890,933; Infostream Cables and Systems Limited, 557,780; Interglobe Incorporated, 221,074;

Jacques (Coco) Lozier, 73,971; John T. Kalm, 55,609;

KPMG Management Consulting, 62,940; Kodak Canada Incorporated, 56,246;

Lakehead Board of Education, 289,280; Lanark, Leeds and Grenville Roman Catholic Separate School Board, 71,855; Lancaster Datamark Inc., 62,842; London and Middlesex County Roman Catholic Separate School Board, 286,050; London Board of Education, 281,031; London Floor Service Limited, 230,174; London Hydro, 149,859; Loyalist College of Applied Arts and Technology, 63,524; Lucent Technologies Canada Incorporated, 76,861;

MFP Technology Services Limited, 2,195,847; Maracle Press Limited, 107,969; Marguerite Senecal, 102,168; McCaustlin

## MINISTRY OF EDUCATION AND TRAINING — Continued

Installation Incorporated, 66,689; McLaren Press Limited, 64,735; Media Buying Services, 820,884; Media X, 131,302; Peeter Mehisto, 69,194; Metro Action Committee on Public Violence, 105,359; Metropol Security, 117,773; Metropolitan Toronto Separate School Board, 358,317; Miller Thomson, 85,327; Milton Hydro-Electric Commission, 372,454; Ministries: Attorney General, 1,222,308; Finance, 197,154; Management Board Secretariat, 9,933,193; Mohawk College of Applied Arts and Technology, 135,956; Moore Business Forms, 65,696; Ellen Murphy, 70,424;

National Computer Systems, 1,900,097; Neil Graham, 61,389; Niagara College of Applied Arts and Technology, 90,000; Niagara South Board of Education, 90,800; Nipissing District Roman Catholic Separate School Board, 210,034; North Shore Board of Education, 71,966; North York Board of Education, 165,246; Northumberland Clarington Board of Education, 86,905; Novell, 182,569;

Ottawa Hydro, 58,173; Ottawa-Carleton French Language Catholic School Board, 81,101; Ottawa-Carleton French Language Public School Board, 189,660; Oxford County Board of Education, 81,495; Oxford County Roman Catholic Separate School Board, 70,655;

Pearson and Associates Incorporated, 93,414; Peel Board of Education, 280,617; People's Computers Incorporated, 56,912; Pitney Bowes, 107,815; Postage By Phone, 50,000; Postal Promotions, 155,400; Praxis, A Social Planning Company, 285,002; Prescott and Russell County Board of Education, 412,875; Price Waterhouse, 89,212; Printing Corporation Incorporated, 50,004; Printland Plus, 51,870; Prior Data Sciences Limited, 200,000; Pronto Reproductions, 204,749; Purolator Courier Limited, 143,130;

RMRS Systems Limited, 330,400; Rod Thompson Graphics, 55,894;

Scarborough Board of Education, 89,271; Seneca College of Applied Arts and Technology, 50,020; Serca Hickeson Food Services Incorporated, 64,572; Simcoe County Board of Education, 201,367; Simcoe County Roman Catholic Separate School Board, 131,870; Sir Sandford Fleming College of Applied Arts and Technology, 109,016; Softchoice Corporation, 106,559; Southport Data Systems, 210,033; Sudbury Board of Education, 161,627;

Tenet Computer Group Incorporated, 615,665; Thomas Crnich and Partners, 359,124; Thorn Press Limited, 71,362; Thunder Bay, City of, 147,419; Toronto Board of Education, 224,136; Toronto Colony Hotel, 362,427; Toshiba of Canada Limited, 216,275; Transworld Paper Limited, 155,362;

Union Gas Limited, 462,205; University of Ottawa, 277,683; University of Toronto, 270,007; University of Western Ontario, 141,351;

V and A Properties Limited, 64,671;

Wackenhut of Canada Limited, 82,371; Waterloo County Board of Education, 137,887; Waterloo County Roman Catholic Separate School Board, 87,734;

Xerox Canada Limited, 524,409;

York Region Roman Catholic Separate School Board, 115,262; York University, 57,486; Accounts under \$50,000—17,007,726.

Less: Recoveries from Other Ministries /Agencies(\$5,768,854):

Office Responsible for Women's Issues, 96,140; Windsor Board of Education, 5,600,000; Accounts under \$50,000—72,714.

Grants, Subsidies, etc. (\$7,432,154,393):

Aboriginal Education Council(\$324,500):

Accounts under \$120,000—324,500.



## MINISTRY OF EDUCATION AND TRAINING — Continued

Economic Development Fund(\$850,000):

Queen's University, 850,000.

Less: Recoveries from Other Ministries(\$850,000):

Economic Development and Trade, 850,000.

Grants in Lieu of Municipal Taxation, 63,000.

Miscellaneous Grants, 249,145.

Named Grants (\$1,987,273):

Canadian Education Association, 152,400; Centre franco-ontarien de ressources pédagogiques, 1,112,500; Council of Ministers of Education Canada, 540,773, Society for Educational Visits and Exchanges in Canada, 128,700; Accounts under \$120,000—52,900.

Official Languages Program (\$3,000,949):

Conseil des écoles françaises de Toronto, 161,000; Society for Educational Visits and Exchanges in Canada, 374,027; TV Ontario, 2,334,680; Accounts under \$120,000—131,243.

Ontario Educational Leadership Centre, 339,900.

Ontario Training and Adjustment Board, 78,140,370.

Ontario Young Travellers' Program (\$329,500):

Accounts under \$120,000—329,500.

University Research Incentive Fund (\$752,167):

University of Guelph, 179,413; University of Toronto, 129,062; Accounts under \$120,000—443,692.

Less: Recoveries from Other Ministries(\$752,167):

Economic Development and Trade, 752,167.

Canada/Ontario Infrastructure Works(\$72,045,945):

Public and Secondary Schools-Boards of Education (\$33,519,151):

Brant County, 176,822; Bruce County, 700,112; Carleton, 2,742,561; Dryden, 121,546; Durham, 2,612,968; Essex County, 483,661; Grey County, 250,355; Haldimand, 342,005; Halton, 690,826; Hastings County, 683,997; Huron County, 376,831; Kent County, 337,673; Lake Superior, 182,118; Lakehead, 1,128,129; Lambton County, 585,490; Lanark County, 307,557; Lincoln County, 1,023,302; Metropolitan Toronto, 10,101,171; Muskoka, 247,187; Niagara South, 168,344; Nipissing, 442,277; Norfolk, 284,778; Ottawa-Carleton French Language Public, 290,876; Oxford County, 707,720; Peel, 426,910; Perth County, 293,599; Renfrew County, 209,361; Sault Ste. Marie, 381,935; Simcoe County, 837,982; Sudbury, 1,019,117; Waterloo County, 1,166,295; Wellington County, 313,465; Windsor, 1,071,108; York Region, 1,946,462; Accounts under \$120,000—864,611.

Separate Schools-Roman Catholic Separate School Boards (\$18,350,738):

Brant County, 302,122; Carleton, 1,237,748; Dufferin-Peel, 3,792,388; Durham Region, 634,105; Essex County, 827,608; Frontenac-Lennox and Addington County, 356,666; Halton, 563,230; Hamilton-Wentworth, 167,023; Huron-Perth County, 350,031; Kirkland Lake-Timiskaming District, 293,020; Lincoln County, 157,108; London and Middlesex County, 1,162,283; Metropolitan Toronto Separate, 4,875,773; Ottawa, 145,721; Ottawa-Carleton French Language Catholic, 142,142; Prescott and Russell French Language, 628,730; Renfrew County, 511,784; Sudbury District, 326,943; Welland County, 422,487; Windsor, 136,430; York Region, 787,102; Accounts under \$120,000—530,294.



## MINISTRY OF EDUCATION AND TRAINING — Continued

## Grants to Colleges of Applied Arts and Technology for Capital Projects (\$6,667,791):

Algonquin, 129,411; Cambrian, 263,248; Canadore, 176,743; Centennial, 370,115; George Brown, 1,227,600; Lambton, 355,670; Loyalist, 412,540; Niagara, 299,409; Ontario College of Art, 277,276; St. Clair, 478,762; St. Lawrence, 409,713; Seneca, 672,236; Sheridan, 1,111,100; Sir Sandford Fleming, 262,542; Accounts under \$120,000—221,426.

## Grants to Universities and Related Organizations for Capital Projects (\$13,508,265):

Carleton, 863,532; Guelph, 521,054; Laurentian, 344,416; McMaster, 1,468,594; Ottawa, 2,504,350; Queen's, 1,845,774; Ryerson Polytechnic, 493,054; Toronto, 1,236,534; Trent, 122,524; Waterloo, 393,758; Western Ontario, 1,481,080; Wilfrid Laurier, 453,314; Windsor, 411,944; York, 1,285,633; Accounts under \$120,000—82,704.

## Capital Grants (\$140,458,412):

## Public and Secondary Schools-Boards of Education(\$51,748,531):

Brant County, 344,815; Bruce County, 361,997; Carleton, 468,499; Cochrane-Iroquois Falls Black River Matheson, 129,809; Dryden, 219,850; Dufferin County, 231,894; Durham, 2,181,583; East Parry Sound, 167,500; Elgin County, 350,316; Essex County, 465,068; Fort Frances-Rainy River, 485,521; Frontenac County, 477,837; Grey County, 248,163; Haldimand, 416,701; Halton, 1,206,161; Hamilton, 1,914,246; Hastings County, 500,622; Huron County, 262,407; Kapuskasing, 149,182; Kent County, 462,089; Lakehead, 597,256; Lambton County, 508,016; Leeds and Grenville, 380,791; Lennox and Addington County, 228,191; Lincoln County, 639,578; London, 1,129,533; Manitoulin, 120,571; Metropolitan Toronto, 1,276,048; Middlesex County, 579,012; Muskoka, 162,767; Niagara South, 688,290; Nipissing, 395,442; Norfolk, 285,486; North Shore, 179,122; Northumberland Clarington, 3,924,353; Ottawa-Carleton French Language Public, 2,141,625; Oxford County, 406,698; Peel, 1,975,470; Perth County, 677,553; Peterborough County, 432,914; Prescott and Russell County, 169,507; Prince Edward County, 149,812; Sault Ste. Marie, 390,336; Simcoe County, 4,425,792; Stormont-Dundas and Glengarry County, 382,742; Sudbury, 623,397; Timiskaming, 145,661; Timmins, 149,035; Victoria County, 288,544; Waterloo County, 4,666,945; Wellington County, 544,988; Wentworth County, 6,139,183; Windsor, 567,977; York Region, 5,250,307; Accounts under \$120,000—81,329.

## Separate Schools-Roman Catholic Separate School Boards (\$45,010,212):

Brant County, 159,858; Bruce-Grey County, 137,057; Carleton, 324,561; Dufferin-Peel, 10,844,840; Durham Region, 1,372,967; Essex County, 399,085; Frontenac-Lennox and Addington County, 1,222,431; Halton, 132,298; Hastings-Prince Edward County, 161,279; Huron-Perth County, 125,628; Kapuskasing District, 142,781; Kent County, 194,564; Kirkland Lake-Timiskaming District, 164,119; Lakehead District, 396,007; Lambton County, 572,440; Lanark, Leeds and Grenville, 132,181; Lincoln County, 536,237; London and Middlesex County, 419,491; Metropolitan Toronto, 1,495,744; Nipissing District, 289,546; Ottawa, 232,586; Ottawa-Carleton French Language Catholic, 2,320,672; Oxford County, 5,924,165; Peterborough-Victoria-Northumberland-Clarington, 411,934; Prescott and Russell County, 1,609,942; Prescott and Russell French Language, 340,114; Renfrew County, 213,767; Sault Ste. Marie District, 403,820; Simcoe County, 365,613; Stormont-Dundas and Glengarry County, 346,155; Sudbury District, 558,802; Timmins District, 1,097,563; Waterloo County, 2,350,598; Welland County, 2,147,365; Wellington County, 339,478; Windsor, 2,247,014; York Region, 4,681,327; Accounts under \$120,000—196,183.

## Grants to Colleges of Applied Arts and Technology (\$20,126,769):

Algonquin, 505,600; Cambrian, 234,000; Canadore, 207,400; Centennial, 382,500; La Cité collégiale, 3,158,169; Boreal, 8,657,700; Conestoga, 279,700; Confederation, 244,800; Durham, 228,000; Fanshawe, 425,200; George Brown, 522,400; Georgian, 291,600; Humber, 505,300; Lambton, 173,000; Loyalist, 200,200; Mohawk, 452,700; Niagara, 999,700; Northern, 162,000; St. Clair, 308,800; St. Lawrence, 303,300; Sault, 220,300; Seneca, 807,900; Sheridan, 420,100; Sir Sandford Fleming, 282,500; Accounts under \$120,000—153,900.

## MINISTRY OF EDUCATION AND TRAINING — Continued

## Grants to Universities (\$23,572,900):

Brock, 367,500; Carleton, 838,800; Guelph, 1,035,300; Lakehead, 534,100; Laurentian, 310,700; McMaster, 1,756,000; Nipissing, 1,804,700; Ottawa, 1,166,900; Queen's, 6,014,000; Ryerson Polytechnic, 676,800; Toronto, 2,796,600; Trent, 1,215,100; Waterloo, 1,053,600; Western Ontario, 1,440,400; Wilfrid Laurier, 355,200; Windsor, 648,500; York, 1,408,700; Accounts under \$120,000—150,000.

## Grants to Colleges of Applied Arts and Technology to Compensate for Municipal Taxation (\$9,886,331):

Algonquin, 718,050; Boréal, 99,000; Cambrian, 275,325; Canadore, 235,950; Centennial, 663,375; La Cité collégiale, 258,225; Conestoga, 294,000; Confederation, 233,325; Durham, 302,625; Fanshawe, 602,250; George Brown, 579,150; Georgian, 391,350; Humber, 857,325; Lambton, 187,500; Loyalist, 234,150; Mohawk, 612,300; Niagara, 337,125; Northern, 107,475; St. Clair, 402,300; St. Lawrence, 343,050; Sault, 201,300; Seneca, 825,600; Sheridan, 757,275; Sir Sandford Fleming, 366,656; Accounts under \$120,000—1,650.

## Grants to Colleges of Applied Arts and Technology and Other Organizations for Operating Costs (\$695,304,600):

Algonquin, 48,429,451; Cambrian, 22,464,165; Canadore, 18,113,968; Centennial, 37,383,103; La Cité collégiale, 17,461,386; College Boréal, 14,238,190; College Des Grandes Lacs, 5,938,276; Conestoga, 22,065,905; Confederation, 25,794,114; Durham, 17,178,670; Fanshawe, 39,617,262; George Brown, 46,950,731; Georgian, 25,745,496; Humber, 57,465,694; Lambton, 11,782,708; Loyalist, 15,214,714; Mohawk, 40,962,128; Niagara, 21,406,105; Northern, 12,887,129; Ryerson Polytechnic University, 415,000; St. Clair, 25,693,796; St. Lawrence, 24,263,777; Sault, 17,668,175; Seneca, 56,298,865; Sheridan, 43,388,643; Sir Sandford Fleming, 25,765,577; Workers' Compensation Board, 140,911; Accounts under \$120,000—570,661.

## Education Programs-Other (\$48,865,762):

## Public and Secondary Schools-Boards of Education/Other (\$34,865,745):

C.C.T. Software Plus, 1,978,000; Canadian Copyright Licensing Agency, 2,000,000; Carleton, 1,003,758; Confederation College of Applied Arts and Technology, 450,000; Digital Frog International Inc., 205,700; Dolfin Developments Limited, 121,500; Elgin County, 498,975; Essex County, 197,127; Etobicoke, 721,850; Frontenac County, 179,252; General Distribution Services, 560,945; Giant Steps Toronto, 138,500; Grey County, 179,964; Haldimand, 1,212,351; Hamilton, 877,452; Hastings County, 533,029; Hearst, 230,282; Hugh Macmillan Centre, 326,900; Huron County, 501,543; Industry Canada, 125,000; Kent County, 278,965; The Knowledge Tree, 240,000; Lakehead, 543,791; Lambton County, 461,256; Leeds and Grenville, 420,934; London, 1,400,814; Metropolitan Toronto, 1,050,000; Michipicoten, 332,551; Middlesex County, 144,260; Ministry of Community and Social Services, 780,000; Nakina District, 170,523; Nectar Foundation, 305,000; Niagara South, 185,397; Nipissing, 176,366; North Shore, 362,551; North York, 120,006; Northumberland Clarington, 2,235,927; Ontario Public School Boards Association, 350,000; Ontario Teachers' Federation, 1,200,000; Ottawa, 398,716; Ottawa-Carleton French Language Public, 646,029; Peel, 211,700; Quebecor Dil Multimedia Inc., 202,590; Queen's University, 135,000; Sault Ste. Marie, 744,035; Scarborough, 189,874; Simcoe County, 347,736; Stormont-Dundas and Glengarry County, 1,132,535; Sudbury, 583,744; TV Ontario, 264,534; Timmins, 139,236; University of Toronto, 851,930; Waterloo County, 516,831; Wellington County, 184,930; Windsor, 1,137,525; Workers' Compensation Board, 477,640; York Region, 457,584; Account under \$120,000.00—3,443,108.

## Less: Recoveries from Other Ministries/Agencies(\$1,802,053):

Citizenship, 161,740; Management Board of Cabinet, 274,343; Office Responsible for Women's Issues, 1,365,970.

## Separate Schools-Roman Catholic Separate School Boards (\$15,802,070):

Carleton, 186,173; Dufferin-Peel, 1,379,229; Durham Region, 276,452; Essex County, 689,240; Geraldton District, 272,591; Halton, 555,508; Hamilton-Wentworth, 591,842; Huron-Perth County, 604,383; Ignace, 183,462; Kent County, 212,243; Kirkland Lake-Timiskaming, 166,782; Lakehead District, 189,640; Lambton County, 128,660; London and Middlesex County, 285,644; Metropolitan Toronto, 1,232,844; Nipissing District, 1,686,698; North of Superior District, 325,678; North Shore District, 375,702; Ottawa, 158,632; Ottawa-Carleton French Language Catholic, 1,837,661; Prescott and Russell County, 412,224; Renfrew



## MINISTRY OF EDUCATION AND TRAINING — Continued

County, 295,369; Sault Ste. Marie, 159,553; Simcoe County, 235,938; Sudbury District, 897,724; Timmins District, 660,078; Welland County, 528,491; Wellington County, 464,185; Windsor, 316,884; Accounts under \$120,000— 492,560.

## General Legislative Grants (\$4,218,965,317):

## Public and Secondary Schools(\$2,463,143,370):

## Boards of Education (\$2,232,353,522):

Atikokan, 3,482,045; Brant County, 39,522,403; Bruce County, 29,751,999; Carleton, 105,815,885; Central Algoma, 9,952,574; Chapleau, 2,706,287; Cochrane-Iroquois Falls Black River Matheson, 9,482,504; Dryden, 13,513,590; Dufferin County, 23,469,792; Durham, 130,361,176; East Parry Sound, 14,691,562; Elgin County, 35,653,457; Espanola, 6,227,789; Essex, 42,231,788; Essex County Children's Rehabilitation, 615,200; Fort Frances-Rainy River, 11,473,254; Frontenac County, 44,950,391; Frontenac-Lennox and Addington County, 1,005,700; Geraldton, 4,454,292; Grey County, 36,642,186; Haldimand, 18,358,575; Haliburton County, 1,847,323; Halton, 39,499,013; Hamilton, 76,501,011; Hastings County, 46,900,588; Hearst, 1,480,141; Hornepayne, 1,672,875; Huron County, 27,786,072; Kapuskasing, 3,467,541; Kenora, 8,495,772; Kent County, 36,047,799; Kirkland Lake, 7,488,276; Lake Superior, 9,278,727; Lakehead, 40,163,802; Lambton County, 39,206,774; Lanark County, 28,301,396; Leeds and Grenville, 31,683,794; Lennox and Addington County, 21,796,186; Lincoln County, 50,818,864; London, 94,555,844; London and Middlesex County, 2,513,500; Manitoulin, 4,604,958; Michipicoten, 3,788,500; Middlesex County, 30,737,116; Muskoka, 5,860,716; Niagara Peninsula Crippled Children, 1,162,800; Niagara South, 56,476,631; Nipigon-Red Rock, 3,314,409; Nipissing, 32,831,215; Norfolk, 26,889,758; North Shore, 16,182,858; Northumberland Clarington, 63,183,362; Ontario Crippled Children's Centre, 1,621,400; Ottawa Children's Treatment Centre, 705,600; Ottawa-Carleton French Language Public, 26,557,507; Oxford County, 33,455,554; Peel, 75,737,345; Perth County, 25,254,151; Peterborough County, 31,831,531; Peterborough-Victoria-Northumberland-Newcastle, 6,564,075; Prescott and Russell County, 18,930,854; Prince Edward County, 10,492,726; Red Lake, 5,480,742; Renfrew County, 35,271,681; Sault Ste. Marie, 31,790,148; Simcoe County, 96,663,218; Simcoe Hall Children's School, 287,900; Stormont Dundas and Glengarry County, 40,866,446; Sudbury, 57,425,813; Timiskaming, 12,188,382; Timmins, 17,860,576; Victoria County, 27,492,656; Waterloo County, 120,282,665; Waterloo North Children's, 666,850; Wellington County, 48,550,990; Wentworth County, 38,375,944; West Parry Sound, 3,618,026; Windsor, 40,867,772; York Region, 24,572,219; Accounts under \$120,000—40,681.

## District School Area (D.S.A.) Boards (\$230,789,848):

Airy and Sabine, 147,164; Asquith-Garvey, 473,299; Caramat, 514,000; Chapleau, 1,911,590; Collins, 246,700; Connell and Ponsford, 913,237; Dryden, 3,013,408; Foleyet, 472,388; Geraldton, 2,318,098; Gogama, 280,234; Hearst, 7,905,672; Kapuskasing, 13,591,895; Kashabowie, 56,800; Kenora, 5,187,580; Kilkenny, 20,400; Lakehead, 32,634,901; Michipicoten, 1,993,822; Mine Centre, 144,099; Missarenda, 288,179; Moose Factory Island, 1,504,062; Moosonee, 2,442,814; Murchison and Lyell, 239,709; Nakina, 693,600; Nipissing, 37,397,118; North Shore, 9,390,626; Northern, 1,211,624; Sault Ste. Marie, 5,960,472; Slate Falls, 332,100; Sturgeon Lake, 72,900; Sudbury, 75,029,160; Summer Beaver, 718,818; Timmins, 23,205,827; Upsala School, 477,552.

James Bay Lowlands Secondary School, 2,904,531.

Penetanguishene Protestant Separate School Board, 863,424.

## Separate School-Roman Catholic Separate Boards(\$1,752,053,992):

Atikokan, 1,537,700; Brant County, 20,294,668; Bruce-Grey County, 18,792,254; Cardiff-Bicroft, 173,980; Carleton, 87,113,390; Cochrane-Iroquois Falls Black River Matheson, 9,713,125; Dubreuilville, 1,018,585; Dufferin-Peel, 207,152,585; Durham Region, 80,609,680; Elgin County, 9,726,840; Essex County, 56,340,747; Foleyet, 541,121; Fort Frances-Rainy River, 2,722,153; Frontenac-Lennox and Addington County, 26,597,137; Gogama, 679,169; Haldimand-Norfolk, 14,279,685; Halton, 57,186,706; Hamilton-Wentworth, 80,099,450; Hastings-Prince



## MINISTRY OF EDUCATION AND TRAINING — Continued

Edward County, 20,547,662; Hornepayne, 931,017; Huron-Perth County, 18,645,904; Ignace, 644,499; Kent County, 30,521,033; Kirkland Lake-Timiskaming, 18,558,888; Lambton County, 29,644,856; Lanark, Leeds and Grenville, 25,177,038; Lincoln County, 35,103,736; London and Middlesex County, 56,071,922; Metropolitan Separate, 208,563,681; Moosonee, 1,665,721; North of Superior, 4,414,597; Ottawa, 25,242,531; Ottawa-Carleton French Language Catholic, 46,587,456; Oxford County, 11,836,251; Parry Sound, 660,975; Peterborough-Victoria-Northumberland- Newcastle, 40,168,083; Prescott and Russell County, 7,787,508; Prescott and Russell French Language, 44,521,083; Red Lake Combined, 1,080,085; Renfrew County, 26,169,270; Sault Ste. Marie, 19,788,475; Simcoe County, 59,288,142; Stormont Dundas and Glengarry, 46,386,361; Waterloo County, 76,613,975; Welland County, 47,202,435; Wellington County, 22,817,245; Windsor, 43,812,373; York Region, 107,022,215.

## Training Subsidies (12,520,870):

Apotex, 187,447; Bertrand Faure Ltd., 155,429; Camco Inc., 246,368; Canadian Arab Federation, 171,903; Community Opportunities Development Association, 156,638; De Havilland Inc., 315,000; Fenwick Automotive Products Ltd., 323,963; Garden River Development, 157,000; General Motors of Canada, 184,733; Global Upholstery Company Inc., 570,225; Globe Graphic Communications, 140,528; Regional Municipality of Haldimand-Norfolk, 377,194; Regional Municipality of Halton, 173,501; Jager Strandboard Ltd., 134,000; Kriska Holdings Ltd., 213,348; Lear Seating Canada Ltd., 584,260; Long Lake Forest Products Inc., 144,000; MGI Packers Inc., 130,778; Maple Leaf Foods Inc., 266,651; Masland Carpets of Canada Ltd., 384,616; Mead Packaging Canada Ltd., 142,508; Nabisco Brands Ltd., 302,000; National Grocers Co. Ltd., 317,783; National Steel Car Ltd., 369,440; Regional Municipality of York, 268,067; Regional Municipality of Haldimand-Norfolk, 377,194; St. Clair College of Applied Arts and Technology, 143,219; Teknion Furniture Systems, 126,334; Unemployment Help Centre of Windsor, 156,599; Young Men's Christian Association, 149,495; 1022522 and 1070731 Ontario Inc., 171,439, Accounts under 120,000—5,356,404.

## Grants to Universities and Related Organizations to Compensate for Municipal Taxation (\$17,062,350):

Brock, 561,000; Carleton, 1,120,575; Guelph, 887,250; Lakehead, 429,450; Laurentian, 390,450; McMaster, 1,030,350; Ottawa, 1,247,850; Queen's, 990,525; Ryerson Polytechnic, 793,725; Toronto, 2,753,625; Trent, 299,700; Waterloo, 1,276,575; Western, 1,641,825; Wilfrid Laurier, 412,275; Windsor, 800,850; York, 2,091,750; Accounts under \$120,000—334,575.

## Grants for Universities and Related Organizations Operating Costs (\$1,550,721,800):

Algoma University College, 2,650,380; Brock University, 1,604,301; Carleton University, 7,533,592; Council of Ontario University, 33,711,386; Dominican University, 75,882,867; Fields Institute for Research in Mathematical Science, 735,000; University of Guelph, 140,425; Collège Universitaire de Hearst, 1,000,000; Institute for Advanced Research, 88,695,536; Lakehead University, 1,250,000; Laurentian University, 27,069,521; McMaster University, 37,645,426; Nipissing University, 98,773,294; Ontario College of Arts and Design, 4,735,236; Ontario Institute for Studies in Education, 134,909,684; University of Ottawa, 7,525,894; Quebec Government, 20,200,800; Queen's University, 568,938; Royal Trust Corporation of Canada, 107,751,673; Ryerson Polytechnic University, 67,950,732; Sault College, 122,400; University of Toronto, 324,299,901; Trent University, 19,843,976; University of Waterloo, 109,192,072; University of Western Ontario, 138,744,122; Wilfrid Laurier University, 30,403,012; University of Windsor, 56,068,402; York University, 151,634,504; Accounts under \$120,000—78,726.

## Workplace Preparation (\$149,612,990):

Accessible Community Counselling and Employment Services for New Canadians, 199,052; Algonquin College of Applied Arts and Technology, 5,017,612; Cambrian College of Applied Arts and Technology, 2,235,000; Canadian Hearing Society, 131,707; Canadore College of Applied Arts and Technology, 1,076,985; Carleton Roman Catholic Separate School Board, 170,000; Centennial College of Applied Arts and Technology, 2,300,004; Centre Alpha "J'Aime Apprendre Inc.", 146,465; Centre D'Alphabetisation de Prescott, 152,766; Centre de Consultation Pour L'Embauche Des Jeunes, 370,707; Centre de Service A L'Emploi de Prescott-Russell, 511,619; Centre for Advancement Work and Living Youth Employment, 389,543; Citizen Action Group, 151,784; Collège Boréal, 2,974,679; Collège Des Grandes Lacs, 783,461; Community

## MINISTRY OF EDUCATION AND TRAINING — Continued

Opportunities Development Association, 174,019; Community Outreach Programs of Elgin, 135,434; Conestoga College of Applied Arts and Technology, 2,537,367; Confederation College of Applied Arts and Technology, 3,623,292; Conseil D'Alphabetisation-Toronto Inc. (Alpha-Toronto), 155,600; Costi-Iias Immigrant Services, 1,644,438; Durham Board of Education, 170,000; Durham College of Applied Arts and Technology, 2,042,467; Durham Region Unemployed Help Centre, 142,313; Durham Region, John Howard Society of, 661,930; Employment and Education Resource Centre of Cornwall and District, Inc., 1,176,432; Fanshawe College of Applied Arts and Technology, 2,440,881; Frontenac County Board of Education, 193,200; George Brown College of Applied Arts and Technology, 3,499,016; Georgian College of Applied Arts and Technology, 4,175,506; Halton Board of Education, 157,263; Hamilton Board of Education, 177,341; Hamilton Youth Employment Centre, 666,661; Hamilton-Wentworth R.C.S.S.B., 277,095; Hamilton, Worker Education Centre of, 140,694; Hamilton/Burlington, Y.M.C.A. of, 662,832; Humber College of Applied Arts and Technology, 2,006,352; Kingston Youth Employment Service, 841,646; La Cité collégiale, 2,144,672; La Magie Des Lettres Inc., 413,244; Lakehead Board of Education, 279,930; Lakehead University, 224,057; Lambton College of Applied Arts and Technology, 1,397,872; Lanark County Board of Education, 126,000; Le Centre D'Alphabétisation moi, J'Apprends Du Comté de Russell, 178,400; Le Centre Franco-Ontarien de Ressources en Alphabétisation, 260,985; Le Regroupement des Groupes Francophones D'Alphabétisation Populaire de l'Ontario, 122,570; Learning Enrichment Foundation, 1,642,659; Leeds and Grenville Board of Education, 164,700; Lennox and Addington, Frontenac, Leeds and Grenville Training Board, 286,450; London Board of Education, 189,525; London Unemployment Help Centre, 197,533; London Youth Opportunities Unlimited, 328,166; Lovesick Lake Native Women's Association, 276,831; Loyalist College of Applied Arts and Technology, 2,412,257; Lutherwood Child and Family Foundation, 203,979; Markdale and District Employment Training Centre, 366,652; Metro Labour Education Centre, 747,735; Metro Toronto Movement for Literacy, 970,668; Metro Toronto Reference Library (Alpha Ontario), 268,475; Metro Toronto, John Howard Society of, 480,858; Metropolitan Toronto Separate School Board, 133,256; Ministries: Agriculture Food and Rural Affairs, 206,950; Citizenship, Culture and Recreation, 430,789; Community and Social Services, 1,875,000; Economic Development, Trade and Tourism, 351,859; Environment and Energy, 2,523,049; Natural Resources, 7,943,068; Northern Development and Mines, 6,386,497; Mohawk College of Applied Arts and Technology, 3,533,600; Niagara College of Applied Arts and Technology, 3,243,805; Niagara Falls Occupation Help Centre, 155,115; Niagara South Board of Education, 159,250; Niagara, John Howard Society of, 436,509; Nipissing District Youth Employment Service Inc., 1,324,893; Northeastern Ontario Network-Neon, 128,084; Northern College of Applied Arts and Technology, 2,500,238; Northern Nishnawbe Education Council, 227,700; Ontario Federation of Labour, 753,726; Ontario Literacy Coalition, 125,464; Ontario Native Literacy Coalition, 122,000; Ontario Training and Adjustment Board, 10,985,318; Operation Springboard Inc., 1,030,264; Ottawa-Carleton Learning Foundation, 130,300; Ottawa, John Howard Society of, 200,803; Ottawa, Youth Services Bureau of, 537,446; Owen Sound Family "Y", 622,494; Parachute Community Employment Centre Inc., 855,223; Parry Sound District Youth Employment Service, 270,193; Peel Adult Learning Network, 501,686; Peel Board of Education, 187,578; Peel Literacy Guild Inc., 255,153; Peel, John Howard Society of, 636,990; Peterborough Employment Planning and Counselling, 411,948; Prince Edward County Board of Education, 125,000; Red Lake Memorial Hospital, 174,477; Renfrew County Board of Education, 270,000; Renfrew County Career Information Centre, 507,148; Sault College of Applied Arts and Technology, 2,155,681; Sault Ste. Marie Board of Education, 185,733; Sault Ste. Marie, Y.M.C.A. of, 156,563; Seneca College of Applied Arts and Technology, 1,923,282; Sheridan College of Applied Arts and Technology, 2,293,628; Simcoe County Board of Education, 194,708; Sir Sandford Fleming College of Applied Arts and Technology, 3,494,562; South Essex Community Council, 367,787; Southwest Centre for Community Program Development, 501,802; Statistics Canada, 1,345,150; Stormont-Dundas and Glengarry County Board, 173,365; St. Catharines Unemployed Help Centre, 149,953; St. Christopher House, 984,283; St. Clair College of Applied Arts and Technology, 3,676,250; St. Lawrence College of Applied Arts and Technology, 3,040,165; St. Stephen's Community House, 966,647; Sudbury District Roman Catholic Separate School Board, 315,153; Sudbury Family Y.M.C.A., 1,743,708; Sudbury Vocational Resource Centre, 227,106; Sudbury, Y.M.C.A. of, 183,353; Thunder Bay Youth Employment Service Inc., 326,487; Tillsonburg and District Multi-Service Centre, 289,342; Toronto Youth Employment Services, 684,708; Toronto, Y.M.C.A. of Greater, 3,049,148; Tropicana Community Services Organization, 765,147; Waterloo County Board of Education, 177,100; Waterloo County Roman Catholic Separate School Board, 170,631; Waterloo, John Howard Society of, 232,742; Wellington County Board of Education, 205,625; Windsor Unemployed Help



## MINISTRY OF EDUCATION AND TRAINING — Continued

Centre, 229,803; Woodgreen Community Centre, 528,876; Workers' Compensation Board, 289,571; Youth Employment Assistant Headquarters, 486,395; Youth Employment Service Account # 984871, 774,484; Youth Habilitation Quinte Inc., 161,800; Accounts under \$120,000—8,901,998.

## Workplace Support (\$64,543,121):

Algonquin College of Applied Arts and Technology, 5,260,276; Alliance of Manufacturing and Exporters Canada, 518,250; Collège Boréal, 369,614; Cambrian College of Applied Arts and Technology, 874,884; Canadian Steel Trade and Employment Congress, 770,000; Canadore College of Applied Arts and Technology, 742,235; Centennial College of Applied Arts and Technology, 5,335,555; La Cité collégiale, 1,857,404; Collège Des Grandes Lacs, 161,339; Conestoga College of Applied Arts and Technology, 3,220,537; Confederation College of Applied Arts and Technology, 1,412,701; Durham College of Applied Arts and Technology, 2,911,755; Fanshawe College of Applied Arts and Technology, 3,586,067; General Motors of Canada Ltd., 155,583; George Brown College of Applied Arts and Technology, 4,115,454; Georgian College of Applied Arts and Technology, 1,887,339; Human Resources Development Canada, 182,695; Humber College for the Telecommunications Learning Institute, 125,000; Humber College of Applied Arts and Technology, 1,620,450; Kemptville College, 129,008; Lambton College of Applied Arts and Technology, 564,938; Levi Strauss and Co. (Canada) Inc., 257,740; Loyalist College of Applied Arts and Technology, 660,666; Matsu Training Trust Fund, 150,000; Mohawk College of Applied Arts and Technology, 5,111,672; Multimatic Inc. Training Trust Fund, 390,000; Niagara College of Applied Arts and Technology, 1,631,615; Northern College of Applied Arts and Technology, 725,572; Ontario Textiles Training Trust Fund, 165,072; Ontario Tourism Education Corporation Training Trust Fund, 685,351; Operating Engineers Training Institute of Ontario, 537,800; Ryerson Polytechnic University, 125,000; St. Clair College of Applied Arts and Technology, 3,691,643; St. Lawrence College of Applied Arts and Technology, 1,296,549; Sault College of Applied Arts and Technology, 1,333,579; Sectoral Skills Council, 1,140,985; Seneca College of Applied Arts and Technology, 1,125,110; Sheridan College of Applied Arts and Technology, 2,248,153; Sir Sandford Fleming College of Applied Arts and Technology, 1,531,771; Skills Canada-Ontario, 231,596; Stackpole Limited Training Trust Fund, 133,333; Stratford Chefs School, 177,324; Vision 2000 Make-Up Art Cosmetics Umbrella Training Trust Fund, 175,000; Accounts Under \$120,000—5,216,506.

## Student Support (\$367,732,258):

Ontario Student Opportunity Trust Fund, 38,896,231; Ontario/Quebec Exchange Fellowship, 68,000; Second Language Programs, 1,063,500; Student Support Program, 327,704,527.

Total Other Payments ..... 7,486,552,795

## Statutory (\$925,664,266)

## Minister's Salary (\$32,997)

Hon. J. Snobelen ..... April 1, 1996 to March 31, 1997 ..... 32,997

## Parliamentary Assistants' Salary (\$22,310)

T. Skarica ..... April 1, 1996 to March 31, 1997 ..... 11,155

T. Young ..... April 1, 1996 to March 31, 1997 ..... 11,155

## Teachers' Pension Fund (\$925,608,959)

Government Contributions, the Teachers' Pension Act ..... 926,962,896

Less: Recoveries from Other Ministries ..... 1,353,937



## MINISTRY OF EDUCATION AND TRAINING — Concluded

## Summary of Expenditure

Voted

Salaries and Wages .....	108,269,385
Employee Benefits .....	20,093,913
Travelling Expenses .....	3,196,929
Other Payments .....	<u>7,486,552,795</u>


7,618,113,022

Statutory

925,664,266

Total Expenditure, Ministry of Education and Training .....

\$8,543,777,288



## MINISTRY OF ENVIRONMENT AND ENERGY

Hon. Norman W. Sterling, Minister

Hon. Brenda Elliott, Minister

## DETAILS OF EXPENDITURE

## Voted

## Salaries and Wages (\$103,542,539)

Temporary Help Services (\$157,854):  
 Accounts under \$50,000—157,854.

Payment to Other Ministries (\$323,749):  
 Management Board Secretariat, 323,355; Accounts under \$50,000—394.

Less: Recoveries from Other Ministries (\$74,313):  
 Education and Training, 74,313.

## Employee Benefits (\$19,810,684)

Payments for: Canada Pension Plan, 1,832,768; Dental Plan, 1,239,849; Employer Health Tax, 1,941,459; Employment Insurance, 3,035,780; Group Life Insurance, 221,456; Long Term Income Protection, 1,343,438; Ontario Public Service Employees' Union Pension Fund/Public Service Pension Fund, 632,696; Supplementary Health and Hospital Plan, 1,413,814;

Other Benefits: Attendance Gratuities, 294,675; Death Benefits, 3,773; Maternity/Parental/Adoption Leave Allowances, 727,810; Severance Pay, 7,004,311; 2% Payment in Lieu of Benefits, 7,698.

Workers' Compensation Board, 150,231.

Payments to Other Ministries (\$12,618):  
 Accounts under \$50,000—12,618.

Less: Recoveries from Other Ministries (\$51,692):  
 Accounts under \$50,000—51,692.

## Travelling Expenses (\$1,803,743)

Hon. Norman W. Sterling, 7,250; Hon. Brenda Elliott, 306; Dr. Doug Galt, 2,710; Linda Stevens, 4,776; W.A. Creighton, 10,491; M.A. Farnsworth, 12,042; M. Fesnak, 14,541; M.J. Heringer, 11,554; C.J. LaFrance, 10,305; S.M. LePage, 17,811; T.E. Little, 17,408; A.P. Rockingham, 11,094; G.W. Scott, 23,281; B.R. Ward, 10,182; Accounts under \$10,000—1,649,992.

## Other Payments (\$253,824,642)

Materials, Supplies, etc. (\$40,219,470):  
 Alexander and Alexander/Reed Stenhouse, 50,861; Amsdell Inc., 70,842; Appsol Consulting Inc., 51,725; Aurora Microsystems Distributors, 109,382;

Bell Canada, 616,515; Bio-Tox Research Ltd., 56,828;

C D Nova-Tech Inc., 207,970; CGI Information Systems, 124,794; CH2M Gore and Storrie Ltd., 67,698; Canadian



## MINISTRY OF ENVIRONMENT AND ENERGY — Continued

Council of Ministers of the Environment, 267,200; Canebsco Subscription Services Ltd., 69,831; Cayuga Materials and Construction Co. Ltd., 114,303 Chapleau, Township of, 61,366; Comcor Environmental, 67,726; Compugen Systems Ltd., 3,333,707; Dale and Company, 350,909; Dale Intermediaries Ltd., 163,782; Datafile, 80,559; Detox Environmental Ltd., 106,831; Digital Equipment of Canada Limited, 58,781; Dufferin, County of, 59,163; Dyad Systems Inc., 120,213;

Ellis Teichman Communications Ltd., 66,269;

GE Capital Fleet Services, 730,425; GE Capital Technology Services, 92,186; Geo-Logic Inc., 355,000; Global Tox International Consultants Inc., 73,451; Grand and Toy Limited, 234,273; Grand River Conservation Authority, 55,630; Grey, County of, 225,672;

H and R Consultants, 68,376; Haldimand-Norfolk, Regional Municipality of, 1,213,139; Hewlett-Packard Canada Ltd., 132,006; Horizon Construction Services, 212,381; Hypertec Systems Inc., 469,520;

Infostream Cables and Systems Ltd., 306,007;

Kenora, Town of, 191,527;

Lake Simcoe Region Conservation Authority, 208,000; Lambton, County of, 55,702; The Lan Shoppe, 185,406; London/Middlesex Waste Management Plan, 270,885; Longlac, Town of, 72,897; Lower Trent Region Conservation Authority, 63,000; Lura Group, 78,427;

M.M. Dillon Ltd., 96,053; Marathon, Town of, 72,412; McCann Computer Systems Ltd., 67,500; McCaustlin Installations Inc., 208,025; Mediascan Canada Inc., 173,363; Metro Toronto and Region Conservation Authority, 178,794; Metropol Security, 174,195; Micro Mart Computers Ltd., 60,739; Miller Thomson, 71,030; Ministries: Attorney General, 3,245,253; Consumer and Commercial Relations, 164,260; Management Board Secretariat, 4,012,227; Natural Resources, 194,644; Transportation, 393,327; Mobility Canada, 200,425; Moira River Conservation Authority, 82,000; Muskoka, District Municipality of, 481,718;

Neodyne Consulting Ltd., 389,863; Norstan Canada Inc., 106,010; Novell Canada Ltd., 127,294;

OE Inc., 108,610; Ontario Clean Water Agency (re: Water and Sewage Infrastructure Administration—Smithville, Hagersville and Deloro), 1,281,438; Ontario Environmental Training, 69,296; Oracle Corporation Canada Inc., 174,723;

Peel Board of Education, 51,082; Pembroke and Area Waste Management Board, 145,480; Pergantes, Linda S., 76,100; Perkin-Elmer Analytical, 53,177; Peterborough, County of, 59,339; Phyto-Tec Group, 52,821; Pitney Bowes, 91,250; Postage By Phone, 97,000; Praxair Canada Inc., 121,608; Protect Air, 901,673; Purolator Courier Ltd., 133,924;

Quantex Environmental Inc., 100,000;

RDP Fulfillment Corporation, 150,802; RKM Engineering Service Ltd., 69,975; Ral Engineering Ltd., 126,171; Receiver General for Canada, 887,800; Reilly and Associates Barristers, in Trust, 63,145;

Simcoe/Barrie/Orillia, 63,903; Simcoe, County of, 146,129; Sioux Lookout, Town of, 103,444; Soft Probe Computing Services, 70,908; Sudbury, Regional Municipality of, 194,916; Sylogix Consulting, 97,690; Systems Plus 598076 Ont. Inc., 157,323;

Tenet Computer Group Inc., 76,597; Thunder Bay, City of, 91,533; Toshiba of Canada Limited, 95,931; Tri-Neighbours Waste Management, 87,474; Trulogic Systems, Inc., 52,531;

Uniroyal Chemical Ltd., 469,661; Unis Lumis Inc., 65,674; University of Guelph, 100,000;

## MINISTRY OF ENVIRONMENT AND ENERGY — Continued

Varian Canada Inc., 92,364; Victor Pierobon Consultants Ltd., 100,106; Victoria, County of, 96,842; Visual Systems Development Group, 80,935;

Wackenhut of Canada Ltd., 116,116; Water Environment Association, 50,135; Webcom Limited, 138,660; West Lincoln, Township of, 273,807; Wye Marsh Wildlife Centre, 71,575; XCG Consultants Limited, 62,249; Xerox Canada Inc., 450,199;

Accounts under \$50,000—9,860,195.

Payments to Other Ministries (\$96,812):

Accounts under \$50,000—96,812.

Less: Recoveries from Other Ministries (\$29,950):

Accounts under \$50,000—29,950.

Grants, Subsidies, etc. (\$213,605,172):

Capital (\$200,864,423):

Cities (\$10,887,044):

Barrie, 5,572,804; Brockville, 187,810; Guelph, 350,918; Kingston, 586,054; London, 228,054; Nepean, 302,931; Orillia, 275,173; Owen Sound, 205,289; Sarnia, 1,176,158; Stratford, 1,492,417; Welland, 173,865; Windsor, 335,571.

Conservation Authorities (\$1,000,000):

Hamilton Region, 1,000,000.

Corporations (\$26,747,392):

Ontario Clean Water Agency, 26,577,165; Scott's Plains Recycling Inc., 170,227.

Counties (\$1,484,281):

Northumberland, 876,361; Oxford, 607,920.

District Municipalities (\$6,191,357):

Muskoka, 6,191,357.

Local Services Boards (\$2,817,989):

Foleyet, 2,139,786; Thorne, 678,203.

Public Utilities Commissions (\$8,204,128):

Belleville, 1,937,247; Campbellford, 279,279; Collingwood, 5,433,512; Listowel, 322,545; Peterborough, 231,545.

Regional Municipalities (\$32,713,115):

Durham, 11,718,577; Haldimand-Norfolk, 621,681; Halton, 143,659; Hamilton-Wentworth, 2,599,502; Metropolitan Toronto, 647,781; Niagara, 3,211,239; Ottawa-Carleton, 9,229,985; Sudbury, 2,080,304; Waterloo, 1,861,935; York, 598,452.

Towns (\$46,110,063):

Alexandria, 2,244,391; Almonte, 550,728; Arnprior, 2,536,741; Blenheim, 151,537; Bosanquet, 585,530; Bradford West Gwillimbury, 915,911; Cache Bay, 1,170,436; Carleton Place, 147,920; Cobalt, 292,339; Deseronto, 208,356; Espanola, 3,252,590; Forest, 905,465; Fort Frances, 2,921,675; Hanover, 186,200;

## MINISTRY OF ENVIRONMENT AND ENERGY — Continued

Hawkesbury, 4,119,674; Innisfil, 929,730; Kirkland Lake, 148,654; Lindsay, 188,398; Markham, 125,588; Mattawa, 169,061; Meaford, 837,948; Midland, 1,473,700; Mitchell, 1,607,619; New Tecumseth, 10,002,187; Penetanguishene, 212,516; Smooth Rock Falls, 243,817; Sturgeon Falls, 1,718,125; Vankleek Hill, 4,536,636; Wasaga Beach, 1,303,235; Whitchurch-Stouffville, 2,423,356.

## Townships (\$40,538,517):

Ameliasburgh, 1,600,789; Caledonia, 321,850; Clarence, 128,668; Dover, 983,207; Dunwich, 256,806; Dysart et al, 2,922,115; Ernestown, 4,330,393; Finch, 188,137; Gosfield South, 5,300,975; Hagar, 3,238,858; Hamilton, 554,836; Harwich, 1,390,715; Huron, 1,953,822; Keppel, 1,267,403; Kingston, 960,923; Lobo, 1,868,134; MacDonald, Meredith and Aberdeen Additional, 5,475,982; North Himsworth, 193,604; North Plantagenet, 121,528; Osnabruck, 2,173,881; Plympton, 1,162,955; Red Lake, 1,494,203; Roxborough, 784,059; St. Edmunds, 274,550; Severn, 451,831; Sidney, 209,891; South Dumfries, 452,513; Tiny, 176,521; Wellesley, 299,368.

## Villages (\$20,206,154):

Arkona, 468,104; Bath, 554,899; Bobcaygeon, 2,648,326; Cardinal, 2,670,600; Eganville, 934,426; Finch, 250,475; Hilton Beach, 417,574; Neustadt, 153,089; Petawawa, 3,724,343; Plantagenet, 298,040; Port Stanley, 205,066; Shallow Lake, 3,236,123; Thamesville, 175,500; Tweed, 511,440; Wellington, 800,684; Westport, 825,759; Winchester, 2,331,706.

Accounts under \$120,000—3,964,383.

## Operating (\$15,521,003):

## Cities (\$564,393):

Elliot Lake, 354,332; Woodstock, 210,061.

## Conservation Authorities (\$183,573):

Upper Thames River, 183,573.

## Corporations (\$2,327,340):

Advanced Monobloc, 150,000; Central and South Hastings Recycling Board, 724,641; Enviro Coatings Canada Ltd., 134,699; General Motors of Canada Ltd., 240,000; International Council for Local Environmental Initiatives, 200,000; Ontario Centre for Environmental Technologies, 710,000; Sunoco Inc., 168,000.

## Health Units (\$2,686,249):

Algoma, 136,264; Brant County, 144,204; Bruce Grey-Owen Sound, 325,082; Haliburton et al, 302,815; Hastings and Prince Edward Counties, 201,089; Huron County, 134,163; Kingston et al, 260,690; Leeds, Grenville, Lanark, 214,350; Oxford County Board of Health, 136,108; Porcupine, 172,654; Renfrew County, 181,043; Simcoe County District, 152,121; Sudbury and District, 173,046; Wellington-Dufferin-Guelph, 152,620.

## Regional Municipalities (\$1,309,907):

Durham, 140,638; Haldimand-Norfolk, 249,694; Ottawa-Carleton, 307,737; York—Finance Department, 611,838.

## Towns (\$502,977):

Kapuskasing, 176,639; Markham, 148,167; Sturgeon Falls, 178,171.

Accounts under \$120,000—\$7,946,564.

Less: Recoveries from Other Ministries (\$2,780,254): Economic Development and Trade, 710,000; Education and Training, 1,992,368; Accounts under \$120,000—77,886.



## MINISTRY OF ENVIRONMENT AND ENERGY — Concluded

Total Other Payments ..... 253,824,642

## Statutory (\$55,307)

## Ministers' Salary (\$32,997)

Hon. Norman W. Sterling ..... August 16, 1996 to March 31, 1997 ..... 20,612

Hon. Brenda Elliott ..... April 1, 1996 to August 15, 1996 ..... 12,385

## Parliamentary Assistants' Salaries (\$22,310)

Mr. Doug Galt ..... April 1, 1996 to March 31, 1997 ..... 11,155

Garry Guzzo ..... April 1, 1996 to March 31, 1997 ..... 11,155

## Summary of Expenditure


## Voted

Salaries and Wages .....	103,542,539
Employee Benefits .....	19,810,684
Travelling Expenses .....	1,803,743
Other Payments .....	<u>253,824,642</u>

378,981,608

Statutory ..... 55,307

Total Expenditure, Ministry of Environment and Energy ..... \$379,036,915



## MINISTRY OF FINANCE

Hon. Ernie Eves, Minister  
Hon. Rob Sampson, Minister

## DETAILS OF EXPENDITURE

## Voted

## Salaries and Wages (\$220,289,221)

Temporary Help Services (\$3,172,583):

Management Board Secretariat, 2,170,820; Manpower Temporary Services, 64,648; Olsten Services Ltd., 177,245; The People Bank, 110,364; Personnel Opportunities Ltd., 182,092; Pinstripe Personnel Inc., 129,655; Templus, 176,821; Accounts under \$50,000—160,938.

Payments to Other Ministries (\$446,093):

Education and Training, 84,306; Labour, 82,549; Office of the Assembly, 54,780; Transportation, 58,686; Accounts under \$50,000—165,772.

Recoveries from Other Ministries (\$2,071,840):

Cabinet Office, 76,319; Management Board Secretariat, 1,691,299; Ontario Financing Authority, 155,661; Accounts under \$50,000—148,561

Recoveries from Motor Vehicle Accident Claims Fund, 1,134,753.

## Employee Benefits (\$37,693,146)

Payments for: Canada Pension Plan, 4,253,348; Dental Plan, 2,842,487; Employer Health Tax, 4,176,994; Employment Insurance, 7,013,072. Group Life Insurance, 461,061; Long Term Income Protection, 3,022,946; Ontario Public Service Employees' Union Pension Fund/Public Service Pension Fund, 5,448,021; Supplementary Health and Hospital Plan, 3,330,900.

Other Benefits: Attendance Gratuities, 379,692; Death Benefits, 30,630; Maternity/Parental/Adoption Leave Allowances, 1,763,539; Severance Pay, 4,860,931; 2% Payment in Lieu of Benefits, 179,497; Miscellaneous Benefits, 26,934.

Workers' Compensation Board, 267,089.

Payments to Other Ministries (\$518,477):

Accounts under \$50,000—518,477.

Recoveries from Other Ministries (\$734,573):

Management Board Secretariat, 288,275; Accounts under \$50,000—446,298.

Recoveries from Motor Vehicle Accident Claims Fund, 147,899.

## Travelling Expenses (\$4,494,573)

Hon. E. Eves, 18,517; Hon. R. Sampson, 5,139; I. Bassett, 3,184; M. Gourley, 29,898; D. Palozzi, 5,091; F. Akindolire, 20,938; E. Anderson, 21,401; N. Anderson, 12,258; S. Armstrong, 16,102; J. Barretto, 19,352; K.E. Bertrand, 17,201; D.J. Carmichael, 12,586; H. Chan, 13,400; J. Cipparrone, 10,159; W.E. Covert, 21,422; M.J. Crowe, 10,977; B. Edwards, 11,058; P. Ellison, 12,323; J.A. Geller, 19,058; B.G. Guerin, 14,826; T.J. Guhan, 11,044; D.R. Gunter, 16,951; C.G. Harvey, 10,423; G. Jones, 10,719; A. Kuteyi, 17,612; C.W. Lalonde, 15,942; J. Lalonde, 10,114; W.L. Lau, 14,453; J.R. Lucas, 10,213; A.M. Lynch, 12,202; A.J. MacDonald, 18,025; T. MacLaren, 18,859; R.W. McMillan, 11,141; J.G.



## MINISTRY OF FINANCE — Continued

McClenaghan, 10,933; B.F. McParland, 16,143; V. Mehan, 11,568; D. Morgan, 13,830; D. Pagett, 32,825; S. Ratnakumaran, 18,345; H. Rorison, 18,183; J. Saloman, 15,106; A.F. Sankar, 13,625; R. Steffen, 18,990; J.W. Stewart, 11,901; G. Tharmarajah, 24,318; G. Vetro, 13,765; L. Waite, 10,164; E.J. Waitzer, 10,488; T.S. Wang, 13,870; I. Watters, 11,641; D. Wright, 12,232; A.T. Yeo, 11,381; Accounts under \$10,000—3,732,677.

## Other Payments (\$168,774,435)

## Materials, Supplies, etc. (\$81,365,522):

Alicam Assoc. Inc., 68,960; AMS Management Systems Canada Inc., 123,870; Anixter Canada Inc., 147,423; Arthur Andersen and Co., 64,400; Ascom Hasler Mailing System Inc., 245,894; Asset Computer Personnel Ltd., 306,992; Attachmate Corp., 61,200; Azon Canada Inc., 149,228; Banctec (Canada) Inc., 530,852; Bank of Nova Scotia, 131,043; BASF Canada Inc., 625,635; BDO Dunwoody, Chartered Accountant, 85,136; Bell Canada, 1,254,564; Bellmore and Moore, 55,160; Benson, Percival, Brown, 68,246; BGS Systems Inc., 122,811; Blake, Cassels and Graydon, 1,483,471; Borden and Elliot, 118,432; BRC Business Enterprises Ltd., 87,822; Bugar, Rowe, 134,026; Burgess Computer Services Inc., 75,507; The Caldwell Partners, 57,313; Canada Post Corporation, 7,096,468; Canadian Red Book, 116,143; Candle Corp., 333,693; Cantel, 99,504; Carswell, 92,847; CCH Canadian Ltd., 114,214; Client Server Factory, 132,720; Computer Assoc. Canada Ltd., 338,281; Computer Partners International, 117,021; Compuware Corp., 139,962; Conference Board of Canada, 55,572; Conway, Davis, Gryski, 1,301,505; Coopers and Lybrand Consulting, 148,076; Dale Intermediaries Ltd., 73,905; Dashtech Inc., 50,960; Data Business Forms, 76,891; Datafile, 120,852; Datalist, 56,704; Davis, Webb and Schulze, 504,802; DRI/McGraw-Hill, 54,093; Duncan and Craig, 75,337; Duocom, 187,906; Dye and Durham Co. Inc., 82,027; Ernst and Young, 104,101; Evans Investigation and Security, 77,428; Philip Evans, 57,399; Excelsior Systems Consulting Inc., 69,420; Exide Electronics Canada Inc., 64,854; Fasken, Campbell, Godfrey, 227,750; Faxon Canada Ltd., 188,218; Filbitron Marketing Corp., 283,736; Francis Tan Consultant Co., 91,465; Fulfillment Solutions Co., 50,509; G and G Electronics, 55,947; GD Consultants, 152,005; GE Capital Fleet Services, 1,771,441; GEAC Canada Ltd., 107,910; Goodman, Phillips and Vineberg, 54,809; Gowling, Strathy and Henderson, 77,195; GPC Canada Inc., 233,151; Grand and Toy, 622,321; GSI International Consulting Group, 314,508; Harts Upholstered Products Co. Ltd., 77,951; Heenan Blaikie, 69,372; Herbert A Watts Ltd., 80,438; Howe and Co. Inc., 52,389; Hugh Cleland Assoc. Ltd., 80,632; Hutchinson Smiley Ltd., 311,350; IBM Canada Ltd., 5,093,071; Information Technology Resource, 82,590; Institute for Advanced Technology, 66,815; Institute for Work and Health, 123,173; International Career Specialist, 53,838; Interware Systems Inc., 775,967; J C Consultants Ltd., 154,545; Jacklyn Industries, 84,323; John F Fagan, 64,660; Karl Lee and Assoc. Inc., 55,261; Knowledge Alliance, 216,075; KPMG Investigation and Security, 216,489; Lancaster Datamark Inc., 76,453; Lang Michener, 408,949; Laser Cartridge Services Inc., 77,560; The Law Society of Upper Canada, 65,825; Lindsey Morden Claim Services Ltd., 741,561; Lintex Computer Group Inc., 96,561; Lockwood and Assoc., 211,488; Logical POS Systems Inc., 70,356; Lori Frendo-Cumbo, 63,098; M J Heydon and Assoc. Ltd., 67,235; Manifest Communications Inc., 64,359; Maracle Press Ltd., 77,903; Marka Computer Consultants, 384,626; McAfee Canada Software Inc., 55,050; McCaustlin Installation Inc., 326,426; Media Buying Services Ltd., 514,348; Meridien Consulting Assoc., 82,392; Meti Telecommunication Installation Inc., 106,922; Micro Focus Ltd., 59,470; Micromedia Ltd., 106,602; Miller Thomson, 87,532; Ministries: Attorney General, 4,403,624; Consumer and Commercial Relations, 306,746; Economic Development, Trade and Tourism, 70,289; Management Board Secretariat, 7,517,351; Natural Resources, 778,693; Northern Development and Mines, 2,340,016; Solicitor General and Correctional Services, 94,448; Transportation, 228,006; Mobility Canada, 62,319; Modular Telephone Interface Ltd., 640,460; Moore Business Forms and Systems, 142,915; Mothersill Printing Inc., 106,042; Natco Leasing, 633,759; NCR Canada Ltd., 55,593; Neopost, 76,918; Net Effects I T Consultants, 116,325; Newcourt Financial, 705,015; The Niagara Institute, 106,500; Novell Canada Ltd., 547,700; Ontario Guard Services (Durham), 83,407; Oracle Corp. Canada Ltd., 59,659; Osler, Hoskin and Harcourt, 449,193; Paroian, Raphael, Courey, Cohen, Houston, 67,441; PHT Canada Inc., 100,510; Pitney Bowes of Canada, 250,487; Postage by Phone, 130,200; Postal Promotions Ltd., 535,592; Price Waterhouse, 1,670,467; The Printing Corp. Inc., 166,964; Procom Professional Computer, 273,682; Purolator Courier Ltd., 226,243; Receiver General for Canada, 108,101; Richard Che So and Co., 104,411; Ricoh Canada Inc., 191,055; Anne Robinson, 63,096; Royal Bank of Canada, 405,264; SaltSpring Software Inc., 187,540; SAS Institute (Canada) Inc., 50,761; Satellite Communications Inc., 81,861; Scan-Optics (Canada) Ltd., 62,150; SG Systems, 57,397; SHL Computer Innovations Inc., 11,590,819; Sierra Systems Consultants Inc., 255,427; Andrew A Silman, 79,519; Wigle Simpson, 65,032; Source Services Corp., 157,835; SPSS Inc.,

## MINISTRY OF FINANCE — Continued

226,302; Stanley Mfg. Co. Ltd., 89,294; STD Systems Inc., 68,991; Sterling Commerce Inc., 114,683; Sterling Software, 55,456; Stikeman Elliott, 107,634; Storagetek Canada Inc., 1,582,574; Supergravity Inc., 83,986; Surgenor National Leasing, 576,049; Systematix, 227,715; Telecompute Integrated Systems, 95,601; Tenet Computer Group Inc., 66,639; Tenex Data Corp., 68,813; Tillinghast-Towers Perrin, 109,185; Tory Tory DesLauriers and Binning, 50,051; Toshiba of Canada Ltd., 76,481; Transportation Association of Canada; 253,770; Transworld Paper Ltd., 181,110; TTS Meridian Systems Inc., 79,144; Ultramar Canada Inc., 272,889; Unique Envelope Inc., 442,276; Unisys Canada Inc., 71,304; United System Solutions Inc., 239,014; University of Waterloo, 215,188; Visual Systems Development Corp., 334,012; Walker Interactive Systems, 128,842; Walker, Ellis and Pezzack, 72,175; Ward Assoc., 201,602; Webcom Ltd., 179,614; Wilfrid Laurier University, 50,558; Winnet Consulting Inc., 319,271; Workers' Compensation Board, 72,433; Workgroup Designs, 56,750; WSC Systems Consulting Inc., 68,309; Xerox Canada Ltd., 699,949; YWL Co. Ltd., 53,565; 4 Office Automation Ltd., 98,228; 1034143 Ontario Inc., 149,315; 1147474 Ontario Inc., 102,218; 1154242 Ontario Inc., 82,035; Accounts under \$50,000—6,502,945.

Less: Recoveries from Motor Vehicle Accident Claims Fund, 2,942,570.

Grants, Subsidies, etc. (\$87,408,913):

Guaranteed Annual Income System, 84,457,637.

Institute of Municipal Assessors, 17,500.

Property and Sales Tax Grants, 3,153.

Regional Economic Development Grants, 559,972.

Ministry of Economic Development, Trade and Tourism, 439,972; Accounts under \$120,000—120,000.

Sector Training and Adjustment Development Program, 2,370,651.

Health Sector Training and Adjustment Program, 1,800,000; Kent County R.C. Separate School Board, 228,537; Accounts under \$120,000—342,114.

Total Other Payments ..... 168,774,435

**Statutory (\$8,674,439,440)**

**Ministers' Salary (\$42,352)**

on. Ernie Eves .....	April 1, 1996 to March 31, 1997 .....	32,997
on. Rob Sampson .....	August 16, 1996 to March 31, 1997 .....	9,355

**Parliamentary Assistants' Salary (\$15,342)**

abel Bassett .....	April 1, 1996 to March 31, 1997 .....	11,155
ob Sampson .....	April 1, 1996 to August 15, 1996 .....	4,187

**Other Payments (\$26,070,286)**

PP'S Pension Plan .....	25,713,858
ob Security Fund .....	356,428



## MINISTRY OF FINANCE — Concluded

## Interest and Other Expenses on Provincial Debt (\$8,648,311,460)

## Interest on Ontario Securities

Public Issues .....	5,052,236,066
---------------------	---------------

## Non Public Issues

Canada Pension Plan Investment Fund .....	1,304,645,006
Ontario Teachers' Pension Plan .....	1,653,356,342
Public Service Pension Plan .....	445,474,933
Public Service Employees' Union Pension Plan .....	208,289,277
Ontario Municipal Employees' Retirement Fund .....	66,532,543
Colleges of Applied Arts and Technology Pension Plan .....	8,455,642
Ontario Housing Corporation .....	102,149,233
Canada Mortgage and Housing Corporation .....	23,828,669
Other .....	<u>2,003,131</u>
	3,814,734,776

Interest on The Province of Ontario Savings Office Deposits .....	110,791,133
---	-------------

## Other Interest, Exchange, Discount and Commission:

Debt Issue Expenses .....	46,234,867
Interest on Special Purpose and Trust Funds .....	32,220,652
General Administration Expenses including bank charges .....	<u>26,084,347</u>
	104,539,866
	<u>9,082,301,841</u>

## Less: Interest and Other Investment Income

Interest on Temporary Investments .....	333,370,694
Interest Revenue on Loans .....	<u>100,619,687</u>
	433,990,381
	<u><u>8,648,311,460</u></u>

## Summary of Expenditure

## Voted

Salaries and Wages .....	220,289,221
Employee Benefits .....	37,693,146
Travelling Expenses .....	4,494,573
Other Payments .....	<u>168,774,435</u>

431,251,375

Statutory .....	8,674,439,440
-----------------	---------------

Total Expenditure, Ministry of Finance .....	<u><u>\$9,105,690,815</u></u>
--	-------------------------------



## OFFICE OF FRANCOPHONE AFFAIRS

Hon. Noble Villeneuve

## DETAILS OF EXPENDITURE

## Voted

## Salaries and Wages (\$1,089,138)

Recoveries from Other Ministries (\$9,798):

Accounts under \$50,000—9,798.

## Employee Benefits (\$235,721)

Payments for: Accounts under \$50,000—107,196.

Other Benefits: Maternity/Parental/Adoption Leave Allowances, 3,961; Severance Pay, 125,087; Miscellaneous Benefits, 653.

Less: Recoveries from Other Ministries (\$1,176):

Accounts under \$50,000—1,176.

## Travelling Expenses (\$19,812)

Accounts under \$10,000—19,812.

## Other Payments (\$862,818)

Materials, Supplies, etc. (\$539,393):

Compugen Systems Ltd., 70,159; Management Board Secretariat, 69,655; SRG Software, 78,000;

Accounts under \$50,000—334,070.

Less: Recoveries from Other Ministries (\$12,491):

Accounts under \$50,000—12,491.

Grants, Subsidies, etc. (\$323,425):

Other (\$477,955):

Accounts under \$120,000—477,955.

Less: Recoveries from Other Ministries (\$154,530):

Ontario Women's Directorate, 154,530.

Total Other Payments . . . . . 862,818

## OFFICE OF FRANCOPHONE AFFAIRS — Concluded

Statutory (\$Nil)

Minister's Salary (\$Nil)

Hon. Noble Villeneuve . . . . . April 1, 1996 to March 31, 1997 . . . . . Nil

---

Summary of Expenditure

## Voted

Salaries and Wages . . . . .	1,089,138
Employee Benefits . . . . .	235,721
Travelling Expenses . . . . .	19,812
Other Payments . . . . .	<u>862,818</u>

2,207,489

Statutory . . . . . Nil

**Total Expenditure, Office of Francophone Affairs . . . . . \$2,207,489**

## MINISTRY OF HEALTH

Hon. Jim Wilson

## DETAILS OF EXPENDITURE

## Voted

## Salaries and Wages (\$481,607,020)

## Temporary Help Services (\$3,265,825):

ECCO Staffing Services, 97,628; MS Employment Consultants Ltd., 669,879; RHI Consulting, 52,845; Cadillac Career Centre Inc., 174,116; Constant Care Service, 196,079; Kelly Temporary Services Ltd., 406,860; Manpower Services Ltd., 184,060; Med Care Health Services, 90,529; Multicon, 74,758; Olsten Kimberly Quality Care, 307,273; Ontario Association of Medical Laboratories, 63,521; Profile Personnel Consultants, 300,344; Spectrum Health Care Ltd., 197,184; Accounts under \$50,000—450,749.

## Payments to Other Ministries (\$9,515,081):

Legislative Assembly, 53,498; Management Board Secretariat, 9,129,253; Ministry of Citizenship, Culture and Recreation, 123,795; Ministry of Transportation and Communication, 147,483; Accounts under \$50,000—61,052.

## Note: Recoveries from other Ministries/Agencies (\$3,520,360):

Ministry of Community and Social Services, 3,520,360.

## Employee Benefits (\$86,265,377)

Payments for: Canada Pension Plan, 9,663,500; Dental Plan, 6,153,364; Employer Health Tax, 9,013,223; Employment Insurance, 15,647,280; Group Life Insurance, 848,872; Long Term Income Protection, 6,426,191; Ontario Public Service Employees' Union Pension Fund/Public Service Pension Fund, 66,315; Supplementary Health and Hospital Plan, 7,441,824; Unfunded Liability—Ontario Public Service Employees' Union Pension Fund/Public Service Pension Plan, 9,829,415; Accounts under \$50,000—5,303.

Other Benefits: Attendance Gratuities, 694,814; Death Benefits, 126,646; Early Retirement Incentive, 464,941; Maternity/Parental/Adoption Leave Allowances, 2,541,137; Severance Pay, 9,161,064; Miscellaneous Benefits, (187,367).

Workers' Compensation Board, 8,319,102.

## Payments to other Ministries \$49,753:

Accounts under \$50,000—49,753.

## Note: Recoveries from other Ministries/Agencies (\$1,196,997)

Ministry of Community and Social Services, 712,375; Accounts under \$50,000—484,622.

## Travelling Expenses (\$5,205,785)

Hon. Jim Wilson, 8,326; Hon. Cameron Jackson, 2,905; Helen Johns, 8,005; M. Mottershead, 2,589; C. Alexander, 13,555; A. Arlette, 11,727; P. Armstrong, 14,112; B. Bacchus, 10,089; M. Bartlett, 11,078; S. Beaubien, 16,930; V. Beckett, 12,833; L. Bell, 10,302; L. Bottos, 17,945; D. Brown, 25,041; P. Brown, 11,727; F. Cahoon, 10,651; F. Chan, 11,234; C. Comeau, 28,263; T. Cooke, 11,467; R. Daly, 15,539; J. Davis, 22,236; J. Dooley, 12,679; L. Fabricius, 15,432; D. Ferenc, 10,820; M. Gallow, 10,368; M. Gerrie, 17,763; R. Giajnorio, 10,176; J. Giddings, 13,353; M. Irvine, 10,284; P. Jackson, 18,979; G. Jensen, 11,807; L. Jones, 10,780; M. Kennedy, 22,427; M. Lacroix, 12,763; R. Landry, 14,875; L. Leblanc, 12,562; D. Lowry, 15,246; E. Mahood, 18,214; G. Martin, 10,906; B. McCauley, 18,805; B. McCloskey, 12,984; C. McIntyre, 11,099; M. Miller, 10,495; D. Milne, 11,819; B. Nurse, 15,870; R. Nye, 11,574; K. O'Reilly, 20,914; B. Patchett, 13,272; N. Paul, 12,410; S. Pawlowicz, 11,330; G. Peplinskie, 10,298; M. Peters, 19,382; J. Restall, 13,082;



## MINISTRY OF HEALTH — Continued

M. Riley-Brockman, 10,743; L. Rycaj-Guillemette, 14,518; R. Saddington, 20,023; S. Seaby, 10,121; D. Segal, 10,101; A. Sehgal, 16,011; M. Sinclair, 25,920; D. Stolte, 14,863; M. Tanguay, 15,223; M. Tenander, 10,144; B. Thompson, 11,455; B. R. Thompson, 13,317; M. Tremblay, 25,407; E. Vandewall, 13,026; W. Wells, 10,534; G. White, 13,489; J. Wrigley, 10,850; Accounts under \$10,000—4,240,718.

## Other Payments (\$17,544,930,067)

## Materials, Supplies, etc. (\$200,361,992):

The AMS Group Ltd., 135,411; ASC Consultants, 109,619; Abbott Laboratories Ltd., 1,346,934; I. S. Adolph, 71,252; The Agora Group, 129,755; Aladdin Canada Inc., 228,471; F. Ali, 77,243; Allan Crawford Associates, 99,967; All-Can Medical Gases Inc., 196,035; Allied Medical Instruments Inc., 117,660; American Express Canada Inc., 162,444; Amsco Canada, 58,170; D. Anderson, 51,058; Angel Interiors and Custom Upholstery, 55,773; Apex Woodworking Company Inc., 152,279; Applied Electronics Ltd., 316,239; Arbell Industries, 76,982; Arbroath Construction, 60,831; Arc Applied Research Consultants, 122,769; Arjo-North Inc., 74,045; B. Armstrong, 70,218; Asset Computer Personnel Ltd., 96,145; Associates in Psychiatry, Clarke Institute, 363,790; Astral Scientific, 357,346; J. D. Atcheson, 51,303; Ault Foods Ltd., 735,040;

BDP Business Data Services Ltd., 2,933,361; BSC Technologies, 52,678; Babbco Office Services Ltd., 58,496; J. Bacon, 78,898; A. Bagheri, 50,245; Bard Canada Inc., 67,088; Baxter Corporation, 68,854; M. Bay, 140,164; Beatrice Foods (Ontario) Ltd., 56,563; Beaver Foods Ltd., 93,108; Becton Dickinson Canada Inc., 299,192; Behring Diagnostics (Canada) Inc., 718,755; Bell Canada, 3,194,714; Bell Mobility Paging, 164,455; B. Benda, 55,393; Bio Nuclear Diagnostics Inc., 263,075; Bio Whittaker Inc., 310,955; Biomira Diagnostics Inc., 223,227; Blue Eyes Productions, 59,804; Borsa Wholesale, 75,560; Bowden's Media Monitoring Ltd., 70,751; Bowen and Binstock Advertising Ltd., 87,603; Bowne of Canada Ltd., 147,032; Brockville, Corporation of the City Of, 78,221; Brockville Medical Associates, 253,224; Bronson Painting and Contracting, 60,760; S. Brook, 67,132; Browning-Ferris Industries Ltd., 72,108; Bruce Edmeades Packaging Inc., 71,301; Bruce Travel Service, 168,200; Burgess Computer Services Inc., 73,968; Burgess Wholesale Ltd., 129,331; Burlodge Canada Ltd., 122,555; E. W. Burrow, 65,859; B. Butler, 57,245;

CCS Computer Cable Systems Inc., 99,918; CGI Group - Toronto, 70,179; C G O Consulting Group, 76,956; CM Displays and Events Inc., 53,691; CMI Technologies Inc., 167,602; C P I, 121,717; Cablecom, 64,167; Calder Consulting, 106,930; Canada News Wire, 89,469; Canada Post Corporation, 2,406,329; S. Casson, 55,771; Canadian Corps of Commissionaires, 440,289; Canadian Council on Health Service Accreditation, 62,818; Canadian Helicopters, 8,137,636; Canadian Institute for Health Information, 95,234; Canebsco Subscription Services Ltd., 215,708; Cantel Inc., 335,261; Carolyn Sherk Consultants, 75,825; Cecconi Simone Inc., 64,447; Centennial Hospital Linen Services, 246,271; Centra Gas Ontario Inc., 698,782; C. Chamberlain, 182,538; Charon Systems Inc., 92,353; Children's Hospital of Eastern Ontario, 91,401; Chiron Inc., 266,617; Chiropody/podiatry Review Committee, 194,365; J. Chmara, 91,244; Clarke Institute of Psychiatry, 86,341; K. Clements, 77,980; Co-cam, 255,422; Cognos Inc., 92,953; College of Chiropractors of Ontario, 97,486; College of Medical Laboratory Technologists of Ontario, 61,073; College of Nurses of Ontario, 303,660; College of Occupational Therapists of Ontario, 54,282; College of Opticians of Ontario, 54,089; College of Physicians and Surgeons of Ontario, 214,919; Compugen Systems Ltd., 6,177,390; Computer Action, 63,079; Computer Media Group, 94,753; Computer Partners International Corporation, 146,691; Concord Alignment Centre Inc., 53,341; Consumers Gas System, 1,141,851; J. P. Cooper, 55,213; Coulter Electronics of Canada Ltd., 54,171; Crain Drummond Inc., 141,253; I. Crawford, 96,629;

D and R Electronics Company Ltd., 75,048; I. Dain, 107,996; Dale Intermediaries Ltd., 402,680; D. Damore, 58,998; Danko, 55,857; Data Business Forms, 1,518,724; Data General Canada, 293,457; Datacom Imaging Systems Inc., 184,929; Decima Research, 165,705; B. Demers, 53,328; R. Denson, 109,544; Derry Foods Ltd., 336,274; Diagnostic Instrument Systems, 52,453; Diamed Lab Supplies Inc., 97,422; Dictaphone Canada Ltd., 733,123; Digital Equipment of Canada Ltd., 223,225; Diversey Inc., 131,341; E. Dixon, 119,898; B. Dobson, 92,928; Dom Amodeo Produce Inc., 53,961; B. Drenth, 77,787; Driftwood Distributors, 143,575; Drug Trading Company Ltd., 659,441; V. Duff, 111,347; Durapharm Systems Inc., 57,611; Dye and Durham Company Ltd., 54,935;

E B Looseleaf Inc. 104,295; EDS of Canada Ltd., 90,358; EPR Equipment Planning Associates Ltd., 248,589; E S B E

## MINISTRY OF HEALTH — Continued

- Laboratory Supplies, 91,946; East York Health Unit, 54,115; Eco-shred Ltd., 125,698; Eli Lilly and Company (Canada) Ltd., 87,162; R. Eliosoff, 121,896; Elite Building Services, 89,454; Elizabethtown, Township Of, 55,077; A. El-Zaibak, 50,591; Ericsson Communications Canada, 74,527; Ernst and Young Management Consultants, 326,555; Esri Canada Limited, 75,062; European Quality Meats and Sausages, 56,027; Excelcom-Translex, 90,727;
- Farr and Fuss Lincoln-Mercury Sales Ltd., 55,912; Faxon / SMS Canada, 161,559; J. Fedoroff, 79,218; D. Fenner, 59,460; Ferno Canada, 641,427; R. Finkel, 66,376; Fisher Scientific Ltd., 482,689; Fitting Words Inc., 74,350; Flanagan Sales and Distribution Ltd., 76,472; Ford Motor Company of Canada, 2,464,598; Forest City Communications, 129,089; S. Foulds, 59,353; Futurecom Systems Group Inc., 355,991;
- GE Capital Fleet Services, 61,567; GE Capital Technology Services Inc., 453,683; G H Wood and Wyant Inc., 313,521; GK Chemical Specialties Company Ltd., 63,200; GSA Consulting Group Inc., 146,378; J. Gallacher, 50,131; Gartner Group Inc., 72,476; General Electric Canada Inc., 108,854; General Hospital of Port Arthur, 53,908; Genest, Murray, Desbrisay, Lamek, 61,438; Gen-probe, 91,875; George Brown College of Applied Arts and Technology, 124,649; G. Gharakhanian, 78,074; The Ginkgo Group Ltd., 175,786; Global Building Maintenance Supply Ltd., 72,029; Global Upholstery Company Ltd., 70,910; Gordon Food Service, 426,550; Government Pharmacy Account, 4,449,204; W. Graham, 122,382; Grand and Toy Ltd., 969,128; Green Shield Canada, 13,746,343; Greyvest Technology Inc., 367,443;
- J. Haggarty, 66,460; D. Hall, 63,840; Hamilton Hydro Electric System, 357,845; Hamilton-Wentworth, Regional Municipality of, 84,006; Hanscomb, 162,926; Harp Ceramics and Gifts, 130,185; U. Harrad, 106,151; M. Harris, 50,000; K. J. Harrison, 96,630; Y. He, 61,437; Health Intelligence Inc., 80,032; Heintzman Pianos, 61,387; Hendrix Hotel and Restaurant Equipment, 89,009; Hewlett-Packard (Canada) Ltd., 240,035; Hicks, Morley, Hamilton, Stewart, Storie, 223,318; D. Hiltz, 112,693; Hoffmann-La Roche Ltd., 221,336; D. Hopkins, 64,604; G. Hopps, 76,097; Hospital Food Services Ontario Inc., 239,194; Hospital for Sick Children, 173,343; S. G. Houtman, 75,573; Howarth and Smith Ltd., 60,395; Huronia District Hospital, 283,723; Hutchinson Smiley Limited, 53,355;
- IBI Group, 81,518; IMS America Ltd., 87,526; Immucor Canada Inc., 60,409; Imperial Oil, 1,469,639; Informatics Search Group, 72,674; Information Balance, 69,916; Infotools Company Limited, 86,681; F. S. Ingle, 89,292; Ingram and Bell Inc., 168,680; Innova Envelope Inc., 73,565; Integrated Systems Engineering, 136,131; Interlink Freight Systems, 92,838; International Rose Reporting Inc., 69,604; Intertec Security and Investigation Ltd., 71,730; V. Iorgulescu, 62,897; W. Isaac, 50,460;
- J. B. Rolland Papers Ltd. 61,404; D. P. Jacobs, 76,601; R. Joffe, 81,171; John Baker Auto Service Ltd., 51,904; Johnson and Johnson, 151,802; Johnstone/Adams Graphics Ltd., 78,689; Joly Hebert Translations Inc., 61,136; C. L. Jones, 100,370; C. J. W. Jones, 89,120; A. Jordan, 64,719;
- KPMG Management Consultants, 181,363; Kasten Chase Applied Research, 101,560; Keane Canada Inc., 2,370,796; L. J. Kennedy, 96,098; Kenwood Electronics Canada Inc., 71,937; R. Keren, 59,923; A. Kevorkian, 60,100; J. Kilgour, 97,166; R. Kimberley, 64,688; Kingston General Hospital, 403,270; Kingston Truck and Trailer, 50,935; Knoll North America Corporation, 144,070; Kodak Canada Inc., 181,588; A. Kolodziej, 50,330; D. Krstich, 80,616; E. Kudrym, 71,110; M. Kugelmass, 71,611;
- LMBS Inc., 105,522; Laidlaw Waste Systems Ltd., 99,456; Lancaster Datamark Inc., 75,776; Landis and Staefa Ltd., 201,809; Laser Networks, 77,192; N. Lee, 96,565; Levitt-Safety Ltd., 65,777; Lilo Products, 104,965; Lindquist, Avey, Macdonald, Baskerville, 63,336; T. Lipson, 79,054; London Health Sciences Centre, 54,318; London Hospital Linen Service Inc., 422,374; London Transit, 52,500; A. H. Lower, 73,182;
- MDS Laboratories, 161,167; MFPTechnology Services Ltd., 414,446; B. MacDonald, 52,248; M. MacIntosh, 114,262; Magic Solutions Canada, 65,920; G. Makkar, 84,595; W. A. Maley, 58,468; J. M. Marcos, 64,269; Marriage and Family Associates, 58,000; Marsys, 103,238; R. L. Matthews, 60,956; Max Auto Supply, 50,165; J. McCready, 63,402; S. McCullagh, 110,162; A. McLellan, 87,948; McMaster University, 2,526,610; McMillan, Binch, 168,868; Media Buying Services Ltd., 897,513; Medical Mart Supplies Ltd., 115,291; Mercanti Auto Body (Mercanti 1990)



## MINISTRY OF HEALTH — Continued

Ltd., 108,645; Metropol Security, 116,964; Michelin, 55,215; Microbix Biosystems Inc., 55,760; Microfilm Equipment Services Ltd., 92,738; Midwestern Communications, 63,266; A. Miller, 100,878; Millipore (Canada) Ltd., 171,382; Ministries: Attorney General, 2,335,648; Citizenship, Culture and Recreation, 190,080; Labour, 81,485; Management Board Secretariat, 16,615,082; Natural Resources, 789,659; Transportation, 4,066,116; Mirola Plastics Ltd., 208,999; Misco Canada Inc., 57,134; Mitel Corporation, 73,992; Moco Canada, 105,684; Modular Telephone Interface Ltd., 195,617; Moffat Kinoshita Architects, 65,009; L. Monti, 83,241; Moore Business Forms and Systems Ltd., 152,111; S. Morris, 52,212; Motorola Ltd., 269,757; Multi Source Systems, 53,145;

Nedco, 135,745; Niagara Info-Train Systems Ltd., 159,589; Nipissing Area Joint Hospitals Laundry Inc., 311,317; North Bay General Hospital, 160,740; North Bay Hydro, 186,715; North York Branson Hospital, 197,770; North York Collision Centre Ltd., 62,522; Norwich Packers Ltd., 63,197; Novartis Nutrition Corporation, 128,989; Novopharm Ltd., 54,194; N. Nyhus, 63,415;

J. J. O'Doherty, 63,127; Office Equipment Company of Canada Ltd., 140,790; J. Olsen, 83,860; Olympic Foods, 84,593; Omega Systems Group Inc., 79,162; Ontario Clean Water Agency, 60,908; Ontario College of Pharmacists, 119,916; Ontario Hospital Association, 170,203; Ontario Hydro, 683,228; Ontario Hydro Electric Commission, 426,055; Ontario Realty Corporation, 1,401,917; Oracle Corporation Canada Inc., 163,070; Orapro Consulting Inc., 63,899; Organon Teknika Inc., 137,564; Ortho Diagnostic Systems, 206,646; Ottawa-Carleton, Regional Municipality of, 219,357; O-Two Systems International Inc., 2,386,610;

PC Docs Group International Inc., 329,236; Paragon Protection Ltd., 168,831; W. D. Parker, 58,073; Paterson Macdougall, 174,092; Paul Demers et Fils Inc., 2,971,383; L. Pedder, 121,128; Penetanguishene, Town of, 68,586; Penetanguishene Water and Light, 296,427; Penta Corporation, 273,264; C. Pepin, 95,879; Petro-Canada Products Inc., 327,424; Pharmacia Biotech Inc., 98,232; Philip Edwards Systems Consultants, 54,095; L. Pistor, 59,615; Pitney Bowes of Canada Ltd., 215,035; Plan Group Electrical Division, 164,008; Point to Point Communications, 98,269; Polytarp Products, 69,291; J. Pothier, 75,987; E. Powell, 154,807; Psychiatry On-Call Group, 261,981; Public Utilities Commission of Kingston, 1,008,470; Purolator Courier Ltd., 574,365;

Quality Life Services Inc., 66,176; Queen's University, 103,822;

RPG Partnership in Toronto, 267,130; RX Research Inc., 82,175; Receiver General for Canada, 344,281; Reed Stenhouse Ltd., 72,182; Regional Envelope, 69,675; R. Rehaluk, 72,435; Rowland Auto Electric, 334,936; Royal College of Dental Surgeons of Ontario, 59,959; Royal Custom Contracting, 99,998; D. Rozema, 53,111; E. Rupprecht, 76,096; P. C. Ryan, 69,692;

SPSS Inc., 77,202; St. Joseph's Hospital, 233,111; St. Lawrence College, 58,853; St. Thomas H I R E, 151,461; St. Vincent de Paul Hospital, 75,630; Sanofi Diagnostics, 101,795; Satellite Communications Inc., 130,833; Savin Canada Inc. 361,956; R. D. Schneider, 103,336; D. G. Scroggie, 62,703; M. Searle, 60,767; Security Information Systems, 79,258; Serca Foodservice Inc., 95,134; Serca Hickeson, 1,697,532; Seven Art Plumbing and Mechanical, 80,997; D. A. Shapero-Propp, 52,459; S. Shaul, 58,485; Shea Company, 133,190; Shell Aerocentre, 176,153; H. Shuster, 55,750; H. N. Shuster, 84,253; Sigma Aldrich Canada, 62,658; Simcoe County Long Distance, 52,967; Smith and Nephew Inc., 61,876; O. Snajdr, 81,132; J. Sommerfreund, 74,155; Southeastern Telecommunication Service, 91,469; Spectrum 2000, 151,172; A. Spudas, 66,425; S. Srivastava, 54,316; Starsoft Inc., 62,274; J. Stastna, 95,204; Sterling Software International, 222,777; Stonhard, 55,411; Storgaard and Associates, 105,877; Strano Food Ltd., 264,657; Stream International Canada Ltd., 161,818; J. M. Sturgess, 96,856; Summit Food Distributors, 77,223; Sunoco Inc., 78,303; Susan Izumi Consulting Limited, 117,743; I. G. Swayze, 68,906; Swish Maintenance Ltd., 106,708;

A. Tarnopolsky, 94,582; TRM Technologies Inc., 50,496; Teknion Furniture Systems, 53,487; Telecom Computer Products, 403,804; Tele-Direct (Publications) Inc., 194,983; Tenet Computer Group Inc., 910,123; S. Tewfik, 77,223; Thorn Press Ltd., 54,252; Thunder Bay Communications, 85,699; Thunder Bay, Corporation of the City Of, 174,156; Thunder Bay Hydro, 182,019; To the Point Office Consultants Inc., 119,941; Today's Business Products Ltd., 184,953; Tony Deodato and Sons Ltd., 58,505; Tordiff Communications, 177,472; Toronto, City of, 736,634; The



## MINISTRY OF HEALTH — Continued

Toronto Hospital, 649,233; Toronto Hydro, 837,948; Toronto Transit Commission, 274,408; Transworld Paper Limited, 233,458; Trent Drug Wholesale, 88,815; Trudell Medical, 70,446;

UB Networks Canada Ltd., 276,414; The Uniform Group, 54,663; Union Gas of Canada Ltd., 748,867; Unipath, 150,524; Unis Lumin Inc., 998,984; Unisource Canada Inc., 168,152; University Hospital, 291,599; University of Ottawa, 188,551; University of Toronto, 171,255; University of Toronto Press Inc., 155,286; University of Western Ontario, 4,589,416; Unleash Corporation, 69,064;

VWR Scientific, 217,042; Valley Chrysler Dodge Jeep, 101,154; Valley Distributors, 153,418; Victoria Hospital Corporation, 431,195; Vipra Labs Inc., 56,568; Viomed Laboratories Inc., 101,650; Voyageur Airways, 3,548,857;

J. Waldron, 50,039; Walker Interactive Systems, 125,418; Wallac Canada Inc., 100,318; Ward Associates, 83,225; Westburne Supply, 120,598; Weston Bakeries Ltd., 165,791; Whitby Hydro Electric Commission, 738,150; Wilcox Bodies Ltd., 1,379,354; Williams Communication Services Ltd., 179,491; Jennifer Wilson, 51,649; Windsor, Corporation of the City Of, 62,169; Winvalley Contracting, 372,635; Wise Vision Centre Inc., 69,563; Wood Wyant Inc., 53,369;

Xerox Canada Ltd., 574,377;

S. Yates, 96,179;

Zoystar Inc., 74,016;

691739 Ontario Inc., 73,350; 1047654 Ontario Limited, 59,921; 3181197 Canada Inc., 50,353; Accounts under \$50,000—35,877,881.

Note: Recoveries from Other Ministries (\$669,144):

Beechgrove Regional Children's Centre, 64,256; Metro Toronto Forensic Services, 246,121; Ongwanada Hospital, 114,708; Ontario Drug Benefit Plan, 134,420; Accounts under \$50,000—109,639.

Grants, Subsidies, etc. (\$17,344,568,075):

Clinical, Applied, Operational and Other Health Research (\$16,794,003):

Health Resources Development Fund, 14,445,222; Institute of Clinical Evaluative Sciences in Ontario, 2,400,000; Accounts under \$120,000—(51,219).

Health Resources Development Plan and Professional Relations (\$17,343,363):

College of Midwives of Ontario, 354,100; Health Resources Development Fund, 11,731,881; Homes for Special Care, 474,895; Institute of Clinical Evaluative Sciences in Ontario, 1,000,000; Kingston, Frontenac, Lennox, and Addington, 125,372; McMaster University, 121,736; Ministry of Community and Social Services, 790,800; Queen's University, 148,950; Receiver General for Canada, 2,712,000; University of Toronto, 155,749; Accounts under \$120,000—( 272,120).

Operation of Hospitals (7,391,337,581):

Ajax, Ajax and Pickering General, 28,754,483; Alexandria, Glengarry Memorial, 5,288,916; Alliston, Stevenson Memorial, 8,908,031; Almonte, Almonte General, 5,515,436; Arnprior, Arnprior and District Memorial, 8,386,821; Atikokan, Atikokan General, 3,542,039;

Barrie, Royal Victoria, 49,225,015; Barry's Bay, St. Francis Memorial, 4,845,727; Belleville, Belleville General, 52,108,084; Blind River, St. Joseph's Health Centre, 5,891,394; Bracebridge, South Muskoka Memorial, 12,854,815; Brampton, Peel Memorial, 87,343,755; Brantford, Brantford General, 46,669,652; St. Joseph's, 16,700,432; Brockville, Brockville General, 18,980,698; St. Vincent de Paul, 9,968,627; Burlington, Joseph Brant Memorial, 53,731,476;

## MINISTRY OF HEALTH — Continued

Cambridge, Cambridge Memorial, 43,740,158; Campbellford, Campbellford Memorial, 8,185,466; Carleton Place, Carleton Place and District Memorial, 4,569,321; Chapleau, Chapleau General, 3,360,560; Chatham, Public General, 31,367,095; St Joseph's, 20,403,043 Chesley, Chesley and District Memorial, 2,144,516; Clinton, ClintonPublic, 5,702,088; Cobourg, Cobourg District General, 12,130,210; Cochrane, Lady Minto, 7,478,132; Collingwood, General and Marine, 13,566,727; Cornwall, Cornwall General, 21,443,221; Hôtel Dieu, 27,009,545;

Deep River, Deep River, 3,895,288; Dryden, Dryden District General, 8,846,564; Dunnville, Haldimand War Memorial, 7,301,316; Durham, Durham Memorial, 3,219,983;

Elliot Lake, St. Joseph's General, 11,552,766; Englehart, Englehart and District, 3,353,178; Espanola, Espanola General, 5,483,188; Exeter, South Huron Hospital Association, 3,903,533;

Fergus, Groves Memorial Community, 9,134,627; Fort Erie, Douglas Memorial, 8,496,743; Fort Frances, Riverside Health Care Facilities Inc., 15,108,215;

Geraldton, Geraldton District, 5,721,010; Goderich, Alexandra Marine and General, 11,312,116; Grimsby, West Lincoln Memorial, 11,121,277; Guelph, Guelph General, 28,739,121; St. Joseph's, 25,979,948

Hagersville, West Haldimand General, 7,012,321; Halton Hills, Georgetown and District Memorial, 12,332,266; Hamilton, Chedoke-McMaster Hospitals, 152,622,504; Hamilton Civic Hospitals, 210,375,920; St. Joseph's Community Health Centre, 6,856,792; St. Joseph's, 143,744,910; St. Peter's, 22,270,248; Hanover, Hanover and District, 8,902,521; Hawkesbury, Hawkesbury and District General, 11,676,673; Hearst, Notre Dame, 8,544,838; Hornepayne, Hornepayne Community, 2,619,727; Huntsville, Huntsville District Memorial, 13,362,060;

Ingersoll, Alexandra, 9,028,299; Iroquois Falls, Anson General, 4,909,355;

Kapuskasing, Sensenbrenner, 9,650,632; Kemptville, Kemptville District, 5,439,005; Kenora, Lake-of-the-Woods District, 16,530,661; Kincardine, Kincardine and District General, 6,486,530; Kingston, Hôtel Dieu, 50,273,879; Kingston General, 108,583,823; St. Marys-of-the-Lake, 20,613,476; Kirkland Lake, Kirkland Lake and District, 13,025,027; Kitchener, Grand River Corporation, 108,478,954; St. Mary's General, 40,323,519;

Leamington, Leamington District Memorial, 14,509,326; Lindsay, Ross Memorial, 26,846,892; Listowel, Listowel Memorial, 7,383,721; Little Current, Manitoulin Health Centre, 8,430,577; London, Parkwood, 29,619,965; Parkwood (Geriatric), 2,161,205; St. Joseph's Health Centre, 114,612,879; St. Mary's, 11,980,932; University, 110,224,043; Victoria, 200,295,548;

Manitouwadge, Manitouwadge General, 2,540,449; Marathon, Wilson Memorial General, 2,812,094; Markdale, Centre Grey General, 4,412,107; Markham, Markham Stouffville, 40,227,368; Matheson, Bingham Memorial, 3,408,338; Mattawa, Mattawa General, 3,442,583; Meaford, Meaford General, 6,444,299; Midland, Huronia District, 14,542,545; Milton, Milton District, 13,400,837; Minden, Haliburton Highlands Health Service Corporation, 2,494,400; Mississauga, Credit Valley, 85,818,877; Mississauga, 94,613,663; Moosonee, James Bay General, 6,950,533; Mount Forest, Louise Marshall, 4,537,510;

Napanee, Lennox and Addington County General, 8,923,871; New Liskeard, Temiskaming, 12,785,843; Newbury, Four Counties General, 5,292,299; Newcastle, Bowmanville Memorial, 17,037,542; Newmarket, York County, 56,712,056; Niagara Falls, Greater Niagara General, 41,194,957; Niagara on-the-Lake, Niagara-on-the-Lake General, 3,187,216; Nipigon, Nipigon District Memorial, 3,844,872; North Bay, North Bay General, 48,809,101;

Oakville, Oakville-Trafalgar Memorial, 49,213,820; Orangeville, Dufferin-Caledon Health Care Corporation, 18,062,059; Orillia, Orillia Soldiers' Memorial, 34,816,606; Oshawa, Oshawa General, 108,270,928; Ottawa, Children's of Eastern Ontario, 62,106,955; Hopital Montfort, 31,017,081; Ottawa Civic, 194,711,709; Ottawa General, 116,566,667; Perley, 11,835,642; Queensway-Carleton, 36,436,055; Riverside, 37,321,880; Royal Ottawa Rehabilitation Unit, 18,953,343; Salvation Army Grace General, 23,832,004; Sisters Charity of Ottawa,



## MINISTRY OF HEALTH — Continued

58,346,963; Owen Sound, Grey Bruce Regional Health Centre, 50,224,162;

Palmerston, Palmerston General, 4,699,755; Paris, Willett, 7,510,794; Parry Sound, West Parry Sound Health Centre, 16,048,048; Pembroke, Pembroke Civic, 12,439,265; Pembroke General, 15,675,229; Penetanguishene, Penetanguishene General, 8,384,178; Peterborough, Peterborough Civic, 53,196,671; St. Joseph's General, 28,050,318; Petrolia, Charlotte Eleanor Englehart, 8,032,621; Picton, Prince Edward County Memorial, 7,853,782; Port Colborne, Port Colborne General, 10,401,404; Port Hope, Port Hope and District, 5,666,577;

Red Lake, Margaret Cochenour Memorial, 4,133,321; Renfrew, Renfrew Victoria, 10,511,388; Richmond Hill, York Central, 48,314,653;

St. Catharines, Hôtel Dieu, 45,324,760; St. Catharines General, 48,899,369; Shaver Hospital for Chest Diseases, 10,702,766; St. Marys, St. Marys Memorial, 5,161,866; St. Thomas, St. Thomas Elgin General, 38,747,603; Sarnia, St. Joseph's, 41,519,817; Sarnia General, 38,407,064; Sault Ste. Marie, Plummer Memorial Public, 41,748,488; Sault Ste. Marie General, 33,552,475; Scugog, Community Memorial, 6,154,811; Seaforth, Seaforth Community, 4,721,844; Simcoe, Norfolk General, 20,315,159; Sioux Lookout, Sioux Lookout General, 4,785,202; Smiths Falls, Perth and Smiths Falls District, 22,926,747; Smooth Rock Falls, Smooth Rock Falls, 3,048,438; Southampton, Saugeen Memorial, 4,574,083; Stratford, Stratford General, 33,603,920; Strathroy, Strathroy Middlesex General, 13,378,249; Sturgeon Falls, West Nipissing General, 10,342,713; Sudbury, Laurentian, 51,069,404; Sudbury General, 47,580,339; Sudbury Memorial, 40,028,392;

Terrace Bay, McCausland, 3,338,472; Thunder Bay, General of Port Arthur, 1,305,609; Hogarth-Westmount, 14,342,265; McKellar General, 1,969,584; St. Joseph's General, 26,267,693; Thunder Bay Regional, 79,432,657; Tillsonburg, Tillsonburg District Memorial, 14,866,676; Timmins, Timmins and District, 38,518,013; Toronto, Baycrest, 35,453,114; Bloorview Children's, 11,113,030; Casey House Hospice, 2,883,333; Centenary Health Centre, 91,151,062; Centenary Health Centre (Cardiac Care Network), 544,859; Central, 726,390; Doctors', 36,673,497; Donwood Institute, 5,424,283; Etobicoke General, 55,145,296; Hillcrest, 6,015,694; Hospital for Sick Children, 208,595,400; Hugh MacMillan Medical Centre, 14,828,802; Humber Memorial, 43,661,608; Lyndhurst, 9,300,788; Mount Sinai, 113,848,015; North York Branson, 52,671,285; North York General, 77,853,575; Northwestern General, 38,736,370; Orthopaedic and Arthritic, 16,350,582; Princess Margaret, 64,318,718; Providence, 23,137,082; Queen Elizabeth, 49,427,342; Queensway General, 43,368,275; Riverdale, 45,268,130; Runnymede Chronic Care, 8,075,116; St. Bernard's Convalescent, 2,366,349; St. John's Rehabilitation, 12,565,060; St. Joseph's Health Centre, 97,487,020; St. Michael's, 147,715,677; Salvation Army Grace, 10,815,232; Scarborough General, 97,992,824; Scarborough Grace General, 49,332,702; Sunnybrook Medical Centre, 200,246,933; Sunnybrook Medical Centre (Geriatric), 3,228,679; Toronto East General, 97,859,222; Toronto Hospital Corporation, 373,813,325; Wellesley, 4,543,706; Wellesley Central, 123,186,276; West Park, 37,907,297; Women's College, 67,151,948; York Finch General, 44,181,097; Trenton, Trenton Memorial, 17,328,276;

Uxbridge, Cottage, 5,675,098;

Walkerton, County of Bruce General, 8,416,183; Wallaceburg, Sydenham District, 10,030,093; Wawa, Lady Dunn General, 3,732,194; Welland, Welland County General, 39,065,926; Whitby, Whitby General, 12,092,153; Wiarton, Bruce Peninsula Health Services, 5,128,412; Winchester, Winchester District Memorial, 11,712,788; Windsor, Hotel-Dieu Grace, 95,836,302; Windsor Regional, 98,669,107; Wingham, Wingham and District, 8,617,938; Woodstock, Woodstock General, 24,615,331; Accounts under \$120,000--37,687.

## Operation of Related Facilities (\$348,910,464):

Chatham, St. Joseph's Hospital, 167,565; Cobourg, Sidbrook Private Hospital, 1,295,015; Cornwall, Eastern Ontario District Health Council, 160,117; Hamilton, Chedoke-McMaster Hospitals, 302,585; Kapuskasing, Sensenbrenner Hospital, 221,780; Lakefield, Lakefield Private Hospital, 309,557; London, Grace Villa, 2,503,499; Mississauga, Credit Valley Hospital, 160,000; Moosonee, Moose Factory General Hospital, 4,150,196; North Bay, North Bay General Hospital, 239,508; Ottawa, Canadian Blood Agency, 136,215,500; Canadian Institute for Health



## MINISTRY OF HEALTH — Continued

Information, 424,527; Children's Hospital of Eastern Ontario, 345,921; Perley Hospital, 2,342,050; Queensway-Carleton Hospital, 198,700; Penetanguishene, Beechwood Private Hospital, 597,772; Perth, Wisemans Private Hospital, 1,006,038; St. Catharines, Niagara Peninsula Rehabilitation, 3,674,262; Sioux Lookout Federal Hospital, 3,643,191; Sioux Lookout, Nursing Stations, 1,097,941; Sudbury, Laurentian Hospital, 221,378; Thornhill, Shouldice Hospital, 2,952,372; Thorold, Maplehurst Hospital, 1,056,689; Thunder Bay, Accueil Francophone de Thunder Bay, 188,918; Toronto, Bellwood Health Services Incorporated, 1,318,644; Dewson Private Hospital, 952,396; Don Mills Surgical Unit Limited, 1,043,291; Health Services Restructuring Commission, 1,750,000; Hospital for Sick Children, 1,879,923; Hugh MacMillan Medical Centre, 2,051,667; Invest in Kids Foundation, 10,000,000; Joint Policy and Planning Committee, 512,000; Metro Toronto District Health Council, 133,684; Multiple Organ Retrieval and Exchange Program, 1,452,600; Ontario Breast Screening Program, 9,816,492; Ontario Cancer Treatment and Research Foundation, 140,439,591; Ontario Hospital Association, 1,900,411; Pediatric Oncology Group of Ontario, 498,000; R.I.F.S.S.S.O., 273,176; St. Joseph's Infirmary, 1,192,401; Sunnybrook Medical Centre, 396,773; Toronto Hospital Corporation, 207,672; Toronto Rehabilitation Centre, 5,327,294; University of Toronto-Eye Bank, 392,369; West Park Hospital, 509,066; Welland, Welland County General Hospital, 194,240; Windsor, Children's Rehabilitation Centre of Essex, 163,142; Windsor Regional Hospital-Remedial Speech, 242,870; Woodstock, Woodstock Private Hospital, 658,178; Accounts under \$120,000—2,129,503;

## Grants to Compensate for Municipal Taxation (\$3,924,975):

Accounts under \$120,000—3,924,975.

## Clinical Education (\$174,074,900):

Collingwood, General and Marine Hospital, 122,000; Hamilton, Chedoke-McMaster Hospitals, 20,054,880; Hamilton Civic Hospitals, 1,127,217; McMaster University, 4,433,450; St. Joseph's Hospital, 904,358; Kingston, Kingston General Hospital, 11,114,977; London, St. Joseph's Health Centre, 1,536,737; University Hospital, 2,778,956; University of Western Ontario, 921,781; Victoria Hospital, 19,383,322; Mount Brydges, Southwest Middlesex Health Centre, 528,486; Ottawa, Children's Hospital of Eastern Ontario, 18,420,352; Ottawa Civic Hospital, 1,830,044; Ottawa General Hospital, 1,756,953; Royal Ottawa Rehabilitation Unit, 434,517; Sisters of Charity Ottawa Hospital, 922,826; University Of Ottawa, 3,382,091; Thunder Bay, Thunder Bay Regional Hospital, 146,676; Toronto, Clarke Institute of Psychiatry, 918,566; Hospital for Sick Children, 1,755,375; The Michener Institute, 9,822,256; Mount Sinai Hospital, 1,196,379; Ontario Cancer Treatment and Research Foundation, 781,711; Princess Margaret Hospital, 615,080; Ryerson Polytechnic University, 389,242; St. Michael's Hospital, 1,646,314; Sunnybrook Medical Centre, 2,056,226; Sunnybrook Regional Cancer Centre, 21,772; Toronto Hospital Corporation, 8,023,191; Toronto Hospital Postgraduate Payroll Association, 51,902,089; University of Toronto, 3,732,086; The Wellesley Central Hospital, 1,210,679; Women's College Hospital, 980,137; Accounts under \$120,000—( 775,826).

## Capital Acquisition and Construction of Physical Assets (\$448,352):

Tobacco Control, 448,352.

## Grants to Health and Long Term Care Facilities--Capital (\$166,808,386):

Substance Abuse Centres (\$200,518)

Grand River Hospital, 121,238; Accounts under \$120,000—79,280.

## Community Health Centres (\$4,292,675):

Centre de Santé Communautaire de Sudbury, 260,384; Parkdale Community Health Centre, 1,077,600; South Riverdale Community Health Centre, 1,799,600; West Central Community Health Centre, 1,089,886; Accounts under \$120,000—65,205.

## Community Mental Health Centres (\$834,654):

St. Christopher's House, 757,724; Accounts under \$120,000—76,930.

## MINISTRY OF HEALTH — Continued

## General Hospitals (\$130,435,965):

Bruce Peninsula Health Services, 386,212; Cambridge Memorial Hospital, 1,411,188; Children's Hospital of Eastern Ontario, 192,580; Collingwood General and Marine, 12,082,907; Donwood Institute, 1,128,750; Dufferin-Caledon Health Care Corporation, 12,125,082; Etobicoke General Hospital, 948,316; Georgetown and District Memorial Hospital, 1,350,000; Guelph General Hospital, 1,700,000; Hamilton Health Sciences, 370,480; Hôtel Dieu Hospital, 249,148; Joseph Brant Memorial Hospital, 690,036; London Health Science Centre, 5,862,907; Louise Marshall Hospital, 364,166; Norfolk General Hospital, 291,524; Notre Dame Hospital, 245,416; Oakville-Trafalgar Memorial Hospital, 370,771; Ontario Cancer Treatment and Research Foundation, 2,740,718; Ottawa Civic Hospital, 227,369; Ottawa General Hospital, 270,087; The Perley Hospital, 800,000; The Peterborough Civic Hospital, 344,670; Princess Margaret Hospital, 2,764,248; Queen Elizabeth Hospital, 325,896; Riverside Hospital, 216,666; Royal Ottawa Health Care Group, 132,948; Royal Victoria Hospital of Barrie, 30,062,102; St. Joseph's Health Service Association of London, 11,411,437; St. Mary's General Hospital, 483,383; St. Michael's Hospital, 10,624,215; St. Peter's Hospital, 286,440; Scarborough Centenary Hospital, 280,601; Sunnybrook Health Science Centre, 27,653,688; Whitby General Hospital, 131,896; Windsor Regional Hospital, 1,323,341; Accounts under \$120,000—586,777.

## Long Term Care (\$31,044,574):

Belmont House, 400,000; Cedar Grove Lodge, 500,000; Centre D'accueil Champlain, 3,000,000; Fairhaven Home for Senior Citizens, 400,000; Faith Manor Nursing Home, 1,800,000; The Glebe Centre Inc., 1,000,000; Glen-Stor-Dun Lodge, 300,000; Green Acres (Vaughan), 500,000; Heritage Green Nursing Home, 1,590,000; Huron Lodge, 675,628; Mauno Kaihla Koti, 1,800,000; Metro Legion Village, 800,000; Mon Sheong Nursing Home, 1,100,000; The Pentecostal Benevolent Association of Ontario, 1,800,000; Pine Meadow, 1,685,175; Province Wide Occupational Health, 2,094,774; Regional Municipality of Toronto, 9,369,741; Shalom Village Nursing Home, 1,667,156; Timmins Children's Treatment Centre, 189,200; Accounts under \$120,000—372,900.

Payments made for services and care provided by physicians and practitioners under the Health Insurance Plan (\$4,863,070,597).

Medical Review Committee (\$1,513,101).

## Special Drugs Program (\$82,247,955):

Hamilton, Chedoke-McMaster Hospitals, 542,170; St. Joseph's Hospital, 4,594,778; Kingston, Kingston General Hospital, 1,332,912; Kitchener, Grand River Hospital Corporation, 1,647,548; London, St. Joseph's Health Centre, 440,931; University Hospital, 5,653,418; Victoria Hospital, 2,766,696; Mississauga, Credit Valley Hospital, 1,301,512; North Bay, North Bay General Hospital, 137,072; Orillia, Orillia Soldiers' Memorial, 380,788; Oshawa, Oshawa General Hospital, 1,081,630; Ottawa, Children's Hospital of Eastern Ontario, 1,775,949; Ottawa Civic Hospital, 3,544,744; Ottawa General Hospital, 1,934,676; Royal Ottawa Hospital, 8,485,968; Renfrew, Renfrew Victoria Hospital, 206,084; St. Catharines, Hôtel Dieu Hospital, 1,119,783; Sault Ste. Marie, Plummer Memorial Public, 412,770; Sudbury, Laurentian Hospital, 1,955,317; Thunder Bay, Thunder Bay Regional Hospital, 599,492; Toronto, Hospital for Sick Children, 7,529,731; Princess Margaret Hospital, 464,049; St. Joseph's Health Centre, 183,120; St. Michael's Hospital, 3,062,144; Sunnybrook Medical Centre, 13,109,285; Toronto Hospital Corporation, 13,303,214; The Wellesley Central Hospital, 3,612,495; Windsor, Hôtel-Dieu Grace Hospital, 712,388; Accounts under \$120,000--357,291.

Ontario Drug Benefit Plan (\$903,161,135).

Trillium Drug Program (18,902,585).

Laboratory Proficiency Testing—costs and expenses (2,301,164):

Ontario Medical Association, 2,301,164.



## MINISTRY OF HEALTH — Continued

## Mental Health, Community Based (\$175,630,668):

Ajax, Ajax and Pickering General Hospital, 140,000; Alliston, Stevenson Memorial Hospital, 327,770; Atikokan, Atikokan General Hospital, 210,064;

Barrie, Community Services Program, 667,718; Royal Victoria Hospital, 789,912; Simcoe County District Health Council, 200,760; Belleville, Belleville General Hospital, 1,270,431; Community Mental Health Program Hastings, 224,059; Community Mental Health Program Hastings, 642,528; Quinte and Region Community Homes, 197,327; Bracebridge, B'saanibamaadisiwin, 131,463; Community Mental Health Service, 1,348,101; Brampton Friends and Advocates-Peel, 209,214; Brampton Psychiatric Day Therapy, 417,546; Peel Activities Rehabilitation, 791,922; Peel District Health Council, 947,072; Peel Memorial Hospital, 1,283,646; Brantford, Alternatives Activity Centre, 421,147; Brantford General Hospital, 133,886; Multicultural Mental Health Services, 178,045; Brockville, Brockville Friendship Centre Inc., 495,507; Leeds Grenville Phased Housing, 831,343; Leeds and Grenville Community Mental Health Program, 481,417; Tri-County Crisis Response Network, 135,116; Burlington, Joseph Brant Memorial Hospital, 615,828; Summit Halfway House Inc., 506,620;

Cambridge, Cambridge Active Self Help, 162,917; Cambridge Memorial Hospital, 951,751; Campbellford, Campbellford Memorial Hospital, 303,710; Canadian Mental Health Association-Elgin House, 276,598; Chappleau, Chappleau General Hospital, 180,485; Chatham, Kent Community Mental Health Association, 1,337,021; Public General Hospital, 722,251; Cobourg, Cobourg District General Hospital, 488,853; Cochrane, Minto Counselling Centre, 647,826; Collingwood, General and Marine Hospital, 539,719; Cornwall, Cornwall General Hospital, 1,738,104; Supportive Housing, 562,242;

Downsview, Youth Clinical Service, 467,717; Dryden, Dryden District General Hospital, 387,022; Dunnville, True Experience Housing, 165,686; True Experience Work Program, 143,791;

Etobicoke, Etobicoke Mental Health Centre, 605,139; Family Association for Mental Health (F.A.M.E.), 233,803; Friends and Advocates Centre., 242,404;

Fonthill, Niagara District Health Council, 157,812; Niagara Housing Program, 664,307; Fort Frances, Anishinabeg Community Counselling Services., 161,042; Canadian Mental Health Association Club House, 194,020; Riverside Health Care Facilities Inc., 687,422; Sunset County Psychiatric Survivors, 149,177;

Geraldton, North of Superior Community Mental Health Program, 469,298; Goderich, Alexandra Marine and General Hospital, 807,018; Guelph, Community Links Program, 568,843; Community Mental Health Clinic, 2,663,892; Wellington-Dufferin District Health Council, 460,872; Wellington/Dufferin Homes for Psychiatric Rehabilitation, 295,661;

Hamilton, Community Social, Vocational and Rehabilitation-Schizophrenia Inc., 1,332,312; Health Promotion Program, 931,102; Mental Health Promotion, 277,260; St. Joseph's Hospital, 1,316,138; Wellington Psychiatric Outreach Program, 395,445; Hawkesbury, Hawkesbury and District General Hospital, 799,810; Homes for Special Care, 15,413,766;

Inglewood, Peace Ranch, 389,312;

Kapuskasing, Hearst/Kapuskasing /Smooth Rock Counselling Service, 1,048,296; Kenora, Kenora Community Mental Health Support Program, 502,006; Lake-of-the-Woods District Hospital, 759,559; New Directions Counselling Centre, 229,646; Sacred Circle, 397,269; Kingston, Community Crisis Centre, 205,530; Kingston Friendship Homes Inc., 1,427,258; Kingston General Hospital, 367,500; Kirkland Lake, Community Contact/Community Mental Health Association, 215,695; Timiskaming Mental Health Program, 707,596; Kitchener, Achievement in Motion, 194,869; Community Support Services, 956,464; Grand River Hospital Corporation, 1,351,434; Waterloo Regional Homes for Mental Health Inc., 904,812;



## MINISTRY OF HEALTH — Continued

- Leamington, Leamington District Memorial Hospital, 208,730; Lindsay, Lindsay Level One Supportive Housing Program, 321,156; Ross Memorial Hospital, 789,516; Span, 142,067; London, Community Integration and Support Services, 245,980; Life Skills and Rehabilitation Program, 154,243; Thames Valley District Health Council, 617,460; University Hospital, 671,370; Victoria Hospital, 1,519,542; Western Ontario Therapeutic Community Mental Health, 2,222,187; Lucan, The Crest Centre (Meadowcrest) Inc., 753,439;
- Markham, Markham Stouffville Hospital, 233,872; Mercare Homes Inc., 206,389; Midland, Wendat Community Support Program, 328,282; Mississauga, Credit Valley Hospital, 267,305; Mississauga Hospital, 2,259,955; Moosonee, James Bay General Hospital, 448,927;
- Napanee, Lennox and Addington Community Mental Health Services, 439,974; Newmarket, Co-ordinating Advisory Committee, 276,078; York County Hospital, 468,916; York Region District Health Council, 193,387; York Region Mental Health Service, 293,645; York Region New Directions Program, 624,559; York Support Services Network, 1,049,812; Niagara Falls, Greater Niagara General Hospital, 588,255; North Bay, Adult Case Management Program, 308,389; Flex Support Program, 281,493; Nipissing Social Rehabilitation and Housing Program, 1,088,684; North York, Counselling and Special Needs, 213,076; Friends and Advocacy Centre North York, 300,373;
- Oakville, Halton District Health Council, 159,998; Halton Work Program, 576,639; North Halton Mental Health Program, 493,381; Oakville Re-entry Homes, 248,800; Oakville-Trafalgar Memorial Hospital, 479,364; Oasis, 312,259; Orillia, Orillia Soldiers' Memorial, 505,002; Oshawa, Community Mental Health Association, Durham Branch, 1,580,196; COPE Mental Health Program, 201,286; Oshawa General Hospital, 1,275,562; United Survivors, 126,023; Ottawa, Causeway, 378,065; Children's Hospital of Eastern Ontario, 123,389; Community Progress, 198,446; Hôpital Montfort, 549,754; Northern Ontario Francophone, 621,927; Ottawa General Hospital, 1,762,887; Ottawa Salus Corporation, 1,090,880; Queensway-Carleton Hospital, 123,389; Regional Case Management Program for Ottawa-Carleton, 556,308; Royal Ottawa (Psychiatric) Hospital, 152,881; Social Rehabilitation, 247,249; Owen Sound, Grey Bruce Community Mental Health Corporation, 1,268,399; Union Place, 414,795;
- Parry Sound, West Muskoka-Parry Sound District Health Council, 490,497; Pembroke, Pembroke General Hospital, 446,486; Renfrew District Health Unit Mental Health Services, 480,195; Peterborough, Community Mental Health Association, 505,480; Haliburton-Kawartha Pine Ridge District Health Council, 120,345; Peterborough Civic Hospital, 1,347,039;
- Red Lake, Margaret Cochenour Memorial Hospital, 246,555; Renfrew, Renfrew Victoria Hospital, 187,032; Richmond Hill, York Central Hospital, 600,931;
- St. Catharines, Community Mental Health Association, 132,470; Niagara Community Mental Health, 367,784; St. Catharines General Hospital, 294,438; St. Thomas, Elgin Community Mental Health Support Services, 552,155; Sarnia, Lambton Community Mental Health Adult Services, 909,311; Sarnia General Hospital, 292,789; Sault Ste. Marie, Algoma Community Psychiatric Case Management Program, 476,814; Plummer Memorial Public Hospital, 1,548,252; Psychosocial Services Club, 84, 475,644; Silverts Clothing forSeniors, 134,349; Simcoe, Abel Enterprises, 206,291; Adult Mental Services Simcoe, 705,925; Sioux Lookout, Sioux Lookout General Hospital, 231,162; Smiths Falls, Community Mental Health Service (Lanark), 619,898; Rideau Valley District Health Council, 604,141; Survivors B.R.I.D.G.E., 128,308; Southampton, Bruce Shoreline Family, 337,105; Stratford, Genesis Community Support, 486,799; Stratford General Hospital, 584,420; Strathroy, S.E.A.R.C.H Community Services, 234,308; Sturgeon Falls, West Nipissing General Hospital, 333,582; Sudbury, Network North (Sudbury Algoma), 1,712,663; Sudbury General Hospital, 1,623,777; 3-C Centre (Community Drop-In Centre), 430,519;
- Thornhill, the Chaitikvan Foundation, 322,096; Thunder Bay, Alpha Court Mental Health Programs, 806,633; Community Mental Health Association - New Directions, 559,736; Dilico Counselling Service Team, 136,394; P.A.C.E.Thunder Bay Chapter, 120,812; Rehabilitation Action Program, 196,064; Thunder Bay District Health

## MINISTRY OF HEALTH — Continued

Council, 240,200; Thunder Bay Regional Hospital, 314,447; Timmins, Community Mental Health Association Housing Program, 753,332; Timmins and District Hospital, 440,520; Toronto, Across Boundaries, 245,104; Adjustment into Society Inc., 316,331; Alternatives, 454,564; Among Friends Centre, 158,729; Anglican Houses, 1,007,584; Applause Community Development Corporation, A-Way Express, 400,165; Archway, 234,498; Baycrest Hospital, 493,994; Bayview Community Services, 463,933; Boundless Adventures, 242,058; Centenary Health Centre, 763,049; Community Housing Support Services, 352,042; Community Occupational Therapy Association, 3,328,605; Community Resources Consultants, 2,100,084; Connect Housing, 581,133; Consumer Survivor Business Council, 224,775; Consumer/Survivor Development Initiative, 468,520; Depressive and Manic Depressive Association of Ontario, 187,105; East North York Case Management Program, 542,897; Eden Community House, 332,764; Etobicoke General Hospital, 420,934; Fresh Start, 212,524; Gerstein Centre, 1,643,322; Getting in Touch, 152,286; Homeward Mental Health Projects, 269,629; Hong Fook Mental Health Service, 576,272; Hospital for Sick Children, 791,419; Houselink Community Homes Inc., 1,317,134; Humber Memorial Hospital, 426,533; Incest Survivor Group, 160,803; Madison Avenue Residences, 1,087,869; Margaret Frazer House, 486,116; Mental Health Ontario-Community Development, 1,616,485; Mental Health Program Services, 854,859; Metro Toronto District Health Council, 932,020; Mississauga Supportive Housing, 894,579; Mount Sinai Hospital, 121,057; New Dimensions in Community Living, 1,067,307; New Outlook - Central Toronto Youth, 577,414; North York General Hospital, 1,449,949; Ontario Association of Distress Centres, 197,623; Ontario Friends of Schizophrenics, 190,308; Opportunity for Advancement, 158,282; Parkdale Activity and Recreation, 659,533; Progress Place Clubhouse, 1,362,470; Redirection Through Education, 471,083; Regeneration House, 698,344; St. Christopher House, 272,973; St. Joseph's Health Centre, 453,621; St. Jude Homes for the Homeless, 169,468; Salvation Army Community Support and Employment Program, 638,950; Scarborough General Hospital, 816,635; Scarborough Grace General Hospital, 246,079; Sistering, 646,545; Street Haven - Joubert House, 122,569; Street Health, 274,471; Sunnybrook Medical Centre, 650,018; Supportive Housing Coalition, 287,413; Toronto East General Hospital, 1,401,246; Toronto Hospital Corporation, 1,556,048; Toronto - Sound Times, 199,672; Trinity Square Cafe, 286,424; West Humber Homes, 1,876,542; West Park Hospital, 231,495; Women's College Hospital, 640,553; Women's Counselling Referral, 333,269; Woodgreen Community Centre, 124,900; Work Adjustment and Employment Program, 208,700; 416 Drop-in Centre, 350,604; Townsend, Haldimand-Norfolk District Health Council, 129,930;

Vanier, Hébergement Renaissance Inc., 413,503;

Wallaceburg, Sydenham District Hospital, 141,119; Waterloo, Waterloo District Health Council, 124,996; Welland, Gateway Residence, 256,535; Oak Centre, 292,016; Welland County General Hospital, 258,737; Whitby, Colborne Community Services, 1,128,589; Durham Regional District Health Council, 128,436; Wiarton, Bruce Peninsula Co-op Residence, 352,484; Windsor, Essex County District Health Council, 123,636; Programmed Activity for Therapy and Health, 334,038; Rehabilitation, Residential and Support Services, 1,853,389; Windsor Regional Hospital, 795,298; Woodstock, Community Support Services, 239,819; Woodstock General Hospital, 362,468; Accounts under \$120,000—11,353,830.

Ontario Mental Health Foundation (\$286,141).

Health Promotion (\$12,293,479):

Algoma Best Start, 450,000; Best Start Barrie, 450,000; Black Creek Focus Community Coalition, 185,775; Brant Haldimand-Norfolk Heart Health, 247,575; Canadian Council on Smoking and Health, 286,127; Commitment to a Healthier Brant, 407,100; Council for a Tobacco Free Ontario, 361,000; East York Health Unit, 133,824; First Nation Council-West Bay, 143,925; Heart and Stroke Foundation of Ontario, 1,909,798; Laurentian University, 262,958; Metropolitan Toronto Reference Library, 234,787; North Bay Focus Community Coalition, 164,325; O'Connor Focus Community, 154,965; Ontario Prevention Clearing House, 2,078,799; Ontario Public Health Association, 878,571; Ottawa-Carleton Regional Health Unit, 135,111; Parkdale Focus Community Coalition, 160,775; Program Training and Consultation Centre, 300,000; Regent Park Focus Community Coalition, 146,875; Sault Ste. Marie Anti-drug Focus Committee, 181,725; Self Help Clearinghouse, 170,000; Smoking and Health Action Foundation, 357,091; University of Toronto, 679,625; Vanier Focus Community Coalition, 152,225; Windsor Anti-Drug Focus Community Coalition, 146,725; York Central Hospital, 247,575;



## MINISTRY OF HEALTH — Continued

Accounts under \$120,000—1,266,223.

Grants to Compensate for Municipal Taxation—Psychiatric Hospitals (\$186,150).

Specialty Psychiatric Hospital Services (\$82,320,055):

Guelph, Homewood Health Centre, 21,053,832; Kingston, Institute of Psychotherapy, 641,600; Ottawa, Royal Ottawa (Psychiatric) Hospital, 23,237,135; Sudbury, Network North (Sudbury Algoma), 6,174,588; Clark Institute of Psychiatry, 31,212,900.

Underserved Area Plan (\$16,476,302):

Dr. B. Abounassar, 228,258; Canadian National Institute for the Blind, 142,353; Dr. J. G. Crysler, 180,259; Extended Campus Program, 170,417; Geraldton District Hospital, 153,356; P. Khouzam, 166,967; Lady Dunn General Hospital, 265,704; Leamington District Memorial Hospital, 124,351; McKellar General Hospital, 136,974; Nipigon District Memorial Hospital, 329,175; Northern Outreach Program, 770,244; Northwestern Health Unit, 254,930; Dr I. Park, 226,498; Parry Sound District General Hospital, 239,839; M. L. Rogelstad, 151,863; The Township of Rutherford and George, 183,613; Sensenbrenner Hospital, 135,707; Dr. A. Talalla, 294,873; Dr. J D Taylor, 208,209; Timmins and District Hospital, 222,851; Accounts under \$120,000—11,889,861.

Northern Travel Program (\$8,425,130).

Independent Health Facilities (\$11,057,116).

Community Health Centres (\$87,086,826):

Aboriginal Healing and Wellness, 5,100,000; Access Alliance Multicultural, 1,648,643; Anishnawbe Health Toronto, 1,207,704; Association of Ontario Health Centres, 401,010; Barbara Black Centre for Youth Resources, 766,145; Barrie, 1,194,140; Bernard Betel Centre of Creative Living, 277,980; Better Beginning, Better Futures, 1,200,000; Black Creek, 1,379,940; Canadian Diabetes Association, 160,000; Carlington Community Resources Centre, 1,589,539; Centre de Santé Communautaire de l'Estrie, Ontario, 3,177,712; Centre Médico-Sociale Communautaire (Toronto) Inc., 1,652,769; Centretown Community Health Centre Inc., 2,984,162; Davenport - Perth Neighbourhood Centre, 1,529,739; East End Health Services, 1,651,411; East Parry Sound Health and Services Centre, 907,614; Flemingdon Health Centre, 2,640,100; Guelph, 1,261,515; The Health Station (Yonge and Eglinton), 1,281,899; Lakeshore Area Multi-Service Project (LAMP) Inc., 1,662,131; Lang's Farm Village Association, 825,806; Lawrence Heights Medical Centre, 2,562,026; London Intercommunity Health Centre, 1,226,278; Longlac Community Health Centre, 920,605; Mary Berglund Family Clinic, 1,098,142; Merrickville District Community Health and Service Centre, 826,708; Misiway Eniniwuk Health Centre, 1,102,131; Mississauga of the Credit Nation, 454,000; Niagara, 666,464; North Hamilton Community Health Centre, 2,081,876; North Kingston Community Health Centre, 1,645,967; North Lambton Community Health Centre, 669,640; North Lanark Community Health Centre, 1,033,051; Ogden East-End Community Health Centre, 930,730; F. O'Leary, 1,468,776; Ontario Prevention Clearing Housing, 180,000; Parkdale Community Health Centre, 1,893,799; Pinecrest - Queensway Health and Community Service Centre, 1,629,751; Planned Parenthood of Toronto, 996,894; Portland District, 739,754; Regent Park Community Health Centre, 2,213,420; Rexdale Community Health Centre, 503,248; Sandwich Community Health Centre, 1,309,579; Sandy Hill Community Health Centre, 3,908,717; Somerset West Community Health Centre, 2,769,924; South East Ottawa Residential Centre, 1,725,268; South Oshawa Community Development Project, 1,232,861; South Riverdale Community Health Centre, 2,307,563; Stonegate Community Association, 1,071,028; Teen Health Centre, 1,203,924; Temiskaming Community Health Centre, 894,541; Tweed and District Community Health Centre and Seniors Services, 982,972; Wesley Urban Ministries, 1,042,077; West Central Community Health Centres of Toronto, 1,630,376; West Central Youth Program, 837,781; West Elgin Community Health Centre, 1,101,757; West Hill Community Services, 939,234; Whole Centre for Women's Health in Toronto, 1,617,183; Woolwich Community Health Centre, 1,365,917; York Community Services Centre, 1,838,683; Accounts under \$120,000—(35,778).

Midwifery Services (\$9,223,391):

Lebel Midwifery Care Organization of Ontario, 9,223,391.



## MINISTRY OF HEALTH — Continued

Northern Diabetes Health Network (\$4,762,500):

Northern Canadian Diabetes Association, 4,762,500.

Substance Abuse Program (\$91,726,436):

Addiction Assessment, 469,052; Addiction Assessment Services of Brant, 381,141; Addiction Assessment Services of Ottawa-Carleton, 486,073; Addiction Counselling-Family, 250,392; Addiction Outreach for Muskoka, 363,828; Addiction Research Foundation, 1,105,337; Addiction Services of Eastern Ontario, 184,107; Addictions Training Assessment, 269,507; Alcohol Assessment and Referral, 730,243; Alcohol Counselling Service, 138,038; Alcohol and Drug Assessment, 274,763; Alcohol and Drug Assessment Services, 471,423; Alcohol and Drug Services of Thames Valley, 347,198; Alcohol and Drug Treatment Centre Niagara, 344,225; Alcohol Referral Centre of Kingston, 372,723; Alcontrol Homes, 362,109; Alpha House, 301,314; Alternatives for Youth, 261,608; Amethyst Womens Addictions Centre, 503,722; Anishnabe Naadmaagi Gamig, 299,625; Bold-Park Lodge Inc. Mary Ellis Program, 151,726; Brant Alcove Rehabilitation Services Inc., 191,384; Brentwood Recovery Home, 1,242,233; Breton House, 297,351; Brockville General Hospital, 259,898; Buenavista on the Rideau, 425,120; Canadian Foundation on Compulsive Gambling, 225,150; Caritas Project, 325,719; Carleton Place Alwood Recreation, 518,016; Centretown Community Health, 320,437; Clarissa Manor, 191,213; Community Addictions Outreach Program, 523,838; Community Alcohol / Drug Assessment Program, 341,968; Community Alcohol and Drug Services- Homewood Community, 1,093,545; Community Older Persons Alcohol Program, 289,110; Cornwall General Hospital, 599,806; Crossroads Centre Inc., 752,042; Del-Art Manor Inc., 243,587; Destiny Manor Outpatient Services, 284,093; Dilico Alcohol and Drug Abuse Treatment Centre, 350,035; Doctors' Hospital, 932,124; Donwood Institute, 995,050; Drug and Alcohol Registry Treatment, 770,693; Eastern Ontario Addictions Program, 347,417; Empathy House, 317,686; Fourcast Incorporated Substance Abuse, 464,852; Friendship Welcome Centre of Cornwall Inc., 339,808; G and B House, 241,393; Grand River Hospital Corporation, 662,972; Grey Bruce Regional Health Centre, 1,038,857; Half-way House Inc., 509,387; Halton Alcohol and Drug Addiction, 712,100; Halton Recovery House Inc., 290,726; Hamilton Civic Hospitals, 787,196; Harmony House Inc., 368,758; Harvest House, 314,484; Hope Place for Women's Treatment Centre, 550,771; Hospital for Sick Children, 264,000; Hôtel Dieu Hospital, 1,915,040; House of Friendship of Kitchener, 366,540; House of Sophrosyne, 457,796; House of Welcome Incorporation, 180,164; Humber Memorial Hospital, 488,041; Huron Addiction Assessment Referral, 254,925; Ingles House, 330,510; James Street Recovery Program, 248,854; Jean Tweed Treatment Centre, 1,277,997; Jubilee Centre, 577,324; K.A.R.-Youth Addictions Healing Centre, 398,059; Kent City Alcohol Day Care, 465,949; La Maison Renaissance Inc., 712,333; Lake-of-the-Woods District Hospital, 1,000,123; Lennox and Addington Addiction Services, 297,446; Maison Arc-En-Ciel, 435,679; Maison Fraternite, 1,511,744; MaKay Manor Inc., 307,573; Maplewood Counselling (Woodstock) Inc., 185,103; Ministry of Community and Social Services, 1,243,612; Mission Services Men's Residence, 328,281; Mount Carmel House Treatment Centre, 267,968; Network North (Sudbury Algoma), 2,381,550; Newmarket Addiction Services York Region, 665,075; Niagara Alcohol and Drug Assessment Services, 517,219; Nipissing Detox Centre, 2,126,453; Nipissing District Drug Alcohol, 364,468; Norfolk General Hospital, 709,812; North Cochrane Addiction Service Centre, 583,025; North of Superior Assessment/Referral, 280,811; Northern Residential Treatment Program, 576,733; Ontario Federation of Indian Friendship Centre, 548,500; Options for Change, 276,942; Oshawa General Hospital, 1,294,242; Parkdale Community Health Centre, 672,733; Pathways Alcohol and Drug Counselling Service, 241,025; Pedahbun Lodge, 336,952; Peel Addiction Referral Centre Inc., 436,399; Peel Memorial Hospital, 1,096,568; Perth Addiction Centre Inc., 365,136; Plummer Memorial Public Hospital, 917,849; Port Colborne General Hospital, 1,636,963; Quinton Warner House, 360,350; Renascent Fellowship, 2,158,767; Revered Tommy Beardy Memorial, 325,768; Rideauwood Addiction and Family Services, 734,332; Riverside Health Care Facilities, Inc., 146,981; Robins Hill Aftercare Service Inc., 156,372; Rockhaven, 374,004; Royal Ottawa (Psychiatric) Hospital, 962,144; Royal Victoria Hospital, 795,453; Sacred Circle-Youth Addictions Program, 212,100; St. Joseph's General Hospital, 4,025,289; St. Joseph's Health Centre, 1,317,120; St. Joseph's Hospital, 612,997; St. Mary's General Hospital, 575,372; St. Michael's Halfway Houses, 609,696; St. Michael's Hospital, 685,501; St. Vincent de Paul Ozanam, 295,186; Salvation Army, 3,814,398; Sarnia General Hospital, 480,757; Sault Ste. Marie, Alternatives for Youth, 319,319; Serenity House Inc., 435,332; SerenityHouse of Quinte, 493,174; Simcoe Muskoka Parry Sound Recovery Homes, 393,113; Simcoe Outreach Services, 608,797; Sioux Lookout General Hospital, 455,647; Sisters of Charity Ottawa Hospital, 853,891; Smooth Rock Falls Hospital, 658,629; Sobriety House, 175,504; South Cochrane Addiction Service, 364,162;

## MINISTRY OF HEALTH — Continued

Stonehenge Therapeutic Community, 624,420; Streethaven-Addictions Case Management, 258,450; Sudbury Addiction Treatment Program, 262,702; S.S. Marie Alcohol Recovery Home Inc., 296,592; The Brock Cottage Inc., 752,533; Three C's Reintroduction Centre, 315,125; Thunder Bay Alcohol Addiction Rehabilitation Follow-up, 259,145; Timiskaming Alcohol Assessment Program, 181,998; Toronto East General Hospital, 973,666; Toronto Hospital Corporation, 804,216; Transition House, 296,154; Tri-County Addictions, 391,080; Turning Point Incorporated, 419,050; The Vitanova Foundation, 327,527; Wayside House of Hamilton, 420,328; Wayside House of St. Catharines, 408,192; Weechi It Win Family Services Inc., 200,000; West Nipissing General Hospital, 143,659; Westover Treatment Centre, 1,066,706; Windsor Regional Hospital, 1,118,905; YMCA Metropolitan Toronto Youth Substance Abuse, 528,433; Youth Clinical Services, 123,232; Youth Drug and Alcohol Treatment Centre, 455,504; Youth Substance Abuse Program, 283,175; 416 Addiction Case Management Program, 250,161; Accounts under \$120,00—1,434,839.

Addiction Research Foundation (\$31,520,525).

## Official Local Health Agencies (\$191,224,321):

Belleville, Hastings and Prince Edward, 3,264,062; Bracebridge, Muskoka-parry Sound Health Unit, 2,493,064; Brampton, Peel Regional Health Unit, 11,094,359; Brantford, Brant County District Health Unit, 2,982,165; Brockville, Leeds Grenville and Lanark, 3,579,130; Chatham, Kent-Chatham Health Unit, 2,323,726; Clinton, Huron County Health Unit, 1,508,653; Cobourg, Haliburton, Kawartha, Pine, 3,961,385; Cornwall, Eastern Ontario Health Unit, 4,049,899; Fergus, Wellington-Dufferin-Guelph Health Unit, 3,474,502; Hamilton, Hamilton-Wentworth Health Unit, 9,384,459; Kenora, Northwestern Health Unit, 3,300,170; Kingston, Kingston Frontenac and Lennox, 4,413,706; Kirkland Lake, Timiskaming Health Unit, 1,091,761; Kitchener, Waterloo Region Health Unit, 6,942,686; London, Middlesex-London Health Unit, 7,349,599; Midhurst, Simcoe County Health Unit, 6,838,479; Newmarket, York Region Health Unit, 7,329,305; North Bay, North Bay and District Health Unit, 2,695,691; Oakville, Halton Region Health Unit, 4,715,273; Oshawa, Durham Region Health Unit, 6,054,754; Ottawa, Ottawa-Carleton Region Health Unit, 12,837,300; Owen Sound, Bruce-Grey-Owen Sound Health Unit, 3,186,871; Pembroke, Renfrew County Health Unit, 2,817,162; Peterborough, Peterborough County Health Unit, 2,463,522; Sarnia, Lambton Health Unit, 2,370,399; Sault Ste. Marie, Algoma Health Unit, 3,161,416; Scarborough, City of Scarborough, 5,303,399; Scarbrouh, Scarborough Health Unit, 3,014,455; Simcoe, Haldimand-Norfolk Health Unit, 2,322,727; St Thomas, Elgin-St. Thomas Health Unit, 2,157,153; Stratford, Perth District Health Unit, 2,187,789; St. Catharines, Niagara Region Health Unit, 6,389,944; Sudbury, Sudbury and District Health Unit, 5,349,742; Thunder Bay, Thunder Bay District Health Unit, 3,679,138; Timmins, Porcupine Health Unit, 3,426,740; Toronto, Borough of East York Health Unit, 2,357,772; Toronto, City of York Health Department., 1,885,072; Toronto, Toronto City Health Department, 13,108,517; Willowdale, North York Health Department., 7,202,522; Windsor, Metro Windsor Essex Health Unit, 5,906,740; Woodstock, Oxford County Health Unit, 1,896,799;

Less Recoveries: Receiver General of Canada, ( 348,980); Ministry of Finance, (431,605); Accounts under \$120,000—132,899.

## Family Planning (\$18,689,876):

Belleville, Hastings and Prince Edward, 418,512; Bracebridge, Muskoka-Parry Sound Health Unit, 235,212; Brampton, Peel Regional Health Unit, 1,217,953; Brantford, Brant County District Health Unit, 333,422; Brockville, Leeds Grenville and Lanark, 318,457; Chatham, Kent-Chatham Health Unit, 216,009; Cobourg, Haliburton, Kawartha, Pineridge District Health Unit, 260,566; Cornwall, Eastern Ontario Health Unit, 371,124; Etobicoke, City of Etobicoke Health Unit, 356,408; Fergus, Wellington-Dufferin-Guelph Health Unit, 407,933; Hamilton, Hamilton-Wentworth Health Unit, 683,357; Kenora, Northwestern Health Unit, 288,734; Kingston, Kingston, Frontenac and Lennox Health Unit, 291,676; Kirkland Lake, Timiskaming Health Unit, 122,399; Kitchener, Waterloo Region Health Unit, 576,471; London, Middlesex-London Health Unit, 480,697; Midhurst, Simcoe County Health Unit, 617,285; Newmarket, York Region Health Unit, 623,333; North Bay, North Bay and District Health Unit, 337,132; Oakville, Halton Region Health Unit, 268,656; Oshawa, Durham Region Health Unit, 467,313; Ottawa-Ottawa-Carleton Region Health Unit, 848,508; Owen Sound, Bruce-Grey-Owen Sound Health Unit, 265,286; Pembroke, Renfrew County Health Unit, 124,348; Peterborough, Peterborough County Health Unit, 311,086; St. Catharines, Niagara Region Health Unit, 663,708; St. Thomas, Elgin-St. Thomas



## MINISTRY OF HEALTH — Continued

Health Unit, 144,727; Sarnia, Lambton Health Unit, 301,892; Sault Ste. Marie, Algoma Health Unit, 367,643; Scarborough, City of Scarborough, 766,922; Simcoe, Haldimand-Norfolk Health Unit, 206,248; Stratford, Perth District Health Unit, 157,722; Sudbury, Sudbury and District Health Unit, 482,524; Thunder Bay, Thunder Bay District Health Unit, 476,070; Timmins, Porcupine Health Unit, 346,924; Toronto, Borough of East York Health Unit, 439,279; City of York Health Department, 355,758; Toronto City Health Department, 2,170,506; Willowdale, North York Health Department, 734,126; Windsor, Metropolitan Windsor-Essex Health Unit, 591,963; Woodstock, Oxford County Health Unit, 220,656; Accounts under \$120,000—(178,669).

## Speech and Audiology (\$3,939,721):

Bracebridge, Muskoka Health Unit, 261,006; Cornwall, Eastern Ontario Health Unit, 130,567; Kenora, Northwestern Health Unit, 300,610; Kingston, Kingston Frontenac and Lennox Addington Health Unit, 290,401; Kirkland Lake, Timiskaming Health Unit, 223,164; North York, The Aphasia Centre, 504,048; Sault Ste. Marie, Algoma Health Unit, 132,654; Thunder Bay, Thunder Bay District Health Unit, 316,415; Timmins, Porcupine Health Unit, 279,840; Toronto, Canadian Hearing Society, 626,325; Speech Foundation of Ontario, 575,909; Accounts under \$120,000—298,782.

## Outbreaks of Disease—costs and expenses (\$41,330,174):

Hospital for Sick Children, 199,822; National Food Distribution, 737,953; Government Pharmacy Account, 40,131,955; Accounts under \$120,000—260,444.

## AIDS Prevention and Control (\$20,173,534):

Belleville, Hastings and Prince Edward, 148,174; Brampton, Peel Regional Health Unit, 634,647; Brantford, Brant County District Health Unit, 129,570; Brockville, Leeds Grenville and Lanark Health Unit, 122,393; Chatham, Kent-Chatham Health Unit, 157,386; Etobicoke, City of Etobicoke Health Unit, 202,926; Fergus, Wellington-Dufferin-Guelph Health Unit, 123,077; Guelph, AIDS Committee of Guelph and Wellington, 133,776; Hamilton, Hamilton AIDS Network for Dialogue and Support, 330,529; Hamilton-Wentworth Region, 407,208; Kingston, Kingston AIDS Project, 159,871; Kingston, Frontenac and Lennox/Addington Health Unit, 330,944; Kitchener, AIDS Committee Cambridge, Kitchener, Waterloo, 172,756; Waterloo Regional Health Unit, 534,266; London, AIDS Committee of London, 415,130; Middlesex-London Health Unit, 360,601; Midhurst, Simcoe County Health Unit, 163,877; Newmarket, York Region Health Unit, 358,606; North Bay, AIDS Committee of North Bay, 137,880; North Bay and District Health Unit, 173,076; Oakville, Halton Region Health Unit, 202,143; Oshawa, Durham Region Health Unit, 268,292; Ottawa, AIDS Committee of Ottawa, 460,840; Ottawa General Hospital, 240,000; Ottawa-Carleton Health Unit, 847,537; Owen Sound, Bruce-Grey-Owen Sound Health Unit, 169,589; Peterborough, Peterborough AIDS Resource Network, 182,956; Peterborough County, 130,999; St. Catharines, AIDS Committee of Niagara, 214,121; Niagara Regional Health Unit, 500,078; Sarnia, Lambton, Sarnia Health Unit, 123,707; Scarborough, City of Scarborough, 222,885; Sudbury, AIDS Committee of Sudbury, 352,295; Sudbury and District Health Unit, 441,895; Thunder Bay, AIDS Committee of Thunder Bay, 388,654; Thunder Bay District Health Unit, 239,983; Toronto, AIDS Committee of Toronto, 446,455; Addiction Research Foundation, 386,443; Black Coalition for AIDS Prevention, 193,674; Borough of East York, 129,364; City of York Health Department, 232,545; Community AIDS Treatment Information Exchange, 214,325; Fife House Foundation Inc., 196,915; Hemophilia Ontario, 366,135; Hospital for Sick Children, 205,000; Ontario AIDS Network, 235,900; Street Outreach Service Anglican Houses, 193,922; Toronto City Health Department, 1,877,533; Toronto People with AIDS Foundation, 327,083; Two-Spirited People of the First Nation, 302,986; University of Toronto, 400,000; Wellesley Hospital, 552,017; Willowdale, City of North York Health Unit, 431,322; Windsor, AIDS Committee of Windsor, 271,469; Metropolitan Windsor Essex, 405,936; Accounts under \$120,000—2,621,843.

## Tuberculosis Prevention—costs and expenses (\$534,192):

Government Pharmacy Account, 446,380; Accounts under \$120,000—87,812.



## MINISTRY OF HEALTH — Continued

Venereal Disease Control (\$187,645):

Government Pharmacy Account, 185,792; Accounts under \$120,000—1,853.

Association of Local Official Health Agencies (\$279,575).

Ontario Council on Community Health Accreditation (\$67,165).

Ontario Public Health Association (\$83,400).

Payments to Ambulance Services Local Governments (\$37,908,782):

Dubreuilville, Dubreuilville Volunteer Ambulance, 125,176; Longlac, Longlac Volunteer Ambulance Service, 137,125; Noelville, Noelville Ambulance Service, 210,278; Sioux Narrows, Sioux Narrows, Township of, 123,754; South River, South River Ambulance Service, 241,049; Temagami, Temagami Ambulance Service, 229,109; Timmins, Timmins, Corporation of the City of, 264,279; Tobermory, St. Edmunds Volunteer Ambulance Service, 137,800; Toronto, Municipality of Metropolitan Toronto Ambulance, 35,672,154; Wasaga Beach, Town of Wasaga Beach, 546,575; White River, White River Ambulance, 123,299; Accounts under \$120,000—98,184.

Payments for Ambulance and Related Emergency Services (\$180,843,369):

Public Hospitals and Private Operators (\$163,315,576):

Ajax, Ajax and Pickering General Hospital, 1,961,110; Alexandria, Alexandria and District Ambulance, 404,612; Alfred, Alfred and District Ambulance Service, 260,742; Alliston, Stevenson Memorial Hospital, 675,073; Almonte, Almonte General Hospital, 395,520; Amherstburg, Amherstburg, Anderson Ambulance Service, 421,312; Ancaster, Town of Ancaster Ambulance Service, 456,420; Armstrong, Armstrong Area Ambulance Service, 123,705; Atikokan, Atikokan General Hospital, 274,924;

Bancroft, 674109 Ontario Inc., 676,092; Barrie, Royal Victoria Hospital, 3,005,251; Barry's Bay, St. Francis Memorial Hospital, 445,746; Beaverton, Beaverton Ambulance Service, 2,797,171; Belleville, Belleville General Hospital, 451,367; City Ambulance of Quinte Limited, 1,975,315; LaSalle Ambulance Service, 524,236; Blind River, St. Joseph's Health Centre, 437,465; Bobcaygeon, Bobcaygeon Ambulance Service, 486,565; Bolton, Bolton and District Ambulance, 303,386; Bracebridge, Muskoka Ambulance Service, 1,733,334; Bradford, Lewis Ambulance Service, 592,288; Brampton, Peel Memorial Hospital, 196,750; Brantford, Brant County Ambulance, 2,363,201; Brigden, S. B. Brigden and District Ambulance Ltd., 301,783; Parkway Ambulance Service, 252,760; Brockville, Brockville General Hospital, 765,417; Burlington, Joseph Brant Memorial Hospital, 175,239;

Cambridge, Cambridge Memorial Hospital, 1,776,044; Campbellford, Campbellford Memorial Hospital, 801,246; Carleton Place, Carleton Place/Richmond Ambulance Service, 931,184; Chapleau, Chapleau General Hospital, 197,434; Chatham, Chatham and District Ambulance, 2,501,990; Cobourg, Lakeshore Emergency Service, 1,150,269; Cochrane, Lady Minto Hospital, 202,856; Colborne, Rutherford's Ambulance Service, 274,889; Collingwood, Collingwood District Ambulance Service Inc., 1,075,138;

Dashwood, Hoffman's Ambulance Service, 418,452; Deep River, Deep River Hospital, 280,300; Delhi, Murphy Ambulance Service, 314,525; Dryden, Dryden District General Hospital, 326,460; Dunnville, Haldimand War Memorial Hospital, 435,246;

Elliot Lake, Elliot Lake Ambulance Services, 751,308; Englehart, Englehart and District Hospital, 293,363; Espanola, Espanola Ambulance Service, 446,542;

Forest, Forest District Ambulance Service, 581,524; Fort Frances, Riverside Health Care Facilities Inc., 1,298,780;

## MINISTRY OF HEALTH — Continued

- Gananoque, Gananoque Provincial Service, 569,912; Georgetown, Georgetown Volunteer Ambulance, 283,041; Geraldton, Geraldton Emergency Services, 353,903; Glencoe, Lambton Middlesex/Glencoe, 727,328; Goderich, Alexandra Marine and General Hospital, 593,494; Gore Bay, Gore Bay Ambulance Service, 206,189; Grimsby, West Lincoln Ambulance Service, 674,427; Guelph, Royal City Ambulance, 1,925,430;
- Hagersville, West Haldimand General Hospital, 601,750; Haileybury, Buffam Ambulance Service, 812,301; Hamilton, Chedoke-McMaster Hospitals, 1,230,410; Fleetwood Ambulance Service, 3,196,271; Hamilton Civic Hospitals, 895,548; Hamilton-Wentworth District Health Council, 121,712; Superior Ambulance Service, 4,356,958; Trauma Prevention Council, 120,000; 501781 Ontario Ltd., 133,839; Hanover, Hanover and District Hospital, 538,948; Harrow, Harrow Ambulance Service Ltd., 511,792; Hawkesbury, Noel Ambulance Service, 973,188; Hearst, Notre Dame Hospital, 325,069; Hornepayne, Hornepayne Community Hospital, 195,188; Huntsville, Huntsville District Memorial Hospital, 1,034,553;
- Ignace, Mary Berglund Community Health Centre, 165,392; Iroquois Falls, Anson General Hospital, 358,822;
- Kanata, Arnprior and Kanata Ambulance, 1,192,188; Kapuskasing, Sensenbrenner Hospital, 449,938; Kenora, Lake-of-the-Woods Hospital, 1,281,827; Kingston, Hôtel Dieu Hospital, 3,931,005; Kingston Frontenac Lennox and Addington, 130,601; Kirkland Lake, Kirkland Lake and District Hospital, 694,962; Kitchener, Kitchener-Waterloo Regional Ambulance, 2,630,256;
- Langton, Verhoeve Ambulance Service, 216,176; Leamington, Sun Parlour Emergency Service Inc., 2,862,065; Lindsay, Lindsay and District Ambulance, 1,792,872; Listowel, Listowel Memorial Hospital, 370,262; Little Current, Manitoulin Ambulance Service, 912,691; London, Thames Valley Ambulance Service, 4,634,142; Victoria Hospital, 875,975; Lucan, Lucan Ambulance Service Limited, 262,635; Lyndhurst (Elgin), North Leeds Ambulance Service, 361,851;
- Mactier, Jordan's Ambulance Service, 305,422; Manitouwadge, Manitouwadge General Hospital, 360,485; Marathon, Wilson Memorial General Hospital, 355,359; Markdale, Centre Grey General Hospital, 404,389; Markham, Markham Stouffville Hospital, 206,961; Matheson, Bingham Memorial Hospital, 186,347; Mattawa, Mattawa General Hospital, 216,509; Meaford, Meaford General Hospital, 484,487; Midland, Midland and District Ambulance, 1,115,812; Millgrove, Danver Ambulance Service Inc., 1,077,327; Moosonee, James Bay General Hospital, 1,195,278; Mount Forest, Mount Forest Ambulance Service Ltd., 760,706;
- Newmarket, York County Hospital, 1,341,964; Niagara Falls, Greater Niagara General Hospital, 232,549; Niagara on-the-Lake, Niagara-on-the-Lake General Hospital, 388,755; Nipigon, Nipigon District Memorial Hospital, 3,216,275; Nobleton, Nobleton Ambulance Association, 452,886; North Bay, North Bay General Hospital, 2,597,634; Northbrook, Northbrook Area Volunteer Ambulance Service, 143,627;
- Oakville, District of Halton and Mississauga, 7,019,824; Orangeville, Dufferin-Caledon Health Care Corporation, 1,405,497; Oshawa, Oshawa General Hospital, 303,703; Ottawa, Ottawa Civic Hospital, 378,963; Ottawa General Hospital, 1,151,534; Sisters of Charity Ottawa Hospital, 1,735,509; Owen Sound, Grey Bruce District Health Council, 144,133; Grey Bruce Regional Health Centre, 187,197; Owen Sound Emergency Service Incorporated, 2,508,297;
- Palmerston, Palmerston General Hospital, 469,575; Parham, Parham Ambulance Service Inc., 398,408; Parkhill, North Middlesex Ambulance Ltd., 280,912; Parry Sound, West Parry Sound Health Centre, 1,010,315; Pembroke, Pembroke General Hospital, 1,281,386; Pembroke (Petawawa), Upper Ottawa Valley Ambulance, 386,856; Peterborough, Peterborough Civic Hospital, 2,557,766; Petrolia, Petrolia and District Ambulance Service, 401,873; Port Colborne, Port Colborne Ambulance Service., 863,332; Port Rowan, Medical Centre Management Board Ambulance Service, 215,871; Prescott, Osgoode and District Ambulance Service, 387,590; St. Lawrence and District Ambulance, 4,953,187;



## MINISTRY OF HEALTH — Continued

Red Lake, Margaret Cochenour Memorial Hospital, 520,392; Rockland, Rockland and Orleans Ambulance Service, 1,401,235; Rodney, Rodney Ambulance Service Limited, 550,382;

St. Catharines, Hôtel Dieu Hospital, 2,059,857; St. Mary's, St. Mary's Memorial Hospital, 289,699; St. Thomas, St. Thomas Elgin General Hospital, 1,157,430; Sarnia, Sarnia General Hospital, 1,437,609; Sault Ste. Marie, Plummer Memorial Public, 2,486,660; Schreiber, North Shore Ambulance Service, 151,783; Seaforth, Seaforth and Clinton Ambulance Service Ltd., 619,160; Simcoe, Green's Ambulance Service, 1,456,297; Sioux Lookout, Sioux Lookout General Hospital, 698,892; Smiths Falls, Perth and Smiths Falls District Hospital, 696,638; Smithville, Book Ambulance Ltd., 343,822; Smooth Rock Falls, Smooth Rock Falls Hospital, 163,588; Stratford, Stratford Ambulance Service, 503,420; Stratford General Hospital, 511,208; Strathroy, Denning Brothers Ambulance Service, 733,655; Streetsville, Lee Ambulance Service Limited, 1,213,722; Sturgeon Falls, West Nipissing General Hospital, 649,763; Sudbury, Sudbury and District Ambulance Service, 4,193,736; Sudbury General Hospital, 337,603; 900378 Ontario Ltd., 151,827;

Terrace Bay, McCausland Hospital, 304,509; Thedford-Gilpin, 696233 Ontario Ltd., 246,180; Thunder Bay, Thunder Bay Regional Hospital, 999,803; Tillsonburg, Tillsonburg District Memorial Hospital, 678,807; Timmins, Porcupine Area Ambulance, 1,660,483; Timmins and District Hospital, 315,194; Toronto, Canadian Institute for Health, 308,131; Ontario Council of the Order of St. John, 352,036; Sunnybrook Medical Centre, 1,445,155; Trenton, Trenton District Ambulance Service, 810,860;

Uxbridge, Uxbridge/Stouffville Ambulance Service, 1,077,202;

Walkerton, County of Bruce General Hospital, 760,778; Wallaceburg, Sydenham District Hospital, 820,055; Wawa, Lady Dunn General Hospital, 255,196; Whitby, Whitby Ambulance Service, 1,971,727; Wiarton, Bruce Peninsula Health Services, 438,473; Wingham, Wingham and District Hospital, 534,666; Woodstock, Woodstock Ambulance, 1,801,518;

Zurich, Zurich Ambulance Service, 297,605; Accounts under \$120,000—2,805,075.

## Air and Out-of-Province Ambulance(\$17,527,793):

Air Muskoka, 367,217; Airmed Canada 878455 Ontario Ltd., 1,496,527; Bearskin Airlines, 417,432; C E C Flight Exec, 808,271; Commercial Aviation, 762,271; Crown Life Insurance Company, 177,708; Diners Club Enroute, 240,178; Earlton Airways Ltd., 280,718; Fort Frances Air, 732,016; Huisson Aviation (1989) Limited, 4,433,472; Imperial Oil, 1,242,098; Michener Institute for Applied Health Science, 285,024; Ministic Air Limited, 532,138; National Helicopters Inc., 874,666; Samaritan Air Service Ltd., 796,012; Skycharter Ltd., 664,102; Thunder Airlines Ltd., 530,653; University Hospitals, 146,629; Voyageur Airways Limited, 476,315; Walsten Air Service, 1,189,459; Accounts under \$120,000—1,074,887.

## District Health Councils (\$16,026,841):

Barrie, Simcoe County, 332,309; Belleville, Hastings and Prince Edward Counties, 335,170; Brampton, Peel, 578,374; Brantford, Brant County, 451,724; Chatham, Kent County, 340,780; Cornwall, Eastern Ontario, 457,854; Fonthill, Niagara, 775,760; Guelph, Wellington-Dufferin, 375,222; Hamilton, Hamilton-Wentworth, 563,072; Keewatin, Kenora Rainy River, 348,538; Kingston, Kingston Frontenac Lennox and Addington, 630,856; St. Mary's-of-the-Lake Hospital, 289,185; London, Thames Valley, 648,945; Newmarket, York Region, 438,493; North Bay, Nipissing Timiskaming, 442,382; Oakville, Halton, 371,895; Ottawa, Ottawa-Carleton, 689,988; Owen Sound, Grey Bruce, 433,863; Parry Sound, West Muskoka-Parry Sound, 483,176; Pembroke, Renfrew County, 390,895; Peterborough, Haliburton-Kawartha Pine Ridge, 483,238; Sarnia, Lambton, 328,393; Sault Ste. Marie, Algoma, 406,224; Smiths Falls, Rideau Valley, 396,839; Stratford, Huron Perth, 609,746; Sudbury, Manitoulin-Sudbury, 532,684; Thunder Bay, Thunder Bay, 495,609; Timmins, Cochrane, 494,066; Toronto, Metropolitan Toronto, 1,353,561; Townsend, Haldimand-Norfolk, 409,363; Waterloo, Waterloo, 371,486; Whitby, Durham Region, 388,660; Windsor, Essex County, 378,491;



## MINISTRY OF HEALTH — Continued

## Assistive Devices (\$79,885,876):

Acrontech Inc., 168,640; Aerocare Home Medical Ltd., 256,633; Ampos Orthopaedics Inc., 166,131; BayHearing Centre, 125,870; Betacom Systems for the Disabled Inc., 124,956; Brampton Hearing Aid Services Ltd., 202,656; Burrows Medical Oxygen Ltd., 216,592; Calmar Orthopaedics, 215,259; Canada Care Medical Inc., 205,368; Canada Hearing Centre Ltd., 142,438; Canadian Centre for Prosthetics Inc., 230,188; Canadian Diabetes Association, 1,427,137; The Canadian Hearing Society, 727,779; Canadian National Institute for the Blind, 395,492; Cardinal Medical Products Ltd., 120,480; Care-Plus, 441,107; Centres Auditifs Robillard Hearing Aid Centres, 152,611; Chedoke-McMaster Hospitals, 875,832; Cims Drug Mart, 141,957; Clinical Orthotic Consultants, 287,393; Conval-Aid Inc., 388,856; Cowell Home Health Care and Fitness Supplies Inc., 134,302; Custom Orthotics of London, 388,347; Davidson Hearing Aid Centre Ltd., 270,306; Decibelle Hearing Aid Dispensary, 168,607; Design Prosthetic Appliance Company, 128,647; Doncaster Home Health Care, 672,480; Doncaster Home Health Care Centre, 1,870,883; Doncaster Medical, 175,485; Durham Medical (1983) Limited, 166,928; Eagle Orthopaedics, 139,743; Eaton's, 222,762; Freeport Health Centre, 228,980; Frontier Computing, 656,822; G.A. Ingram Company (Canada) Ltd., 314,185; Hamilton Health Service Group, 262,600; Hamilton Prosthetics and Orthotics of London Inc., 301,728; Handicaps Mobile Supplies and Repair, 697,373; Harold K. Arnold Hearing Aids Ltd., 186,322; Healthco Medical Supplies Ltd., 141,568; The Hearing Care Centre, 130,580; Hearing Clinic, 218,130; The Hearing Institute Ltd., 255,742; Hitchon's Hearing Centre, 130,172; The Hospital for Sick Children, 494,721; Hôtel Dieu Hospital, 199,824; Hugh MacMillan Rehabilitation Centre, 3,780,429; Hunt's Convalescent Equipment Ltd., 455,904; Kawartha Orthopaedic Services, 233,778; Kelly's Home Care Centre, 140,827; Kesik Specialized Home Health Care, 168,519; Kingston General Hospital, 161,397; Kingston General Hospital Ventilator Equipment Pool, 1,700,000; Kingston Oxygen and Medical Supply, 136,677; Kintech Orthopaedics Limited, 163,114; Laurentian Hospital, 350,739; Lewis and Krall Pharmacy Ltd., 231,635; London Audiology Consultants, 159,684; London Ear Clinic, 160,747; London Prosthetics Co. Ltd., 344,318; Ludlow Medical Products Inc., 236,342; Mackhall Mobility Products Inc., 224,145; Medichair Niagara, 128,494; Medigas, 2,455,270; Microcomputer Science Centre Inc., 249,450; Miloco, 160,878; Mississauga Hearing Aid Centre, 131,427; Gene Morell, 167,583; Motion Specialties, 1,089,826; Motion Specialties Hamilton, 367,383; Motion Specialties Kingston, 231,858; Motion Specialties London, 298,851; Niagara Prosthetics and Orthotics Corp, 337,179; North Bay Audiology Clinic Ltd., 138,079; Ontario Home Health, 120,059; Ontario Medical Supply, 161,263; Orthopaedic Appliance Research Ltd., 186,981; Orthopaedic Services, 254,442; Orthoproactive Consultants Inc., 195,904; Ottawa Carleton Hearing Aid Dispensary, 154,139; Oxy-Med (Lindsay) Ltd., 301,003; Dr. George Papadakis, 176,739; Princess Margaret Hospital, Department of Dentistry, 147,196; Professional Hearing Services (Kingston) Ltd., 137,234; Professional Mobility and Medical Supplies, 209,683; Professional Respiratory Home Care Services, 388,640; Prosthetics/Orthotics (Barrie), 400,669; Protechnique Orthopaedic Appliance Laboratory, 272,109; Regional Hearing Consultants Inc., 264,954; The Rehabilitation Centre, 544,130; Respirecare Inc., 1,524,991; School of Optometry-Centre for Sight Enhancement, 1,832,781; Shopper's Drug Mart, 327,173; Shopper's Home Health Care Centre, 1,093,198; Shopper's Home Health Care (a Division of Imasco Retail Inc.), 526,822; Sound Communication, 138,497; Specialty Food Shop, 174,696; Sudata Consulting, 201,175; Sunnybrook Centre for Independent Living, 543,235; Thames Valley Children's Centre, 151,064; Therapist's Choice Medical Supplies Inc., 763,631; Therapy Supplies and Rental Limited, 1,526,645; Thunder Bay Orthopaedic Inc., 198,113; Toronto Orthopaedic Appliance Services, 338,457; Truppe Health Care Products and Service Ltd., 209,510; Union Hearing Aid Centre Ltd., 218,015; Vitalaire, 1,674,163; Webb Ocular Prosthetics, 357,178; West Park Prosthetic Manufacturing Ltd. 616,689; W. Ross MacDonald School, 129,767; Accounts under \$120,000—33,449,786.

## Home Oxygen Program (\$49,889,609):

Access Therapy Centre, 527,005; Aerocare Home Medical Ltd., 3,438,437; All-U-Need Respiratory Services Inc., 177,744; At Home Oxygen Therapy Inc., 210,462; Bourke's Drug Stores Ltd., 126,203; Breathe Easy Respiratory Home Care Inc., 486,926; Burrows Medical Oxygen Ltd., 351,219; Carter Medical Supply Inc., 217,765; Cowell Home Health Care and Fitness Supplies, 154,215; Doncaster Home Health Care, 185,570; Doncaster Home Health Care Centre, 192,670; Georgian Medical Services Ltd., 370,332; Health Care Pharmacy, 177,824; Healthco Medical Supplies Ltd., 521,499; Home Care Oxygen Service, 372,040; Horizon Pro Health Inc., 738,871; Huronia Home Care (Huronia Respiratory Care), 812,424; Kesik Specialized Home Respiratory Service, 240,423; Kingston Oxygen and Medical Supply, 487,670; Lakeside Homecare Services Ltd., 143,485; Lambton

## MINISTRY OF HEALTH — Continued

Professional Home Health Care Corporation, 760,436; Ludlow Medical Products Inc., 512,098; M-P Respiratory Services Inc., 196,082; Med-E-Ox, 189,481; Medigas, 14,354,566; Mobility Medical and Respiratory Services, 256,318; Ontario Home Health, 275,021; Oshawa General Hospital, 167,933; Oxford Pro Health Inc., 435,140; Oxy-Med, 138,685; Oxy-Med (Lindsay) Ltd., 765,578; Peel Memorial Hospital, 330,600; Prescribed Oxygen Limited, 179,581; Professional Oxygen Care Inc., 211,400; Professional Respiratory Home Care Services, 2,523,102; Queensway Pro Health Inc., 319,429; R.T. Respiratory Services Inc., 797,814; Respiricare Inc., 4,437,554; Respirom Ltd., 743,563; St. Joseph's Health Centre Home Oxygen Program, 270,319; St. Thomas-Elgin General Hospital Respiratory Home Services, 353,934; Scarborough General Hospital, 138,369; Shopper's Home Health Care Centre, 1,582,222; Sound Respiratory Care, 210,498; Vitalaire, 8,997,065; Accounts under \$120,000—810,037.

## Long Term Care (\$2,181,670,715):

Access Apartments, Toronto, 1,268,622; Access Better Living Inc., 427,754; Access Muskoka, 236,663; Acquired Brain Injury, 3,754,282; Acton Social Services and Information Centre, 225,030; Akwesasne Nursing Home, 254,716; Albright Garden Homes Inc., 3,965,225; Algoma, District of, Board of Management, 6,105,459; Algoma Home Care, 9,273,679; Algonquin Nursing Home, 1,370,922; Al-Mar Nursing Home, 771,161; Almonte Nursing Home, 1,734,159; Altamont Nursing Home, 3,306,038; Alzheimer Society of Chatham-Kent, 2,350,986; Anglican Houses, 1,116,494; The Anne Johnston Health Station, 600,002; Anson House Corporation, 534,163; Arbor Newmarket, 4,157,842; Arthritis Society-Ontario Division, 3,753,174; Arts with the Handicapped Foundation Canada, 332,072; Association for Persons with Physical Disabilities of Windsor Essex County, 2,766,329; Aurora Resthaven, 3,732,255; Avalon Care Centre, 2,779,245;

Babcock Nursing Home, 1,242,065; Ballycliffe Lodge Nursing Home, 2,018,993; Balmoral Lodge Nursing Home, 863,300; Barrett House, 309,635; Barton Place Nursing Home, 5,798,389; Bay Haven Nursing Home, 1,237,502; Baycrest Centre for Geriatric Care, 14,375,197; Bayfield Manor Nursing Home, 1,209,897; Beacon Hill Lodge, 19,453,733; Belcrest Nursing Home, 1,079,169; Belleville General Hospital, 317,208; Bellwoods Centre for Community Living Inc., 3,471,054; Belvedere Heights District Parry Sound Municipal Home for the Aged, 2,116,869; Bernard Betel Centre for Creative Living, 231,955; Bestview Health Care Centre, 8,857,230; Bethammi, 2,072,105; Bethany Lodge, 1,444,580; Birchwood Terrace Nursing Home, 1,860,772; Blackadar Nursing Home, 1,731,264; Blenheim Health Care Centre, 1,324,778; Bluewater Rest Home Inc., 1,098,948; The Bob Rumball Center for the Deaf, 979,295; Bobier Convalescent Home, 1,254,329; Bon Air Nursing Home, 1,059,090; Bonnie Brae Health Care Centre, 1,247,764; Bourget Nursing Home, 1,005,842; Bradford Place, 894,477; Braemar Retirement Centre, 1,461,570; Brain Injury Community Re-Entry (Niagara) Inc., 1,439,028; Brain Injury Services of Hamilton, 923,449; Brampton Meals on Wheels, 157,778; Brant County Home Care, 10,338,833; Brantwood Manor Nursing Home, 3,083,475; Broadview Foundation, 2,563,469; Broadview Nursing Home, 1,545,253; Bronson Place, 169,966; Brotherhood Foundation, 1,796,209; Brouillette Manor Nursing Home, 1,104,859; Bruce, the Corporation of the County of, 3,740,673; Brucefield Manor, 348,295; Brunner Nursing Home, 531,412;

Caboto Terrace Supportive Housing Project, 214,468; Caledon Information and Community Services, 422,363; Call-A-Service Inc., 161,069; Cama Woodlands Nursing Home, 1,004,318; Cambridge, Corp. of the City Of, 150,208; Cambridge Country Manor, 1,578,820; Canadian Hearing Society-London, 739,845; Canadian National Institute for the Blind, 3,034,058; Canadian Paraplegic Association, 1,000,472; Canadian Red Cross Society, 8,562,209; Canadianna Nursing Homes Ltd., 2,848,489; Caressant Care Nursing Homes, 11,686,950; Carewell Nursing Homes, 7,691,860; Carleton Place Health Care Centre, 1,250,370; Carleton University, 187,439; Carveth Care Centre, 1,820,142; Casa Verde Health Centre, 4,877,727; Case Manor Nursing Home, 1,696,750; Catholic Family Services of Hamilton-Wentworth, 169,923; Cedarvale Lodge, 1,373,141; Cedarwood Village Nursing Home, 1,845,630; Central Neighborhood House, 242,520; Central and Northern Etobicoke Home Support Services, 649,604; Central Park Lodge, 11,902,586; Centre d'Accueil Roger Seguin, 1,672,962; Centre de Jour Polyvalent, 265,524; Centre for Independent Living in Toronto, 1,406,387; Les Centres d'Accueil Heritage, 645,759; Cerebral Palsy Parent Council of Toronto, 1,025,549; Chateau Gardens Nursing Homes, 8,172,238; Chateau Park Nursing Home, 1,300,415; Chatham, Corporation



## MINISTRY OF HEALTH — Continued

of the City Of, 1,688,737; Chatsworth Health Care Centre, 603,131; Chedoke-McMaster Hospitals, 2,010,399; Chelsey Park Nursing Home, 11,419,710; Cheltenham Nursing Home, 3,259,585; Cheshire Homes, McLeod House, 212,566; Cheshire Homes of London Inc., 3,539,874; Children's Rehabilitation Center, 1,122,087; Chinese Community Nursing Home for Greater Toronto, 2,270,162; Chinese Seniors Support Services Association, 461,410; Chippewas of Kettle and Stony Point, 1,082,874; Chippewas of Rama First Nation, 160,562; Chippewas of Sarnia Indian Band, 704,054; Chippewas of the Thames First Nation, 491,728; Christie Gardens Nursing Home, 1,620,730; Clarion Nursing Home, 1,940,090; Classis Hamilton Home for the Aged, 2,487,917; Cochrane District Homes for the Aged, 3,631,383; Cochrane Temiskaming Assoc. for the Physically Handicapped, 664,778; Coleman Health Care Centre, 1,851,620; Collingwood Nursing Home Ltd., 1,339,039; Comcare Canada Ltd., 479,282; Community Care Access Centre, 9,842,356; Community Care Belleville Inc. 191,660; Community Care East York, 1,290,989; Community Head Injury Rehabilitation Services of Toronto, 2,304,829; Community Home Assistance to Seniors, 1,743,972; Community Nursing Home, 3,475,585; Community Nursing Home Pickering, 6,933,063; Community Occupational Therapists and Associates, 449,638; Community Service to Jewish Elderly, 1,559,824; Consult a Professional Service Corporation, 305,596; Conway Opportunity Homes Inc., 414,532; Copernicus Lodge Inc., 1,697,617; Cordi Ii Carleton/Ottawa Residence, 641,151; Cornwall, City Of, 3,239,798; Cornwall Home Assistance Services to Seniors Inc., 209,053; The Council on Aging (Le Conseil Sur le Vieillessement), 240,554; Council on Aging Windsor-Essex County, 160,042; Country Terrace, 2,003,788; Country Village Health Care Centre, 2,125,197; Craigholme Nursing Home, 1,510,934; Craiglee Nursing Home, 1,878,153; Creedan Valley Nursing Home Ltd., 1,809,946; Crescent Park Lodge, 1,379,309; Crown Ridge Place, 1,770,040; Curve Lake First Nation Indian Reserve, 198,678;

Dale Head Injury Services Inc., 1,665,356; Daly Support Services Corporation, 758,179; Day Centres and Visiting Services for Seniors of Etobicoke, 586,186; Deer Park Villa, 795,675; Delhi Nursing Home, 1,207,702; Derbeckers Heritage House Nursing Home, 1,276,025; Devonshire Pine Grove Lodge, 1,610,869; Disabled Persons Community Resources Integrated Housing Program, 975,832; Dixon Hall, 169,537; Don Mills Foundation Senior Citizens Inc., 3,377,368; Downsview Services to Seniors, 781,954; Dufferin County Of, 3,191,372; Dundas Manor Ltd., 2,012,480; Durham Region Attendant Care Inc., 1,462,089; Durham Region Home Care, 21,322,406; Durham, Regional Municipality Of, 19,117,717;

E.J. McQuigge Lodge, 1,210,632; East Nipissing District, 4,956,815; East York Meals on Wheels Inc., 219,972; Eastern Counties Palliative Care Services, 421,048; Eastern Ontario Home Care, 195,131,89; Eden House Nursing Home, 1,192,490; Elgin Abbey, 597,285; Elgin County, Community Care Access Centre, 1,116,056; Elgin, County Of, 2,011,086; Elgin-St. Thomas Home Care, 4,741,088; Elliott Charitable Home for the Aged, 1,357,691; Elmwood Place Retirement Community, 1,223,821; Erin Mills Lodge, 1,590,064; Erinoak, 2,713,566; Errinrune Nursing Home, 841,443; Essex, County Of, 5,727,695; Essex Health Care Centre, 2,750,949; Estonian Relief Committee in Canada, 537,530; Exeter Villa, 885,164; Extendicare Health Services Inc., 78,570,089;

Fairhaven Home for Senior Citizens, 4,540,075; Fairview Mennonite Home, 1,324,078; Fairview Nursing Home, 2,300,622; Faith Manor Nursing Home, 2,762,692; Family Counselling Services of Peterborough, 534,473; Family Services Association of Metropolitan Toronto, 2,680,574; Fiddick's Nursing Home Ltd., 1,161,129; Fife House Foundation Inc., 577,944; Five Counties Children's Centre, 2,008,691; Fordwich Village Nursing Home, the, 648,650; Foyer des Pionniers, 800,669; Foyer, Richelieu, Welland Inc., 935,695; Foyer St. Viateur, 1,160,707; The Friends (Community for Those with Physical Disabilities), 784,813; Friuli Benevolent Corporation, 237,642; Frontenac, County of, 2,201,518; Frost Manor, 1,105,405; Fulford Home, 475,267;

Garden Court Nursing Home, 864,593; George Brown College of Applied Arts and Technology, 1,228,281; George Jeffrey Children's Treatment, 1,296,950; Georgetown and District Memorial Hospital, 222,667; Gericare Nursing Home, 1,532,360; The Glebe Centre Inc., 2,520,318; Golden Dawn Nursing Home, 808,378; Golden Years Nursing Home, 1,765,111; The Good Companions' Seniors Centre, 536,904; The Good Neighbours Club, 162,530; Good Samaritan Nursing Home, 1,017,340; The Good Shepherd Centre



## MINISTRY OF HEALTH — Continued

(Hamilton), 289,868; Grace Villa (Hamilton), 3,666,735; Grandview Rehabilitation and Treatment Centre, 1,472,604; Greater Windsor Senior Citizens Centres Association, 200,337; Green Gables Manor Nursing Home, 863,777; Greenwood Court, 740,154; Grey, the Corporation of the County of, 2,311,933; Grey Sisters of Immaculate Conception, 5,549,268; Grey-Bruce Home Care, 17,605,742; Grey-Bruce Placement Co-ordination Service, 186,165; Groupe Action Pour l'Enfant la Famille et la Communauté, 262,786; The Grove Amprior and District Nursing Home, 1,116,325; Grove Park Home for Senior Citizens, 1,256,604; Grove Park Lodge, 999,215; Guelph Services for the Physically Handicapped, 1,224,124;

Hagi's Independent Living Services of Thunder Bay, 1,955,410; Haldimand-Norfolk Community Support Home, 748,123; Haldimand-Norfolk Home Care, 9,271,421; Haldimand-Norfolk, Regional Municipality of, 8,044,789; Haliburton, Corporation of the County of, 1,612,871; Haliburton County Home Support, 274,693; Haliburton Kawartha and Pine Ridge District Health Council, 151,256; Haliburton, Kawartha, Pine Ridge Health Unit, 15,881,391; Haliburton Kawartha Pineridge, 275,004; Haliburton Palliative Care Services, 370,104; Hallowell Nursing Home, 1,760,355; Halton Helping Hands, 731,306; Halton Hospital-in-the-Home, 581,559; Halton Placement Co-ordination Services Inc., 569,118; Halton Region Home Care, 18,718,729; Halton, Regional Municipality Of, 7,514,963; Hamilton Convalescent Centre, 1,390,578; Hamilton Integrated Living Project, 484,058; Hamilton Jewish Home for the Aged, 280,964; Hamilton-Wentworth Home Care, 40,956,266; Hamilton-Wentworth, Regional Municipality of, 12,202,035; Hanover Care Centre, 761,985; Harold and Grace Baker Centre, 2,319,762; Hastings, County Of, 7,659,659; Hastings and Prince Edward Home Care, 11,511,716; Head Injury Association of Durham Region, 307,394; Heidehof Home for the Aged, 2,140,477; Helen Henderson Care Centre, 990,170; Helen Zurbrigg Non Profit Homes Inc., 208,532; Hellenic Care for Seniors (Toronto) Inc., 1,871,474; Helping Hands Orillia, 507,477; Heritage Green Nursing Home, 2,150,118; Heritage Nursing Home, 4,327,607; Hiawatha First Nation, 198,440; Highbourne Lifecare Centre, 5,336,977; Hillside Nursing Home, 1,874,881; Hilltop Manor Nursing Home, 2,836,744; Holland Christian Homes Inc., 232,274; Home and Community Support Services, 821,808; Homes First Society, 171,133; Homes for Special Care, 19,281,384; Hon. R. and H. Lawson Eventide Home, 3,163,994; Hospice of Windsor Inc., 742,917; Hôtel Dieu Hospital, 1,408,731; Huntsville District Memorial Hospital, 265,134; Huntsville District Nursing Home, 1,675,800; Huron Adult Day Centre, 454,046; Huron County, 2,536,571; Huron County Community Care Access Centre, 1,366,987; Huron County Home Care, 4,853,428; Huron County Hospital-in-the-Home, 70,000; Huron Lodge, 1,491,553; Huronlea Home for the Aged, 714,162;

I. O. O. F. (International Order of Foresters) Senior Citizen Homes Inc., 2,459,822; Idlewyld Manor, 1,335,756; Ina Grafton Gage Home Toronto, 1,428,402; Independent Living Centre of Waterloo Region, 2,477,517; Information London, 421,593; Interlink Community Cancer Nurses, 440,000; Iroquois Lodge Nursing Home, 842,066;

Jewish Social Services, 172,623; The John Gordon Home, 377,432; John Noble Home, 7,337,084; Joseph Brant Hospital Day Care, 572,200; Joyce Scott Non-Profit Homes Inc., 200,115;

Kawartha Participation Projects, 1,459,703; Kennedy Lodge Nursing Home, 6,430,632; Kenora Chiefs Advisory Inc., 412,500; Kenora District Home for Aged, 4,069,355; Kensington Village Nursing Home, 1,870,628; Kent County Children's Treatment Centre, 1,376,003; Kent, County of, Thamesview Lodge, 4,375,954; Kent, Family Service, 272,613; Kent-Chatham Home Care, 10,156,191; Kilean Lodge, 979,153; King City Lodge, 671,765; King Nursing Home Ltd., 1,825,028; The King's Daughters Dinner Wagon, 223,337; Kingston, City of - Rideaucrest, 5,061,111; Kingston, Frontenac Home Care, 13,886,904; Kingston Frontenac Lennox and Addington, 6,302,074; Kingston Frontenac Palliative Care Services, 229,676; Kingsway Lodge St. Marys Ltd., 703,097; Kirkland Lake, Town Of, 1,326,760; Kitchener, Corporation of the City of, 203,653; Kitchener- Waterloo Rotary Club, 2,315,759; Knollcrest Lodge Limited, 1,412,656; Kristus Darzs Home for the Aged, 5,586,522;

Lac Seul Band, 157,078; Lady Isabelle Nursing Home, 1,430,800; Lakeview Nursing Home Ltd., 1,098,328; Lambton, Corporation of the County Of, 6,770,408; Lambton Elderly Outreach Inc., 515,398; Lanark,

## MINISTRY OF HEALTH — Continued

County Of, 5,021,565; Lansdowne Children's Centre, 1,029,330; Lapointe-Fisher Nursing Home, 3,982,901; Laughlen Centre, 3,074,422; Laurentian Hospital, 753,769; Leamington Nursing Home, 2,493,313; Leamington United Mennonite Home and Apartments, 1,383,446; Leeds Grenville and Lanark Palliative Care Services, 431,419; Leeds Grenville Home Care, 13,095,217; Leeds Grenville, United Counties Of, 5,172,988; Legion Village Inc., Branch 133, 468,911; Leisureworld Inc., 17,900,596; Lennox and Addington, County Of, 2,877,494; Lincoln Place, 5,364,954; London, Corporation of the City Of, 6,549,521; London-Middlesex County, Community Care Access Centre, 5,150,402; Lutheran Nursing Home, 636,011;

Madonna Nursing Home, 1,560,722; Maitland Manor Nursing Home, 1,918,410; Mamaweswen North Shore Tribal Council, 382,142; Manitoulin, District Of, 1,591,161; Manitoulin Lodge, 1,065,084; Manitoulin Sudbury District Palliative Care Services, 274,809; Maple Manor Nursing Home, 2,172,225; Maple Villa Nursing Home, 2,031,537; The Maples Home for Seniors, 779,323; Marian Hill Nursing Home, 459,447; Mariann Home, 1,163,044; Markhaven Inc., 1,178,810; Marnwood Lifecare Centre, 1,358,220; Maryhill Extended Care Centre Ltd., 551,100; Mauno Kaihla Koti Nursing Home, 2,176,184; Maxville Manor, 2,554,263; Maycourt Convalescent Home, 670,798; Maynard Nursing Home, 1,615,333; Meadow Park Inc., 4,495,088; Meaford Nursing Home, 1,348,252; Meals Here and There, 157,803; Meals on Wheels London, 262,265; Meals on Wheels of Kitchener-Waterloo, 178,139; The Mennonite Home Association of York County Inc., 1,777,885; Metropolitan Toronto Legion Village, 1,201,625; Metropolitan Toronto Home Care, 140,267,589; Metropolitan Toronto, Municipality Of, 78,765,044; Mid-Toronto Community Services, 822,709; Middlesex County Home for the Aged, 3,074,203; Middlesex Terrace, 1,771,062; Middlesex-London Home Care, 20,809,814; Mississauga, City of, 152,756; Mississauga Lifecare Centre, 4,670,240; Mississauga Nursing Home, 1,085,095; Mitchell Nursing Home, 907,722; Mohawks of the Bay of uinte, 266,984; Momiji Health Care Society Inc., 415,687; Mon Sheong Foundation Home, 1,064,832; Montgomery Lodge, 1,213,012; Moose Cree First Nation, 178,255; Moravian of the Thames Indian Band, 350,901; Morriston Park Nursing Home, 512,865; Mount Nemo Lodge, 1,185,618; Muskoka, District Municipality Of, 2,050,180; Muskoka Nursing Home, 809,862; Muskoka-East Parry Sound, 6,833,901;

Native Canadian Centre of Toronto, 349,423; Neighbours Allied for Better Opportunities in Residential Support, 605,065; Nepean Seniors Home Support, 304,624; Newcastle Health Care Centre, 1,884,438; Niagara Acquired Brain Injury Rehabilitation Society, 713,949; Niagara District Home Committee, 642,433; Niagara Ina Grafton Gage Home, 684,909; Niagara Peninsula Children's Centre, 1,821,900; Niagara Placement Coordination Service, 848,842; Niagara Region Home Care, 24,222,884; Niagara, Regional Municipality of., 19,690,215; Nipissing Manor Nursing Care Centre, 2,588,159; Nipponia Home, 252,965; Nisbet Lodge, 1,648,851; Norcliffe Lifecare Centre, 1,528,788; Norfolk Hospital Nursing Home, 1,473,554; North Bay and District Health Unit, 481,416; North Bay and District Home Care, 9,934,089; North Caribou Lake Indian Band, 168,628; North Hastings Volunteer Community Services, 176,289; North Park Nursing Home, 1,551,376; North Renfrew Long-Term Care Services Inc., 894,768; North York Central Meals on Wheels, 172,452; North York Senior Citizens Centre, 403,179; North Yorkers for Disabled Persons Inc., 531,114; Northdale Manor, 186,402; Northumberland, Corporation of the County of, 3,139,161; Northumberland County Community Care Services, 499,316; Northview Nursing Home, 856,700; Northwestern Health Unit, 186,000; Northwestern Home Care, 4,759,088; Northwestern Independent Living Services Inc., 479,922; Norvilla Nursing Home, 779,767; Norwood Nursing Home, 1,349,297; Nucleus Housing Inc. 1,220,971;

Oakville Lifecare Centre, 4,405,708; Oakville Senior Citizens Residence, 623,610; Oakwood Park Lodge, 3,222,825; Ojibways of the Garden River Band, 269,771; Ojibways of the Serpent River Indian Band, 385,133; Ojibways of the Whitefish Lake, 156,026; The O'Neill Centre, 3,579,749; Ontario Association of Non-Profit Homes and Services for Seniors, 252,621; Ontario Community Support Association, 522,179; Ontario Conference of Mennonite Churches, 1,567,629; Ontario Federation of Indian Friendship Centres, 1,736,261; Ontario March of Dimes, 17,020,587; Onyota'aka Homemakers and Nurses, 357,020; Organization for Multi-Disabled Inc., 1,179,540; Osgoode, Township of, 1,443,917; Oshawa Senior Citizens Centre Inc., 299,283; Ottawa Children's Treatment Centre, 2,566,308; Ottawa Jewish Home for the Aged, 847,746; Ottawa West Senior Citizens Support Services, 377,536; Ottawa-Carleton Home Care, 56,827,911; Ottawa-Carleton Placement Co-Ordination Services, 811,233; Ottawa-Carleton, Regional Municipality Of,



## MINISTRY OF HEALTH — Continued

17,174,596; Owen Sound, Corporation of the City Of, 2,769,601; Owen Sound Health Care Centre, 772,397; Oxford County Community Care Access Centre, 131,291; Oxford County Home Care, 6,414,971; Oxford County Home for the Aged, 3,522,200; Oxford Regional Nursing Home, 1,330,366;

Paawidigong First Nations Forum Inc., 172,800; Palliative Care Services for York Region, 248,488; Para-MedHealth Services, 368,470; Parents of Technologically Dependent Children, 275,295; Parisien Manor Nursing Home, 1,055,503; Park Lane Terrace Nursing Home, 1,236,988; Parkdale Golden Age Foundation, 248,613; Parkdale Nursing Home, 2,977,572; Parkview Manor Nursing Home, 588,064; Parkview Nursing Centre, 2,587,756; Parkway House, 439,824; Parkwood Hospital, 292,839; Parkwood Mennonite Home Inc., 1,031,073; Parry Sound, District of, 1,512,400; Parry Sound Home Care, 3,442,902; Parry Sound Placement Co-Ordination Services, 184,899; Participation Apartments-Metropolitan Toronto, 3,851,622; ParticipationHouse-Brantford, 1,948,394; Participation House -Hamilton, 3,247,296; Participation House -London, 1,658,808; Participation House -Waterloo Region, 1,120,834; Participation Lodge, Grey/Bruce, 1,214,871; Participation Projects, 1,967,368; Patricia Region Senior Services Inc., 461,787; Peat Marwick Thorne, 1,065,660; Peel Cheshire Homes (Brampton) Inc., 5,010,500; Peel Hospital-in-the-Home, 165,000; Peel Non-Profit Housing Corporation, 414,814; Peel Regional Home Care, 22,884,683; Peel Regional Palliative Care Services, 538,076; Peel and Halton Community Access Services, 1,051,238; Peel, Regional Municipality of, 11,556,776; Peel Senior Link, 649,620; Pentecostal Benevolent Association of Ontario, 3,499,253; People Care Centre, 1,320,462; People Care Tavistock Inc., 2,131,569; Perley Rideau Veterans Health Centre, 5,225,037; Perth County, Community Care Access Centre, 790,092; Perth County Home Care, 4,227,635; Perth Placement Co-ordination Service, 235,830; Peterborough and District Head Injury, 397,537; Peterborough Home Care, 11,147,582; Physically Handicapped Adult Residence of Nipissing and Parry Sound, 819,578; Pine Meadow Nursing Home, 1,113,736; Pine Villa Nursing Home, 780,236; Pinecrest Manor Nursing Home, 1,158,752; Pinecrest Nursing Home, 2,374,288; Pinehaven Nursing Home, 1,751,699; Pleasant Manor Care Services, 773,490; Pleasant Meadow Manor, 1,010,246; Pleasant Rest Nursing Home, 915,309; Porcupine Health Unit, 251,310; Porcupine Home Care, 7,954,549; Prescott County Hospital-In-The-Home, 431,000; Prescott-Russell, United Counties of, 2,492,997; Prince Edward County Community Care for Seniors Association, 160,920; Prince Edward, County Of, 1,368,432; Providence Centre, 6,540,434; The Public General Hospital Society of Chatham, 171,100; Pwi-Di-Goo-Zing Ne-Yaa-Zhing Advisory Service, 197,200;

Queensway Nursing Home, 750,840; Quinte Living Centre, 162,997;

RAISE Home Support Services for the Elderly, 192,929; Rainy River, District Of, 3,817,481; Regency Manor Nursing Home, 963,781; Regency Park Place, 1,486,121; Drs. Paul and John Re kai Centre, 2,537,869; Religious Hospitaliers of St. Joseph Villa of Cornwall, 4,807,546; Renfrew County Home Care, 11,914,365; Renfrew, County Of, 8,171,368; Renfrew Palliative Care Service, 246,089; Rest Haven Nursing Home, 1,012,548; Richmond Terrace, 2,329,461; Richview Residence, 345,146; Rideau Lakes Home and Community Support Services, 198,760; Ridgetown Village, 887,092; Ritz Lutheran Villa, 1,134,115; River Glen Haven Nursing Home, 2,175,204; Riverbend Place, 820,721; Riverside Health Care Centre, 1,317,084; Riverview Manor Nursing Home, 2,547,195; Rockcliffe Nursing Home, 3,931,946; Rotary Children's Centre, 802,299; Royal Terrace, 1,290,056;

St. Andrew's Centennial Manor, 1,469,295; St. Anne's Towers Corporation, 188,500; St. Christopher House, 911,398; St. Clair College of Applied Arts and Technology, 375,434; St. Clair O'Connor Community Inc., 522,663; St. Clair West Services for Seniors, 675,168; St. Elizabeth Health Care, 252,692; St. Elizabeth Visiting Nurses' Association of the Diocese of Hamilton, 412,146; St. Hilary's Community Care Centres Inc. 164,038; St. Hilda's Towers Inc., 358,141; St. Jacques Nursing Home, 1,199,806; St. John's Retirement Homes Inc., 187,242; St. Joseph Nursing Home, 1,647,183; St. Joseph's Health Care System, 9,048,967; St. Joseph's Health Centre of London, 3,869,228; St. Joseph's Heritage, 841,175; St. Luke's Place, Corp. Of, 2,003,065; St. Mark's Support Services for the Physically Handicapped, 584,846; St. Mary's of the Lake Hospital, 1,352,813; St. Olga's Nursing Home, 1,764,618; St. Paul's l'Amoreaux Centre, 1,441,442; St. Stephen's Community House, 163,914; St. Thomas, City of, 1,810,980; Salvation Army, 181,591; Sandfield

## MINISTRY OF HEALTH — Continued

Place, 1,030,482; Sandy Lake Band, 164,739; Sara Vista Nursing Centre, 1,180,574; Sarnia and District Children's Treatment Centre, 1,677,344; Sarnia-Lambton County Placement Co-ordination, 340,726; Sarnia-Lamton Home Care, 8,485,497; Sarsfield Nursing Home, 731,162; Saugeen Villa Nursing Home, 3,178,001; Scarborough Support Services for the Elderly, 861,272; Seaforth Manor, 1,267,341; Second Mile Club of Toronto, 243,454; Senior Activation Maintenance, 342,379; Senior Citizens' Council Peterborough, 287,164; Senior Link, 912,875; Senior People's Resources in North Toronto, 877,231; Seniors Health Centre Nursing Home, 3,607,553; Service d'Entraide Communautaire, 258,042; Services Communautaires de Prescott-Russell, 276,084; Services de Santé de Chapleau, 348,904; Shalom Village Nursing Home, 1,186,294; Shelburne Residence, 1,188,348; Sherwood Park Manor, 1,249,706; Simcoe County Association for the Physically Handicapped, 2,059,964; Simcoe County Home Care, 21,341,743; Simcoe, County of, 9,471,560; Simcoe Placement Coordination Services, 573,882; Sioux Lookout, Town of, 290,885; Sisters of Charity at Ottawa, 3,457,982; Sisters of Providence of St. Vincent de Paul, 5,861,739; Sisters of St. Joseph, 2,603,329; Six Nations Homemaker Program, 369,475; Six Nations Indian Reserve, 380,929; Slovenian Linden Foundation-Dom Lipa, 548,785; Society of the Sacred Heart of Jesus, 878,279; South Essex Community Council, 421,273; Southampton Nursing Home, 1,457,928; Spencer House Inc., 2,184,073; Springdale Manor Nursing Home, 1,416,785; Spruce Lodge, 2,101,423; Sprucedale Care Centre, 1,226,821; Stayner Nursing Home, 930,714; Stirling Manor Nursing Home, 1,455,485; Stoney Creek Lifecare Centre, 1,042,206; Storefront/Humber Inc., 480,098; Strathaven Lifecare Centre, 4,581,802; Sudbury and District Home Care, 16,655,640; Sudbury Finnish Resthome Society Inc., 2,007,271; Sudbury, Regional Municipality of, 6,064,998; Summit Place, 2,458,523; Sun Haven Nursing Home, 2,706,314; Sunnycrest Nursing Home Ltd., 2,680,423; Sweetbriar Lodge Nursing Home, 1,096,533;

Tayview Nursing Home, 1,809,145; Tecumseh Health Care Centre, 2,712,503; Temiskaming Lodge, 1,512,642; Tendercare Living Centre, 5,157,535; Tendercare Nursing Home, 2,561,333; Terrace Lodge, 1,385,722; Thames Valley Children's Centre, 3,583,905; Thames Valley Placement Co-Ordination Services, 648,752; Therapeutic and Educational Living Centre Inc., 477,732; Three Trilliums Community Place Inc., 1,046,327; Thunder Bay, Corporation of the City of, 11,472,763; Thunder Bay, District of, 2,322,368; Thunder Bay District Placement Co-ordination, 307,461; Thunder Bay Home Care, 12,460,471; Tilbury Manor Nursing Home, 1,410,936; Tillsonburg and District Multi-Service Centre, 164,846; Timiskaming Home Care, 2,902,014; Timiskaming Home Support, 604,829; Timiskaming Palliative Care Service, 163,108; Timmins, City of, 3,897,237; Tobias House of Toronto, 2,442,668; Toronto Aged Men's and Women's Home, 2,736,086; Toronto Finnish Canadian Senior Centre, 660,827; Town and Country Homemakers, 680,972; Townsview Lifecare Centre, 5,130,381; Trent Valley Lodge, 1,470,500; Tri-County Mennonite Home Association, 1,466,706; Trillium Court, 829,872; Trillium Ridge, 1,559,708; Trillium Villa Nursing Home, 3,128,603; Trinity Village Care Centre, 2,887,837; Tufford Nursing Home, 1,287,335; Tullamore Nursing Home, 3,154,539; Tyndall Nursing Home, 2,841,571;

Ukrainian Canadian Care Centre, 1,636,483; Ukrainian Home for the Aged, 1,637,949; Union Culturelle des Franco-Ontariennes, 306,229; Unionville Home Society, 2,501,368; United Church of Canada in Ontario, 533,191; United Mennonite Home for the Aged, 1,736,420; University of Western Ontario, 243,773; Uxbridge Health Care, 2,380,698;

Valley Manor Nursing Home, 1,538,118; Valley Park Lodge, 1,260,868; Van Del Manor Nursing Home, 1,288,607; Vera M. Davis Community Care Centre, 1,076,614; Versa-Care Ltd., 19,356,893; Victoria County Community Care, 546,503; Victoria Manor Home for the Aged, 3,427,260; Victoria Nursing Home, 1,448,158; Victorian Order of Nurses, 11,755,253; Villa Colombo Homes for the Aged, 8,466,928; The Villa Community Care Centre, 2,050,424; Villa Marguerita Nursing Home, 1,774,153; Village Green Nursing Home, 1,436,305; Vision Nursing Home, 1,111,044; Visiting Homemakers Association, Hamilton-Wentworth, 2,847,570; Vista Centre, 320,615; Volunteer Centre of Metropolitan Toronto, 222,456;

Walpole Island First Nation, 527,243; Warden Woods Church and Community Centre, 678,038; Waterloo, City of, 204,515; Waterloo Placement Co-ordination Services, 473,440; Waterloo Regional Home Care, 24,055,534; Waterloo, Regional Municipality of, Social Services, 6,652,238; Watford Nursing Home,



## MINISTRY OF HEALTH — Continued

1,231,287; Welland County General Hospital, 1,502,101; Welland/Pelham Meals-on-Wheels, 150,122; Wellington, County Of, 3,661,163; Wellington House Nursing Home, 1,077,962; The Wellington Nursing Home, 2,171,994; Wellington, Placement Co-ordination Services, 368,514; Wellington-Dufferin-Guelph Home Care, 17,309,919; West Hill Community Services, 233,745; West Nipissing, Board of Management, 3,314,364; West Park Centre, 2,543,963; West Park Hospital, 689,649; West Toronto Support Services, 722,864; Westgate Nursing Home, 1,644,216; Wesway Inc. 171,700; White Eagle Nursing Home, 1,329,076; Wikwemikong Nursing Home, 1,004,867; Wildwood Nursing Home, 1,265,196; Willows Estate Nursing Home, 1,741,700; Windsor, Corporation of the City of, 5,067,083; Windsor Regional Hospital Centre, 1,600,684; Windsor-Essex Community Care Access Centre, 6,340,478; Windsor-Essex Home Care, 23,506,760; Wingham and Area Seniors' Day Centre, 267,355; Winston Hall Nursing Home, 1,688,217; The Women's Christian Association of London, 2,451,961; Woodgreen Community Centre, 1,202,615; Woodland Villa Nursing Home, 1,885,278; Woolwich Home Support Services Group Inc., 186,972; Wunnumin Lake Band, 152,727;

York Regional Home Care, 25,339,993; York, Regional Municipality of, 7,611,423; York West Meals on Wheels Inc., 462,719; Yorkview Lifecare Centre, 6,838,349; Accounts under \$150,000—13,538,289.

Total Other Payments ..... 17,544,930,067

## Statutory (\$46,817)

## Ministers' Salary (\$35,662)

Hon. Jim Wilson ..... April 1, 1996 to December 8, 1996 ..... 22,781  
 Hon. Jim Wilson ..... February 21, 1997 to March 3, 1997 ..... 3,526  
 Hon. Cameron Jackson ..... August 16, 1996 to March 31, 1997 ..... 9,355

## Parliamentary Assistant's Salary (\$11,155)

Helen Johns ..... April 1, 1996 to March 31, 1997 ..... 11,155

## Government Pharmacy Account (\$52,333,919):

Abbott Laboratories Ltd., 650,907; Alcon Canada Inc., 61,309; Allied Medical Instruments Inc., 253,987; Apotex Inc., 542,611; Arjo-North Inc., 65,548; Armstrong Manufacturing Company, 131,588; Astra Pharma Inc., 224,213; Bard Canada Inc., 67,088; Baxter Corporation, 132,991; Bayer Inc., 143,736; Berlex Canada Inc., 60,233; Bio Nuclear Diagnostics Inc., 182,141; Bristol-Myers Squibb, 524,715; Colgate-Palmolive Canada Inc., 240,883; Connaught Laboratories Ltd., 17,419,093; Dumex Medical Surgical Products Ltd., 52,235; Eli Lilly Canada Inc., 244,540; Futuremed Specialties Inc., 125,278; G H Wood and Wyant Inc., 73,094; Glaxo Wellcome Inc., 170,399; Hoechst Marion Roussel Canada, 258,962; Hoffmann-La Roche Ltd., 82,121; ICN Canada Ltd., 147,573; Ingram and Bell Inc., 209,102; Janssen Pharmaceutical Inc., 941,506; Janssen-Ortho Inc., 262,249; Laboratoire Atlas Inc., 172,724; Laerdal Medical Canada Ltd., 74,844; Lander Company Canada Limited, 569,772; Lilo Products, 93,147; Lundbeck Canada Inc., 220,649; Marathon Management, 53,195; Maxxim Medical Canada Ltd., 292,648; McNeil Consumer Products Company, 152,576; Merck Frosst Canada Inc., 9,305,554; Novartis Pharma Canada Inc., 151,581; Novopharm Ltd., 337,013; Ortho-McNeil Inc., 51,726; Page Products Limited, 336,748; Parke-Davis Canada Inc., 84,854; Pfizer Canada Inc., 386,237; Pharmacia and Upjohn Inc., 57,785; Pharmascience Inc., 513,890; Protector Canada Inc., 69,197; Purdue Frederick Inc., 114,084; Receiver General for Canada, 3,094,000; Respan Products Inc., 162,583; Rhone-Poulenc Rorer Canada Inc., 371,124; Rougier Inc., 145,384; Sabex International (1980) Ltd., 83,929; Sandoz Canada Inc., 117,690; Schering Canada Inc., 56,768; Smith Kline Beecham Pharma, 9,090,240; Solvay Kingswood Inc., 106,743; Solvay Pharma Inc., 55,870; Stanley Pharmaceuticals Ltd., 73,097; Taro Pharmaceuticals Inc., 127,577; Technilab Inc., 146,241; Ultramedix Limited, 134,162; Unisource Canada Inc., 62,970; VWR Canlabs, 134,322; Warner Wellcome Consumer Health Products, 66,030; Wyeth-Ayerst Canada Inc., 644,495; Accounts under \$50,000—1,354,368.

## MINISTRY OF HEALTH — Concluded

Government Pharmacy Account .....	52,333,919
Less: Distribution and Cash Sales .....	54,038,987
Transferred to Revenue: Excess of distribution and cash sales over purchases .....	<u>(1,705,068)</u>

## Summary of Expenditure

## Voted

Salaries and Wages .....	481,607,020	
Employee Benefits .....	86,265,377	
Travelling Expenses .....	5,205,785	
Other Payments .....	17,544,930,067	
Recoveries .....	<u>(5,386,501)</u>	
		18,112,621,748
Statutory .....		<u>46,817</u>
Total Expenditure, Ministry of Health .....		<u><u>\$18,112,668,565</u></u>



## MINISTRY OF INTERGOVERNMENTAL AFFAIRS

Hon. Dianne Cunningham, Minister

## DETAILS OF EXPENDITURE

## Voted

## Salaries and Wages (\$2,304,801)

Temporary Help Services (\$74,999):  
Accounts under \$50,000—74,999.

Payments to Other Ministries (\$20,820):  
Accounts under \$50,000—20,820.

Less: Recoveries from Other Ministries (\$4,512):  
Accounts under \$50,000—4,512.

## Employee Benefits (\$347,924)

Payments for: Employment Insurance, 62,113; Accounts under \$50,000—70,257.

Other Benefits: Severance Pay, 131,777; Miscellaneous Benefits, 77,440.

Workers' Compensation Board, 3,164.

Payments to Other Ministries (\$3,774):  
Accounts under \$50,000—3,774.

Less: Recoveries from Other Ministries (\$601):  
Accounts under \$50,000—601.

## Travelling Expenses (\$59,939)

Hon. D.Cunningham, 4,496; R.Dicerni, 7,223; J.Wolfson, 547; Accounts under \$10,000—47,673.

## Other Payments (\$1,623,988)

Materials, Supplies, etc. (\$913,380):  
MFP Technology Services Ltd., 104,421; Accounts under \$50,000—638,273.

Payments to Other Ministries (\$ 172,251).  
Management Board Secretariat, 130,063; Accounts under \$ 50,000—42,188.

Less: Recoveries from Other Ministries (\$1,565):  
Accounts under \$50,000—1,565.

Grants, Subsidies, etc. (\$710,608):  
Canadian Intergovernmental Conference Secretariat, 355,600; Confederation Centre for the Arts, 152,700; Accounts under \$120,000—202,308.

## MINISTRY OF INTERGOVERNMENTAL AFFAIRS — Concluded

Total Other Payments ..... 1,623,988

Statutory (\$32,997)

Minister's Salary (\$32,997)

Hon. Dianne Cunningham ..... April 1, 1996 to March 31, 1997 ..... 32,997

## Summary of Expenditure

## Voted

Salaries and Wages .....	2,304,801
Employee Benefits .....	347,924
Travelling Expenses .....	59,939
Other Payments .....	<u>1,623,988</u>

4,336,652

Statutory ..... 32,997

**Total Expenditure, Ministry of Intergovernmental Affairs ..... \$4,369,649**



## MINISTRY OF LABOUR

Hon. Elizabeth Witmer, Minister

Hon. Cam Jackson, Minister

## DETAILS OF EXPENDITURE

## Voted

## Salaries and Wages (\$79,669,297)

Temporary Help Services (\$829,961):

Creative Personnel Inc., 84,076; Management Board Secretariat, 505,934; TOSI Placement Services Inc., 74,537;  
Accounts under \$50,000—165,414.

Payments to Other Ministries/Agencies (\$67,585):

Accounts under \$50,000—67,585.

Less: Recoveries from Other Ministries/Agencies (\$1,039,143):

Cabinet Office, 81,313; Management Board Secretariat, 331,513; Attorney General, 113,497; Citizenship, 144,330;  
Community and Social Services, 60,810; Accounts under \$50,000—307,680.

Payments to Parties Outside the Consolidated Revenue Fund (\$27,950):

Accounts under \$50,000—27,950.

Less: Recoveries from Parties Outside the Consolidated Revenue Fund (\$87,822):

Workplace Health and Safety Agency, 68,804; Accounts under \$50,000—19,018.

## Employee Benefits (\$16,450,954)

Payments for: Canada Pension Plan, 1,411,415; Dental Plan, 980,961; Employer Health Tax, 1,491,018; Group Life Insurance,  
171,806; Long Term Income Protection, 1,058,894; Ontario Public Service Employees' Union Pension Fund/Public  
Service Pension Fund, 1,307,456; Supplementary Health and Hospital Plan, 1,134,866; Employment Insurance, 2,332,345.Other Benefits: Attendance Gratuities, 42,676; Death Benefits, 20,427; Maternity/Parental/Adoption Leave Allowances,  
569,845; Severance Pay, 5,714,827; 2% Payment in Lieu of Benefits, 19,232; Miscellaneous Benefits, 3,009.

Workers' Compensation Board, 317,697.

Payments to Other Ministries/Agencies (\$4,380):

Accounts under \$50,000—4,380.

Less: Recoveries from Other Ministries/Agencies (\$125,684):

Accounts under \$50,000—125,684.

Payments to Parties Outside the Consolidated Revenue Fund (\$4,518):

Accounts under \$50,000—4,518.

Less: Recoveries from Parties Outside the Consolidated Revenue Fund (\$8,734):

Accounts under \$50,000—8,734.

## Travelling Expenses (\$3,133,943)

Hon. E. Witmer, 738; Hon. C. Jackson, 2,126; J. Baird, 5,321; T. Millard, 6,262; M. Alchuk, 11,300; N. Aucoin, 12,936.;

## MINISTRY OF LABOUR — Continued

A. Bennet, 19,596; J. Bowman, 29,972; P. Bucik, 14,754; J. Caldwell, 10,436; D. Chorney, 10,670; R. Chyczij, 10,605; G.M. Clark, 16,106; J.W. Cormier, 13,562; G. Crossman, 11,684; F. Da Silva, 41,978; W.K. Davis, 26,536; W.W. Davis, 11,128; B. Deck, 13,604; B. El-Nasrallah, 11,214; D. Faraway, 12,405; S. Finch, 11,805; M.B. Furanna, 20,808; D. Gordon, 17,918; J. Greenberg, 18,177; R. Gurevitch, 18,182; J. Halonen, 21,438; A. Harte, 10,734; C. Hebert, 15,011; A. Heritage, 28,091; D. Howe, 15,156; E. Hunt, 11,516; B. Janisse, 15,919; I. Joseph, 14,354; P. Kivisto, 16,335; V. Knap, 15,589; S. Kwok, 11,302; B. Landon, 19,310; M. Lapointe, 19,032; J. Leonard, 18,355; W. Lloyd, 16,474; G.W. Luker, 21,613; M. Mann, 18,842; B. Martin, 15,503; J. Mather, 27,493; G. McKerral, 16,967; D. McPhail, 14,697; J. McVeigh, 19,438; J. Miller, 16,914; A. Naples, 17,643; D. Nelson, 16,357; I.E. O'Hara, 15,162; P. Ostrom, 15,031; V. Pakalnis, 23,023; T. Parker, 19,925; G. Phillips, 15,743; T. Phillips, 19,789; B. Powers, 12,651; R. Pryor, 19,245; B. Rowe, 17,659; M. Ryan, 25,190; J. Shirlow, 13,434; M. Simon, 10,381; P. Simon, 14,462; M. Slater, 10,022; E. Sormin, 20,830; H. Stewart, 20,586; T. Stull, 10,573; J. Tonellato, 20,696; G.R. Udasco, 26,090; A. Vigar, 29,688; H. Vogt, 19,237; Accounts under \$10,000—1,940,620.

## Other Payments (\$26,442,103)

## Materials, Supplies, etc. (\$16,323,488):

Ace Auto Leasing Ltd., 62,455; Bell Canada, 529,040; Canada Post Corp., 114,894; Comdisco Can. Capital Equipment, 121,919; Digital Equipment of Canada Ltd., 570,115; Dispute Services, 80,000; N.V. Dissanayake, 67,800; Exocom Systems Corp., 212,847; Family Guidance Group Inc., 66,856; Helen S. Finley, 55,839; GE Capital Fleet Services, 475,566; GE Capital Technology Management Services, 437,111; R.G. Goodfellow, 71,076; Graeme McKechnie Consulting, 88,970; Grand and Toy Ltd., 141,044; Leasetec International, 139,539; D.J. Leighton, 58,105; M. Lynk, 77,076; Mobility Canada, 139,259; Modular Telephone Interface, 56,288; N. Winter Consulting Inc., 50,355; K.G. O'Neil, 60,793; Oracle Corporation, 70,386; Pinkerton, 53,255; Postage by Phone, 210,000; Print Three, 54,188; Purolator Courier Ltd., 117,916; R.J. Roberts Inc., 63,891; Savin Canada, 135,055; SHL Computer Innovations, 166,979; Strider Resources Agency, 82,858; Tenet Computer Group Inc., 837,065; Total Office Moving and Installation, 76,242; Transworld Paper Ltd., 93,401; John A. Willes, 50,191; Xerox Canada, 324,012; Accounts under \$50,000—4,530,253.

## Payments to other Ministries/Agencies (\$6,285,861):

Attorney General, 3,027,089; Environment and Energy, 75,647; Management Board Secretariat, 2,150,915; Natural Resources, 212,651; Transportation, 797,393; Accounts under \$50,000—22,166.

## Less: Recoveries from Other Ministries (\$505,012):

Community and Social Services, 62,235; Health, 91,234; Solicitor General and Correctional Services, 210,239; Accounts under \$50,000—141,304.

## Grants, Subsidies, etc. (\$10,118,615):

## Grants for Injured Workers (\$358,923):

Accounts under \$120,000—358,923.

## Grants for Pay Equity Advocacy and Legal Services Clinic (\$250,000):

Law Society of Upper Canada, 250,000.

## Grants for Program for Older Worker Adjustment (\$1,548,684):

Desjardins Life Assurance Co. Inc. (Administrator), 1,548,684.

## Grants for Research, Improved Health and Safety and Employment Practices, and Other (\$127,019):

Accounts under \$120,000—127,019.

## Grants for Wage Protection Fund (\$20,947,510):

Accounts under \$120,000—20,947,510.

## Grants for Workers' Compensation Board Training Initiatives (\$712,500):

Ontario Federation of Labour, 712,500.



## MINISTRY OF LABOUR — Continued

Less: Recoveries from Parties Outside the Consolidated Revenue Fund (\$13,826,021):

Workers' Compensation Board, 13,826,021.

Total Other Payments ..... 26,442,103

## Statutory (\$49,774)

## Ministers' Salaries (\$38,619)

Hon. E. Witmer ..... April 1, 1996 to March 31, 1997 ..... 32,997

Hon. C. Jackson ..... April 1, 1996 to August 15, 1996 ..... 5,622

## Parliamentary Assistant's Salary (\$11,155)

J. Baird ..... April 1, 1996 to March 31, 1997 ..... 11,155

## Mine Rescue Training (\$Nil)

Salaries and Wages (\$790,312).

Employee Benefits (\$110,371):

Payments for: Canada Pension Plan, 10,402; Dental Plan, 8,063; Employer Health Tax, 14,812; Group Life Insurance, 1,255; Long Term Income Protection, 10,450; Ontario Public Service Employees' Union Pension Fund/Public Service Pension Fund, 12,806; Supplementary Health and Hospital Plan, 10,247; Employment Insurance, 18,589.

Other Benefits: Severance Pay, 21,119.

Workers' Compensation Board, 2,628.

Travelling Expenses (\$56,545):

K. Pierce, 11,823; Accounts under \$10,000-44,722.

Other Payments (\$552,599)

Materials, Supplies, etc. (\$552,599):

Draeger Canada Limited, 170,627; National Mine Service, 53,961; Accounts under \$50,000-328,011.

Other Transactions (\$4,983):

Accounts under \$50,000-4,983.

Less: Recoveries from Parties Outside the Consolidated Revenue Fund (\$1,514,810):

Workers' Compensation Board, 1,514,810.

## MINISTRY OF LABOUR — Concluded

## Summary of Expenditure

## Voted

Salaries and Wages .....	79,669,297	
Employee Benefits .....	16,450,954	
Travelling Expenses .....	3,133,943	
Other Payments .....	26,442,103	
		125,696,297
Statutory .....		49,774
<b>Total Expenditure, Ministry of Labour .....</b>		<b>\$125,746,071</b>



## OFFICE OF THE LIEUTENANT GOVERNOR

Hon. Hilary M. Weston, Lieutenant Governor  
 Hon. Henry N. R. Jackman, Lieutenant Governor

## DETAILS OF EXPENDITURE

## Voted

Salaries and Wages (\$303,579)

Employee Benefits (\$90,824)

Payments for: Canada Pension Plan, 7,652; Dental Plan, 6,348; Employer Health Tax, 6,510; Group Life Insurance, 971; Long Term Income Protection, 2,713; Ontario Public Service Employees' Union Pension Fund/Public Service Pension Fund, 5,156; Supplementary Health and Hospital Plan, 5,905; Unemployment Insurance 11,500.

Other Benefits: Maternity/Parental/Adoption Leave Allowances, 28,799; Severance Pay, 15,270.

Other Payments (\$184,476)

Materials, Supplies, etc. (\$58,676):  
 Accounts under \$50,000—58,676.

Expenses (\$125,800):  
 Lieutenant Governor's Discretionary Allowance, 125,800.

Total Other Payments ..... 184,476

## Summary of Expenditure

## Voted

Salaries and Wages .....	303,579
Employee Benefits .....	90,824
Other Payments .....	<u>184,476</u>

Total Expenditure, Office of the Lieutenant Governor ..... \$578,879





## MANAGEMENT BOARD SECRETARIAT

Hon. David Johnson, Minister

## DETAILS OF EXPENDITURE

## Voted

## Salaries and Wages (\$89,870,913)

## Temporary Help Services (\$1,678,700):

Advocate Placement Ltd., 54,681; H. R. Associates, 101,336; Management Board Secretariat, 1,354,801; Accounts under \$50,000—167,882.

## Payments to Other Ministries/Agencies (\$1,914,315):

Attorney General, 58,781; Community and Social Services, 55,032; Education and Training, 75,090; Finance, 1,360,133; Health, 57,001; Labour, 92,354; Accounts under \$50,000—215,924.

## Less: Recoveries from Other Ministries/Agencies (\$684,249):

Attorney General, 64,537; Cabinet Office, 164,101; Education and Training, 136,920; Municipal Affairs and Housing, 61,008; Accounts under \$50,000—257,683.

## Employee Benefits (\$111,520,561)

## Payments for (\$9,914,137):

Canada Pension Plan, 1,690,937; Dental Plan, 794,345; Employer Health Tax, 1,655,750; Employment Insurance, 2,830,045; Group Life Insurance, 143,552; Long Term Income Protection, 861,097; Ontario Public Service Employees' Union Pension Fund/ Public Service Pension Fund, 1,047,774; Supplementary Health and Hospital Plan, 890,637.

## Other Benefits (\$3,706,914):

Attendance Gratuities, 73,096; Maternity/Parental/Adoption Leave Allowances, 304,831; Severance Pay, 3,299,303; Miscellaneous Benefits, 15,668; 2% Payment in Lieu of Benefits, 14,016.

## Workers' Compensation Board, 1,003,244.

## Payments to Other Ministries/Agencies (\$285,669):

Accounts under \$50,000—285,669.

## Less: Recoveries from Other Ministries/Agencies (\$98,715):

Accounts under \$50,000—98,715.

## Supplementary Retirement Benefits, Allowances, etc. (\$52,166,094):

Insurance Premiums for retired employees and/or their dependents and employer's contributions for agencies where recoveries are credited to Revenue, 52,024,138; The Travel Accident Insurance coverage for accidental death or injury to employees who are travelling on Government of Ontario business, 141,956.

## Employee Benefits (Government Contributions) (\$44,543,218):

## Expenditures (\$742,250,026):

Canada Life Assurance, 31,006,629; Confederation Life Insurance Company, 509,703; Deputy Minister's Supplementary Benefits Fund, 1,340,000; Ministry of Finance, 68,419,409; Great-West Life Assurance Company, 105,047,798; Manulife Financial, 101,843,196; OPSEU Pension Fund, 59,320,230; Provincial Judges Benefit Fund, 11,366,000; Public Service Pension Fund, 36,405,165; Receiver General for Canada, 326,991,896;

**MANAGEMENT BOARD SECRETARIAT — Continued**

Less: Expenditure Refunds (\$227,312,499):

Employee Payroll Deduction, 175,146,405; Retired Employee Benefits, Revenue Items and Travel Accidental Insurance Premiums, 52,166,094.

Less: Recoveries from Other Ministries/Agencies (\$470,394,309):

Ministries: Agriculture, Food and Rural Affairs, 8,705,585; Office of the Assembly, 5,622,995; Attorney General, 45,116,235; Cabinet Office, 723,432; Office of the Chief Election Officer, 76,938; Citizenship, Culture and Recreation, 6,933,447; Community and Social Services, 50,660,538; Consumer and Commercial Relations, 9,596,204; Economic Development, Trade and Tourism, 3,699,268; Education and Training, 13,321,746; Environment and Energy, 17,268,044; Finance, 28,932,084; Office of Francophone Affairs, 104,593; Health, 63,548,878; Office of Intergovernmental Affairs, 167,244; Labour, 9,886,948; Management Board Secretariat, 16,721,273; Municipal Affairs and Housing, 8,880,132; Ontario Native Affairs Secretariat, 314,005; Natural Resources, 25,457,336; Northern Development and Mines, 2,884,898; Office of the Premier, 224,540; Office of the Provincial Auditor, 634,889; Solicitor General and Correctional Services, 99,153,633; Transportation, 43,984,140; Office Responsible for Women's Issues, 172,435; Ontario Development Corporation, 414,046; Ontario Place Corporation, 185,722; Treasury Board, 2,414,700; Workers' Compensation Appeal Tribunal, 221,870; Accounts under \$50,000—4,366,511.

**Travelling Expenses (\$442,824)**

Hon. D. Johnson, 1,229; M. Noble, 1,866; C.J. Cannon, 12,324; A. Citro, 12,816; J.F. Rabeau, 11,172; Accounts under \$10,000—403,417.

**Other Payments (\$539,059,262)**

Materials, Supplies, etc., (\$458,257,083):

A-1 Courier Service, 77186; A T and T Canada, 1,843,320; A.J. Property Management and Consultants Inc., 55,237; Abna Investments Ltd., 185,405; Aiden Tuite and Tuite, 50,905; Aldgate Construction Ltd., 291,582; Algarr Capital Corp., 147,750; Algoma Central Properties Inc., 76,374; Alma Hurst Holdings Ltd., 309,890; Amdahl Canada Ltd., 668,623; Andotte Investments Ltd., 795,000; Angus Reid Group, 287,200; Ansko Systems Inc., 99,726; Antonio Ciccone Enterprises Inc., 73,107; Aon Inc., 1,152,476; Apollo Management Services Ltd., 484,386; Argue, Deduke, O'Brien and Wright, 473,523; Arnsby Property Management Ltd., 511,150; Arqana Technologies Inc., 120,256; Arthur and Doris Lalonde and Bob and Lisa Allen, 51,558; Ashburnham Holdings Ltd., 199,024; Atrium Management Inc., 4,006,317; Avila Investments Ltd., 204,725; Avison Young Property Management Inc., 267,706; Avro Commercial Management Ltd., 2,960,711; Axion Development Corporation Ltd., 657,404;

B. Goldberger Holdings Ltd., 202,524; B.M.C. Software Inc., 155,972; Babbco Office Services Ltd., 216,727; Badenhurst Properties Ltd., 97,028; Barcoding Select 3000, 60,219; Bardis Enterprises Ltd., 180,713; Barrydowne Investments Ltd., 54,450; Les Batissements Pagau, 89,586; Bay Walsh Ltd., 50,797; BCI, 283,376; Beaver Foods Ltd., 74,960; Bell Advance Communications, 504,670; Bell Canada, 59,597,354; Bell Global Solutions, 51,861; Belle Bridge Developments Ltd., 150,332; Berkol Investments Limited, 117,204; Forese Bertoia, 82,490; The Boardwalk Corporation, 205,584; Boole and Babbage, 109,407; Borins and Associates Property Management Ltd., 200,709; Erskine A. Brathwaite, 100,462; Brookfield Lepage Management "In Trust" for London Life, 298,290; Bruce, County of, 52,825;

CCF Property Management, 161,528; C.A.I. Commercial, 198,300; C.I.B.C. Development Corp., 1,149,189; Cadillac Fairview Corp. Ltd., 4,859,290; The Caldwell Partners AMROP International, 57,705; Canacom Inc., 83,413; Canada Health Monitor, 50,000; Canada Post Corporation, 7,922,224; Canada Square Management Ltd., 4,246,738; Canada Trust, 176,745; Canadian National Railway, 80,606; Canadian Premier Property Investments Ltd., 702,770; Cancam Co-Ownership and Canada Life Assurance Co., 333,817; Cancopy, 215,112; Candle Corporation, 97,487; Car Park Management Services, 83,320; Carlton Tower Ltd., 782,414; Catherine Holdings Ltd. and Legoyeau Holdings Ltd., 229,251; Cauldron Drugs Limited, 61,492; Cave Jone Inv and Trades Ltd., 88,754; CB/Madison Property Management, 241,579; Cecil H. Graff and Associates, 726,628; Cedar Hill Developments Inc., 128,003; Central



## MANAGEMENT BOARD SECRETARIAT — Continued

Ontario Web Ltd., 75,705; Centreview Properties Ltd., 89,633; Century 21 BWG Realities Inc., 50,787; Champlain-Thickson Centre Corp., 691,450; Change Control Ltd., 739,022; Charlez Translations Ltd., 93,340; Cheval Developments and Property Management, In Trust, 56,549; Chickadee Investments Ltd., 128,169; Chidley Glen Developments Ltd., 177,230; Circle Computer Services Inc., 480,585; Cisco Systems Canada Inc., 3,533,946; City Centre Development Corp., 124,080; City Centre Management Inc., 191,480; Cluny Property Management Corp., 115,144; Coachlight Realty Ltd., 135,383; Cognos Incorporated, 80,487; College Park, 9,415,240; Colliers Macaulay Nicolls Inc., 127,194; Colonnade Development Inc., 241,481; Compas, 62,830; Compass Analysis Canada Ltd., 74,500; Compugen Systems Ltd., 764,002; Computer Associates Canada Ltd., 715,864; Computer Partners, 65,510; Comro Developments, 1,164,799; Concordian Realty Management Inc., 113,562; Contractors Network Corp., 60,358; Co-Operators General Insurance Co., 108,007; The Coopers and Lybrand Consulting, 119,730; Cornwall Coach and Tour Ltd., 50,180; Cornwall Professional Centre Ltd., 113,600; Corpfinance International, 2,427,254; Cottingham Place Properties, 130,468; The Court House Block Inc., 635,358; Courtland-Sterling Investments, 51,330; Crain-Drummond Inc., 113,092; CT Tower Investments Inc., 269,063;

D. and A. Carter Property Management In Trust, 636,180; D and D Building Ltd., 89,457; D.M. and M. Realty Ltd. and 3M Construction Ltd., 65,814; D.C.G. Developments, 66,689; DCR Realty Investments Ltd., 114,313; DDS, 129,976; Dacon Corporation Ltd., 94,498; Daedalian Systems Group Inc., 522,878; Dale Intermediaries Ltd., 128,440; Darling Court Development Inc., 632,349; Darton, In Trust, 254,849; Data Business Forms, 279,230; Datapro Canada, 88,901; Day Advertising Group Inc., 189,774; Dell Computer Corporation, 682,608; Delphax Systems, 876,560; Delta Trust Ltd., 100,930; Derry Business Centre Inc., 677,198; Joe Dicarmine, 134,799; John Dick, 72,020; Digital Equipment of Canada Ltd., 601,069; Director Industrial Holdings Ltd., 81,580; Directory Advertising, 125,564; Doane Raymond Ltd., 1,001,715; Dorchester Oaks Property Management Inc., 156,390; Dryden, Town of, 129,216; Victor Dubois, 53,074; Dun and Bradstreet Software Services Canada., 431,240; The Dundas/Edward Centre Inc., 1,526,237; Durham, Municipality of, 113,116;

EMC Corporation, 1,175,271; East Hill Construction, 78,937; Edifax Development Co. Ltd., 572,712; The Effort Trust Co., 253,615; Eldomar Investments Ltd., 1,097,581; Ellis-Don Construction Ltd., 499,384; Emerald Property Services Inc., 1,375,307; Emix Ltd., 77,315; Enterprise Commercial Management Inc., 2,975,171; Equity Management International Ltd., 170,923; Ernst and Young, 182,512; Escarpment Properties Ltd., 168,365; Everest Commercial Property Management Ltd., 257,480; Executive Court Buildings, 52,922; Exide Electronics, 222,352;

FR Joint Venture, 62,873; Fairlie Investments Corp., 103,345; Falom Incorporated, 127,700; Family and Children's Services, 80,374; FarPac Holdings Corporation, 116,389; Fillion Wakeley and Thorup, 50,792; Fin-Par Enterprises Inc., 235,921; First Real Properties Limited, 81,870; Fitzgerald-Dionne, 92,982; Forcro Ltd., 119,607; The Fort Frances and District Association for Community Living, 58,490; Fourth Real Properties Limited, 426,368; Foxbar Translations Inc., 65,062; Frisco Bay Industries Canada, 177,459; Frontenac, County of, 233,713;

G. and B. Mahony Investments Ltd., 129,385; G.E. Capital Canada, 121,550; GE Capital Technology Services Inc., 98,246; G.R. Belanger Enterprises Ltd., 948,865; G. Raeburn Smith Consultants, 117,500; Ganahl Canada Ltd., 91,711; Gartner Group Inc., 146,420; Dante Gasparotto, 89,437; John B. Gibson, 54,726; Glen Crain, David James and Michael Quigley in Trust, 57,820; Globe Realty Management Ltd., 96,562; Goldfarb Consultants, 131,912; Golfside Construction, 409,558; Gordon Pullen Consulting, 149,838; The Gore Building Ltd., 79,798; Gran Flume Investments Limited, 389,920; Grand and Toy Ltd., 293,610; Green Forest Investments Ltd., 65,137; Green Shield Canada, 4,695,786; Greengate Holdings, 81,592;

H and M Cherney Realty, 64,636; H and R Developments, 10,305,042; Hallmark Hotels Ltd., 268,529; Hamilton One Jarvis Ltd., 566,114; Hamilton Wentworth, Regional Municipality of, 1,538,319; Hammerson Properties Inc., 1,841,171; Harjo Management Services Canada Ltd., 82,914; Harris Management Limited, 273,119; Dr. Khaled Hashem, 75,254; Hastings, County of, 203,056; Heather Hawthorn, 52,855; Hidden Lanes Development Corp., 137,161; High Glenn Properties Limited, 107,017; Hilre Investments Limited, 71,332; Hitachi Data Systems, 116,940; Honeywell Limited, 226,114; Hotline Express Delivery Services Inc., 278,609; Huron, County of, 291,115; Hutchinson Smiley Ltd., 178,372; Hypertec Systems Inc., 120,785; I.C.I. Canada Inc., 4,575,708; ISG Contracts Inc., 171,384; ISM Information Systems, 819,787; I Line Multimedia, 76,940; Immowert Inc., 111,598; Impact Solutions



## MANAGEMENT BOARD SECRETARIAT — Continued

Consulting, 65,925; Information Builders (Canada) Inc., 305,167; The Imperial Life Assurance Company of Canada, 456,300; Ingenia Communications Corp., 92,809; Integral Systems Inc., 100,972; Integrated Cable Systems Inc., 134,516; Intercon Realty Inc., 90,080; International Business Machines (IBM) Limited, 6,343,548; International Verifact Inc., 177,684;

J and D Systems Inc., 59,101; J. and S. De Caria, 71,737; J.B. Rolland Papers Ltd., 273,971; J.S.M. Corporation Ltd., 637,333; Jesuit Fathers of Upper Canada Holding Corporation, 187,057; Joe Spina and Sons Enterprises Ltd., 68,367; John E. Dodge Holdings Ltd., 172,468; Roy Edward Johnson, 114,177; Johnston Smith International, 52,990;

KPMG Management Consulting, 290,626; Kaneff Properties Ltd., 631,605; Karis, 85,274; Kemp Bay Development Ltd., 128,636; William Stanley Kendall, 55,800; Kenora, Town of, 392,939; Kilworth Developments Ltd., 96,761; Hyo Kim and Kyung Ryoan Kim, 150,160; King-Oshawa Developments, 77,447; Kingston, Township of, 134,886; Nick Kladisand, the Estate of Eric Ganos, 93,645; Kroma Management Ltd., 128,451;

LGS Group Inc., 147,789; LML-70338, 930,972; Laing Property Corporation, 143,091; Lake Vernon Realty Ltd., 80,136; Lalonde Real Estate Ltd., 104,650; Landmark Holdings, 259,327; Laurentian Bank of Canada, 97,461; Lyndon M. Lawrence and Beverly J. Lawrence, 52,816; Learning Tree International, 66,406; Leeds and Grenville, United Counties of, 580,964; Lehnorff Property Management Ltd., 440,763; Lennox-Addington, County of, 216,133; Lerner and Associates, 55,294; Milan Lesic, 352,802; Libraxus Inc., 107,235; Linmac Inc., 237,251; Angelo Lorelli, 97,412; Lovas Stanley/Paul Ray, 109,793; Lucent Technologies Canada Inc., 252,701; Luciff Company Limited, 364,586; Luner-Warren and Associates, 96,526; Lutheran Life Insurance Society of Canada, 60,499;

M.F. Arnsby Property Management Ltd., 162,561; M.F.P. Technology Services Ltd., 758,437; MFS Realty Services Inc., 195,603; M.H. Janzen Real Estate (In Trust), 117,915; Mady Development Corporation, 82,382; Magic Solutions Inc., 57,020; Major Contracting (Algoma) Ltd., 233,032; Mallette-Goring Inc., 63,899; Malmer Holdings Ltd., 58,793; Manninger Management Inc., 152,721; Manorcore Construction Inc., 54,092; Manufacturers Life Insurance Company, 230,065; Maplegrove Building Specialties Limited, 495,719; Marathon Realty Company Ltd., 96,692,295; Marina Park Towers Inc., 106,509; Maron Land Development Inc., 813,037; Marowen Realty Ltd., 125,580; Mathews, Dinsdale and Clark, 62,000; Media Buying Services Ltd., 53,154; Eugene Merikallio and Hazel Merikallio, 203,717; Metcalfe Realty Co. Ltd., 336,856; Metrix Research Inc., 315,648; Metro Capital Group Inc., 50,546; Metropolitan Toronto, Municipality of, 6,575,978; Ennio Micacchi In Trust, 104,855; Stan Mika, 82,674; Miller Naylor Associates, 53,340; Miller-Dallas Inc., 50,000; Minaki and Vermillion Investment, 52,893; Ministries: Attorney General, 2,577,866; Citizenship, Culture and Recreation, 86,582; Community and Social Services, 207,933; Consumer and Commercial Relations, 152,947; Environment and Energy, 58,927; Finance, 125,450; Health, 3,568,982; Labour, 233,016; Natural Resources, 1,447,612; Solicitor General and Correctional Services, 208,898; Transportation, 705,243; Minuk Construction and Engineering Company, 765,631; Mississauga, City of, 109,985; Mitamar Financial Limited, 106,631; Mod-Aire Homes Limited, 133,942; Modular Telephone Interface Ltd., 966,432; Terry Allan Mole and Barbara Joan Mole, 79,868; Monarch Construction Limited, 339,475; Monogram Place Investments Ltd., 128,341; Moore Data Management Services, 361,577; Moreland Properties Inc., 133,169; Morningview Properties Inc., 95,399; Morton, Cooney, McKeowan and Morton, 69,579; Moshe Provizor Inc., 92,369; Motorola Information Systems Ltd., 54,659; Mountainview Properties Ltd., 199,526; Simeon Mparoutoglou and Vasiliki (Bessie) Mparoutoglou, 130,169; Multisource Systems, 66,194; Murray Duff Enterprises Ltd., 66,441;

NALC Holdings Inc., 5,746,458; NCR Canada Ltd., 410,615; National Trust Company, 743,653; Network Plus, 61,300; Newstar Technologies Inc., 2,018,179; Nord-Am Realty Limited, 213,234; North Bay Plaza Ltd., 210,608; Northern Telephone Ltd., 297,659; Northumberland, County of, 910,695; Northwest Freeholds Ltd., 75,156; Novell Canada, 166,743;

O. and Y. Properties Inc., 1,875,366; Oakville, Town of, 109,800; Odgi in Trust for Truscan, 93,188; Old Colony Properties Inc., 562,716; Old Oak Properties Inc., 816,338; Oltronics Inc., 196,328; Omers Realty Corporation, 1,523,227; One Queen Street Inc., 541,151; Ontario Development Corporation, 62,394; Ontario Hospital Association, 175,344; Ontario Northland Transportation Commission, 106,879; Ontario Pension Board, 139,778; Ontario Realty Corporation, 355,974,721; Onyx Computers Inc., 712,045; OPSEU Pension Trust, 52,342; Oracle Corporation Canada

## MANAGEMENT BOARD SECRETARIAT — Continued

Inc., 256,550; Ordex Developments Ltd., 57,268; Orfus Investments, 202,833; Oric Holdings Limited, 50,822; Oscar Construction Co.Ltd., 83,385; Oshawa Centre Holdings, 785,763; Oshawa, City of, 482,159; Owen R. Davis and Co. Ltd. and Danske Industries Ltd., 138,231; Owen Sound Professional Centre, 86,400; Oxford, County of, 344,071; Oxford Development Group Inc., 3,823,315;

PHH Homequity Inc., 4,741,108; P.J.L. Management Inc., 211,775; P.R.P. Investments, 58,687; Paramet Corporation Ltd., 895,538; Park Home Property Management Ltd., 1,899,160; Wayne and Blaine Patry, 66,500; Peelcom Developments Inc., 96,075; Pembroke City Centre Corp., 187,036; Pensionfund Realty Ltd., 226,248; Penyork Properties Inc., 223,473; Performco Properties Ltd., 1,124,830; Perth, County of, 167,148; Peterborough, County of, 1,228,117; Phoenix Assurance PLC, 125,714; Pickfords Records Management, 649,473; Pierce Leahy Command Company, 79,546; Piller Natale and OH, 292,665; Pioneer Asset Management Group, 199,185; Pitney-Bowes, 160,775; Place Laurier Ltd., 202,196; Plaingrove Construction Ltd., 116,689; Playfair Developments Ltd., 144,700; Polar Select Holdings Ltd., 70,623; Pollack Rentals Ltd., 81,360; Postage-By-Phone, 80,000; Prescott and Russell, United Counties of, 503,218; Price Waterhouse Limited, 1,759,005; Procom, 59,220; Progress City Centre Ltd., 201,182; The Prudential Assurance Co. Ltd., 505,571; Purolator Courier Ltd., 164,300;

Quartex Corporation, 110,283; Queens University, 52,812; Quinte Home and Design Centre Ltd., 58,631;

RSM Systems Ltd., 73,095; Realstar Management, 148,902; Receiver General for Canada, 216,006; Reg Martin and Sar-Gin Developments Ltd., 206,125; Reiskeorge Management Limited, 67,789; Renfrew Victoria Hospital, 83,019; Revenue Canada Customs, 121,030; Richard Altvater and Sons Ltd., 183,105; Riverside Acres of Timmins Ltd., 242,604; Ronalbin Inc., 141,837; Rosmere Properties Inc., 475,245; Rossland Real Estate Ltd., 332,244; Royal Lepage Real Estate Management Services, 420,000; Royal Trust Co., 102,530;

S.A.G.I. Holdings Ltd., 101,474; SAS Institute (Canada) Inc., 573,821; SSG Professional and Contract D.P. Recruitment, 388,981; St. Clair Corporate Centre, 54,694; St. Thomas, City of, 401,422; Salpam Investments Ltd., 3,713,029; Samuel Sarick Ltd. And Investments Ltd. And Graduate Holdings, 2,455,863; Sanmal Investments Ltd., 61,144; Sarnia High Park Developments Ltd., 147,076; Savin Canada Inc., 62,887; Say Success, 51,867; Second Real Properties Limited, 70,782; Shaw Mobile Communications Inc., 64,706; Shipp Corporation Ltd., 54,692; Sienna Homes and William A. Batson, 87,467; Sifton Properties Ltd., 205,395; Sioux Narrows, Township of, 310,282; Slough Estates Canada Ltd., 74,800; Skyservice FBO Inc., 114,630; Smith Falls Square, 51,085; William Anthony Smith, 60,644; Samuel Sokoloff, 221,604; M. Jerry Springer and Norman C. Springer, 537,908; The Standard Life Assurance Co., 78,477; Stanley Top, 82,841; Pat Stone, 54,000; Stonehouse and Company, 78,314; Stormont, Dundas and Glengarry, United Counties of, 58,465; Stratford, City of, 96,067; Stratus Computer Corp., 849,203; Sudbury, City of, 53,849; Sun Life Company of Canada, 196,997; Sungard Recovery Services Ltd., 254,662; Sunnyside Medical Arts Development, 100,218;

T.E.C. Leaseholds Ltd., 9,140,687; Telestat Canada, 101,957; Tenet Computer Group Inc., 1,466,708; Tenex Data Corporation, 298,709; Term Communication Services Kingston Inc., 135,478; Thomas N. Hammond and Associates Ltd., 592,628; Thornton Centre Incorporated, 238,687; Thunder Bay, City of, 724,619; Tillyard and Partners Inc. "In Trust", 648,051; Timcor Leasing, 60,601; Tom Jones and Sons Ltd., 267,057; Topsail Island Developments Ltd., 109,491; Torkon Group, 65,730; Toronto, City of, 205,604; Tricount Investments Limited, 130,403; Tuite Construction Ltd. (In Trust), 295,494; Tweed, Village of, 204,393; Twin City Investments Co., 186,786;

Unitel, 1,773,578; University of Toronto Press Inc., 329,140; University of Waterloo Financial Services, 118,275;

V and A Properties Ltd., 6,844,075; Vanguard International Ltd., 91,137; Victor Prousky, Trustee, 57,945; Victoria Hill Properties Inc., 54,165; Vidron Management Services Ltd., 170,854; Viking Rideau Corp., 1,168,926; Vindella Enterprise Inc., 146,991; Virg Hotel Ltd., 72,819; Vranko Family Holdings Ltd., 391,589; Vytalbase and Tippet-Richardson, 271,808;

W. Justein Holdings, 231,063; Waterloo, Municipality of, 1,559,508; Webcom Ltd., 132,062; Welland, City of, 201,351; Wellington, County of, 520,365; West Arthur Place Ltd., 117,315; Willamette Industries of Canada Ltd., 53,421;



## MANAGEMENT BOARD SECRETARIAT — Continued

Willoak Holdings Ltd., 56,375; Windsor, City of, 281,282; Woku Investments Ltd., 51,549; Women's College Health Research, 733,099; Woodmont Head Management Ltd., 579,317; Workers' Compensation Board, 118,587; World Exchange Plaza Inc., 61,896;

Xerox Canada Ltd., 237,689;

Yonge-Delisle Developments Ltd., 1,129,178; Yonge-Eglinton Centre, 1,416,884; Yonge Wellington Property Ltd., 337,257;

Zainab Pirbhai Phyllis Marks Narsys Punthakee Et Al In Trust, 66,358; Zaroukian Holdings Ltd., 235,500; Peter Zegouris and Geo. Zegouris, 130,140; Zurich Canadian Holdings Ltd., 4,042,054;

10 Alcorn Limited, 151,463; 25 Sheppard Portfolio Inc., 577,780; 45,51 and 55 Esander Drive East York Ltd., 70,992; 55 Yonge Portfolio Inc., 242,446; 65 St. Clair Investments Ltd., 416,618; 69 Yonge Portfolio Inc., 126,846; 101 Bloor St. W. Limited, 2,934,004; The 101 Mall Ltd., 244,148; 121 Kennedy Management, 201,760; 132 Second Street East Ltd., 131,428; 243 Hemlock Investments Ltd., 176,954; 320 Front Portfolio Inc., 1,449,208; 330 Bay Street Limited, 238,413; 545 Ouellette Avenue Inc., 84,106; 747 Queen Street Development Inc., 317,057; 815 Danforth Avenue, 250,569; 2130 Lawrence Avenue, 114,903; 2161 Yonge Street Ltd., 212,221; 2265-2275 Midland Ltd., 479,813; 3209 Danforth Avenue Holdings, 140,000; 151516 Canada Inc., 320,387; 256392 Developments Ltd., 175,274; 261075 Investments Limited, 52,014; 286716 Ontario Ltd., 212,554; 355186 Ontario Ltd., 165,222; 356240 Ontario Ltd., 53,000; 377521 Ontario Ltd., 224,641; 431493 Ontario Limited, 104,100; 477772 Ontario Ltd. and Claude Fortier, 60,966; 518391 Ontario Inc., 161,026; 521971 Ontario Limited, 479,459; 539768 Ontario Ltd. 51,338; 547495 Ontario Ltd., 358,800; 547495 Ontario Limited, 261,869; 567302 Ontario Limited, 356,138; 637613 Ontario Ltd., 57,365; 721380 Ontario Ltd. and Irving Rosen as Trustee, 105,105; 736649 Ontario Inc., 169,627; 740985 Ontario Limited, 120,840; 785610 Ontario Ltd., 99,341; 837690 Ontario Limited, 323,808; 857481 Ontario Ltd. In Trust; 2,000,951; 885229 Ontario Inc., 69,041; 904526 Ontario Ltd., 100,140; 915643 Ontario Inc., 63,734; 954100 Ontario Inc., 133,309; 991234 Ontario Ltd., 79,968; 995573 Ontario Ltd., 66,390; 1039598 Ontario Inc., 75,872; 1065770 Ontario Ltd., 82,427; 1086891 Ontario Inc., 103,340; 1095999 Ontario Inc., 144,217; 1106822 Ontario Ltd., 100,190; 1140490 Ontario Inc., 164,044; 1152091 Ontario Inc., 82,934; 1159006 Ontario Limited, 342,079; Accounts under \$50,000—32,022,380.

Less: Recoveries from Ministries/Agencies and Others (\$356,379,366):

Metro Toronto Convention Centre Corporation, 95,412,093; Metro Toronto Housing Authority, 115,090; Ministries: Agriculture, Food and Rural Affairs, 5,353,166; Office of the Assembly, 3,698,117; Attorney General, 30,580,068; Cabinet Office, 317,881; Office of the Chief Election Officer, 796,394; Office of the Ombudsman, 68,076; Citizenship, Culture and Recreation, 2,402,966; Community and Social Services, 19,452,076; Consumer and Commercial Relations, 5,327,390; Economic Development, Trade and Tourism, 2,774,738; Education and Training, 9,378,351; Environment and Energy, 3,596,894; Finance, 7,080,789; Health, 21,070,586; Intergovernmental Affairs, 107,431; Labour, 2,635,330; Municipal Affairs and Housing, 4,344,296; Ontario Native Affairs Secretariat, 59,223; Natural Resources, 9,886,799; Northern Development and Mines, 920,418; Office of the Premier, 78,133; Office of the Provincial Auditor, 54,926; Solicitor General and Correctional Services, 24,647,509; Transportation, 24,702,705; Office of Francophone Affairs, 78,665; Office Responsible for Women's Issues, 113,959; Ontario Clean Water Agency, 758,808; Ontario Development Corporation, 64,872; Ontario Lottery Corporation, 107,286; Ontario Realty Corporation, 31,195,160; Ontario Science Centre, 4,474,353; Ontario Training and Adjustment Board, 232,006; Treasury Programs, 2,924,147; Workers' Compensation Board, 90,217; Accounts under \$50,000—41,478,448.

Grants, Subsidies, etc. (\$80,802,179):

Summer Experience Program (\$7,192,109):

Ministries: Agriculture, Food and Rural Affairs, 1,271,534; Attorney General, 152,334; Citizenship, Culture and Recreation, 833,913; Community and Social Services, 407,557; Consumer and Commercial Relations, 130,686; Education and Training, 499,233; Finance, 359,703; Health, 277,612; Municipal Affairs and Housing, 219,225; Natural Resources, 1,670,097; Northern Development and Mines, 177,089; Solicitor General and Correctional Services, 246,000; Accounts under \$120,000—947,126.

**MANAGEMENT BOARD SECRETARIAT — Concluded****Employment Transition Support Fund (\$12,177,470):**

Ministries: Agriculture, Food and Rural Affairs, 491,908; Attorney General, 765,876; Citizenship, Culture and Recreation, 473,249; Community and Social Services, 1,526,066; Consumer and Commercial Relations, 352,041; Economic Development, Trade and Tourism, 186,597; Education and Training, 377,218; Environment and Energy, 779,624; Finance, 226,931; Health, 775,880; Labour, 378,360; Management Board Secretariat, 439,309; Municipal Affairs and Housing, 433,162; Natural Resources, 1,969,014; Northern Development and Mines, 300,743; Solicitor General and Correctional Services, 1,163,846; Transportation, 1,347,145; Ontario Clean Water Agency, 190,501.

**Others (\$61,432,600):**

Institute of Public Administration of Canada, 136,100; Ontario Realty Corporation, 61,296,500.

Total Other Payments ..... 539,059,262

**Recoveries from Other Ministries and Agencies (\$23,586,006)**

Metro Toronto Housing Authority, 110,065; Ministries: Agriculture, Food and Rural Affairs, 696,589; Attorney General, 1,693,533; Cabinet Office, 122,167; Citizenship, Culture and Recreation, 402,162; Community and Social Services, 1,734,525; Consumer and Commercial Relations, 843,263; Economic Development and Trade, 162,549; Education and Training, 191,256; Environment and Energy, 323,355; Finance, 2,362,625; Health, 9,292,136; Labour, 574,258; Legislative Assembly, 52,676; Management Board Secretariat, 1,589,010; Municipal Affairs and Housing, 404,890; Ontario Native Affairs Secretariat, 59,205; Natural Resources, 72,541; Solicitor General and Correctional Services, 1,626,942; Transportation, 301,226; Office Responsible for Women's Issues, 80,305; Ontario Clean Water Agency, 51,388; Ontario Realty Corporation, 178,081; Treasury Programs, 507,252; Accounts under \$50,000—154,007.

**Statutory (\$44,152)****Minister's Salary (\$32,997)**

Hon. David Johnson ..... April 1, 1996 to March 31, 1997 ..... 32,997

**Parliamentary Assistant's Salary (\$11,155)**

Bob Wood ..... April 1, 1996 to March 31, 1997 ..... 11,155

**Summary of Expenditure****Voted**

Salaries and Wages .....	89,870,913
Employee Benefits .....	111,520,561
Travelling Expenses .....	442,824
Other Payments .....	539,059,262

740,893,560

Less: Recoveries from Other Ministries and Agencies ..... 23,586,006

717,307,554

Statutory ..... 44,152

Total Expenditure, Management Board Secretariat ..... **\$717,351,706**





## MINISTRY OF MUNICIPAL AFFAIRS AND HOUSING

Hon. Alan Leach, Minister

## DETAILS OF EXPENDITURE

## Voted

## Salaries and Wages (\$73,911,694)

Temporary Help Services (\$784,439):

Management Board Secretariat, 437,280; Accounts under \$50,000—347,159.

Payments to Other Ministries (\$526,506):

Accounts Under \$50,000—526,506.

## Employee Benefits (\$13,285,119)

Payments for: Canada Pension Plan, 1,359,525; Dental Plan, 926,661; Employer Health Tax, 1,392,321; Group Life Insurance, 161,986; Long Term Income Protection, 960,012; Ontario Public Service Employees' Union Pension Fund/Public Service Pension Fund, 1,180,624; Supplementary Health and Hospital Plan, 1,055,718; Unemployment Insurance, 2,268,856; Accounts under \$50,000—17,284.

Other Benefits: Attendance Gratuities, 57,632; Death Benefits, 6,051; Maternity/Parental/Adoption Leave Allowances, 489,295; Severance Pay, 3,351,343; Miscellaneous Benefits, 14,810.

Workers' Compensation Board, 50,579.

Payments to Other Ministries (\$7,578):

Accounts under \$50,000—(7,578).

## Travelling Expenses (\$2,157,077)

Hon. A. Leach, 1,441; S. Gilchrist, 44; E. Hardeman, 5,626; D. Shea, 1,204; D. Burns, 5,010; W. Anderson-Butcher, 23,708; C. Ballanger-Michaud, 16,977; L. Buckham, 13,080; S. Charlebois, 10,656; H. Cooper, 11,055; A. Cox, 19,620; B. Donaldson, 17,808; A.J. Durbacz, 24,580; S. Fish, 36,845; R. Foster, 15,051; J. Gagnon-Gravelle, 23,413; J.L. Girouard, 10,828; J. Hagglund, 12,677; G.A. Harron, 32,943; S. Humphrey, 10,370; N.M. Katary, 22,408; B.W. Krushelnicki, 13,319; G.H. Lichty, 11,859; D.K. Martin, 10,548; H. Martin, 14,798; C.M. Millar, 14,162; J.R. Mills, 14,103; J.L. O'Brien, 12,154; G.C. Raptopulos, 10,829; M.A. Rosenberg, 10,753; A.D. Sandeman, 15,654; S. Shapiro, 10,130; I. Smith, 16,464; N. Smith, 21,771; B.J. Sutherland, 13,612; W.R.F. Watty, 17,909; J.A. Wheler, 14,545; A. Wright, 16,733; T. Yao, 16,665; R.C. Yurkoski, 21,792; Accounts under \$10,000—1,563,933.

## Other Payments (\$2,681,721,568)

Materials, Supplies, etc. (\$22,941,255):

Accountemps, 114,068; Asset Computer Personnel Ltd., 119,206; Attachmate Corp., 70,623; Boardwalk Personnel, 103,820; Brampton, City of, 169,000; Brook Laker Associates Ltd., 78,882; Canada News-Wire Ltd., 71,190; Canada Post Corporation, 197,729; Central Reproductions Ltd., 73,061; College Park Management Office, 850,274; Compugen Systems Ltd., 658,700; Danka Office Imaging Limited, 109,270; Davies Partners, 52,500; Day Advertisement Group Inc., 299,318; Doane Raymond Pannell, 218,200; Dun and Bradstreet International, 111,700; Ernst and Young, 62,235; Evans Caseload Inc., 155,255; GE Capital Canada Inc., 76,090; Gingko Group Ltd., 141,848; Glen Courtney, 68,506; Grand and Toy Co. Ltd., 154,569; Hamilton-Wentworth, Regional Municipality of, 54,037; Harris Adacom Inc., 73,381; Hexabyte Inc., 174,289; Howe and Company Inc., 155,198; Info Support Inc.,



## MINISTRY OF MUNICIPAL AFFAIRS AND HOUSING — Continued

166,172; Informatics Search Group, 57,204; ISM Information Systems, 1,238,735; J.B. Rolland Paper Ltd., 57,136; KPMG Consulting, 381,803; Management Board of Secretariat, 3,082,123; McCann Computer Systems Ltd., 65,630; Media Buying Services Ltd., 777,217; MFP Technology Services Ltd., 153,219; Michael S. Panning Computer Consulting, 87,477; Minden Gross Grafstein and Greenstein, 50,048; Ministry of: Attorney General, 3,973,777; Natural Resources, 60,176; Modular Telephone Interface Ltd., 242,390; Novell Inc., 206,047; Oracle Corp. Canada Inc., 503,211; Pitney-Bowes, 100,787; Praxis International Inc., 117,916; Purolator Courier Ltd., 128,370; Ralph Eades, 52,904; Save the Rouge Valley, 140,000; Savin Canada Inc., 115,177; SMH Computer Consultants, 101,162; Transworld Paper Limited, 102,561; University of Waterloo Co-op., 69,344; Weir and Foulds, 66,163; Accounts under \$50,000—6,511,557.

Less: Recoveries from Other Ministries (\$80,000):

Ministry of Natural Resources, 80,000.

Grants, Subsidies, etc. (\$2,658,780,313):

Transfer Payment Program A - Social Housing; and, Policy and Planning (\$1,360,678,168):

Abbeyfield Houses Society of Toronto, 137,947; Acli Etobicoke Community Homes Inc., 1,749,494; Action Logement, 168,384; Adam Oliver Housing Co-op., 463,968; Adjustment Into Society Inc., 356,819; Affordable Housing East Non-Profit Housing Corp., 241,074; Affordable Housing Now for Parry Sound, 232,288; Agnes Macphail Women's Co-op. Homes Inc., 715,675; Ahmadiyya Abode of Peace, 2,056,725; Ahneen Co-op. Homes, 633,424; Ajax Municipal Housing Corp., 1,986,198; Akwa Honsta Non-Profit Aboriginal, 430,503; Aldebrain Attendant Care Services of Toronto, 1,982,380; Aldersgate Homes Inc., 142,250; Alexandria Non-Profit Housing Corp., 257,591; Algoma Residential Co-op. Inc., 132,789; Alix J Sinkevitch Co-op. Homes, 203,878; All Nations Family Housing Corp., 764,599; All Saints Church Homes for Tomorrow Society, 643,246; Almise Co-op. Homes Inc., 1,453,431; Almonte Community Development Corp., 463,796; Alpha-Court Non-Profit Housing Corp., 608,853; Ambassador Huron Non-Profit Housing Corp., 524,114; Ambassador Place Watford Optimist Non-Profit Housing, 259,687; Amistad Housing Co-op. Inc., 127,960; Ancaster Village Non-Profit Homes, 568,427; Anchorage Homes Services and Initiative Inc., 139,721; Andes Heritage Housing Co-op., 422,709; Anduhyaun Inc., 503,736; Anglican Houses, 2,472,069; Angus Legion Gardens Senior Citizen Complex, 323,991; Anishnawbe Lodging Society, 1,531,493; Ann Newman Housing Co-op. Inc., 145,573; Anselma House, 171,403; Aots Community Homes Inc., 309,666; Appanea Wynds Non-Profit Housing, 252,251; Arbour Village Co-op. Homes Inc., 549,734; Angyle Manor Corp., 187,827; Artaban Non-Profit Homes Inc., 236,736; Artisan Co-op. Homes Inc., 343,812; Artscape Non-Profit Homes Inc., 154,532; Ascot Co-op. Homes, 1,160,533; Asher Christian Seniors Inc., 326,118; Ashwood Co-op. Homes Inc., 161,404; Associated Non-Profit Housing Corp., 325,000; Atahualpa Co-op. Homes, 1,720,143; Athens Villa Non-Profit Housing Corp. of Toronto, 475,968; Atikokan Crisis Centre New Horizons/Second Stage Housing, 150,028; Atikokan Municipal Non-Profit Housing Corp., 164,405; Avenel Non-Profit Housing Corp., 1,469,140; Avon Housing, Board of, Co-op., 230,385;

B'Nai Brith Canada Family Housing Program (Torresdale) Inc., 765,364; B'Nai Brith Canada Senior Citizens Residential Program, 1,567,946; Balfour Co-op. Homes, 369,518; Banbury Cross Housing Co-op. 220,014; Bancroft Bible Chapel Non-Profit Housing, 174,462; Bank of Nova Scotia, 2,036,444; Barbertown Co-op. Homes Inc., 1,901,732; Barrhaven Non-Profit Housing Inc., 443,420; Barrie Municipal Non-Profit Housing, 6,552,821; Barrie and District Association for People with Special Needs, 234,017; Barsa Kelly/Carican Co-op. Homes, 1,170,357; Bastard and South Burgess Non-Profit Housing Corp., 133,734; Bayanihan Non-Profit Co-op., 1,139,531; Bazaar Non-Profit Housing Corp., 556,160; Beechwood Co-op. Homes Inc., 559,129; Beek Lindsay Seniors Residences Cornwall Inc., 322,055; Beendigan Inc., 331,518; Bellamy Housing Co-op. Inc., 563,743; Belle River Co-op. Homes Inc., 204,671; Belleville Emmanuel Residences for Senior Citizens Corp., 226,627; Belleville Non-Profit Housing Corp., 1,061,874; Bello Horizontal Non-Profit Homes Corp., 636,545; Belwoods Centres for Community Living, 186,585; Berkeley Street Housing Co-op. Inc., 3,842,513; Bethany Christian Residences of London, 318,440; Bethany Co-op. Homes Inc., 625,157; Bethel Seniors Apt Sarnia Inc., 170,980; Bethlehem Housing Project of Niagara, 317,258; Bethune Housing Co-op. Inc., 197,821; Beth-Zuriel Non-Profit Housing Corp., 620,388; Better Canada Homes Non-Profit Corp., 241,702; Better Living Residential Co-op., 373,436; Birch Glen Co-op. Homes Inc., 1,089,915; Birmingham Homes Co-op. Inc., 385,254; Birtch Place Co-op. Homes Inc., 298,932; Blind River, Town of, Non-Profit, 181,391; Blue Danube Housing Development



## MINISTRY OF MUNICIPAL AFFAIRS AND HOUSING — Continued

(Ontario )Inc., 1,454,034; Bogart Creek Co-op., 325,620; Bonar Parkdale Place, 850,455; Bonaventure Place Housing Co-op., 382,651; Border Towne Co-op. Homes Inc., 430,358; Borelia Co-op. Homes Inc., 249,768; Bowmanville Valley Co-op. Homes Inc., 475,822; Bracebridge Municipal Non-Profit Housing Corp., 406,502; Branch 393 Royal Canadian Legion Senior Citizens Complex, 207,705; Branch 414 Legion Village Non-Profit Housing Corp., 271,763; Brant Community Place Corp., 540,206; Brantford Municipal Non-Profit Housing Corp., 190,010; Brantford YM-YWCA Non-Profit Homes Association, 589,539; Brantwood Residential Development Centre, 154,341; Briar Rose Co-op. Homes Inc., 283,392; Bridge End Housing Co-op. Inc., 288,389; Brimell Court Co-op. 408,501; Bristol Road Labourers Local 183, 1,996,772; Britannia Glen Co-op. Homes, 2,257,665; Broadview Housing Co-op. Inc., 157,332; Brock Non-Profit Housing Corp., 148,458; Brockville Municipal Non-Profit Housing Corp., 331,061; Brockville Supportive Non Profit Housing, 158,222; Brookbanks Non-Profit Homes Inc., 722,706; Brookside Village Co-op. Homes Inc., 673,274; Bruce County Non-Profit Housing Corp., 469,133;

C A W Community Homes (Peel-Halton) Inc., 890,026; C R C Self Help Inc., 1,341,160; Calvary House (Markham) Corp., 958,716; Calvary Seniors Non-Profit Housing Corp., 306,098; Cambellford Non-Profit Housing Inc., 338,130; Cambridge Kiwanis Village Non-Profit Housing Corp., 2,128,511; Cambridge Non-Profit Housing Corp., 2,745,367; Canada Life Mortgage Services, 243,966; Canadian Martyrs Seniors Residence, 459,220; Canadian Mental Health Association, 1,759,144; Canrise Non-Profit Housing, 1,434,863; Cara Community Corp., 669,894; Cardinus Housing Co-op., 621,600; Carpenter Housing Co-op. Inc., 599,820; Carpenters Local 27 Housing Co-op. Inc., 1,358,337; Cartier Square Housing Corp. Inc., 638,360; Casa Abruzzo Benevolent Corp., 1,205,316; Casa Bella Senior Citizen Apartment Inc., 348,562; Castle Arms Non-Profit Apartment Corp., 898,152; Cencourse Project Inc., 350,232; Central Gospel Community Homes Inc., 522,110; Central King Seniors Residence, 953,541; Centre D'Habitation De Chelmsford, 355,333; Centre Green Co-op. Homes, 239,819; Centretown Citizens Ottawa Corp., 5,359,927; Centreville 'I' Non-Profit Housing Corp., 638,284; Changemakers Co-op. Homes (Kitchener) Inc., 768,369; Charles Darrow Housing Co-op., 1,105,521; Chartwell Baptist Community Homes, 671,460; Chatham Hope Non-Profit Housing Inc., 1,200,407; Chegoggin Co-op. Homes Inc., 1,336,550; Chelsea Oaks, 694,193; Cheshire Homes of London Inc., 166,497; Chinese Evergreen Non-Profit Homes (Metro Toronto) Corp., 1,142,537; Chord Housing Co-op. Inc., 1,867,462; Christian Horizons, 124,979; Church Lombard Housing Co-op., 1,590,016; Church of the Atonement (Alderwood) Senior Citizens Project, 169,592; Church of the Master Homes Corp., 702,103; City Park Co-op. Apartments Inc., 2,927,070; Clairvue Housing Co-op. Inc., 204,847; Clarion Co-op. Homes Inc., 669,804; Clayton Seniors Housing Corp., 234,472; Clintwood Non-Profit Housing Co-op. Inc., 522,844; Cobourg Non-Profit Housing Corp., 442,345; Cochrane Housing Support Services Inc., 197,181; Colborne Community Services, 149,923; Coldwater Seniors Apartment Inc., 151,848; College Green Co-op. Homes Inc., 777,261; Collingwood Municipal Non-Profit Housing, 331,854; Columbus Club of Sault Ste. Marie Housing Corp., 638,204; Columbus Estates of Chatham Inc., 1,042,853; Columbus Non-Profit Housing of Strathroy, 143,699; Columbus Place for Seniors of Fort Frances Inc., 208,516; Commission de Logment de Vanier, 265,795; Commonwealth Co-op. Homes, 501,424; Community Living Alternatives, 125,535; Community Living Association for South Simcoe, 169,666; Community Living Huronia, 235,179; Community Services of Hasting Lennox and Addington, 352,061; Community Works Non-Profit Housing, 1,390,688; Congress of Black Women (Mississauga) Non-Profit Housing Corp., 184,248; Conservation Co-op. Homes Inc., 645,852; Consideration Co-op. Homes Inc., 851,219; Constance Hamilton Housing Co-op., 136,991; Contact Housing Co-op. Inc., 189,367; Co-op. D'Habitation Antigonish Inc., 275,160; Co-op. D'Habitation Beuparlant Inc., 709,488; Co-op. D'Habitation Côté Est, 663,009; Co-op. D'Habitation Desloges Inc., 698,031; Co-op. D'Habitation La Chaumiere Inc., 151,156; Co-op. D'Habitation St. Georges Housing Co-op., 604,176; Co-op. D'Habitation Viosins Inc., 548,737; Co-op. Homes of Prosperity and Equality, 374,265; Copernicus Lodge and CMHC, 173,223; Coral Non-Profit Homes (Barrie) Inc., 986,991; Corktown Co-op. Homes Inc., 442,635; Cornerstone Community Association, 416,892; Cornwall Municipal Non-Profit Housing Corp., 1,331,907; Costi-Iias Immigrant Services, 140,000; Country Spirit Co-op. Homes Inc., 504,711; County of Frontenac Non-Profit Residential Corp., 297,678; Courtland Mews Co-op. Homes Inc., 1,600,813; Credit River Non-Profit Housing Corp., 673,633; Croatian Housing Association of Sault Ste. Marie, 302,411; Crystal Beach Co-op. Homes Inc., 509,676; Cumberland Housing Corp. Porte Charlemagne Gate, 408,307; Cypriot Homes of the Kitchener-Waterloo Area, 987,675; Dalhousie Non-Profit Housing Co-op. 168,196; Dan Benedict Housing Co-op., 1,774,681; Davis Drive Non-Profit Homes Corp., 779,126; Daystar



## MINISTRY OF MUNICIPAL AFFAIRS AND HOUSING — Continued

Community Homes, 328,733; Deep Quong Non-Profit Homes Inc., 720,153; Delta Place Co-op. Homes of London Inc., 374,150; Demetrius Residence, 235,189; Dereham Forge Housing Co-op. Inc., 122,821; Deseronto Non-Profit Housing Corp., 203,953; Dobbin Housing Co-op. Inc., 349,594; Don Quixote Co-op. Homes Inc., 609,663; Dorothy Klein Seniors Housing, 1,251,991; Dove Co-op. Homes Inc., 193,238; Drouillard Place Non-Profit Housing Inc., 434,794; Dryden Municipal Non-Profit Housing Corp., 557,893; Dufferin Association for Community Living, 122,123; Duncan Mill Labourers' Local 183 Co-op. Homes Inc., 2,189,689; Dundas Valley Non-Profit Housing Corp., 286,725; Dunnville Non-Profit Housing Corp., 527,785; Durham Christian Homes, 557,457; Durham Region Non-Profit Housing Corp., 7,660,008; Eagleson Co-op. Homes, 318,610; Ebony Group Community Homes of Hamilton, 667,631; Ecuhome Corp., 1,543,111; Edenwood Seniors Village Inc., 726,695; Efbce Non-Profit Housing Corp., 764,390; Eileen Tallman Co-op. Homes of Ottawa a-Carleton Inc., 125,019; Elizabeth Fry Society of Kingston, 304,475; Elizabeth Overend Non-Profit Housing Orillia Inc., 433,840; Elkview Gardens, 537,955; Ellwood House Inc., 141,918; Elmview Estates Housing Co-op. Inc., 405,869; Emily Murphy Non-Profit Housing Corp., 469,280; Emily Murphy Second Stage Residences, 194,446; Emmanuel Lutheran Manor Victoria Village, 475,083; Erin Court Co-op. Homes Inc., 2,212,457; Ernescliffe Non-Profit Housing Co-op. Inc., 1,048,984; Espanola Non-Profit Housing Corp., 220,997; Estonian Relief Committee Non-Profit Residence, 572,827; Evangel Hall Non-Profit Housing Corp., 545,365; Exandrea Meadows Housing Co-op., 156,101;

Faethorne Place Housing Co-op. Inc., 423,512; Faith Lutheran Social Services, 350,411; Faith Non-Profit Housing Corp., 200,534; Family Action Network Housing Corp. (NY), 1,013,352; FCCP Non-Profit Housing Corp., 663,677; Fenelon Area Independent Living Association, 202,533; Fengage Real Estate Ltd. LIUNA Hamilton Association, 4,950,222; Festival City Co-op. Homes Inc., 355,613; Fiddleville(Shelburne) Non-Profit Housing Corp., 333,207; Fife Road Co-op. Homes Inc., 822,789; Fifty Plus Housing Co-op., 166,454; First Erdelyi Non-Profit Housing, 1,034,721; First Place Hamilton Housing Corp., 838,154; First Step Non-Profit Homes of Toronto, 1,598,228; Five Arches Non-Profit Housing Corp., 183,887; Fletchers' Creek Co-op. Homes, 780,406; Forest City Non-Profit Homes Inc., 165,266; Forest Quarter Family Residence Inc., 490,637; Forestwood Co-op. Homes Inc., 442,425; Fort Erie Municipal Non-Profit Housing Corp., 701,976; Fort William Legion, 234,206; Forty-Third Housing Co-op., 378,540; Forum Italia Non-Profit Housing Corp., 1,619,785; Foyer des Aines Francophones de Timmins Inc., 277,026; Foyer Richelieu, 124,876; Frank Long Co-op. Homes Inc., 265,880; Fred Victor Mission, 728,718; Freelon Lions Villa, 242,547; Friends (Community for those with Physical Disabilities), 211,002; Friendship Place D'Amitie Residence (Rayside Balfour), 256,184; Friuli Benevolent Corp., 919,968;

GT Senior Apartment of Arnprior Inc., 133,752; Gananoque Family Housing Inc., 249,724; Garafraxa Non-Profit Homes Inc., 207,300; Gardenvue Co-op. Homes Inc., 798,872; Gateway Community Homes (Durham) Inc., 3,049,285; Genesis (London) Housing Co-op. Inc., 558,155; Geraldton Municipal Non-Profit, 255,198; German-Canadian Housing of Newmarket Inc., 1,382,362; Gilzean's Creek Housing Co-op. Inc., 209,282; Glen Davis Equities Ltd., 812,004; Glen Gardens Housing Co-op. Inc., 599,825; Glen Haddrell Housing Co-op. Inc., 681,403; Glen Oaks Co-op. Homes Inc., 1,275,747; Glen Park Co-op. Homes, 646,888; Gloucester Non-Profit Housing Co-op., 2,306,614; Golden Town Residential Community Inc., 588,495; Goldlist Property Management, 153,501; Good News Community Homes, 386,496; Good Shepherd Non-Profit Homes Inc., 1,429,890; Gore Bay Non-Profit Housing Corp., 205,211; Grace Communities Corp., 1,841,844; Grace Hartman Housing Corp., 953,712; Grachanica Non-Profit Housing Corp., 340,761; Gran Columbia Hiscan (Toronto) Non-Profit Housing Corp., 844,830; Grand River Non-Profit Housing Corp., 216,036; Gravenhurst Non-Profit Housing Corp., 319,665; Greek Church (Hellenic Village), 526,371; Greenvale Co-op. Homes Inc., 592,802; Guelph Line Seniors Non-Profit Residential Corp., 325,497; Guelph Non-Profit Housing Corp., 4,745,354; Guelph Wellington Women In Crisis, 295,930; Guhbawin Co-op. Housing Inc., 342,514;

Habayit Shelanu Senior Residence Corp., 720,324; Habitat Boreal Inc., 409,592; Halam Park Housing Co-op. Inc., 700,162; Haldiman, Town of, Non-Profit Housing Corp., 169,701; Haldimand Co-op. Housing Corp., 348,336; Haliburton Community Housing Corp., 380,355; Halton Adolescent Support Services, 185,718; Halton Development and Non-Profit Housing Accomadation Corp., 6,514,187; Hamilton, City of, Municipal Non-Profit Housing Corp., 4,791,108; Hamilton Baptist Non-Profit Homes Corp., 1,379,106; Hamilton East Kiwanis Non-

## MINISTRY OF MUNICIPAL AFFAIRS AND HOUSING — Continued

- Profit Homes Inc., 4,828,761; Hamilton Portuguese Community Homes Inc., 910,093; Handicapped Action Group Inc., 283,847; Harbour Channel Housing Co-op., 839,052; Harmony Co-op. Homes Inc., 901,811; Harmony Hollow Homes Co-op. Inc., 672,575; Harmony Non-Profit Housing Corp. of Western Ontario, 800,054; Harmony-King Co-op. Homes Inc., 614,035; Harry Sherman Crowe Housing Co-op., 1,891,628; Hawkesbury Non-Profit Housing Corp., 882,543; Hazeldean Housing Co-op., 553,812; Hearst, Town of, Non-Profit Housing Corp., 521,583; Hearst Kap and Srf Counselling Serv/2, 159,125; Heathercross Charitable Foundation, 264,782; Heimathof Retirement Home Inc., 213,796; Hellenic Community of K-W and Suburbs Housing Inc., 263,974; Hellenic Home for the Aged Inc., 1,436,490; Heritage Community Housing Corp., 1,121,628; Hesperus Fellowship Community of Ontario, 252,526; Hiatus House, 242,153; Hickory Tree Road Co-op. Homes Inc., 787,560; High Ridge Non-Profit Housing Corp., 594,716; Highland Homes Co-op. Inc., 363,276; Hilliard Park Non-Profit Homes Inc., 489,069; Holcro Non-Profit Housing Corp., 940,104; Holy Cross Villa, 216,616; Holy Name Community Non-Profit Housing Corp., 339,388; Holy Protection Millennium Home, 269,558; Holy Trinity Non-Profit Residences York, 1,243,259; Home Wood Co-op. Homes Inc., 200,000; Homeland Non-Profit Housing Inc., 137,175; Homes First Society, 2,982,895; Homeward Family Shelter, 303,676; Hope Seniors Centre-Danforth, 511,221; Hopevilla Non-Profit Residences of North York, 432,647; Horizon Co-op. Homes Inc., 475,049; Hospital Workers Housing Co-op. Inc., 753,550; Hostel Services (Durham Region) Inc., 245,076; Hotinohsioni Inc., 191,466; House of Friendship of Kitchener, 495,099; Houselink Community Homes, 1,959,914; Houses Opening Today Toronto Inc., 510,679; Housing Help Centre for Hamilton-Burlington, 138,037; Housing Help/Aide Logement, 137,557; Housing Our People Economically (Hope/Hamilton) Inc., 479,955; Hugh Garner Housing Co-op. Inc., 274,594; Humbervale Christian Outreach Foundation, 1,199,004; Huntsville Legion Seniors Manor, 196,245; Huntsville Municipal Non-Profit Housing Corp., 276,946; Huron Sands Non-Profit Homes Inc., 126,620;
- IOOF Senior Citizen Homes Inc., 533,434; ITCA Community Involvement Inc., 476,081; Ibercan Homes Non-Profit Corp., 1,152,306; Immaculate Conception Senior Citizen Residence, 237,824; Independence Plus Housing Corp., 246,636; Indo Canadian Non-Profit Housing Corp. of Peel, 618,552; Ingamo Family Homes, 206,438; Innstead Co-op. Inc., 127,955; Integrative Housing, 174,831; Interchurch Community Development Corp., 393,698; Interface Homes (St Lukes) Corp., 270,691; Interfaith Homes Corp., 4,083,453; Interim Place, 289,488; International Ladies Garment Workers Union Housing Co-op., 1,548,503; International Relief Agency Inc., 754,029; Iroquois Falls Senior Apartment, 132,691; Isles of Innisfree Non-Profit Homes Inc., 493,102; Italian Benevolent Seniors Apartment Corp., 1,604,547; Italian Housing Corp. of Sault Ste Marie, 406,527;
- Ja'Fari Islamic Housing Corp., 1,449,704; Jack Goodlad Senior Citizens Residence Corp., 1,421,881; Jarvis George Housing Co-op. Inc., 1,463,408; Javelin Co-op. Homes Inc., 371,943; Jaycees Brantford Non-Profit Homes Corp., 243,986; Jenny Green Co-op. Homes Inc., 641,172; Jessie's Housing, 441,460; John Fitzpatrick Steelworkers Housing Co-op. Inc., 2,330,358; John Moynahan Co-op. Homes Inc., 347,261; Jubilee Gardens Non-Profit Housing Corp., 1,584,210;
- K-W Habilitation Services, 211,589; Ka Wah Community Housing Windsor, 367,864; Kairos Non-Profit Housing of Peterborough, 128,323; Kakabeka Legion, 120,177; Kaleidoscope Co-op. Homes Inc., 571,013; Kanata Baptist Church Place Inc., 780,251; Kanata Co-op. Homes Inc., 523,094; Kancro Non-Profit Homes Corp., 1,789,095; Kashadaying Residence Inc., 145,095; Kawartha Participation Projects Tower Hill Village, 996,352; Kay Bee Seniors, 184,817; Keewatin Non-Profit Housing Corp., 122,077; Keith Whitney Homes Society, 1,538,590; Kenneth Crescent Non-Profit Homes Inc., 420,908; Kenogamisis Non-Profit Housing Corp., 132,821; Kenora Municipal Non-Profit Housing Corp., 1,093,439; Kent Park Community Homes Simcoe, 607,335; Kingston Co-op. Homes Inc., 209,316; Kingston Friendship Homes, 195,716; Kingston Homebase Non-Profit, 353,429; Kingston Municipal Housing Non-Profit Organization, 1,594,525; Kingsway Lambton Homes for Seniors Inc., 1,171,649; Kinsmen Court Home for Men and Women, 166,509; Kinsmen Non-Profit Housing Corp. (Richmond Hill), 1,272,218; Kinwell Place Non-Profit Housing Corp., 240,288; Kirkland Lake Non-Profit Housing Corp., 763,644; Kitchener, City of, 5,514,390; Kitchener Alliance Community Homes, 1,645,750; Kitchener Housing Inc., 923,034; Kitchener Waterloo YWCA, 438,534; Kiwanis Club of Scott's Plains (Peterborough) Housing Inc., 234,361; Knights Village Non-Profit Homes Inc., 2,126,828; LCSC/WCLSS-1, 528,333; LIUNA (Hamilton) Association, 165,230; LIUNA Local 527 Non-Profit Housing Corp., 1,251,796; LIUNA Local 1036 Non-Profit



## MINISTRY OF MUNICIPAL AFFAIRS AND HOUSING — Continued

Housing Corp., 346,283; Labour Community Service Centre of Windsor and Essex County Inc., 359,880; Labourers' Local 506 Jane/Weston Housing Co-op. Inc., 582,998; Labourview Co-op. Homes Inc., 252,857; Lakehead Christian Senior Citizen Apartment Inc., 248,351; Lakeshore Gardens Co-op. Homes Inc., 1,441,768; Lakeshore Village Artists' Co-op. Inc., 1,556,346; Lambert Swale Non-Profit Homes Inc., 1,465,596; Lancaster and District Non-Profit Housing Inc., 136,399; Landsberg/Lewis Housing Co-op., 2,056,404; Lao Village Housing Co-op., 729,173; Las Americas Co-op. Homes, 1,017,693; Las Flores Non-Profit Housing Corp., 1,638,279; Latin-American Non-Profit, 493,002; Lavender Lane Co-op. Homes, 643,406; Leeds Grenville Phased Housing Davison Ave, 131,499; Legion Senior Housing Inc Kingsville, 288,250; Legion Villa Br. 105, 130,836; Legion Village-96 Seniors Residence, 350,833; Leta Brownscombe Co-op. Homes Inc., 542,538; Liberty Housing Co-op., 358,824; Life Centre Non-Profit Housing Corp., 1,350,440; Lift Non-Profit Housing of London, 332,308; Light House Non-Profit Homes, 237,276; Lindsay Non-Profit Housing Corp., 901,551; Lions Douglas Heights Seniors Residence, 319,808; Lions' Club of Sault Ste. Marie Housing Corp., 274,412; Little Current Place Non-Profit Housing and Elderly Citizens Centre Corp., 160,753; Little Falls Co-op. Homes, 243,440; Local 550A UFCW Residences Inc., 456,835; Local 1005 Community Homes Inc., 760,809; Logement A But Non-Lucratif dela Corp. D'Alfred, 352,911; Logement La Nativite (Cornwall) Inc., 341,282; Lois Miller Co-op. Housing, 370,197; Lom Nava Housing Co-op. Inc., 651,060; London Non-Profit Multicultural Residences, 341,538; London Polonia Towers Inc., 967,405; London Second Stage Housing Corp., 299,220; London Town Co-op. Homes Inc., 473,011; Long Point Area Non-Profit Housing Corp., 258,391; Los Andes of Hamilton Co-op. Inc., 629,259; Loughborough Housing Corp., 193,062; Loyola Arrupe Corp., 2,799,082; Lusitania Villas of Cambridge Inc., 601,594; Lutheran Community Housing Corp., 873,619; Lutheran Homes Niagara, 421,210; Lutheran Independent Living (London), 183,040; Lutheran Social Services (Owen Sound) Inc., 774,701;

Machell's Corners Housing Co-op., 703,435; Machin Municipal Non-Profit Housing Corp., 272,860; Mactier and District Community Housing, 177,237; Madison Avenue Residences for Psychiatric Patients, 123,358; Main Stream, 163,336; Maison Fraternite (Cantin St), 161,348; Maisons Co-op. Des Pins Gris Inc., 343,640; Maisons Co-op. St. Jacques Inc., 420,985; Maisons Co-op. Val Caron Inc., 211,578; Manitoulin Non-Profit Homes Inc., 144,395; Manitouwadge Municipal Non-Profit Housing Corp., 759,397; Maple Glen Housing Co-op. Inc., 234,144; Maple Heights Non-Profit Housing Corp., 122,394; Maple Leaf Drive Seniors Non-Profit Residential Corp., 1,559,064; Marathon Municipal Non-Profit Housing, 714,103; Marconi Non-Profit Housing Corp., 950,270; Margaret Laurence Housing Co-op. Inc., 1,291,645; Maria Fernanda Non-Profit Housing of Ontario, 873,529; Marigold Co-op. Homes Inc., 831,501; Mariner's Co-op. Homes (Leamington) Inc., 251,043; Mario De Giovanni Co-op., 1,051,796; Mariposa Co-op. Homes Inc., 348,930; Marmora and District Housing Commission, 140,976; Marwick Property Management, 2,052,003; Mary Centre of the Archdiocese of Toronto, 191,296; Marycrest at Inglewood (Peterborough) Seniors Residence, 532,282; Masaryktown Non-Profit Residences Inc., 1,675,414; Massey Centre for Women, 266,980; Matrix Affordable Home for the Disadvantaged, 1,074,427; Matthew Co-op. Housing Inc., 654,953; Maurice Coulter Housing Co-op., 952,609; Max Saltsman Co-op. Homes Inc., 1,021,664; Mayfield Co-op. Homes Inc., 2,050,000; MCGivney Community Homes Inc., 462,072; McMaster Community Home Corp., 1,483,925; Meadowdale Community Housing Co-op., 307,569; Meadowgreen Co-op. Homes Inc., 764,102; Mel Swart Co-op. Homes Inc., 199,122; Men's Support Services of York Region, 192,844; Meridian Co-op. Home Inc., 781,504; Metropolitan Toronto Association for Community Living, 871,405; Metropolitan Toronto Housing Co. Ltd., 36,815,342; Metta Housing Co-op. Inc., 1,161,992; Micah Homes Non-Profit Housing Corp., 1,136,489; Michipicoten Non-Profit Housing Corp., 314,691; Mimico Co-op. Homes, 1,111,544; Mocreebec Non-Profit Housing Association, 178,791; Momiji Seniors Residence, 854,918; Monmouth Township Non-Profit Housing Corp., 581,616; Moonstone Co-op. Homes Inc., 1,048,696; Moosonee Non-Profit Housing Corp., 1,351,152; Moshav Noam Non-Profit Co-op. Housing Corp., 1,003,605; Mount Forest Non-Profit Housing Corp., 178,953; Mount Lakeview Non-Profit Housing Corp., 1,027,690; Muki Baum Association, 146,647; Muslim Non-Profit Housing Corp., 535,470; Mutually Assisting Residential Community, 244,950; Myrmex Non-Profit Homes Inc., 708,777;

Nainstay Non-Profit Buildings Inc., 304,972; Nakiska Co-op. Homes Inc., 1,179,750; National Capital Region Vietnamese-Canadian Non-Profit Housing Corp., 538,764; National Council of Jewish Woman of Canada, 428,471; Needlewood Glen Housing Co-op. Inc., 772,979; Nelson Co-op. Homes Inc., 1,011,196; Nepean Housing Corp., 2,723,184; New Beginnings Housing Project of Chatham, 380,111; New Generation Co-op.



## MINISTRY OF MUNICIPAL AFFAIRS AND HOUSING — Continued

Homes, 221,071; New Hope Housing Community Centre, 228,227; New Hope Non-Profit Dwellings Inc., 973,456; New Leaf Living and Learning Together Inc., 632,680; New Liskeard Non-Profit Housing Corp., 261,323; Newcomer Housing Co-op. Inc., 1,490,482; Niagara Falls, City of, Non-Profit Housing Corp., 799,341; Niagara Falls YWCA Non-Profit Housing Corp., 355,070; Niagara in a Grafton Gage Homes, 539,734; Niagara Neighbourhood Housing Co-op. Inc., 394,705; Nightingale Co-op. Homes Inc., 183,348; Nisbet Lodge-Mcclintock Manor, 757,391; Nishnawbe Homes Inc., 275,524; Niska Non-Profit Homes Inc., 167,350; North Bay Community Housing Initiatives, 505,151; North Bay Municipal Non-Profit Housing Corp., 1,219,579; North Bay and District Labour Council Co-op. Housing Initiative, 137,186; North Frontenac Non-Profit Housing Corp., 142,147; North Hastings Non-Profit Housing Corp., 577,730; Northminster Residences of Toronto, 1,468,830; Northtown Co-op. Homes Inc., 435,125; Northumberland Supportive Non-Profit Housing Corp., 244,311; Northview Meadow Co-op. Home, 1,946,480; Northwood Park Co-op. Homes Inc., 515,333; Nottawasaga Co-op. Homes Inc., 473,064;

Oaklands Housing Co-op., 606,340; Oakwil Non-Profit Homes Corp., 183,039; Ociso Non-Profit Housing Corp., 696,437; Odell-Jalna Residences of London, 1,273,187; Odessa Non-Profit Housing Corp., 273,688; Ohr Somayach Residential Centre Inc., 1,363,864; Ohsto: Seri Urban Aboriginal Homes Inc., 338,261; Ontario Housing Corp., 2,000,038; Ontario March of Dimes Non-Profit Housing Corp., 800,029; Open Door Concepts Welland Inc. Canal View Homes, 509,303; Opeongo Non-Profit Community Residential Development Inc., 348,096; Operating Engineers Local 793 Non-Profit Inc., 2,008,886; Operation Springboard, 408,790; Orange Properties Ltd., 263,635; Orchard Grove Housing Co-op. Inc., 1,901,361; Orillia, City of, Non-Profit Housing Corp., 688,347; Orillia Association for the Handicapped, 144,472; Orillia Christian Fellowship Non-Profit Housing Corp., 1,656,503; Orillia Community Non-Profit Housing Corp., 726,197; Orion Co-op. Housing Corp., 213,742; Osgoode, Township of, Non-Profit Housing Corp., 148,664; Oshawa Branch #43 Legion Senior Citizens Manor Inc., 238,104; Oshawa YWCA, 482,454; Oshawa and District Association for Community Living, 266,629; Ottawa, City of, Non-Profit Housing Corp., 21,882,050; Ottawa Vietnamese Non-Profit Residence Corp., 417,514; Ottawaska Housing Corp., 308,645; Otter Creek Co-op. Homes Inc., 698,520; Our Lady of Smolensk Russian Orthodox Retirement Centre, 325,561; Our Lady of Victory Senior Citizens Residence Inc., 1,043,026; Our Saviour Thistletown Lutheran Lodge, 630,090; Owen Sound Branch 6 Legion Non-Profit Housing Corp., 132,087; Owen Sound Municipal Non-Profit Housing Corp. Bayfield Landing, 1,276,524; Ozanam Non-Profit Housing, 179,239;

PAM Gardens Non-Profit Housing Inc., 937,246; Pablo Neruda Non-Profit Housing Corp., 1,110,062; Paderewski Society Home Niagara, 355,396; Palace Place Co-op. Homes Inc., 498,874; Palisades Housing Co-op. Inc., 730,605; Park Street United Church (Chatham) Non-Profit Housing, 172,515; Parkview Heights Co-op. Homes of Woodstock Inc., 521,502; Parkview Village Retirement Community Association of York, 211,795; Parkwood Manor, 200,292; Parry Sound Municipal Non-Profit Housing Corp., 209,433; Participation House Toronto Parent Association, 536,699; Pathway Non-Profit Housing Corp., 3,752,535; Pavia Place Co-op. Homes Inc., 173,712; Pawating Co-op. Homes Inc., 344,600; Paz Co-op. Homes Inc., 676,311; Peace Ranch Inc., 255,021; Peel Multicultural Council Housing Project Inc., 1,412,652; Peel Non-Profit Housing Corp., 27,818,219; Peggy and Andrew Brewin Housing Co-op., 1,154,226; People's Choice Co-op. Homes, 723,537; Performing Arts Lodges of Canada, 2,482,264; Phoenix Rising Non-Profit Housing Inc., 244,224; Phoenix Stage 2 Housing of Huron County, 231,671; Physically Handicapped Adults' Rehabilitation Association, 882,529; Picton Seniors Non-Profit Housing, 185,357; Pillette Green Housing Corp., 120,669; Pinafore Station Co-op. Homes, 283,540; Pinecroft Co-op. Homes Inc., 599,152; Pinefield Non-Profit Homes of Ontario, 760,263; Pl Bonne Entente-Aines-Chelmsford, 185,023; Place Saint-Laurent, 469,257; Port Burwell Family Residences, 215,751; Port Colborne Co-op. Homes, 418,868; Port Elgin Rotary Non-Profit Accommodations, 210,382; Port Hope Non-Profit Housing Corp., 987,841; Porto Village Non-Profit Housing Inc., 270,280; Priory Square Co-op. Homes, 731,022; Prism Co-op. Homes Inc., 195,018; Prisma Non-Profit Housing Corp., 1,614,747; Project 441 Non-Profit Home, 319,752; Project Esperance/Project Hope Non-Profit Housing, 1,648,372; Prophetic Non-Profit Homes, 1,478,945; Providers and Advocates of Affordable Toronto Homes Group, 178,146;

Quaker Hill Co-op. Homes Inc., 322,943; Quinte's Isle Non-Profit Housing Corp., 284,923;



## MINISTRY OF MUNICIPAL AFFAIRS AND HOUSING — Continued

Raiffeisen Co-op. Homes Inc., 474,026; Rakoczi Villa Non-Profit Housing Corp., 1,357,906; Redlake Municipal Non-Profit, 405,903; Reena, 1,121,055; Regatta Place Co-op. Homes Inc., 352,666; Regeneration House Inc., 166,759; Region of York Housing Corp., 6,795,483; Regional Municipality of Durham Non-Profit, 916,400; Religious Hospitallers of Saint Josephs Housing Corp., 350,582; Residence des Aines Canadiens Francais, 418,193; Residence Lajoie A But Non-Lucatif Inc., 135,631; Residence Richelieu Windsor Inc., 213,334; Richmond Hill Co-op. Homes Inc., 887,880; Richmond Hill Ecumenical Homes Corp., 2,739,375; Richview Baptist Foundation, 1,688,263; Ridgetown Community Estates (Non-Profit) Inc., 218,341; Ridley Terrace Non-Profit Homes, 445,446; River Park Non-Profit Housing Corp., 869,266; Riverdale Housing Action Group, 624,821; Riverdale United Non-Profit Homes, 367,380; Riverway Non-Profit Housing Corp., 310,871; Robert Cooke Co-op. Homes, 1,585,325; Robin Gardner Voce Non-Profit Homes Management Office, 1,487,029; Robinson Street Non-Profit Inc., 238,080; Rockcliffe Seniors Complex, 168,445; Rockland Housing Corp., 185,058; Rockview Seniors Co-op. Homes Inc., 174,603; Rosetown Municipal Non-Profit, 758,686; Rotary (Don Valley) Cheshire Homes Inc., 413,933; Rougemount Co-op. Homes Inc., 1,204,628; Royal Canadian Legion Veteran Homes Corp., 125,031; Royal Canadian Legion Villa Kingston, 284,379; Royal City Housing Co-op. Inc., 288,463; Royal Oaks Housing Co-op., 447,024; Russell Meadows Accomodations Inc., 233,632; Ryegate (Tecumseh) Co-op. Homes, 316,109;

St. Andrew-Thomas Senior Citizens Residence, 247,623; St. Andrews Non-Profit Housing Corp., 153,848; St. Angelas Non-Profit Housing Corp., 245,676; St. Basil (Brantford) Community Homes Inc., 377,465; St. Catherine Senior Citizens Residence, 282,507; St. Charles Co-op. Homes Inc., 448,913; St. Clair O'Connor Community Inc., 422,597; St. Hilda's Tower Management Office, 228,812; St. Isidore Non-Profit Housing Corp., 126,748; St. James Court Non-Profit Apt Corp., 199,070; St. John's Polish National Catholic Cathedral Residential Corp., 1,370,960; St. John's Retirement Homes, 537,234; St. John's Senior Citizen's Home, 185,013; St. Joseph, Township of, Municipal Non-Profit Housing Corp., 126,491; St. Joseph's Non-Profit Housing, 916,283; St. Jude Community Homes, 484,944; St. Luke's Dixie Senior Residence Corp., 224,112; St. Margaret Community Homes, 254,460; St. Margaret's Towers Inc., 711,966; St. Mark's Non-Profit Housing Corp., 912,958; St. Martins Co-op. Homes Inc., 589,666; St. Mary's Senior Residence Brampton, 1,231,982; St. Mary's Seniors Residence Barrie Inc., 444,772; St. Matthews Bracondale House, 485,617; St. Matthew's (Richmond Hill) Homes, 182,724; St. Michael's Halfway Homes, 209,002; St. Monica House, 184,999; St. Paul's Court, 162,629; St. Paul's Place #35, 300,096; St. Peter and Paul Ukrainian Community Homes, 473,153; St. Peter's Seniors Residence Woodbridge Inc., 421,498; St. Vladimir's Russian Residence in Ottawa Inc., 521,756; Salvation Army, 188,120; Salvation Army Community Living, 129,021; Salvation Army-Mens Hostel, 121,275; Sampaguita Fillipino Village of Mississauga, 218,611; Sandhills Co-op. Homes Inc., 610,574; Saorsie Co-op. Homes Inc., 936,807; Sarah McDonald's Place Inter-Organization Resources Network, 668,988; Sarnia-Lambton Berean Community Housing, 587,161; Sault Moose Lodge Housing Corp., 291,983; Scarborough Heights Co-op., 1,390,948; Scarborough Housing Help Centre, 150,000; Secord Avenue Co-op. Homes Inc., 608,308; Sedna Women's Shelter and Support Services Inc., 358,386; Ser-Rise Community Housing Inc (Windsor), 255,609; Serson Clarke Non-Profit Housing Corp., 800,072; Settlers Non-Profit Housing Inc (Parkland Court), 281,011; Shalimar International Housing, 429,611; Shamrock Co-op. Homes, 1,158,990; Shamrock Non-Profit Homes Inc., 336,986; Shefford Heritage Housing Co-op. Inc., 610,643; Shehrazad Non-Profit Homes Inc., 1,052,959; Sheppard's Green Co-op. Homes Inc., 173,978; Sherwood Forest (Trinity) Housing Corp., 276,603; Shriner's Creek Co-op. Homes Inc., 305,192; Silo Co-op. Homes Co-op. D'Habitation Silo Inc., 316,863; Simcoe, Town of, Non-Profit Housing Corp., 207,379; Sionito Community Development Corp., 192,590; Sioux Lookout, Town of, Non-Profit Housing Corp., 815,186; Skyline Co-op. Homes Inc., 624,521; Slavonia-Croatian Non-Profit Homes Inc., 753,061; Slovak Village Non-Profit Housing Inc., 2,144,164; Slovenian Society of St. Joseph, 232,604; Social Planning Council of Peel Community Housing Partners Peel, 132,885; Société Nolin de Sudbury Inc., 250,912; Society of St. Vincent De Paul, 1,992,853; Solidarity Lodge Senior's Apartment (Sudbury) Inc., 301,948; Sons of Italy (Hamilton), 491,061; South Crosby Non-Profit Housing Corp., 227,642; South Hastings Non-Profit Housing Corp., 703,841; South Niagara Gateway Family Homes, 721,612; South and Metcalfe Non-Profit Housing Corp., 304,496; Southern Lights Co-op. Homes Inc., 480,120; Spirit of 1919 Housing Co-op., 626,307; Springhill Co-op. Homes Inc., 221,338; Spruce Lodge Municipal Non-Profit Housing Corp., 259,850; Staunworth Non-Profit Housing Corp., 425,214; Stamford Kiwanis Manor, 408,046; Stamford Kiwanis Non-Profit Homes Inc., 199,224; Stephenson Senior Link Homes, 3,163,681; Stoa Co-op. Homes Inc., 599,955;

## MINISTRY OF MUNICIPAL AFFAIRS AND HOUSING — Continued

Stoneworth Co-op. Homes Inc., 571,258; Stoney Creek Non-Profit Housing Corp., 1,160,617; Street Haven at the Crossroads, 328,729; Sturgeon Falls Municipal Non-Profit Housing Corp., 811,240; Sudbury Finnish Rest Homes, 260,505; Sudbury YWCA, 142,825; Sunrise Place Non-Profit Housing Co-op., 524,095; Sunrise Seniors Place (Oshawa-Durham) Inc., 704,124; Sunshine Homes Non-Profit Inc., 719,432; Suomi Koti of Thunder Bay Inc., 377,962; Superiorview Housing Co-op., 155,550; Supportive Housing Coalition of Metro Toronto, 3,345,582; Supportive Housing Coalition, 5,173,730; Supreme Habitats for Seniors and Families in Nipissing, 348,947; Sutherland Place Co-op. Homes Inc., 523,894; Swansea Town Hall Residences, 631,760;

Tabby Town Urban Housing Co-op. Corp., 772,660; Tahanan Non-Profit Homes Corp., 728,757; Taiga Non-Profit Housing Corp., 814,628; Tamil Co-op. Homes Inc., 1,097,136; Tanglewood Orchard Co-op. Homes Inc., 310,171; Tannenhof Co-op. Homes, 417,000; Tannery Gate Tower Co-op. Homes Inc., 891,627; Tansley Park Community Homes Inc., 188,581; Taras Shevchenko Non-Profit Housing Corp., 475,490; Tasker Terrace Non-Profit Residences Inc., 300,000; Tattray Non-Profit Housing Corp. Inc., 1,577,148; Tay Valley Non-Profit Housing Corp., 124,353; Taylor Creek Housing Co-op., 889,396; Tayside Community Support Option, 148,248; Temagami Non-Profit Housing Corp., 256,572; Terra Bella Non-Profit Housing Corp., 2,892,674; Terrace Housing Co-op., 1,131,043; Thedford Non-Profit Housing(Family) , 278,937; Thorne View Co-op. Homes Inc., 310,140; Thornhill Green Co-op. Homes Inc., 264,226; Thornhill St. Lukes Seniors Home Inc. Corp., 300,930; Thorold Municipal Non-Profit Housing Corp., 506,500; Thunder Bay, City of, Non-Profit, 3,650,593; Thunder Bay Metro Lions Housing Corp., 439,831; Thunder Bay Seaway, 167,232; Tillsonburg, Town of Non-Profit Housing Corp., 313,292; Timmins, City of, Non-Profit Housing, 639,819; Timmins Finnish Seniors' Home Inc., 137,772; Tinimint Housing Non-Profit Inc., 1,129,494; Tisdale Whitney Housing Co-op. Inc., 320,576; Tobias House of Toronto Inc., 3,409,891; Tolpuddle Housing Co-op., 1,123,647; Tomken Grove Non-Profit Homes, 822,507; Toronto, City of, 348,000,000; Toronto, City of, Non-Profit Housing Corp., 29,287,529; Toronto Cervantes Lions Club Non-Profit Housing Corp., 1,725,864; Toronto Lithuanian Senior Citizens Inc., 179,371; Toronto Refugee Community Non-Profit Homes and Services, 177,404; Trent-Moira Co-op. Estates Inc., 308,763; Trenton Memorial Lodge, 524,088; Trenton Municipal Non-Profit Housing Corp., 413,196; Trenton Non-Profit Housing Corp., 872,048; Trenton Ontario Branch 110 Legion Non-Profit Housing Inc., 313,293; Trillium Village-Phase 2 Retirement Association, 123,852; Trinity Housing of Coburg Corp., 167,307; Triple Link Housing, 268,522; Troy Village Housing Co-op., 334,988;

UNH Inc., 549,702; Ujamaa Housing Co-op., 796,495; Ukrainian Non-Profit Homes Corp. of Niagara, 275,096; Ukrainian Senior Citizens Complex of Sudbury Inc., 287,192; Unicorn Non-Profit Homes Inc., 508,870; Union Housing Opportunities (Peel-Halton Inc)-the Oaklands, 1,803,659; United Achievers Non-Profit Housing Corp., 1,629,749; United Church Developments (York Presbyterian), 683,216; Unity Village Local 183 Non-Profit Homes, 999,025; Upbuilding Non-Profit Homes (Guelph) Inc., 847,040; Upper Canada Lodge B'Nai Brith Senior Citizen Foundation, 281,693; Upwood Park/Salvador Del Mundo Housing Co-op. Inc., 3,012,064; Urca Housing Corp., 143,810;

Van Kleek Senior Citizens Manor Hill, 188,922; Van Norman Community Homes Inc., 727,133; Vanastra Lions Club Apartments Inc., 154,461; Velleman Non-Profit Housing Corp., 397,907; Verendrye Non-Profit Supplementary Housing Corp. Inc., 292,849; Vesta Co-op. Housing Inc., 321,511; Victor Davis Memorial Court Non-Profit Homes Inc., 1,252,707; Victoria Park Community Homes Inc., 5,565,547; Village Lifestyle Non-Profit Homes Inc., 690,278; Victoria Shuter Non-Profit Housing Corp., 1,620,530; Vila Gaspar Corte Real Inc., 2,520,145; Villa Ciociars Senior Citizen Apartment Corp., 168,739; Villa Concordia Division of Senioren Haus Concordia Inc., 194,748; Villa D'Accuell Ste-Therese Inc., 132,042; Villa Kiev II, 291,495; Villa Luso Non-Profit Housing Corp., 364,703; Villa Otthon, 2,687,955; Village Glen Co-op. Homes, 462,752; Vineyard Co-op. Homes Inc., 287,542; Vineyard Village Non-Profit Homes of Stratford, 300,957;

Wadajir Co-op. Homes Inc., 121,540; Walden Municipal Non-Profit Housing Corp., 165,857; Wallaceburg Housing Commission , 666,296; Walton Place (Scarborough) Inc., 1,155,725; Water Street Non-Profit Homes Inc., 770,850; Waterloo Region Non-Profit Housing, 1,099,141; Waterloo Regional Homes for Mental Health, 170,025; Watermark Co-op. Homes Inc., 243,368; Wawel Villa Inc. Senior Citizens Centre, 907,265; We Care Non-Profit Homes (Barrie) Inc., 255,944; Welland District Association for Community Living, 242,062; Weller



## MINISTRY OF MUNICIPAL AFFAIRS AND HOUSING — Continued

Arms Non-Profit Homes, 134,304; Wellesley Community Homes Inc., 256,028; Wellsboro Mansions Co-op. Inc., 220,096; Wesley Community Homes Inc., 1,319,129; West Carleton Non-Profit Housing Corp., 158,311; West Nepean Ecumenical Residential Project, 124,884; West Nipissing Municipal Non-Profit Housing Corp., 581,258; West Nipissing Non-Profit Housing Corp., 590,455; West Rouge Co-op. Homes, 729,703; Westglenn Co-op. Homes of Brantford, 301,215; Westminster Court Senior Citizens, 279,944; Westwood Place Co-op. Homes Inc., 398,930; Whispering Pines Non-Profit Homes Inc., 161,841; Whitby Christian Non-Profit Housing Corp., 916,501; White River, Township of, Municipal Housing Corp., 136,203; Whiteoak Heritage Housing Co-op., 175,158; Whitewater Seniors Residence (Legion 553) Inc., 166,744; Widworthy Charitable Foundation, 294,909; Wigwamen Inc., 417,552; Wilcox Creek Co-op. Homes Inc., 990,999; William Mercer Wilson Non-Profit Centre Inc., 648,905; William Peak Co-op. Homes Inc., 1,034,388; Willmar Eight Housing Co-op. Inc., 330,781; Willow Glen Co-op. Inc., 357,434; Willow Park Co-op. Homes Inc., 920,564; Willow Place (Guelph Services for the Physically Disabled), 1,446,680; Willowglen Co-op., 255,310; Willowside Housing Co-op. Inc., 723,028; Wilmar Eight Housing Co-op., 288,996; Wilmar Heights United Church Non-Profit Homes Inc., 643,715; Windsor Coalition Non-Profit Homes Inc., 123,592; Windsor Hill Non-Profit Housing Corp., 1,895,636; Windsor Homes Coalition Inc., 408,002; Windsor Municipal Non-Profit Housing Corp., 3,312,995; Windsor YMCA Residence Inc., 973,115; Windy Woods Co-op. Homes of London Inc., 984,505; Wisma Mega Indah Inc., 847,829; Woburn Village Co-op. Inc., 1,453,444; Women in Crisis Sioux Hudson North Second Stage Non-Profit Housing, 206,368; Women in Transition, 126,549; Women's Centre Grey and Bruce Inc., 124,870; Women's Community Co-op., 451,949; Wood Tree Co-op. Inc., 180,266; Woodgreen Community Housing Inc., 4,618,742; Woodmar Non-Profit Corp., 143,511; Woodrose Co-op. Homes, 480,678; Wotch Permanent Housing, 362,570; Wyndham Hill Co-op. Homes Inc., 499,060;

Xeorixs Homes, 575,156; YMCA Hamilton/Burlington, 181,813; YSM Genesis Place Homes Inc., 504,992; YWCA of Peterborough Victoria and Haliburton, 636,701; Yarl Co-op. Homes Inc., 958,728; Young Women's Christian Association Bongard House, 1,408,439; Youth Habilitation Quinte Inc., 382,968; Youth Services Bureau of Ottawa Carleton, 379,099; Yule Manor Co-op. Homes Inc., 593,521;

Zahev Charitable Foundation, 217,837;

2 Mascot Place Co-op. Homes Inc., 535,852; 15 Thorncliffe Park Co-op., 318,313; 55 Howard Park Ave Co-op. Homes Inc., 913,903; 91 Spencer Ave Co-op. Homes Inc., 789,710; 127 Isabella Non-Profit Residence Inc., 275,887; 419 Artists' Co-op. Inc., 163,707; 1630 Lawrence Ave West Residences Inc., 1,064,026; 442534 Ontario Inc., 234,324; Accounts under \$120,000—19,941,043.

Less: Recoveries from Ontario Housing Corporation (\$17,713,973)

Financial and Administrative Services, 7,531,700; Social Housing Programs Administrative Services, 10,182,273.

Ontario Housing Corporation (\$229,700,367)

Subsidies in the form of contributions to Ontario Housing Corporation to finance its operations, 229,700,367.

Transfer Payment Program B - Municipal Subsidies (\$1,295,644,309):

Borough of East York, 4,413,215.

Cities (\$445,650,976):

Barrie, 6,212,473; Belleville, 7,815,507; Brampton, 7,192,501; Brantford, 10,243,107; Brockville, 2,507,857; Burlington, 5,224,179; Cambridge, 5,471,380; Chatham, 5,574,663; Cornwall, 7,847,788; Elliot Lake, 4,583,263; Etobicoke, 10,480,901; Gloucester, 3,372,017; Guelph, 5,828,738; Hamilton, 11,693,100; Kanata, 1,288,382; Kingston, 6,327,219; Kitchener, 4,578,324; London, 32,995,997; Mississauga, 23,523,063; Nanticoke, 1,647,829; Nepean, 4,896,987; Niagara Falls, 3,693,996; North Bay, 12,042,441; North York, 19,389,295; Orillia, 2,752,645; Oshawa, 6,780,082; Ottawa, 11,293,057; Owen Sound, 3,404,787; Pembroke, 2,428,577; Peterborough, 10,040,704; Port Colborne, 2,621,800; Sarnia, 5,712,901; Sault Ste Marie, 17,210,356; Scarborough, 17,611,647; St. Catharines, 7,876,605; St. Thomas, 3,672,735; Stoney Creek, 1,277,268; Stratford, 4,907,386; Sudbury, 9,264,334; Thorold, 668,097; Thunder Bay,

## MINISTRY OF MUNICIPAL AFFAIRS AND HOUSING — Continued

26,739,339; Timmins, 9,642,351; Toronto, 49,344,811; Trenton, 2,603,644; Vanier, 2,212,584; Vaughan, 4,855,071; Waterloo, 2,259,646; Welland, 2,252,091; Windsor, 25,520,717; Woodstock, 2,345,243; York, 5,921,491.

## Counties (\$90,278,086):

Brant, 1,830,864; Bruce, 3,619,868; Dufferin, 771,681; Elgin, 4,846,719; Essex, 4,238,638; Frontenac, 1,839,714; Grey, 5,030,804; Haliburton, 2,942,621; Hastings, 4,585,849; Huron, 4,404,509; Kent, 3,401,165; Lambton, 2,759,008; Lanark, 4,397,352; Leeds and Grenville, 4,731,748; Lennox and Addington, 2,934,050; Middlesex, 3,176,820; Northumberland, 1,601,066; Oxford, 5,001,790; Perth, 2,575,199; Peterborough, 3,576,604; Prescott and Russell, 3,225,596; Prince Edward, 2,967,309; Renfrew, 3,325,012; Simcoe, 4,976,599; Victoria, 3,426,385; Wellington, 4,091,113.

District Municipality of Muskoka, 8,376,909.

Municipality of Metropolitan Toronto, 137,788,483.

## Regional Municipalities (\$233,668,149):

Durham, 20,331,452; Haldimand-Norfolk, 11,347,586; Halton, 14,635,142; Hamilton- Wentworth, 25,827,780; Niagara, 24,888,268; Ottawa-Carleton, 36,798,292; Peel, 27,058,338; Sudbury, 26,029,361; Waterloo, 24,269,806; York, 22,482,125.

## Towns (\$159,502,259):

Ajax, 770,277; Alexandria, 459,462; Almonte, 619,653; Amherstburg, 822,151; Ancaster, 1,035,894; Arnprior, 856,085; Aurora, 906,942; Aylmer, 698,589; Belle River, 462,713; Blenheim, 461,695; Blind River, 1,787,526; Bracebridge, 766,671; Bradford West Gwillimbury, 1,411,686; Brighton, 483,145; Bruce Mines, 200,812; Cache Bay, 156,179; Caledon, 2,244,917; Campbellford, 967,851; Capreol, 496,027; Carleton Place, 746,845; Chesley, 301,860; Clarington, 2,248,333; Clinton, 504,483; Cobalt, 462,648; Cobourg, 2,471,351; Cochrane, 1,355,252; Collingwood, 1,868,601; Deep River, 392,154; Deseronto, 406,979; Dresden, 564,929; Dryden, 1,504,912; Dundas, 1,532,870; Dunnville, 826,836; Durham, 571,607; East Gwillimbury, 847,481; Englehart, 390,006; Espanola, 926,045; Essex, 671,184; Exeter, 461,515; Fergus, 638,962; Flamborough, 1,444,114; Forest, 476,949; Fort Erie, 2,509,801; Fort Frances, 2,715,151; Gananoque, 780,870; Georgina, 2,752,103; Geraldton, 1,064,561; Goderich, 1,044,145; Gore Bay, 195,996; Gravenhurst, 1,056,800; Grimsby, 948,289; Haileybury, 1,689,178; Haldimand, 1,433,753; Halton Hills, 1,908,953; Hanover, 1,393,393; Harriston, 303,791; Harrow, 183,333; Hawkesbury, 993,521; Hearst, 2,033,914; Huntsville, 1,150,157; Ingersoll, 2,599,337; Innisfil, 1,877,192; Iroquois Falls, 1,374,527; Jaffray Melick, 594,007; Kapuskasing, 2,510,385; Kearney, 268,996; Keewatin, 549,300; Kemptville, 435,043; Kenora, 2,474,145; Kincardine, 923,378; Kingsville, 579,584; Kirkland Lake, 4,786,059; Lasalle, 1,001,156; Latchford, 129,096; Leamington, 861,024; Lincoln, 1,465,649; Lindsay, 1,987,917; Listowel, 433,506; Little Current, 436,479; Longlac, 529,715; Marathon, 825,237; Markham, 5,173,534; Massey, 273,431; Mattawa, 580,456; Meaford, 807,593; Midland, 1,360,466; Milton, 1,997,104; Mitchell, 424,993; Mount Forest, 480,388; Napanee, 1,045,183; New Liskeard, 1,821,242; New Tecumseth, 1,928,981; Newmarket, 1,078,412; Niagara-On-The-Lake, 791,756; Nickel Centre, 1,468,609; Oakville, 3,797,133; Onaping Falls, 728,217; Orangeville, 1,419,691; Palmerston, 648,207; Paris, 854,295; Parkhill, 228,998; Parry Sound, 1,802,260; Pelham, 793,907; Penetanguishene, 849,074; Perth, 614,697; Petrolia, 1,078,033; Pickering, 2,198,631; Picton, 862,741; Port Elgin, 1,230,312; Port Hope, 995,393; Powassan, 227,998; Prescott, 558,848; Rainy River, 363,556; Rayside-Balfour, 1,921,438; Renfrew, 1,296,714; Richmond Hill, 7,329,612; Ridgetown, 470,788; Rockland, 728,937; Seaforth, 429,356; Shelburne, 417,533; Simcoe, 1,020,587; Smiths Falls, 1,204,729; Smooth Rock Falls, 347,956; Southampton, 708,189; St. Mary's, 489,474; Strathroy, 893,420; Sturgeon Falls, 1,736,426; Tecumseh, 539,008; Thessalon, 424,525; Thornbury, 234,583; Tilbury, 578,091; Tillsonburg, 609,752; Valley East, 2,270,467; Vankleek Hill, 321,203; Walden, 1,667,660; Walkerton, 618,499; Wallaceburg, 1,482,032; Wasaga Beach, 2,223,723; Whitby, 1,725,936; Whitchurch/Stouffville, 466,790; Wiarton, 436,203; Wingham, 400,857.



## MINISTRY OF MUNICIPAL AFFAIRS AND HOUSING — Continued

## Townships (\$189,569,863):

Adelaide, 159,106; Adjala-Tosorontio, 693,639; Admaston, 377,834; Airy, 131,362; Albemarle, 261,597; Aldborough, 503,330; Alfred, 346,678; Alice and Fraser, 406,635; Amabel, 576,935; Amaranth, 533,972; Ameliasburg, 419,315; Anderdon, 372,047; Anson Et Al, 368,539; The Archipelago, 742,980; Armour, 314,663; Armstrong, 320,474; Arran, 455,766; Artemesia, 499,589; Arthur, 382,744; Ashfield, 397,474; Asphodel, 337,000; Assiginack, 382,816; Athol, 148,557; Atikokan, 1,597,192; Atwood, 211,516; Augusta, 406,112;

Bagot and Blythfield, 410,605; Bangor Et Al, 372,107; Barclay, 121,759; Barrie, 138,260; Bastard and South Burgess, 433,159; Bathurst, 342,755; Bayham, 409,182; Beardmore, 213,619; Beckwith, 353,686; Bedford, 283,920; Belmont and Methuen, 296,405; Bentinck, 457,686; Bexley, 185,108; Biddulph, 274,890; Billings, 162,819; Black-River-Matheson, 1,759,611; Blandford-Blenheim, 537,823; Blanshard, 249,136; Bonfield, 404,834; Bosanquet, 696,220; Brant, 550,306; Brantford, 758,565; Brethour, 138,568; Brighton, 290,780; Brock, 1,091,464; Bromley, 339,343; Brooke, 479,406; Bruce, 402,139; Brudenell and Lyndoch, 267,940; Burford, 416,916; Burleigh and Anstruther, 428,681;

Caldwell, 423,551; Caledonia, 334,046; Calvin, 133,153; Cambridge, 626,845; Camden, 273,268; Camden East, 24,923; Caradoc, 68,434; Carden, 183,881; Cardiff, 152,200; Carling, 287,787; Carlow, 173,075; Carnarvon, 269,600; Carrick, 578,498; Casey, 196,588; Casimir, Jennings and Appleby, 407,490; Cavan, 480,463; Chamberlain, 182,618; Chandos, 159,335; Chapleau, 751,750; Chapman, 153,056; Chapple, 591,100; Charlottenburgh, 682,435; Chatham, 518,475; Chisholm, 359,493; Christie, 178,769; Clarence, 1,008,665; Clarendon and Miller, 209,775; Clearview, 2,432,328; Colborne, 216,290; Colchester North, 256,167; Colchester South, 936,783; Coleman, 163,364; Collingwood, 899,022; Conmee, 248,346; Cornwall, 422,236; Cosby, Mason and Martland, 347,926; Cramahe, 366,904; Culross, 417,876; Cumberland, 1,566,479;

Dack, 160,636; Darling, 187,299; Dawn, 355,480; Day and Bright Additional, 152,555; Delaware, 265,681; Delhi, 912,126; Denbigh Et Al, 275,672; Derby, 219,732; Dorion, 190,095; Douro, 272,696; Dover, 432,260; Downie, 231,442; Drummond, 313,055; Dubreuilville, 202,448; Dummer, 219,727; Dungannon, 147,557; Dunwich, 446,981; Dymond, 272,159; Dysart Et Al, 893,714;

Ear Falls, 501,710; East Ferris, 511,966; East Garafraxa, 218,314; East Hawkesbury, 391,228; East Luther Grand Valley, 310,696; East Wawanosh, 260,545; East Williams, 215,381; East Zorra-Tavistock, 582,101; Eastnor, 311,096; Edwardsburgh, 409,527; Egremont, 510,074; Ekfrid, 422,842; Elderslie, 413,950; Eldon, 372,493; Elizabethtown, 639,125; Ellice, 366,191; Elma, 464,184; Elzevir and Grimsthorpe, 217,719; Emily, 466,619; Emo, 423,317; Enniskillen, 607,368; Ennismore, 236,116; Eramosa, 314,105; Erin, 453,940; Ernestown, 635,989; Essa, 886,203; Euphemia, 394,358; Euphrasia, 414,135; Evanturel, 170,742;

Faraday, 205,125; Fauquier-Strickland, 275,596; Fenelon, 625,460; Field, 189,970; Finch, 380,013; Foley, 284,450; Front of Escott, 121,420; Front of Leeds and Lansdowne, 292,761; Front of Yonge, 241,926; Fullarton, 260,025;

Galway and Cavendish, 294,195; Georgian Bay, 285,629; Gillies, 196,862; Glackmeyer, 356,347; Glamorgan, 153,986; Glanbrook, 433,187; Glenelg, 489,299; Goderich, 392,743; Golden, 526,399; Gordon and Allen, 122,524; Gosfield North, 180,951; Gosfield South, 419,116; Goulbourn, 609,939; Grattan, 273,017; Greenock, 447,940; Grey, 559,015; Griffith and Matawatchan, 209,538; Guelph, 152,525;

Hagar, 372,433; Hagarty and Richards, 338,491; Hagerman, 129,868; Haldimand, 622,505; Hallowell, 443,788; Hamilton, 695,908; Harley, 259,093; Harvey, 300,033; Harwich, 993,228; Hay, 704,539; Herschel, 210,748; Hibbert, 246,167; Hilliard, 174,896; Hillier, 195,364; Himsworth North, 393,847; Himsworth South, 269,488; Hinchinbrooke, 258,198; Holland, 709,774; Hope, 470,373; Hornepayne, 656,289; Horton, 260,896; Howard, 420,172; Howick, 630,289; Howland, 338,311; Hudson, 149,383; Hullett, 340,047; Humphrey, 311,898; Hungerford, 723,173; Huntingdon, 298,968; Huron, 644,533;

## MINISTRY OF MUNICIPAL AFFAIRS AND HOUSING — Continued

Ignace, 672,591;

James, 163,959; Johnson, 284,076;

Kaladar Et Al, 241,867; Kennebec, 288,666; Kenyon, 534,575; Keppel, 470,766; Kerns, 157,942; Kincardine, 482,130; King, 1,037,006; Kingston, 2,822,575; Kinloss, 449,698; Kitley, 371,574;

La Vallee, 302,403; Laird, 234,069; Lake of Bays, 385,649; Lanark, 445,780; Lancaster, 450,676; Larder Lake, 296,553; Lavant Et Al, 596,413; Laxton, Digby and Longford, 127,215; Lindsay, 266,831; Lobo, 406,369; Lochiel, 821,302; Logan, 294,266; London, 456,189; Loughborough, 374,823; Lutterworth, 148,854;

Macdonald Et Al, 301,798; Machar, 229,973; Machin, 242,558; Madoc, 410,433; Maidstone, 595,181; Malahide, 1,143,276; Malden, 354,368; Manitouwadge, 823,505; Manvers, 474,384; Mariposa, 685,426; Marmora and Lake, 289,044; Maryborough, 231,791; Matachewan, 133,074; Matilda, 412,757; Mattice-Val Côté, 306,074; Mayo, 149,807; McCrosson and Tovell, 133,520; McDougall, 313,101; McGarry, 427,428; McGillivray, 352,309; McKellar, 250,166; McKillop, 307,000; McNab, 539,519; Melancthon, 509,058; Mersea, 965,641; Metcalfe, 173,354; Michipicoten, 780,964; Minto, 450,688; Monmouth, 158,781; Mono, 404,777; Montague, 572,624; Monteagle, 295,612; Moonbeam, 453,411; Moore, 491,433; Morley, 278,074; Mornington, 311,059; Morris, 427,442; Mosa, 369,166; Mountain, 478,631; Mulmur, 536,890; Murray, 546,734; Muskoka Lakes, 1,081,261;

Nakina, 648,057; Neebing, 379,576; Nichol, 218,780; Nipigon, 469,259; Nipissing, 351,665; Norfolk, 1,047,931; Normanby, 476,067; North Burgess, 138,176; North Crosby, 196,627; North Dorchester, 644,638; North Dumfries, 279,270; North Easthope, 192,557; North Elmsley, 167,345; North Fredericksburgh, 179,443; North Plantagenet, 479,839; The North Shore, 526,583; Norwich, 605,087;

O'Connor, 278,964; Olden, 345,997; Oliver, 404,878; Opasatika, 191,651; Ops, 347,056; Orford, 299,379; Oro-Medonte, 1,644,857; Osgoode, 1,274,793; Osnabruck, 776,863; Oso, 288,008; Osprey, 490,070; Otonabee, 587,853; Oxford-On-Rideau, 446,695; Paipoonge, 447,314; Pakenham, 221,015; Palmerston Et Al, 145,206; Papineau-Cameron, 197,358; Peel, 362,609; Pelee, 180,098; Percy, 494,025; Perry, 362,773; Petawawa, 339,847; Pickle Lake, 426,694; Pilkington, 227,982; Pittsburgh, 533,456; Plummer Additional, 405,771; Plympton, 701,742; Portland, 459,790; Proton, 615,053; Puslinch, 333,202;

Radcliffe, 189,493; Raglan, 171,826; Raleigh, 495,168; Ramara, 1,037,168; Ramsay, 452,555; Ratter and Dunnet, 406,386; Rawdon, 565,457; Rear of Leeds and Lansdowne, 346,194; Rear of Yonge and Escott, 151,664; Red Lake, 931,842; Red Rock, 332,637; Richmond, 414,706; Rideau, 649,717; Rochester, 299,950; Rolph Et Al, 178,981; Romney, 199,647; Ross, 284,798; Roxborough, 851,874; Russell, 1,217,882; Ryerson, 214,681;

St. Edmunds, 322,063; St. Joseph, 279,698; St. Vincent, 314,703; Sandwich South, 271,474; Sarawak, 188,080; Saugeen, 307,058; Schreiber, 610,538; Scugog, 795,259; Sebastopol, 166,313; Severn, 1,055,540; Seymour, 613,284; Shedden, 317,861; Sheffield, 288,971; Sherborne Et Al, 472,837; Sherwood, Jones and Burns, 356,287; Shuniah, 422,434; Sidney, 911,522; Sioux Narrows, 135,085; Smith, 603,096; Sombra, 501,946; Somerville, 242,335; Sophiasburgh Demorestville, 204,215; South Algona, 170,447; South Crosby, 332,251; South Dorchester, 322,851; South Dumfries, 367,211; South Easthope, 139,407; South Elmsley, 192,908; South Marysburgh, 146,778; South Plantagenet, 487,498; South-West Oxford, 710,192; Southwold, 413,526; The Spanish River, 644,110; Springer, 371,852; Springwater, 962,940; Stafford, 273,594; Stanhope, 191,450; Stanley, 212,061; Stephen, 587,026; Stormont, Dundas and Glengarry, 6,019,409; Storrington, 345,438; Strong, 280,035; Sullivan, 580,064; Sydenham, 555,593;

Tay, 1,438,430; Tehkummah, 188,910; Temagami, 272,208; Terrace Bay, 545,146; Thessalon, 275,260; Thurlow, 586,942; Tilbury East, 565,927; Tilbury North, 250,564; Tilbury West, 197,717; Tiny, 1,319,034; Tuckersmith, 461,686; Tudor and Cashel, 162,854; Turnberry, 302,454; Tyendinaga, 462,926;



## MINISTRY OF MUNICIPAL AFFAIRS AND HOUSING — Continued

Usborne, 265,171; Uxbridge, 749,861;

Val Rita-Harty, 322,324; Verulam, 385,072;

Wainfleet, 532,867; Wallace, 244,059; Warwick, 448,423; Wellesley, 473,440; West Carleton, 1,549,640; West Garafraxa, 316,141; West Hawkesbury, 241,150; West Lincoln, 1,079,608; West Luther, 244,064; West Nissouri, 286,376; West Wawanosh, 366,434; West Williams, 188,255; Westmeath, 542,458; White River, 220,025; Wilberforce, 399,935; Williamsburgh, 438,717; Wilmot, 595,283; Winchester, 419,650; Wolfe Island, 211,294; Wolford, 226,601; Wollaston, 159,499; Woolwich, 690,665;

Yarmouth, 789,945;

Zone, 145,807; Zorra, 803,802.

Villages (\$14,588,287):

Alfred, 184,133; Arthur, 205,443; Bancroft, 392,584; Barry's Bay, 256,035; Bath, 239,008; Bobcaygeon, 172,122; Burk's Falls, 226,047; Cardinal, 330,881; Casselman, 303,031; Chalk River, 260,043; Chesterville, 309,729; Cobden, 155,670; Colborne, 228,276; Dundalk, 156,796; Dutton, 146,303; Eganville, 253,152; Elora, 350,705; Erin, 153,536; Fenelon Falls, 166,560; Frankford, 392,884; Glencoe, 230,273; Grand Bend, 124,073; Hastings, 336,047; Havelock, 193,773; Iron Bridge, 217,041; Lakefield, 354,698; Lanark, 142,602; Lion's Head, 126,033; Lucan, 271,861; Lucknow, 220,569; Madoc, 169,473; Markdale, 218,483; Marmora, 358,478; Maxville, 328,217; Merrickville, 168,523; Mildmay, 146,561; Millbrook, 146,529; Milverton, 250,671; Morrisburg, 300,901; Norwood, 188,739; Omemee, 134,193; L'Orignal, 241,403; Paisley, 208,478; Petawawa, 562,381; Plantagenet, 166,064; Point Edward, 165,191; Port Burwell, 152,011; Port Stanley, 291,564; Rockcliffe Park, 249,005; South River, 229,187; St. Clair Beach, 193,803; Stirling, 265,147; Sundridge, 179,096; Thamesville, 151,001; Thedford, 129,006; Tiverton, 131,540; Tweed, 257,294; Watford, 303,284; West Lorne, 122,962; Westport, 125,608; Wheatley, 412,123; Winchester, 367,094; Wyoming, 174,369.

Other (\$3,983,890):

Chapleau Board of Education, 267,804; Dryden Locality Board of Education, 907,987; Lake Superior Board of Education, 223,091; Lakehead Board of Education, 236,070; McMurrich, School Association of, 193,389; Moosonee Development Area Board, 1,345,364; Ontario Realty Corporation Real Estate Branch, 350,904; Sault Ste Marie North Planning Board, 142,728; Tornado Relief Fund Committee, 316,554; Accounts under \$120,000—8,233,960.

Less: Recoveries from Other Ministries (\$409,769):

Economic Development and Trade, 409,769.

Other Programs (\$3,252,746):

North Pickering Development Corporation (\$1,013,394)

Advances to North Pickering Corporation to Finance its operation, 1,013,394.

Waterfront Regeneration Trust, 2,239,352.

Less: Recoveries from other programs (\$794,910)

North Pickering, 583,767; Ontario Realty Corporation, 211,143.

Total Other Payments . . . . . \$2,681,721,568

## MINISTRY OF MUNICIPAL AFFAIRS AND HOUSING — Concluded

## Statutory (\$55,307)

## Minister's Salary (\$32,997)

Hon. Al Leach ..... April 1, 1996 to March 31, 1997 ..... 32,997

## Parliamentary Assistants' Salary (\$22,310)

Derwyn Shea ..... April 1, 1996 to January 7, 1997 ..... 8,618  
 Steve Gilchrist ..... January 8, 1997 to March 31, 1997 ..... 2,537  
 Ernie Hardeman ..... April 1, 1996 to March 31, 1997 .....  
 ..... 11,155

## Summary of Expenditure

Voted		
Salaries and Wages .....	73,911,694	
Employee Benefits .....	13,285,119	
Travelling Expenses .....	2,157,077	
Other Payments .....	<u>2,681,721,568</u>	
		2,771,075,458
Statutory .....		<u>55,307</u>
Total Expenditure, Ministry of Municipal Affairs and Housing .....		<u><u>\$2,771,130,765</u></u>





## ONTARIO NATIVE AFFAIRS SECRETARIAT

Hon. Charles Harnick, Minister

## DETAILS OF EXPENDITURE

## Voted

## Salaries and Wages (\$3,045,389)

Temporary Help Services (\$193,054):

GoTemp, 71,475; Tosi Placement Services, 72,580; Accounts under \$50,000—48,999.

Payments to Other Ministries (\$153,881):

Environment and Energy, 63,912; Natural Resources, 54,528; Accounts under \$50,000—35,441.

## Employee Benefits (\$499,805)

Payments for: Canada Pension Plan, 44,592; Dental Plan, 30,374; Employer Health Tax, 49,430; Employment Insurance, 75,568; Group Life Insurance, 6,460; Long Term Income Protection, 28,525; Ontario Public Service Employees' Union Pension Fund/Public Service Pension Fund, 50,014; Supplementary Health and Hospital Plan, 35,408.

Other Benefits: Maternity/Parental/Adoption Leave Allowances, 9,048; Severance Pay, 147,074; Miscellaneous Benefits, 3,068.

Payments to Other Ministries (\$20,244):

Accounts under \$50,000—20,244.

## Travelling Expenses (\$169,891)

D. Newman, 6,052; I. Mitchell, 10,555; M.M. Podlog, 13,989; W. Smith, 11,489; W.D. Taylor, 23,064; Accounts under \$10,000—104,742.

## Other Payments (\$26,636,420)

Materials, Supplies, etc. (\$1,627,243):

GSI International Consulting Ltd., 93,564; Ministries: Attorney General, 634,704; Natural Resources, 62,250; McCarthy Tetrault, Barristers and Solicitors, 80,455; Sack Goldblatt Mitchell, 50,580; Accounts under \$50,000—705,690.

Grants, Subsidies, etc. (\$11,769,145):

Support for Tripartite, Self-Government, and Constitutional Negotiations between Governments and Native Groups (\$785,590):

Indian Commission of Ontario, 558,485; Accounts under \$120,000—227,105.

Support for Community Negotiations (\$2,430,998):

Algonquins of Golden Lake, 500,000; United Anishnaabeg Council, 475,145; Wauzhushk Onigum First Nation, 149,305; Accounts under \$120,000—1,306,548

Chiefs of Ontario, 224,320

Islington/Grassy Narrows Mercury Disability Fund, 6,000,000.

Ontario Native Women's Association, 341,057. Ontario Federation of Indian Friendship Centres, 409,190.



## ONTARIO NATIVE AFFAIRS SECRETARIAT — Concluded

Ontario Native Council on Justice (\$61,790):

Ontario Native Council on Justice, 163,547.

Less: Recoveries from other Ministries (\$101,757):

Accounts under \$120,000—101,757.

Land Claim Settlements, 1,516,200:

The Mississauga First Nation, 1,516,200.

Capital (\$13,240,032):

Provincial Projects (\$13,240,032):

Anishnawbe Health Toronto, 183,520; The District Municipality of Muskoka, 175,000; Ministries: Community and Social Services, 4,300,828; Management Board Secretariat, 264,124; Northern Development and Mines, 8,189,309; Accounts under \$120,000—127,251.

**Total Other Payments** ..... **\$26,636,420****Statutory (\$11,155)****Minister's Salary (\$Nil)**

Hon. C. Harnick ..... April 1, 1996 to March 31, 1997 ..... Nil

**Parliamentary Assistant's Salary (\$11,155)**

D. Newman ..... April 1, 1996 to March 31, 1997 ..... 11,155

**Summary of Expenditure**

## Voted

Salaries and Wages .....	3,045,389
Employee Benefits .....	499,805
Travelling Expenses .....	169,891
Other Payments .....	<u>26,636,420</u>

30,351,505

Statutory ..... 11,155**Total Expenditure, Ontario Native affairs Secretariat** ..... **\$30,362,660**

## MINISTRY OF NATURAL RESOURCES

Hon. Chris Hodgson

## DETAILS OF EXPENDITURE

## Voted

## Salaries and Wages (\$229,676,370)

Temporary Help Services (\$2,800,600):

Overload Staffing Concepts, 377,822; Pinch-Hitters Personnel Inc., 70,156; Accounts under \$50,000—2,352,622.

Recoveries from Special Purpose Accounts including Forest Renewal Trust; Forestry Futures Trust; Fish Wildlife Program and Ontario Parks - *Provincial Parks Act*, 45,390,477.

## Employee Benefits (\$46,518,533)

Payments for: Canada Pension Plan, 4,307,239; Dental Plan, 2,789,717; Employee Health Levy, 4,029,933; Employment Insurance, 6,799,325 Long Term Income Protection, 2,593,730; Public Service Pension Fund, 52,364; Special Payments Public Service Pension Fund, 2,409,987; Supplementary Health and Hospital Plan, 3,286,174.

Other Benefits: Attendance Gratuities, 394,239; Maternity/Parental/Adoption Leave, 739,495; Severance Pay, 15,997,180; 2 per cent Payment in Lieu of Benefits, 64,576.

Workers' Compensation, 3,054,574.

Recoveries from Special Purpose Accounts including Forest Renewal Trust; Forestry Futures Trust; Fish Wildlife Program; and Ontario Parks - *Provincial Parks Act*, 4,555,683.

## Travelling Expenses (\$20,093,680)

Hon. Chris Hodgson, 3,546; Frank Klees, 1,245; R.J. Vrancart, 13,925; K.M. Aquino, 10,175; R.E. Armstrong, 15,220; N.R. Ayers, 13,160; J. Baker, 14,557; J.M. Baker, 20,077; R.W. Beecher, 49,970; J.E. Bell, 12,498; A. Bisschop, 23,465; A.R. Bisset, 13,290; T.J. Bjerkelund, 10,840; J.R. Brisbane, 49,443; C.D. Brown, 14,617; R.A. Brunette, 11,123; T.E. Campbell, 23,307; J.R. Cary, 14,531; H. Cecil, 13,318; T.D. Cecile, 19,260; J.R. Chevalier, 16,312; J.J. Churcher, 10,305; C.D. Clark, 29,808; L.R. Colpitts, 10,338; D.J. Cook, 10,288; I.M. Crawford, 10,274; R.L. Crowell, 13,331; B.A. Cyr, 13,011; J.C. Davies, 15,651; L.D. Davis, 12,156; A.J. Denys, 11,357; R.F. Deutsch, 16,871; D.R. Deyoe, 26,537; M.J. Dick, 10,834; D.P. Dodge, 12,775; S.F. Duckett, 25,899; J.M. Duncan, 13,911; F.M. Dunn, 12,626; D.A. Flieler, 13,176; J.L. Gaudry, 15,378; H.M. Gauthier, 15,463; J.H. Gillham, 12,673; C.M. Graham, 11,759; J.J. Gratton, 11,037; L.A. Gravelines, 22,111; C.J. Greenwood, 18,200; R.B. Greenwood, 18,854; F.S. Hall, 22,095; C.D. Hansson, 12,878; S.J. Harvey, 20,379; M.J. Healey, 14,402; A.M. Houser, 10,904; J.D. Humeniuk, 13,956; A.A. Ireland-Smith, 12,948; T.R. Isherwood, 20,127; E.P. Iwachewski, 10,192; V.L. Jewell, 16,731; N.E. Johnson, 10,550; J.S. Kapron, 10,869; S. Kassa, 17,254; T.A. Kellar, 13,170; F.D. Kennedy, 32,623; J.R. Kenrick, 15,876; J.R. Kerr, 14,798; M.A. Kindree, 18,838; W.J. Kissick, 15,119; J.M. Kolodziej, 13,474; E.F. Lambrechts, 11,477; A.R. Lee, 30,921; K.R. Leef, 13,259; R.A. Lessard, 19,052; M.J. Low, 13,516; J.D. Lynch, 11,787; B.M. MacDonald, 11,483; D. MacDonald, 13,009; R.B. MacGregor, 12,132; C.D. MacInnes, 44,770; J.A. MacLean, 18,931; D.P. Marinigh, 20,324; A.G. Mathews, 10,624; T.M. McDonough, 19,166; J.G. McFadden, 12,717; J.G. McNicol, 13,353; I.D. Mettam, 11,433; T.R. Meyer, 12,516; K. Mitchell, 11,324; P.G. Mongraw, 11,187; G.P. Munro, 18,467; N.W.N. Nakamura, 23,051; P. Nitschke, 11,401; M.G. O'Brien, 11,225; J.E. Osborn, 15,710; T.J. Osesky, 12,424; R.B. Parry, 18,585; M.D. Parsons, 11,408; A.H. Perera, 13,058; J.R. Pickering, 11,776; A.G. Pineault, 11,735; R.P. Potter, 10,212; G.G. Pyzer, 13,038; E.M. Raitanen, 14,825; T.M. Richardson, 24,392; B.A. Robson, 17,547; G.A. Ross, 20,209; A.E. Ross, 36,810; B. Sailian, 10,008; B.A. Sandilands, 10,861; M.R. Sangster, 10,640; J.E. Sargent, 11,042; C. Sawchyn, 52,286; R.P. Seguin, 13,137; R. Selvadurai, 12,106; J.G. Sherman, 20,649; R.W. Sherwin, 12,656; D. Skeggs, 10,342; J. Skelton, 24,637; J.C. Slot, 14,979; J.A. Smith, 10,952; P.A. Smith, 10,711;



## MINISTRY OF NATURAL RESOURCES — Continued

M.G. Speers, 18,269; J.D. Steele, 11,553; A.J. Stewart, 25,803; G.E. Stewart, 22,079; J.T. Taylor, 27,548; E. Tear, 10,076; S.L. Tenaglia, 15,633; S.M. Thatcher, 21,579; D.A. Thomson, 18,254; R.T. Thomson, 11,757; W.R. Thornton, 39,857; D. Trentadue, 13,199; R.J. Verheggen, 14,905; P.C. Ward, 11,764; L.A. Watling, 44,580; I.G. Watson, 20,181; R.R. Watt, 12,851; D.G. Watton, 11,008; R.E. Wheeler, 10,422; K.L. Widdifield, 10,148; B. Wilkie, 10,931; M.L. Willick, 36,464; G. K. Winterton, 18,000; T.G. Woods, 20,429; J.K. Young, 13,618; W. Zagrobelny, 13,719; Other Accounts Under \$10,000—14,002,102.

Recoveries from Special Purpose Accounts including Forest Renewal Trust; Forestry Futures Trust; Fish and Wildlife Program; and Ontario Parks - *Provincial Parks Act*, 3,687,402.

## Other Payments (\$251,491,066)

Materials, Supplies, etc. (\$220,928,979):

AGA-MA-KI-MI-SA-BAI Greenhouses Ltd., 394,250; A and M Reforestation Inc., 271,378; A and R Greenhouses Limited, 102,266; Abitibi-Price Incorporated, 128,574; Ace Auto Leasing Ltd., 749,741; Acklands-Grainger Inc., 143,621; Acro Aerospace, 64,788; Action Trailer Sales and Leasing Inc., 175,596; Adcom, 307,364; Aerial Recon Surveys, 386,401; Agawa Forest Products Ltd., 313,214; Agema Infrared Systems, 174,312; Aidie Creek Gardens Inc., 129,471; Air Creebec (1994) Inc., 487,339; Air Manitoba Limited, 273,968; Air Muskoka, 86,368; Aimed Canada, 179,774; Al Langman Construction Limited, 60,247; Alberta, The Provincial Treasurer Of, 1,462,933; Algoma Business Computers, 102,363; Algoma Telephone Systems, 130,826; Algonquins of Golden Lake First Nation, 59,207; Alltrim, 128,917; Alpine Helicopters Ltd., 1,079,936; Amex Bank Of Canada, 72,458; Amtelecom Inc., 55,643; Animal Diseases Research Institute, 250,528; Anishinabek/Ontario Fisheries, 545,000; Anixter Canada Ltd., 90,891; Anthony Usher Planning Consultant, 50,500; Aquanorth Forest Nurseries, 78,766; Arbex Forest Development Company Ltd., 167,124; Arbor International Inc., 138,402; Arcadraft Architectural Design Services, 59,701; Armstrong Resources Development Corporation, 154,425; Armtec, 61,003; Arthur Chrysler Plymouth Limited, 513,097; Association Of Iroquois And Allied Indians, 108,250; Atikokan Foodland, 50,162; Atkinson and Associates, 53,182; Aurora Micro Systems, 86,703; Auto Carpark Controls Ltd., 158,845; Avant Imaging and Information Management, 130,146; Avenor Inc., 2,646,169; Avery Construction Limited, 113,635; Aviall, 153,942; Aviation Commercial Aviation, 52,657; Ayerst Veterinary Laboratories, 1,542,069;

B C Contracting, 57,143; B J Halow and Son Contractors Ltd., 64,524; Babbco Office Services Ltd., 133,057; Barbara Merchant, 76,398; Barenco, 175,722; Bearskin Lake Air Service Ltd., 220,253; Beatrice Food Products, 61,776; Beaver Lumber Company Limited, 128,916; Belanger Enterprises Ltd., 53,310; Belanger Lincoln Mercury Sales Ltd., 57,173; Bell Canada, 3,013,384; Bell Mobility Radio Inc., 57,863; Bighorn Aviation Inc., 116,952; Bioforest Technologies Inc., 363,151; Blue Mountain Power Line Construction Ltd., 67,944; Bluewater Parklands Management Inc., 296,967; Bombardier Inc., 840,567; Boreal Ecosystem Science Co-Operative, 94,470; Bosanquet, Town Of, 50,948; Branching Out Forest Contractors, 434,185; Brant Office Supply Ltd., 88,491; Brautigam, Morison And Associates Inc., 402,785; Brian Hayton Electric Ltd., 106,555; Bridgemark Aerospace Ltd., 132,221; Brinkman and Assoc. Forest Renewal Centre Inc., 477,046; Broadfoot Consulting, 53,228; Bruce D. Binch C.A., 75,787; Buchanan Forest Products Ltd., 1,674,083; Buckley Creative, 73,452; Bulwark Protective Apparel Inc., 111,220; Burlington Hydro-Electric Commission, 50,884;

C A Sellers Cleaning Service Ltd., 154,666; Cambrian Ford Sales (1975) Ltd., 218,683; Campbell Helicopters Limited, 1,137,521; Canada Post Corporation, 217,092; Canada Safeway Limited, 51,289; Canadian Airlines International, 66,060; Canadian Business Solutions, 260,940; Canadian Helicopters Limited, 552,343; Canadian Hydrogardens Ltd., 69,775; Canadian Institute Of Forestry, 55,605; Canadian Territorial Helicopters Inc., 503,594; Canadian Tire Corp., 197,114; Canadian Waste Services Inc., 56,484; Canesbco Subscription Services Ltd., 118,216; Cansel Survey Equipment (Canada) Ltd., 95,566; Cantel Inc., 268,584; Cashway Building Centre, 61,207; Centra Gas Ontario Inc., 101,306; Central Welding and Iron Works, 222,749; Champlain Air Surveys Ltd., 271,913; Chapleau Forest Products Limited, 149,832; Chapleau Weigh Scales Committee, 99,498; Chemonics Industries (Canada) Ltd., 502,950; Chris Stone, 89,982; Chryxus Corporation, 91,101; Clarm-Aire Ltd., 184,949; Client Server Management Inc., 367,729; Cliffe Printing (1979) Limited, 235,399; Clow Darling Ltd., 68,241; Cochrane Public Utilities Commission, 126,401; Colour Prints, 57,323; Commerce Management Group, 50,568; Compugen Systems

## MINISTRY OF NATURAL RESOURCES — Continued

Ltd., 162,849; Concord Prefab. Inc., 62,953; Constance Lake First Nation, 83,730; Continental Helicopters, 249,295; Conversion Integration and Management Services, 99,204; Cornell University, 125,000; Costas Food Market, 114,551; Crain-Drummond Inc., 115,795; Custom Helicopters Ltd., 452,002;

D and R Electronics Co. Ltd., 79,537; Daedalian Systems Group Inc., 456,533; Dale Intermediaries Ltd., 260,024; Daneff's Food Market, 127,284; Darlington Wiring and Plumbing Ltd., 62,268; Datafile, 204,489; Dave Burt General Contractor Ltd., 130,500; Dave McKay Construction, 1,431,629; Deca Aviation Engineering Ltd., 170,422; Delcan Corporation, 72,388; Delta Helicopters Ltd., 1,388,192; Dendron Resource Surveys Ltd., 50,000; Denis Gratton Transport Ltd., 74,560; Derosé Grocery, 186,990; Devlin Timber Company (1992) Limited, 59,136; DGF and Associates, 91,286; Digital Equipment Of Canada Ltd., 3,129,716; Digital Integrated Geographic Services, 53,594; Doane Raymond Limited, 223,103; Domtar Inc., 653,425; Don James and Sons Excavating Ltd., 336,800; Donohue Skidding Contractors, 50,550; Double M and M Inc., 102,046; Doug Huber Fisheries, 70,871; Dryden, The Corporation Of The Town Of, 109,410; Ducks Unlimited Canada, 75,000; Dye and Durham Co. Ltd., 50,340;

E.B. Eddy Forest Products Ltd., 73,501; EMO Sales And Service, 369,084; E. R. Broughton Associates Ltd., 87,238; ESI (Sir Sandford Fleming College), 378,850; ESRI Canada Ltd., 2,044,822; Eastern Ontario Model Forest, 62,971; Ecologic Forestry Consulting, 60,000; Ecological Services For Planning Ltd., 217,470; Economy Supermarket, 53,371; Edmonstone Fisheries Ltd., 209,759; Elk Lake Community Forest, 597,046; Enviro-Tex Products Inc., 76,636; Epanair Inc., 119,504; Equipment World Inc., 60,871; Eric Pauze Construction Limited, 87,242; Ernst and Young Inc., 86,632; Essa Technologies Ltd., 76,659; Estlin Air Services Ltd., 88,915; Eurocopter Canada Ltd., 113,607;

F. H. Schaedlich Consulting, 77,000; F. J. Reinders And Associates, 52,064; Federated Co-Operatives Ltd., 51,386; Federation Of Ontario Naturalists, 57,243; First Quality Office Repairs Inc., 62,546; Flightsafety Canada Ltd., 125,276; Flightsafety International, 61,492; Flying Colours Corp., 73,224; FMR Systems, 179,191; Forest Engineering Research Institute Of Canada, 85,000; Forest Gene Conservation Association, 100,957; Frontier Helicopters Ltd., 515,438; Frontier Security Service, 52,407; Futuretek Computers, 65,660;

GE Capital Fleet Services, 330,263; GE Capital Technology Services Inc., 701,219; Gateway Helicopters Ltd., 76,550; Geertsma Construction Ltd., 1,234,808; General Airspray Limited, 79,273; Geopraxis Inc., 66,286; George O Hill Supply Ltd., 51,181; Georgian Pontiac Buick GMC Inc., 66,624; Geotec Contracting Ltd., 147,265; Gervais Forest Products Ltd., 180,592; Gilbertson Enterprises, 155,317; Gilkon Construction Limited, 121,089; Glamorgan, Town Of, 90,000; Goodyear Canada Inc., 51,012; Goulard Lumber (1971) Ltd., 70,719; Gouvernement Du Quebec, 62,173; Government Of The Northwest Territories, 271,321; Grand and Toy, 280,833; Grand River Conservation Authority, 115,571; Grant Forest Products, 337,603; Grassy Narrows First Nation, 50,000; Great Lakes Power Ltd., 50,827; Great Slave Helicopters Ltd., 384,692; Great West Timber Limited, 115,863; Green Airways Ltd., 53,164; Guays Garage Limited, 110,578; Guillevin International Inc., 57,964;

H.R. Fabris Industries Ltd., 95,650; Hannivan Homes Ltd., 91,593; Harold Phillips Trucking, 152,594; Haveman Bros. Forest Ltd., 70,834; Hearst Forest Management Inc., 141,750; Heli-North Aviation Inc., 756,391; Helly-Hansen Canada Limited, 52,668; Herchaks Service, 57,607; Hicks and Lawrence Ltd., 965,762; Highland Helicopters Ltd., 431,129; Hilton Consulting Group, 110,031; Holiday Inn, 95,093; Hotchkiss Forestry Enterprises, 58,039; Huisson Aviation (1989) Limited, 609,447; Hurontario Telephones Limited, 80,056; Husky Oil Marketing Company, 65,517; Hutton Communications Of Canada Inc., 309,240;

ICG Propane Inc., 162,000; ITS Liquintrol Canada, 60,419; The Ideal Printing Company Ltd., 194,813; Ignace Airways (1996) Limited, 80,396; Imperial Oil Ltd., 2,754,651; Independent Forest Auditors, 106,670; Inland Sea Products, 491,792; Intercity Ford Sales Limited, 357,210; Iota Information Management Ltd., 133,615; Islington Band Logging Co., 156,366;

JAM Development/883207 Ontario Limited, 57,422; J I Enterprises, 122,990; J N Construction Ltd., 1,044,197; Jacques Whitford Environment Limited, 52,050; Jamesview Builders and Electrical, 222,154; Jean Parent Transport Ltd.,



## MINISTRY OF NATURAL RESOURCES — Continued

87,908; Jim Nichols Trucking Limited, 73,528; Johnnys Foodmarket, 83,124; Jon Soucy, 99,531; Jones Direct Mail Services Ltd., 181,391;

KBM Forestry Consultants, 157,847; K J Beamish Construction Co. Limited, 60,761; KPMG, 65,600; Keith R. Thompson Limited, 61,112; Kenaidan Contracting Ltd., 113,954; Kiashke River Native Development Inc., 80,051; Kimberly Clark Forest Products Inc., 733,656; Kodak Canada Inc., 150,999; Kulson Kontracting and Management Inc., 240,700;

LBMS Inc., 215,470; L S Silviculture Contracting Inc., 121,888; Lac La Croix First Nation, 973,616; Lacroix Construction Co., 73,465; Lafleur Gardens Limited, 80,267; Lafreni-Air, 120,697; Lahaie Lumber Limited, 122,948; Lake Erie Fish Packers and Processors Association, 237,419; Lake Nipigon West Zonal Tree Improvement Association, 58,200; Lake Superior First Nations Development Trust, 615,127; Lakehead University, 321,353; Lakeway Truck Centre Ltd., 62,956; Lancaster Datamark Inc., 88,174; Laurentian University, 448,458; Learning Tree International Inc., 132,296; Leo Alarie and Sons Limited, 85,932; Leroy Construction Equipment Rental, 186,481; Linnet Geomatics International Inc., 80,000; Logicsys Inc., 254,305; Long Point Bird Observatory, 147,000; Looby Builders (Dublin) Limited, 963,887; Lotek Engineering Inc., 169,681; Lowerys Ltd., 50,154; Lyons Utilities, 124,411;

M Intersection Limited, 92,530; MFP Technology Services Ltd., 6,591,113; M J Labelle Co. Ltd., 116,799; M M Dillon Limited, 77,695; M R Byrne and Associates, 88,209; M R Wright and Assoc, 130,938; MTM Restoration And Construction, 115,889; Magnatawan Pioneer Association, 53,523; Malette Inc., 352,026; Malette United, 143,082; Manifest Communications Inc., 100,003; Manitoulin Transport Inc., 205,246; Maple Ridge Aggregates Limited, 56,728; Marathon Road Maintenance Equipment, 136,397; Marcri Logging Inc., 105,891; Marshall, Macklin, Monaghan Limited Ontario, 124,427; Martin Mills Inc., 221,088; Mattagami Region Conservation Authority, 67,343; McCann Computer Systems Ltd., 92,643; McKay Mechanical Electrical, 54,125; McLaren Press, 295,898; McLay Marine Enterprises Ltd., 312,418; McMaster University, 57,844; McWilliams Moving and Storage, 173,988; Media Buying Services Limited, 182,167; Mercedes Textiles Ltd., 553,520; Mert's Enterprises, 456,911; Metropolitan Toronto and Region Conservation Authority, The, 137,840; Mettler-Toledo Inc., 236,048; Michelin North America (Canada) Inc., 51,898; Microage Computer Stores, 75,254; Midwest Helicopters Ltd., 344,072; Milani Outdoor Fabric Inc., 67,235; Milano Trailers, 431,095; Minister of Finance of Alberta, 1,501,452; Minister of Finance of Manitoba, 132,122; Ministries: Attorney General, 1,731,467; Finance, 140,714; Labour, 64,801; Management Board Secretariat, 9,933,812; Northern Development And Mines, 220,089; Solicitor General And Correctional Services, 363,348; Transportation, 1,065,284; Mitig Forestry Services Ltd., 311,838; Mobility Canada, 246,358; Mohawk College Applied Arts and Technology, 110,702; Moira River Conservation Authority, 71,826; Monsanto Canada Inc., 776,084; Moon-Matz Ltd., 97,953; Moose Band Development Corporation, 130,148; Motorola Canada Limited, 202,520; Murdoch Group Inc., 116,587; Murray Bros. Lumber Company Limited, 154,712; Muskoka Containerized Services Ltd., 89,260;

Nakina Outpost Camps and Airservice Ltd., 133,622; National Helicopters Inc., 364,144; National Information Systems Inc., 121,457; Nature Conservancy Of Canada, 420,000; New North Fuels Inc., 62,846; Newcal Aviation Inc., 56,920; Niblett Environmental Associates, 77,501; Niedner Limited, 50,520; Nishnawbe-Aski Nation, 169,183; North Central Helicopters Ltd., 114,061; North Shore Air, 1,400,410; North Star Computer Ltd., 54,296; The North West Company Inc., 116,603; Northern Bioscience Ecological Consulting, 136,777; Northern Mountain Helicopter, 762,682; Northern Telephone Limited, 458,548; Northway Map Technology Limited, 1,002,704; Nortuk Contracting Ltd., 314,354; Nunasi Helicopters Inc., 54,150;

OE Inc., 78,587; Oakville Hydro-Electric Commission, 92,529; Ontario Federation Of Anglers And Hunters, 763,773; Ontario Fish Producers Association, 138,080; Ontario Forestry Association, 127,155; Ontario Fur Managers Federation, 80,000; Ontario Hydro, 2,176,619; Ontario Northland Telecommunications, 138,630; Ontario Realty Corporation, 153,404; Ontario Resource Management Group, 91,012; Ontario Streams, 59,800; Ontario Tree Improvement Board, 122,000; Oracle Corporation Canada Inc., 225,033; Outboard Marine Corporation Of Canada Ltd., 98,121; Outland New Forest, 74,771;

P H Armstrong Motors Limited, 126,032; PRT Alberta Inc., 175,795; Pacific Western Helicopters, 66,917; Pay-Ford Steel

## MINISTRY OF NATURAL RESOURCES — Continued

Inc., 62,421; Peace Helicopters Limited, 764,110; Peawanuck Petroleum, 89,643; Petro Canada Products, 576,134; Pfaff Electric Ltd., 91,844; Phercon Consulting Inc., 215,053; Pilon Fisheries Ltd., 198,959; Pineland Forest Nursery, 220,869; Pitney Bowes Leasing, 333,951; Polar General Contractor, 54,622; Porcupine Forestry Prospects, 132,227; Postage By Phone, 275,331; Praxis Research Associates, 60,176; Precision Engines Corporation, 267,994; Precision Helicopters Inc., 71,755; Price Waterhouse, 233,714; Pro Forest Nursery, 369,840; Public Utilities Commission Sault Ste. Marie, 60,522; Purolator Courier Ltd., 370,453;

QSP Geographics, 115,550; Queen's University, 132,376;

R Fryer Forest Products Ltd., 181,925; R. Sommers Construction, 185,838; R and B Cormier Enterprises, 108,620; R J McBride, 105,910; RM Teaching Consultants, 79,310; R.W. Beecher, 983,312; Raney Fisheries, 154,869; Receiver General For Canada, 1,827,620; Reed Stenhouse Limited, 204,544; Reeds Forestry Services, 58,195; Relational Solutions Inc., 233,230; Remote Helicopters Ltd., 457,954; Remsoft Inc., 106,000; Renaissance Reforestation, 149,932; Retirement Counsel Of Canada, 102,600; Reybold Reforestation Inc., 257,623; Ricoh Canada Inc., 55,691; Rideau Valley Conservation Authority, 58,522; Rite-Way Electric, 54,075; River Lake Timber (1991) Ltd., 64,792; Robert G. Johnston, 128,913; Robert L. Mitton, 63,884; Royal Bank Of Canada, 346,962; Ryken Helicopters, 195,229; Rynel Ltd., 79,466;

Saari Contracting Ltd., 153,161; Sacs Industriels Inc., 58,727; St. Clair Region Conservation Authority, 53,315; Samaritan Air Service Ltd., 109,567; Sault College Of Applied Arts And Technology, 140,493; Scott National, 109,071; Searchmont Resort, 74,719; Security Card Systems Inc., 335,245; Serca Food Service Inc., 238,959; Servicemaster Of Barrie/Orillia Jms, 68,193; Shaw Lumber, 127,994; Shel/Don Reproduction Centre Ltd., 78,041; Shell Canada Products Limited, 2,049,583; Sheridan Custom Installations Limited, 72,075; Shuniah Forest Products, 203,175; Shuswap Silvics, 53,474; Silviculture Services Limited, 87,128; Skene Transfer and Supply, 97,040; Skookum Bay Logging Ltd., 86,849; Sky Services Ltd., 152,054; Skyservice F.B.O. Inc., 107,395; Skytech Aviation Ltd., 291,659; Smith Miller and Associates Ltd., 50,000; Snider Forest Products, 89,016; Somerville National Leasing and Rentals Ltd., 389,535; Southampton Fish Company, 473,179; Spatial Knowledge Engineering (SKE) Inc., 368,821; Specialty Services Agency, 108,678; Spectranalysis Inc., 73,380; Stan Bates Company Ltd., 332,401; Standard Aero Limited, 906,815; Standard Ag Helicopter Inc., 66,360; Steven Blair Contracting, 61,394; Stone-Consolidated Corporation, 212,757; Stratton Equipment Sales And Service, 75,101; Struct-Con Construction Ltd., 85,644; Studio Film and Concert Catering, 178,015; Sturgeon Falls Brush Spraying and Cutting Ltd., 164,406; Sturgeon Timber Ltd., 138,321; Sunoco Inc., 53,365; Superior Helicopters Canada Inc., 162,966; Superior Propane Inc., 365,663; Superior Safety Inc., 54,539; Supermarine Aircraft Inc., 156,330; Swish Maintenance Ltd., 79,690;

THM Multimedia Consulting Inc., 50,000; T W Judson and Son Ltd., 124,896; Taiga Air Services Ltd., 63,375; Taiga Resource Management, 119,947; Tasman Helicopters Ltd., 408,666; Technipaint Inc., 113,792; Temagami First Nation, 60,677; Tembec Forest Products Inc., 403,902; Terra Surveys Limited, 1,865,834; Terry and Linda Sundry Enterprises, 156,114; Terry Noble, 69,475; Thunder Airlines Limited, 143,336; Thunder Bay, The Corporation Of The City Of, 242,184; Thunder Bay 2002, 220,362; Thunder Bay Security, 52,018; Thunderhouse Forest Services, 73,277; Tilden Rent A Car, 91,536; Timiskaming Forest Alliance Inc., 368,419; Timm Enterprises Ltd., 86,597; Tom McDonald Fuels Ltd., 60,355; Tomahawk Live Trap Co., 66,342; Toronto Airport Hilton, 58,150; Toronto Dominion Bank, 136,605; Toshiba Of Canada Ltd., 118,004; Totten Sims Hubicki Associates, 344,907; Trans Capital Air, 377,482; Transworld Paper Limited, 73,101; Treeline Reforestation, 596,289; Trent University, 334,473; Trow Consulting Engineers, 98,485; Tundra Helicopters Ltd., 279,191;

USDA Forest Service, 209,188; Ultramar Canada Inc., 414,639; Union Of Ontario Indians, 110,578; Unisource Canada Inc., 99,851; United Repair Service, 130,180; United Van Lines (Canada) Ltd., 57,647; University Of Guelph, 784,360; University Of Toronto, 120,830; University Of Waterloo, 79,989; Usan Aviation Sales Ltd., 122,442; Utility Line Clearing and Maintenance Ltd., 147,949;

Vancouver Island Helicopters Ltd., 323,256; Vaughan Hydro-Electric Commission, 107,661; Venture Helicopters (MKC) Inc., 603,071; Villeneuve Construction Co. Ltd., 141,896; Visual Systems Development Group, 190,848; Voyageur Airways, 491,964;



## MINISTRY OF NATURAL RESOURCES — Continued

WCG Decity Systems Inc., 288,867; W E Bailey Custom Carpentry, 92,431; W S Morgan Construction Ltd., 370,388; Wabaseemoong Independent Nations, 73,474; Wainman and Kydd, 122,311; Wal-Mart, 77,038; Walsten Air Service, 89,250; Warwick Equipment Ltd., 63,261; Wasaya Airways Limited, 301,511; Weatherill Electric Ltd., 89,757; Webb's Greenhouses, 119,872; Webster-Cordell Group Ltd., 217,901; Wemp and Smith Construction, 248,000; Westburne, 53,410; Westfort Esso Service, 85,291; Westjet, 50,125; Whitefish Lake First Nation, 157,874; Wikwemikong Development Commission, 917,508; Wikwemikong Unceded Reserve, 67,000; Wilderness Air, 71,239; Wilderness Helicopters Ltd., 53,378; Wilderness Reforestation, 306,425; Wildfire Fire Equipment Inc., 1,399,543; Wildfire Management Systems Inc., 96,575; Wildlife Habitat Canada, 150,000; William Day Construction Limited, 222,038; William Lankinen, 60,504; Wills Transfer Limited, 123,108; Wilson's Stationery and Office Equipment, 149,780; Winston Motor Hotel Ltd., 71,222; Wipaire Inc., 852,112; Wood Panel Bureau, 97,058; Woodland Tractor Inc., 68,924; Worker's Co-Op Of Consumer Ltd., 64,162; World Famous Sales Of Canada, 51,463;

Xerox Canada Ltd., 903,485;

YMCA Canada Geneva Park, 52,439; Yellowhead Helicopters Ltd., 419,669;

Zimmer Air Services Inc., 70,587;

4D Computer Services, 188,352; 116209 Ontario Ltd., 83,451; 786280 Ontario Limited, 308,360; 953726; N.W.T., Ltd., 85,000; 3077225 Canada Inc., 100,289 Other Accounts Under \$50,000—68,995,838.

Less: Recoveries From Other Ministries (\$15,788,479):

Education and Training, 7,943,068; Environment and Energy, 179,536; Finance, 757,587; Management Board Secretariat, 3,641,512; Northern Development and Mines, 2,857,675; Accounts under \$50,000—406,101.

Recoveries From Special Purpose Accounts including Forest Renewal Trust; Forestry Futures Trust; Fish and Wildlife Program and Ontario Parks - *Provincial Parks*, (\$93,057,279).

Grants, Subsidies, etc. (\$30,562,087):

Annuities and Bonuses to Indians under Treaty No. 9 (\$165,175):

Receiver General for Canada, 165,175.

Conservation Authorities (\$20,233,408):

Ausable-Bayfield, 373,079; Cataraqui Region, 339,771; Catfish Creek, 174,285 Central Lake Ontario, 343,246; Credit Valley, 526,762; Crowe Valley, 146,707; Essex Region, 342,949; Ganaraska Region, 363,801; Grand River, 1,678,812; Grey Sauble, 527,816; Halton Region, 719,070; Hamilton Region, 659,574; Kawartha Region, 177,772; Kettle Creek, 159,688; Lake Simcoe Region, 476,906; Lakehead Region, 278,810; Long Point Region, 296,202; Lower Thames Valley, 380,784; Lower Trent Region, 204,255; Maitland Valley, 346,234; Mattagami Region, 241,361; Metropolitan Toronto And Region, 4,495,439 Mississippi Valley, 289,708; Moira River, 287,445; Napanee Region, 176,621; Niagara Peninsula, 437,212; Nickel District, 265,840; North Bay-Mattawa, 626,402; Nottawasaga Valley, 593,927; Otonabee Region, 299,623; Prince Edward Region, 132,337; Raisin Region, 1,353,967; Rideau Valley, 383,810; St. Clair Region, 411,341; Saugeen Valley, 576,316; Sault Ste. Marie Region, 199,866; South Nation River, 271,811; Upper Thames River, 673,859.

Conservation Land Tax Rebate (\$3,021,953):

Accounts under \$120,000—3,021,953.

Environmental Youth Corp. (\$3,109,111):

University of Guelph, 146,278; Accounts under \$120,000—2,962,833.

Managed Forest Tax Rebates (\$3,474,164):

Accounts under \$120,000—3,474,164.

## MINISTRY OF NATURAL RESOURCES — Concluded

Summer Experience (\$515,699):

Accounts under \$120,000—515,699.

Other Grants and Subsidies (\$42,577):

Accounts under \$120,000—42,577.

Total Other Payments ..... 215,755,169

Statutory (\$27,654)

Minister's Salary (\$16,499)

Hon. Chris Hodgson ..... April 1, 1996 to March 31, 1997 ..... 16,499

Parliamentary Assistant's Salary (\$11,155)

Frank Klees ..... April 1, 1996 to March 31, 1997 ..... 11,155

## Summary of Expenditure


Voted

Salaries and Wages .....	229,676,370
Employee Benefits .....	46,518,533
Travelling Expenses .....	20,093,680
Other Payments .....	251,491,066
Recoveries .....	<u>(108,845,757)</u>

438,933,892

Statutory ..... 27,654Total Expenditure, Ministry of Natural Resources ..... \$438,961,546





## MINISTRY OF NORTHERN DEVELOPMENT AND MINES

Hon. Chris Hodgson, Minister

## DETAILS OF EXPENDITURE

## Voted

## Salaries and Wages (\$23,386,029)

Temporary Help (27,100):

Accounts under \$50,000—27,100.

## Employee Benefits (\$4,539,616)

Payments for: Canada Pension Plan, 433,036; Dental Plan, 291,349; Employer Health Tax, 435,096; Employment Insurance, 712,099; Long Term Income Protection Plan, 315,807; Public Service Pension Fund, 387,661; Supplementary Health and Hospital Plan, 339,849; Accounts under \$50,000—47,524.

Other Benefits: Maternity Leave Allowances, 111,177; Severance Pay, 1,296,774; Accounts under \$50,000—21,236.

Workers' Compensation Board, 148,008.

## Travelling Expenses (1,375,227)

Hon. C. Hodgson, 19,109; B. Murdoch 4,548; D. Obonsawin, 23,870; D. Ashbee, 12,186; C. Baker, 19,380; J. Bangs, 10,712; M. Couse, 10,034; W.R. Cowan, 17,777; B. Devolin, 12,826; S. Everett, 12,495; B. W. Foster, 12,713; J.B. Gammon, 28,417; R.C. Gashinski, 19,572; E. Harding, 20,031; D.G. Ignacy, 16,749; J. Kerr, 13,224; D. Kochanowski, 11,392; A. Lalonde, 10,234; R. Latulippe, 13,847; D. Little, 18,204; A. Malo, 13,795; T. Marcolini, 10,498; J.D. McClure, 41,172; C. McDonald, 33,607; D.E. Moorhouse, 12,508; E. Nabigon, 15,199; H. Newsome, 18,498; G. Ormerod, 11,510; L. Owsjacki, 12,863; R.R. Poulin, 35,140; R. St-Louis, 14,820; R.C. Sawchuk, 25,594; D. Shaw, 13,338; M. Spiro, 16,787; D. Stone, 12,249; P. Thurston, 10,566; R. Wraight, 11,420; Total Accounts under \$10,000—758,343.

## Other Payments (\$302,789,862)

Materials, Supplies, etc. (\$153,224,776):

Activation Laboratories Ltd., 67,594; ATandT Canada, 336,966; Bell Canada, 100,125; Cognos Incorporated, 82,997; Compugen Systems, 252,889; DST Consulting Engineers Inc., 126,397; Electronic Document Imaging Technologies Inc., 115,401; Englehard Canada Limited, 79,413; GE Capital Fleet Services, 240,000; Geomatics International Inc., 172,031; Grey Contracting 1009862 Ontario Inc., 79,673; Hypertec Systems Inc., 825,415; Intergraph Canada Ltd., 127,102; Laurentian University, 229,945; Mamow Community Services Corporation, 795,706; Media Buying Services Ltd., 50,668; MFP Technology Services Ltd., 1,138,687; Mindecom Industrial Construction, 87,973; Ministries: Attorney General, 415,661; Management Board Secretariat, 943,919; Natural Resources, 3,405,199; Transportation, 139,959,286; Monenco Inc., 969,244; M.H. Media Monitoring Limited, 57,179; Noranda Exploration Co. Ltd., 60,000; Nortemp Staffing Services Inc., 89,769; Northern Telephone Limited, 76,770; Ogilvie, Ogilvie and Company, 75,233; Ontario Northland Telecommunications, 212,161; Oracle Corporation Canada Ltd., 63,028; Overburden Drilling Management Limited, 55,892; Paterson Grant and Watson Ltd., 306,809; Pitney Bowes Canada Ltd., 93,175; Productivity Point International, 105,165; Purolator Courier Ltd., 55,594; Receiver General for Canada, 136,640; Royal Ontario Museum, 83,000; Shibogama First Nations Council, 95,010; Signature Group Inc., 61,398; Unitel, 338,609; Xerox Canada Ltd., 94,524; 50 Carleton and Associates, 54,991; Accounts under \$50,000—3,649,502.



## MINISTRY OF NORTHERN DEVELOPMENT AND MINES — Continued

Less: Recoveries from Other Ministries/Agencies (\$3,141,964):

Finance, 2,340,000; Ontario Native Affairs Secretariat, 801,964.

Grants, Subsidies, etc. (\$149,565,086):

Atikokan, Township of, 278,715; Big Island First Nation, 137,471; Big Trout Lake First Nation, 136,750; Black River-Matheson, Township of, 149,664; Blind River, Town of, 230,285; Bonfield Township of, 245,347; Canadian Association for Mining Equipment and Services for Export, 118,000; Capreol, Township of, 141,462; Carnarvon, Township of, 166,063; Cat Lake First Nation, 138,348; Chapleau, Township of, 273,718; Constance Lake First Nation, 250,000; Cosby Mason and Martland, Township of, 200,411; Deer Lake First Nation, 651,000; Dryden Town of, 1,330,199; Ear Falls Township of, 168,298; Elliot Lake, Town of, 526,340; Emo, Township of, 130,532; Espanola, Town of, 874,523; Foley, Township of, 268,556; Forintek Canada Corp., 178,200; Fort Albany First Nation, 600,000; Fort Frances, Town of, 2,072,613; Fort Severn First Nation, 302,680; ; Golden, Township of, 218,812; Hagar, Township of, 300,218; Haileybury, Town of, 546,617; Hearst, Town of, 239,946; Iroquois Falls, Town of, 170,913; Kapuskasing, Town of, 163,135; Kashechewan First Nation, 1,652,400; Kenora, Town of, 426,817; Kingfisher Lake First Nation, 150,325; Kirkland Lake, Town of, 551,504; Little Current, Town of, 148,104; MacDonald Meredith and Aberdeen Additional Townships of, 550,961; Madsen Local Services Board, 127,373; Mamow Community Services Corporation, 1,169,514; Manitouwadge, Township of, 330,919; Marathon, Town of, 146,821; Matawa Project Management, 428,500; Michipicoten, Township of, 439,315; Ministries: Community and Social Services, 133,649; Health, 956,521; Transportation, 690,487; Mishkeegogamang First Nation, 143,695; Moonbeam, Township of, 223,601; New Liskeard, Town of, 123,811; New Slate Falls First Nation, 145,500; Nibinamik First Nation, 600,000; North Bay, City of, 1,197,358; North Caribou Lake First Nation, 633,199; North Spirit Lake First Nation, 177,800; Northern Centre for Advanced Technology Inc., 1,375,000; Northern Ontario Heritage Fund, 95,000,000; Ontario Northland Transportation Commission, 8,181,352; Parry Sound, Town of, 359,733; Pasico Development Corporation, 178,400; Pikangikum First Nation, 242,600; Rainy River First Nation, 480,279; Red Lake, Township of, 507,348; Sachigo Lake First Nation, 493,477; St Joseph, Township of, 189,349; Sandy Lake First Nation, 1,133,508; Sault Ste. Marie, City of, 2,794,449; Seine River First Nation, 130,959; Shibogama First Nations Council, 273,935; Shuniah, Township of, 224,126; Sturgeon Falls, Town of, 414,319; Sudbury Regional Municipality of, 5,159,418; Sudbury, City of, 2,053,224; Temagami Township of, 179,000; Terrace Bay, Township of, 124,034; Thunder Bay, City of, 6,782,760; Timmins, City of, 2,119,447; Valley East, Town of, 290,654; Wapekeka First Nation, 411,475; White River, Township of, 122,748; Windigo First Nations' Council, 353,178; Accounts under \$120,000—10,722,529.

Less: Recoveries from Other Ministries/Agencies (\$13,089,206):

Citizenship, Culture and Recreation, 132,600; Economic Development and Trade, 5,118,310; Natural Resources, 144,550; Ontario Native Affairs Secretariat, 7,399,372; Office Responsible for Women's Issues, 244,374; Accounts under \$120,000—50,000.

Total Other Payments ..... 302,789,862

**Statutory (\$27,654)**

**Minister's Salary (\$16,499)**

Hon.C. Hodgson. .... April 1, 1996 to March 31, 1997 ..... 16,499

**Parliamentary Assistant's Salary (\$11,155)**

B. Murdoch. .... April 1, 1996 to March 31, 1997 ..... 11,155

## MINISTRY OF NORTHERN DEVELOPMENT AND MINES — Concluded

## Summary of Expenditure

Voted


Salaries and Wages .....	23,386,029
Employee Benefits .....	4,539,616
Travelling Expenses .....	1,375,227
Other Payments .....	<u>302,789,862</u>

332,090,734

statutory ..... 27,654

Total Expenditure, Ministry of Northern Development and Mines ..... \$332,118,388





## OMBUDSMAN ONTARIO

Roberta Jamieson, Ombudsman

## DETAILS OF EXPENDITURE

## Voted

## Salaries and Wages (\$4,623,035)

Temporary Help Services (\$6,129):  
Accounts under \$50,000—6,129.

## Employee Benefits (\$1,175,987)

Payments for: Canada Pension Plan, 86,210; Dental Plan, 65,725; Employer Health Tax, 91,050; Employment Insurance, 141,510; Ontario Public Service Employees' Union Pension Fund/Public Service Pension Fund, 108,409; Supplementary Health and Hospital Plan, 59,146; Accounts under \$50,000—48,611.

Other Benefits: Maternity/Parental/Adoption Leave Allowances, 51,489; Severance Pay, 518,784; Accounts under \$50,000—4,671.

Workers' Compensation Board, 382.

## Travelling Expenses (\$135,456)

Roberta Jamieson, 25,603; L. Corbeil, 16,928; F. Crean, 10,537; Accounts under \$10,000—82,388.

## Other Payments (\$2,511,473)

Materials, Supplies, etc. (\$2,511,473):

Bayshore Leasing Corp., 51,356; Bell Canada, 191,200; Commcorp Financial Services, 172,373; EST Computer Products Inc., 59,397; Knowledge Alliance, 60,160; Victoria University, 1,018,199; Accounts under \$50,000—877,377.

Payments to Other Ministries (\$81,411):

Management Board Secretariat, 81,411.

Total Other Payments ..... 2,511,473

## Summary of Expenditure

## Voted

Salaries and Wages .....	4,623,035
Employee Benefits .....	1,175,987
Travelling Expenses .....	135,456
Other Payments .....	2,511,473

Total Expenditure, Ombudsman Ontario ..... \$8,445,951





## OFFICE OF THE PREMIER

Hon. Michael Harris , Premier and President of the Executive Council

## DETAILS OF EXPENDITURE

## Voted

## Salaries and Wages (\$1,948,830)

Temporary Help Services (\$52,314):

Accounts under \$50,000—52,314.

Payments to Other Ministries (\$34,434):

Accounts under \$50,000—34,434.

Less: Recoveries from Other Ministries (\$96,408):

Cabinet Office, 96,408; Accounts under \$50,000—nil.

## Employee Benefits (\$304,606)

Payments for: Employment Insurance, 56,586; Ontario Public Service Employees' Union Pension Fund/Public Service Pension Fund, 108,239; Accounts under \$50,000—136,955.

Other Benefits: 10,727.

Payments to Other Ministries (\$6,560):

Accounts under \$50,000—6,560.

Less: Recoveries from Other Ministries (\$14,461):

Accounts under \$50,000—14,461.

## Travelling Expenses (\$35,381)

Hon. M. Harris, 2,041; D. Lindsay, 1,660; J. Munro, 110; T. Clement, 119; Accounts under \$10,000—31,451.

## Other Payments (\$248,598)

Materials, Supplies, etc. (\$248,598):

Accounts under \$50,000—173,743.

Payments to other Ministries (\$75,052).

Management Board Secretariat , 72,754; Accounts under \$50,000—2,298.

Less: Recoveries from Other Ministries (\$197).

Accounts under \$50,000—197.

Total Other Payments . . . . . 248,598



## OFFICE OF THE PREMIER — Concluded

## Statutory (\$73,015)

## Minister's Salary (\$61,860)

Hon. Michael Harris ..... April 1, 1996 to March 31, 1997 ..... 61,860

## Parliamentary Assistants' Salary (\$11,155)

Julia Munro ..... April 1, 1996 to January 7, 1997 ..... 8,618

Tony Clement ..... January 8, 1997 to March 31, 1997 ..... 2,537

## Summary of Expenditure

## Voted

Salaries and Wages .....	1,948,830
Employee Benefits .....	304,606
Travelling Expenses .....	35,381
Other Payments .....	<u>248,598</u>

2,537,415

Statutory .....	<u>73,015</u>
-----------------	---------------

Total Expenditure, Office of the Premier .....	<u><u>\$2,610,430</u></u>
--	---------------------------

## OFFICE OF THE PROVINCIAL AUDITOR

Erik Peters, Provincial Auditor

## DETAILS OF EXPENDITURE

## Voted

## Salaries and Wages (\$4,499,815)

Temporary Help Services (\$1,999):  
 Accounts under \$50,000—1,999.

## Employee Benefits (\$679,845)

Payments for: Canada Pension Plan, 74,424; Dental Plan, 53,126; Employer Health Tax, 90,577; Employment Insurance, 134,595; Ontario Public Service Employees' Union Pension Fund/Public Service Pension Fund, 162,892; Accounts under \$50,000—93,257.

Other Benefits: Accounts under \$ 50,000—70,974.

## Travelling Expenses (\$88,337)

Erik Peters, 1,861; Accounts under \$10,000—86,476.

## Other Payments (\$1,615,969)

Materials, Supplies, etc. (\$1,565,969):

Atrium Management Inc., 640,268; BDO Dunwoody Chartered Accountants, 138,525; CIBC Development Corporation, 212,398; Coopers and Lybrand Chartered Accountants, 75,000; INMAC Inc., 62,525; Accounts under \$50,000—437,253.

Grants, Subsidies, etc. (\$50,000):

Accounts under \$120,000—50,000.

Total Other Payments ..... 1,615,969

## Statutory (\$138,277)

The Audit Act ..... 138,277



## OFFICE OF THE PROVINCIAL AUDITOR — Concluded

## Summary of Expenditure

## Voted

Salaries and Wages .....	4,499,815
Employee Benefits .....	679,845
Travelling Expenses .....	88,337
Other Payments .....	<u>1,615,969</u>

	6,883,966
Statutory .....	<u>138,277</u>
Total Expenditure, Office of the Provincial Auditor .....	<u><u>\$7,022,243</u></u>

## MINISTRY OF THE SOLICITOR GENERAL AND CORRECTIONAL SERVICES

Hon. Robert W. Runciman, Minister

## DETAILS OF EXPENDITURE

## Voted

## Salaries and Wages (\$750,806,537)

Temporary Help Services (\$2,145,579):

Drake International, 131,060; Management Board Secretariat, 1,626,942; Manpower Temporary Services, 64,690; Accounts under \$50,000—322,887.

Payments to Other Ministries (\$374,037):

Attorney General, 58,249; Community and Social Services, 91,022; Finance, 74,619; Management Board Secretariat, 52,616; Accounts under \$50,000—97,531.

## Employee Benefits (\$128,548,874)

Payments for: Canada Pension Plan, 13,912,130; Dental Plan, 8,495,023; Employer Health Tax, 14,577,701; Employment Insurance, 23,676,145; Group Life Insurance, 1,351,627; Long Term Income Protection, 9,241,017; Ontario Public Service Employees' Union Pension Fund/Public Service Pension Fund, 16,626,082; Ontario Teachers' Pension Fund, 148,633; Supplementary Health and Hospital Plan, 10,505,402.

Other Benefits: Attendance Gratuities, 2,669,578; Death Benefits, 452,682; Early Retirement Incentive, 1,294,099; Maternity/Parental/Adoption Leave Allowances, 3,487,026; Severance Pay, 12,710,859; 2% Payment in Lieu of Benefits, 184,152; Miscellaneous Benefits, 10,874.

Workers' Compensation Board, 9,155,601.

Payments to Other Ministries (\$50,243):

Accounts under \$50,000—50,243.

## Travelling Expenses (\$12,465,344)

Hon. Robert W. Runciman, 5,021; G. Carr, 2,708; E. Todres, 8,711; F.L. Abbott, 18,022; K. Acheson, 12,027; L.J. Adkin, 17,120; B.M. Alemany, 10,220; G.W. Allison, 10,695; K.G. Anderson, 12,896; B.M. Angus, 10,463; G. Arnold, 14,885; T.F. Bain, 12,689; L.J. Baker, 10,226; W.E. Baker, 33,781; R. Baks, 10,875; J.S. Baranik, 11,102; S.P. Barker, 22,927; J.N. Bell, 20,352; R.C. Bell, 17,667; P.D. Benest, 21,091; D.E. Benn, 14,737; B.W. Bergeron, 31,332; R.A. Bingley, 14,021; D.G. Birrell, 58,236; D.H. Bolton, 12,174; T.A. Bondett, 14,091; G.M. Boniface, 10,283; A.J. Booth, 10,079; I.A. Booth, 12,903; B.T. Boothe, 17,421; G.G. Bowmaster, 14,245; N.E. Box, 14,336; J.M. Braney, 16,569; C.F. Brennan, 12,568; T.E. Burgess, 11,574; E.B. Burkholder, 12,775; C.A. Burns, 15,938; P.E. Burns, 18,263; E.C. Cader, 11,610; P. Cameron, 31,360; M.A. Campigotto, 19,127; T.V. Cane, 25,200; E. Carter, 12,935; J.J. Caruso, 11,929; F.P. Charlebois, 17,693; P.A. Clark, 12,669; D.W. Clayton, 10,981; R.S. Cooke, 13,332; J. Cooper, 22,785; T. Cooper, 16,618; M.S. Coughlin, 11,453; S.D. Crane, 15,588; D. Crawford, 11,934; R.A. Dalton, 14,643; D.N. Darcy, 13,018; J.A. Defranco, 12,274; W.J. Dennis, 11,310; P.E. Desjardins, 15,181; C.S. Doubrough, 14,181; M.T. Doubrough, 11,166; D.G. Douglass, 12,146; W.F. Dufton, 12,535; A.W. Farkas, 11,056; J.L. Findlater, 22,124; R.J. Findlay, 26,646; A.G. Fitkin, 13,347; P.J. Fleury, 21,538; J.L. Fox, 11,241; E.B. Galway, 18,909; J.R. Gauthier, 21,095; G. Gavrel, 27,853; C.J. Gheysen, 11,327; J. Gibbons, 13,476; R.K. Giles, 20,026; S.R. Gillespie, 13,173; R. Goodall, 19,384; V. Goodbrand, 12,821; K. Graham, 13,088; S.L. Graham, 12,135; J.R. Gralewicz, 18,990; E.D. Gravelle, 20,428; W.D. Gray, 25,419; A. Gregorash, 17,633; G. Gregus, 10,229; R. Guillemette, 12,997; N.E. Guppy, 10,507; T.L. Hall, 11,831; F.C. Hamelink,



## MINISTRY OF SOLICITOR GENERAL AND CORRECTIONAL SERVICES — Continued

25,939; B.M. Harris, 16,274; H.R. Hawkins, 12,400; M.W. Hodgson, 19,803; F.L. Hooper, 10,765; J.E. Hooey, 10,437; G.R. Hoy, 12,076; J.E. Hutchinson, 23,583; K.D. Jakob, 10,533; G.R. Jamison, 14,552; K. Jensen, 13,401; B. Johnston, 16,935; M. Jordan, 11,117; M.R. Jordan, 12,418; G.W. Kerton, 10,176; R. Kozarov, 11,199; B.C. Kruger, 12,213; J.J. Lake, 18,094; G.M. Leslie, 12,219; D.H. Lessard, 12,869; G. Letang, 13,388; C.D. Lewis, 17,739; S. Lintlop, 13,523; A.D. Mackay, 10,073; J.C. MacLeod, 13,669; D.J. MacNeil, 18,969; S. Mannering, 26,899; R.B. Marcellus, 13,681; N. March, 10,056; I.P. Maule, 12,691; D.B. McGillis, 12,249; P.C. McGuinness, 10,093; P.M. McIsaac, 12,286; A. McKenna, 15,506; N.T. McKerrell, 11,306; B. McKinnon, 15,387; S. McWhinnie, 12,548; C. Merkley, 24,664; B. Mesich, 13,146; G.C. Miller, 14,312; G. Mills, 13,384; S. Minassian, 11,406; R.B. Montone, 12,328; P. Mooney, 27,200; R. Morasch, 12,024; S.E. Morris, 12,017; J.A. Motonok, 13,878; D.O. Munn, 10,787; D. Munro, 10,243; B.L. Murphy, 15,031; M.C. Murray, 17,548; D.S. Nagel, 11,542; G.A. Nancekivell, 12,810; S.M. Naylor, 20,193; D.E. Newman, 11,324; D.R. Nichols, 21,606; D. O'Brien, 10,406; J.T. O'Brien, 19,071; P.J. O'Brien, 10,330; T.B. O'Grady, 10,086; D.J. Olinyk, 33,684; G.B. Owen, 13,694; J.C. Palmer, 10,117; G.S. Parmenter, 26,515; S.D. Patrick, 12,050; C. Paupst, 15,238; M.J. Payette, 14,615; E.P. Pellarin, 12,013; J.N. Periversoff, 12,880; A. Phibbs, 19,951; J.W. Phillips, 11,901; N. Pickard, 16,141; D.W. Player, 12,385; K.H. Potter, 17,432; J.R. Potts, 16,766; K. Proch, 18,649; P.A. Radley, 19,210; R.V. Ranger, 13,792; M. Ritchie-Chapin, 23,009; A.J. Roberts, 28,613; C.M. Robinson, 12,260; L.P. Rosine, 11,065; I. Russell, 11,922; R.P. Saltstone, 10,168; K.S. Sandhu, 10,656; U.R. Sauve, 13,133; D.G. Scott, 11,103; G.M. Scott, 34,864; G. Semple, 24,960; N.R. Shaw, 18,941; R.C. Singer, 11,617; R.C. Squirrel, 11,969; H.E. Stevenson, 10,624; A.G. Stewart, 14,887; R. Sud, 13,887; J.C. Talbot, 12,119; R. Thibaudeau, 11,717; B. Thomas, 13,980; M.J. Thompson, 18,158; F.A. Thornton, 10,030; H. Tiernan, 19,402; G.L. Trivett, 28,349; P.R. Trivett, 10,743; J.A. Van Allen, 11,014; D.W. Wall, 15,234; M.V. Watt, 10,003; J.R. Welsch, 14,347; P.A. Wishak, 14,426; J.S. Wormith, 12,994; A.P. Yorke, 10,483; C.L. Young, 16,391; J.L. Zapotoczny, 31,565; Accounts under \$10,000—9,397,312.

## Other Payments (\$281,817,871)

## Materials, Supplies, etc. (\$211,221,578):

AMJ Installations Division, 111,876; ATS Spartec Inc., 135,381; A T and T Canada, 199,316; Aaron Metzger Ltd., 134,141; Aboriginal Legal Services of Toronto, 60,003; Abroyd Communications Ltd., 435,272; Acklands Ltd., 90,993; Addison Leasing, 88,064; Admiral Sanitation Inc., 55,450; Aero Mode Ltd., 454,408; Agincourt Medical Centre, 102,651; Alpha, 105,611; American Express, 83,244; Amtelecom Inc., 65,098; Anchor Textiles Ltd., 100,619; Anishinabek Police Service, 703,501; Anna's Career Apparel Inc., 69,839; Anthony-Keats Marine Ltd., 60,427; Applied Biosystems Canada Inc., 725,377; Associates in Psychiatry, 87,506; Atlas Van Lines (Canada) Ltd., 128,500; Ault Foods Ltd., 148,910;

BML Leasing Ltd., 156,878; Bearskin Lake Air Service Ltd., 52,503; Beatrice Foods Inc., 118,514; Beave Lumber, 57,787; Bell Canada, 6,618,925; Belmont Meat Products Ltd., 235,163; Dr. R.C. Bennett, 73,329; Brampton Hydro, 291,666; Brantford Police Service, 75,825; Brantford Township Hydro Electric Commission, 125,254; Browning-Ferris Industries, 86,718; Bruker Spectrospin Canada Inc., 126,571; Brum's Dairy Ltd., 75,658; Business Depot Ltd., 141,188; Dr. Maurice R. Butchey, 81,539;

C R C Communications Ltd., 70,859; CTS Computer Products, 61,377; Cambridge and North Dumfries Hydro Electric Commission, 61,726; Canada Law Book Inc., 90,527; Canada Post Corp., 402,657; Canadian Body Armour Ltd., 407,536; Canadian Corps of Commissionaires, 448,680; Canadian Offset and Screen Inc., 91,332; Canadian Tire Acceptance Ltd., 160,924; Cantex Distribution Inc., 175,611; Carswell, 65,903; Cassidy's Ltd., 101,487; Centra Gas, 516,742; Central Bakery of Toronto, 102,522; Charles Ray Enterprises, 71,643; Chartwell IRM Inc., 71,564; Chemical Bank, 102,564; Chemise Empire Ltd., 177,714; Dr. D.M. Child, 62,570; Chrysler Canada Ltd., 816,128; Dr. H.R. Cieslar, 52,977; Cincom Systems of Canada, 127,839; Clinical and Institution Pharmacies Ltd., 140,360; Clow Darling Ltd., 83,058; Cobourg P.U.C., 108,236; Compugen Systems Ltd., 94,738; Computer Action Inc., 222,532; Comshare Ltd., 65,609; Concerns Canada, 146,589; Concord Hardware, 51,286; Consumers Gas, 709,531; Coopers and Lybrand Consulting, 363,813; Corporate Health Consultants Ltd., 67,507; Dr. Robert Coulthard, 109,414; Country Foods Canada Inc., 62,470; Crain-Drummond Inc., 379,515; Cronin Fire and Safety Equipment, 61,291; The Current Sales Corp., 73,915; Custom Bullets and Ammunition, 121,432; Dr. G. Czudner, 62,616;

## MINISTRY OF SOLICITOR GENERAL AND CORRECTIONAL SERVICES — Continued

- D and R Electronics Co. Ltd., 121,650; DRT Systems International, 164,675; Dale Intermediaries Ltd., 2,816,426; Dalex Co. Ltd., 62,373; Danka Office Imaging Ltd., 115,125; Dave's Wholesale and Jobbers Ltd., 156,021; Dr. David Hoath and Assoc., 94,774; Davies Harley-Davidson, 161,398; Dr. M.N. Daya, 95,578; Dr. F. Demanuelle, 82,756; Dempster's, 188,024; Derry Foods Ltd., 1,655,437; Desjardins Pharmacy Ltd., 51,985; Digital Mobile Systems Inc., 54,783; Disley's Distributors, 97,921; Doane Raymond, 117,282; Dom Amodeo Produce Inc., 134,306; Draeger Canada, 74,087; Driftwood Distributors Inc., 1,945,857; Dun and Bradstreet Canada, 124,377; Durham Regional Police Service, 90,506; Durham Telephones Ltd., 54,585; Dye and Durham Co. Ltd., 63,754;
- Eagle Aviation, 77,729; Eagle Sportswear, 52,296; Ecolab Ltd., 515,953; Edcom Multimedia Products, 74,506; Electronic File Imaging, 72,468; Electrosonic Inc., 78,354; Elizabeth Fry Society, 63,904; Elm Street Appland, 53,824; Dr. Mikhail Epelbaum, 81,000; Ergometrics, 71,742; Eric Craig Custom Operator, 57,857; Erie Meat Products Ltd., 57,133; Esri Canada Ltd., 63,129; Etobicoke, Corp. of the City of, 201,519; Etobicoke Hydro, 542,880; Eurocopter Canada Ltd., 127,429; European Quality Meats and Sausages, 623,081;
- FRM Systems Inc., 85,524; Faxon/SMS Canada, 78,184; Firearms Safety Education, 62,834; Dr. Robin Fishburn, 95,165; Fisher Scientific Ltd., 166,418; Flanagan Food Services, 64,736; Flex-O-Lite Ltd., 270,770; Dr. K. Flynn, 52,363; Ford Motor Co. of Canada Ltd., 7,194,851; Fort Garry Industries Ltd., 148,140; Frank's Locker Service (1984) Inc., 57,202; Futurecom Systems Group Inc., 655,668;
- G.B. Catering Ltd., 245,959; GE Capital Fleet Services, 635,068; GFS Canada Inc., 291,339; G.H. Wood and Wyatt Inc., 503,915; G.K. Chemical Specialities Co. Ltd., 397,358; Gainers Inc., 125,735; Gartner Group Learning, 55,000; Gay Lea Foods, 309,456; General Motors of Canada Ltd., 4,221,796; George Courey Inc., 59,987; Georgian College of Applied Arts and Technology, 57,574; Dr. J.D. Giddens, 52,822; Dr. Trevor A. Gillmore, 133,804; Dr. Graham Glancy, 133,483; Global Upholstery Co. Ltd., 54,385; Golden Bay Sportswear Ltd., 427,675; Golden Triangle Co-Op Inc., 70,901; Goodman Phillips and Vineberg, 89,558; Goodyear Canada Inc., 294,360; Gordon Contract Sales, 655,036; Grand and Toy Office Products, 1,538,855; Graniteville Co., 154,416; Greyhound Canada, 63,942; Guelph Hydro, 488,707; Guelph Police Service, 54,579; Gus Revenberg Pontiac Buick GM Ltd., 51,000;
- Halton, Regional Municipality of, 86,948; Hamilton Baking Co. (1988) Ltd., 348,033; Hamilton Civic Hospitals, 215,274; Hamilton Hydro Electric System, 279,650; Hamilton-Wentworth Protection Services (1991) Ltd., 69,443; Hamilton-Wentworth, Regional Municipality of, 198,252; Hanover, Corp. of the Town of, 60,766; Dr. L. Harbar, 52,640; Harbourview Associates, 1,735,238; Harris Farrinon Canada, 72,923; Harts Upholstered Products Co., 55,599; Hay Management Consultants, 162,439; Hayes Printing Services, 65,568; Hendler's Enterprises Inc., 81,437; Henry's, 265,627; Hertz Rent A Car, 61,056; Hewitt's Dairy Ltd., 70,394; Hewlett Packard, 181,031; Hike Metal Products, 168,594; Hobart Food Equipment Group, 53,012; Holland Chevrolet Oldsmobile Inc., 136,050; Holland's Auto Body, 84,636; Holly Park Meat Packers Inc., 208,391; Honeywell Ltd., 98,004; Dr. Stanley W. Hrab, 108,116; Hunter Steel Ltd., 50,717;
- IBM Canada Ltd., 615,786; Imperial Oil, 239,913; Indian Friendship Centre, 110,533; Infomart Dialog Ltd., 64,152; Informer Computer Systems Inc., 53,123; Institute for Advanced Technology, 185,047; The Institute for Computer Studies, 194,609; Institutional Retail Service, 118,875; Intelktra, 201,701; Interactive Systems LLC, 60,634;
- J. Quattrocchi and Co. Ltd., 60,647; J C Tex Products Inc., 165,629; J and D Systems Inc., 70,852; Jemtec Inc., 288,471; Jim Wilson Chevrolet Oldsmobile Ltd., 262,063; John Howard Society, 184,348; Dr. B. Johnston, 100,458; Dr. W. Johnston, 78,624; Johnston Smith International, 55,031; Dr. A.E. Jones, 61,399; Dr. Victor P. Juskey, 62,114;
- Kawartha Dairy Ltd., 84,351; Kenora, Corp. of the Town of, 115,569; Dr. R. Keogh, 53,751; Kilgour Goodman Inc., 60,883; Kingston, Corp. of the City of, 50,115; M. Klar, 136,720; Klaus N. Jacoby, 80,864; Kodak Canada Inc., 678,376; Konica Business Machines, 91,734; Kraft Canada Inc., 77,766;
- Laidlaw Waste Systems, 60,487; Leatherdale Marine, 334,238; Leblanc and Royle Telcom Inc., 222,491; L'echaim Caterers, 109,793; Leica Canada Inc., 217,730; Lilo Products, 422,748; Dr. R.B. Linden, 52,307; Lloyd Libke Police



## MINISTRY OF SOLICITOR GENERAL AND CORRECTIONAL SERVICES — Continued

Sales, 406,991; London Police Service, 179,897; London P.U.C., 307,958;

M.D. Charlton Co. Ltd., 296,304; MFP Technology Services Ltd., 16,168,040; MSA Canada Inc., 112,973; MacDonald's Propane, 230,483; MacKinnon and Bowes Ltd., 93,784; Mandel Scientific Co. Ltd., 64,192; Dr. G.H. Mann, 72,890; Dr. D. McAuliffe, 97,807; McWilliams Cartage Ltd., 90,193; Mechron Power Systems Inc., 1,189,118; Medeiros Boat Works Ltd., 59,008; Mee-Quam Youth Residence, 57,404; Mega Tech Inc., 55,675; Mercury Marine Ltd., 51,492; Metro Sportswear Ltd., 82,398; Metro Textile Inc., 69,592; Metropolitan Toronto Library, 91,878; Metropolitan Toronto Police, 217,623; Michelin North America, 705,037; Microsoft Corp., 51,381; Millbrook Pharmacy Ltd., 54,048; Milton Hydro Electric Commission, 436,876; Ministries: Attorney General, 1,609,965; Community and Social Services, 220,283; Health, 2,130,015; Labour, 222,193; Management Board Secretariat, 25,307,855; Natural Resources, 535,948; Transportation, 1,190,096; M. Mirabelli, 73,633; Mister Chemical Ltd., 50,734; Mitel Corp., 115,833; Mobility Canada, 337,776; Mohawk Council of Akwesasne, 170,899; Montcap Financial Corp., 76,028; Morex Data Systems, 187,119; Morse Canada Systems Inc., 54,778; Motorola Canada Ltd., 2,082,806; Dr. W. Mueller, 54,346; Muir Cap and Regalia Ltd., 98,497; Multi-Vans Inc., 76,345;

Dr. M.B. Naiberg, 153,438; Ne Chee Friendship Centre, 85,417; Nestle Foodservice Sales, 129,932; Newcourt Financial, 194,050; News Canada, 66,623; Newstar Technologies Inc., 69,096; Niagara Regional Police Service, 103,262; Nine One One Outerwear, 92,907; Nishnawbe-Aski Police Service, 772,023; Dr. P.D. Norris, 136,031; Norstan Canada Inc., 1,207,489; North Bay Indian Friendship Centre, 75,649; North Sylva Co., 302,984; North York Chev Olds Ltd., 499,623; Northern Stores Inc., 81,448; Northern Telecom Canada Ltd., 56,767; Northern Telephone Ltd., 164,282; Northtek Electrical Services, 66,590; Nudorco Ltd., 146,728;

O'Gara-Hess and Eisenhardt Armoring Co., 166,931; Olivetti Canada Ltd., 232,060; Ontario Association of Chiefs of Police, 232,446; Ontario Family Guidance Centre, 73,647; Ontario Glove Manufacturing Co., 178,983; Ontario Hydro, 1,407,036; Ontario Northland Telecomm, 67,878; Orangeville, Corp. of the Town of, 69,046; Orillia Motor Sports Ltd., 60,142; Ottawa-Carleton, Regional Municipality of, 209,750; Owen Sound, Corp. of the City of, 59,458;

P and F Meat Products Ltd., 56,752; PHH Vehicle Management Service, 13,422,260; Dr. D. Paitich, 69,591; Dr. P.D. Pan, 63,140; Parry Automotive Ltd., 112,487; Partnering and Procurement Inc., 218,151; Paul Yorke Institutional Retail Services, 514,425; Peel, Regional Municipality of, 454,859; Petro Canada Inc., 214,207; Pine Tree Native Centre, 59,024; Pitney Bowes, 351,853; Poly tarp Products, 196,721; Pope Restaurant Supply Ltd., 117,941; Postage By Phone Tele-Recharge, 399,928; Praxair Canada Inc., 58,916; Price Waterhouse, 90,000; Dr. D.A. Prince, 69,705; Print Three, 83,436; Printrak International Inc., 460,184; Productivity Point, 74,073; Purolator Courier Ltd., 653,997; Queen Square Correctional, 75,916;

R. Nicholls Distributors Inc., 1,696,041; Randy Dowling Produce Co. Ltd., 105,294; Receiver General for Canada, 720,304; Rep-Pharm Inc., 70,243; Reynolds Aluminium Co. of Canada, 796,930; Ricoh Canada Inc., 222,558; Dr. L. Robb, 57,433; J.D. Robertson, 157,097; Rogers Cable Systems, 60,497; Rogers Cantel Inc., 1,005,799; Rooney and Mervyn, 59,482; Royal Coffee and Tea Co. Ltd., 181,795; Royal Ottawa Hospital, 122,236;

SBS Technologies Inc., 163,489; SHL Computer Innovations, 57,990; SN Diesel, 86,184; St. John Ambulance, 99,869; St. Leonard's Society, 131,827; The Salvation Army, 185,298; Sault Ste. Marie P.U.C., 171,408; Saundria's Inc., 151,522; Scarborough P.U.C., 295,656; Security Information Systems, 90,261; Dr. H. Sepp, 70,482; Serca Hikeson, 1,331,481; Dr. A. Shedletzky, 74,700; Shell Canada Products Ltd., 231,500; Shoppers Drug Mart, 106,136; Shuriken Distributors Inc., 99,195; Sierra Creative Communications, 100,575; Sigarms Inc., 635,333; Simcoe Hydro Electric Commission, 97,605; Sinclair Technologies Inc., 57,199; Six Nations Policing, 434,760; Dr. J. Skillman, 56,251; Southern Fine Foods Ltd., 185,996; Springbank Cheese Co. Ltd., 60,576; Springs Canada Inc., 209,871; Stan Cohn Produce Distributors, 106,659; Dr. E.A. Stasiak, 55,005; Steen's Dairy Ltd., 282,520; Stewarts Pharmacy, 62,033; Strano Food Service, 201,970; Streetlink, 111,383; Stroli's Strictly Kosher Foods, 72,133; Strongbar Industries Inc., 124,822; Sudbury Hydro, 150,037; Supergravity Inc., 170,186; Superior Emergency Vehicles, 147,053; Superior Office Products, 66,285; Swish Maintenance Ltd., 87,136; Symantec Corp., 93,723;

## MINISTRY OF SOLICITOR GENERAL AND CORRECTIONAL SERVICES — Continued

Tandem Computers Canada Ltd., 714,027; Dr. J.R. Taylor, 64,854; Techno-Police Inc., 103,546; Telecad, 50,944; Tetragon-Tasse Distributors, 81,992; Thor Motors Orillia (1978) Ltd., 60,230; Thorold Hydro Electric Commission, 118,530; Thunder Bay, Corp. of the City of, 107,033; Thunder Bay Hydro, 159,363; Thunder Bay Police Force, 150,004; Tillsonburg, Corp. of the Town of, 74,656; Timmins, Corp. of the City of, 102,629; Tippet-Richardson (Ottawa) Ltd., 60,443; Dr. V.E. Tooming, 90,000; Toronto Central Services, 78,896; Toronto, Corp. of the City of, 98,431; Toronto Hydro, 225,648; Toshiba of Canada Ltd., 606,757; Trafalgar Medical Clinic, 104,517; Transworld Paper Ltd., 215,904; Tribar Industries Inc., 60,620; Trillium Footwear Co. Ltd., 850,322;

U.C.C.M. Police Service Commission, 154,738; The Ultra Group of Companies, 66,870; Ultra'Milk Inc., 471,354; Union Gas Ltd., 1,035,799; Unirisc, 71,866; Unisource Canada Inc., 59,848; United Van Lines (Canada) Ltd., 121,150; University of Toronto, 71,842;

VWR Canlab, 231,642; Valley Distributors, 51,593; Valley Pharmacies, 67,926; Venture Inn Thunder Bay, 50,022; Vistek Ltd., 160,409;

Wallace Carr Klein O'Halen Trenker, 67,503; Walkerton, Corp. of the Town of, 71,003; Walsh and Associates, 77,914; Waterloo, Regional Municipality of, 69,796; Waysagless Mattress Co. Inc., 505,352; Westburne Ruddy Ontario, 135,490; Weston Bakeries Ltd., 146,744; Whitby Hydro Electric Commission, 56,467; Wikwemikong Tribal Police Service, 83,276; Wilcox Bodies Ltd., 128,648; William Holdsworth, 144,825; Wills Transfer Ltd., 160,651; Wilson's Stationary and Office Equipment, 50,942; Windsor, Corp. of the City of, 146,656; Windsor P.U.C., 63,730; Wood Wyant Inc., 65,876; Woodstock, Corp. of the City of, 68,974;

Xerox Canada Ltd., 762,102;

York Regional Police Services, 65,851;

3M Canada Inc., 1,403,650; 4 Office Automation Ltd., 117,305; Accounts under \$50,000—55,573,142.

Less: Recoveries from Other Ministries/Activities (\$10,647,333):

Community and Social Services, 81,823; Health, 103,824; Management Board Secretariat, 280,820; Natural Resources, 263,708; Ontario Provincial Police, 5,694,000; Transportation, 3,806,963; Accounts under \$50,000—416,195.

Grants, Subsidies, etc. (\$70,596,293):

Algoma Women's Sexual Assault Services, 262,259; Amelia Rising Women's Collective, 210,715; Anishinabek Police Service, 281,336; Barrie and District Rape Crisis Line, 291,253; Brant Victim Crisis, 128,957; CARSA-Niagara Region Sexual Assault Centre, 390,818; Chatham/Kent Sexual Assault Crisis Centre, 303,128; Comité Provisoire, 192,339; Community Homes Ltd., 574,976; Community Resource Services of Halton, 636,994; Dawn Patrol Group Homes, 1,204,948; The Dellcrest Children's Centre, 1,517,387; Drop-In Centre Kingston Inc., 581,444; Durham, Regional Municipality of, 383,514; Durhamdale Inc., 679,078; Elizabeth Fry Society, 1,987,006; Family and Credit Counselling Services, 212,612; Family Service Association of Metropolitan Toronto, 138,700; Gifford House, 1,522,609; Golden Opportunities Youth Residence, 1,402,547; Guelph, Corp. of the City of, 138,937; Guelph/Wellington Women in Crisis, 336,440; Halton Rape Crisis Centre, 336,693; Halton, Regional Municipality of, 235,547; Hamilton Civic Hospitals, 200,000; Hamilton-Wentworth, Regional Municipality of, 565,719; Henwood Homes, 488,092; The Hospital for Sick Children Foundation, 200,000; Ininew Friendship Centre, 516,851; Ivik Youth Services Ontario Ltd., 560,437; John Howard Society, 1,150,187; Joint Forces Operations, 1,871,232; Kairos Community Resource Centre, 730,428; Kenora Sexual Assault Centre, 206,706; Kitchener-Waterloo Sexual Assault Support Centre, 344,285; London, Corp. of the City of, 150,424; Madeira House, 523,968; Mee-Quam Youth Residence, 156,284; Metropolitan Toronto Police Service, 270,335; Metropolitan Toronto, Regional Municipality of, 3,105,959; Mohawk Council of Akwesasne, 419,010; Morton Youth Services, 583,768; Muskoka/Parry Sound Coordinate, 211,905; New Beginnings Inc., 1,247,698; Niagara Regional Police Service, 383,973; Nickel Centre Residence for Girls, 274,924; Nipissing District Youth Employment Services Inc., 719,921; Nishnawbe-Aski Police



## MINISTRY OF SOLICITOR GENERAL AND CORRECTIONAL SERVICES — Continued

Service, 692,570; Onesimus Community Resource Centre, 533,004; Ontario Family Guidance Centre Inc., 389,611; Ontario First Nations Police Commission, 126,000; Operation Springboard, 3,658,086; Oshawa-Durham Rape Crisis Centre, 335,964; Ottawa-Carleton Community Service Order Program, 233,939; Ottawa-Carleton, Regional Municipality of, 763,265; Ottawa General Hospital, 270,000; Ottawa Rape Crisis Centre, 349,789; Peel, Regional Municipality of, 706,734; Phoenix for Young Offenders (Ottawa) Inc., 513,150; Pine Hill Youth Residence Ltd., 659,132; Portage Ontario, 1,270,510; Rape Crisis Centre Timmins, 313,563; Ray of Hope Inc., 768,837; Reaching Out Inc., 175,301; Red Lake Indian Friendship Centre, 151,320; Renfrew County Sexual Assault Centre, 215,616; Revelations Group Homes Inc., 322,333; Roebuck Home, 544,534; St. Leonard's Society, 2,011,653; St. Philip's Community Resource Centre, 170,518; St. Vincent de Paul Home, 480,434; The Salvation Army, 5,300,950; Sexual Assault Centre of Hamilton and Area, 3,043,336; The Sexual Violence Support and Information Centre of the Kawarthas, 239,043; Six Nations Council, 141,595; Six Nations Policing Service, 474,960; Stonehenge Therapeutic Community, 402,370; Street Haven at the Crossroads, 126,696; Sudbury, Corp. of the City of, 141,584; Sudbury Sexual Assault Crisis Centre, 277,005; T.A. Patterson and Associates Inc., 491,608; Thunder Bay, Corp. of the City of, 146,839; Thunder Bay Physical and Sexual Assault Crisis Centre, 276,528; Toronto Bail Program, 1,034,855; Toronto Rape Crisis Centre, 422,217; U.C.C.M. Police Service Commission, 333,740; Victim Crisis Assistance and Referral Service of Sault Ste. Marie, 202,990; Victim Services Program of Metro Toronto Inc., 424,319; W.J. Stelmaschuk and Assoc. Ltd., 1,647,666; Wikwemikong Tribal Police Service, 332,886; Windsor, Corp. of the City of, 277,159; Women's Sexual Assault Helpline and Outreach Services of York Region, 320,463; Y.M.C.A./Community Service Order Program, 208,106; York, Regional Municipality of, 356,653; Youth in Conflict with the Law, 154,228; Accounts under \$120,000—9,330,291.

Total Other Payments ..... 281,817,871

## Statutory (\$8,930,555)

## Minister's Salary (\$32,997)

Hon. Robert W. Runciman ..... April 1, 1996 to March 31, 1997 ..... 32,997

## Parliamentary Assistant's Salary (\$11,155)

Gary Carr ..... April 1, 1996 to March 31, 1997 ..... 11,155

*The Ministry of Treasury and Economics Act (\$8,141,542)*

Sundry Payments ..... 8,141,542

*Hearings under the Police Services Act (\$37,890)*

Sundry Payments ..... 37,890

*Payments under the Police Services Act (\$706,971)*

Sundry Payments ..... 706,971

## MINISTRY OF SOLICITOR GENERAL AND CORRECTIONAL SERVICES — Concluded

## Summary of Expenditure

Voted

Salaries and Wages .....	750,806,537
Employee Benefits .....	128,548,874
Travelling Expenses .....	12,465,344
Other Payments .....	<u>281,817,871</u>

1,173,638,626

Statutory .....

8,930,555

Total Expenditure, Ministry of the Solicitor General and Correctional Services .....

\$1,182,569,181





## MINISTRY OF TRANSPORTATION

Hon. Al Palladini, Minister

## DETAILS OF EXPENDITURE

## Voted

## Salaries and Wages (\$325,577,580)

Temporary Help Services (\$1,081,025):

Kelly Temporary Services Ltd., 153,765; Management Board Secretariat, 338,516; Manpower Temporary Services, 75,531; The People Bank, 55,560; Pinstripe Personnel Inc., 162,750; Accounts under \$50,000—294,903.

Payments to Other Ministries/Agencies (\$253,533):

Accounts under \$50,000—253,533.

Less: Recoveries from Other Ministries/Agencies (\$398,503):

Northern Development and Mines, 106,361; Accounts under \$50,000—292,142.

## Employee Benefits (\$73,354,478)

Payments for: Canada Pension Plan, 6,720,501; Dental Plan, 4,524,514; Employer Health Tax, 6,143,250; Employment Insurance, 10,691,824; Group Life Insurance, 630,020; Long Term Income Protection, 4,489,649; Public Service Pension Fund, 6,194,803; Supplementary Health and Hospital Plan, 5,473,933; Accounts under \$50,000—18,102.

Other Benefits: Attendance Gratuities, 755,533; Death Benefits, 61,643; Early Retirement Incentive, 6,729; Maternity/Parental/Adoption Leave Allowances, 1,261,662; Severance Pay, 21,724,577; 2% Payment in Lieu of Benefits, 111,149; Miscellaneous Benefits, 970.

Workers' Compensation Board, 4,545,619.

Payments to Other Ministries/Agencies (\$45,341):

Accounts under \$50,000—45,341.

Less: Recoveries from Other Ministries/Agencies (\$43,821):

Accounts under \$50,000—43,821.

## Travelling Expenses (\$12,124,363)

Hon. A. Palladini, 7,703; J. Ouellette, 1,695; G. Davies, 8,644; J. Rush, 336; R.E. Atkins, 14,500; D.F. Barnes, 20,505; D.E. Barr, 10,598; C.E. Bell, 10,082; T. Benzaquen, 10,319; P.J. Black, 10,253; F.R. Blake, 11,717; T.J. Bonaparte, 10,235; M.L. Bonner, 10,879; C.A. Brown, 16,864; T. Brule, 12,077; K.D. Bryer, 12,809; G.A. Buck, 14,311; C.A. Budgell, 10,053; J.R. Buffam, 17,826; D.R. Buttle, 12,535; T.G. Caldwell, 10,602; D.F. Card, 16,507; P.C. Carroll, 11,315; W.H. Charters, 11,470; S. Cheng, 10,318; R. Covello, 10,678; S. Cripps, 11,617; S.W. Cunningham, 14,317; K.R. Davidson, 10,384; A. Day, 19,108; E. De Jong, 10,493; A.L. Dewitt, 15,455; R.D. Domoney, 11,151; B.D. Drew, 10,071; L.W. Durling, 11,101; D.R. Edwards, 10,684; R.J. Edwards, 21,889; L.A. Eno, 10,002; T.A. Ferguson, 15,396; G.J. Fletcher, 13,952; J.M. Freeman, 12,424; P.E. Friar, 12,391; M.D. Gallagher, 10,031; J. Godin, 12,786; L.J. Grimes, 11,564; K. Groskopf, 12,936; R.A. Gunn, 10,088; G.A. Headley, 16,005; C.A. Hennum, 10,023; R.L. Herbacz, 10,552; M.R. Houle, 12,653; G.W. Jarvis, 10,835; K.E. Johnson, 11,010; E.W. Keen, 11,961; S.W. Keen, 12,523; N.W. Kelly, 10,636; S.D. Kutschke, 11,951; D.D. Lambe, 10,958; L. Lambert, 18,502; D. Lawrie, 15,524; G.G. Leach, 15,536; B.E. Letang, 10,969;



## MINISTRY OF TRANSPORTATION — Continued

K. Levacque, 13,111; K.B. Ludlow, 12,696; K.R. Lyle, 11,557; R. Mantha, 14,558; T. Marinis, 14,345; N.H. Mathon, 10,088; D.L. McConnell, 12,479; M.H. McKay, 14,348; M.M. McKinlay, 10,795; T.G. Melski, 22,222; R.M. Middleton, 10,160; S.D. Miller, 19,241; D.J. Miln, 10,472; R.P. Mongeon, 11,379; K.E. Moore, 15,480; D.A. Morris, 13,000; A.J. Novacic, 10,199; S.R. Okum, 11,125; P. Pasqualini, 14,947; D.C. Pearson, 13,121; C.G. Perry, 11,087; L.M. Peters, 11,276; B. Porter, 11,244; S.J. Pozderka, 15,763; R. Puccini, 12,055; P.E. Pyne, 13,859; S.C.J. Radbone, 22,132; O.E. Ramakko, 12,362; R. Rear, 16,144; G. Richardson, 14,270; M.A. Roy, 12,618; G.P. Ryan, 13,654; S.A. Senior, 11,006; J.D. Shaw, 10,179; R.D. Shillinglaw, 10,194; W.R. Stephenson, 19,089; J.E. Taylor, 17,500; C. Thibeault, 16,651; G.A. Todd, 11,302; W.R. Tryon, 10,536; L. Vachon, 13,057; J.A. Vaclavek, 10,575; M. Van Breda, 10,646; A.M. Vandenheuvel, 16,385; R. Veizer, 12,352; C. Wallace, 11,111; C.G. Watson, 10,291; G.A. Wiman, 11,575; R.C. Wink, 11,690; J.D. Wiperman, 10,492; M.E. Wolkowicz, 12,554; L. Yaraskavitch, 18,167; G.P. Zubyk, 11,980; Accounts under \$10,000—10,554,174.

Payments to Other Ministries/Agencies (\$118,761):

Labour, 32,475; Natural Resources, 83,273; Accounts under \$10,000—3,013.

## Other Payments (\$1,815,966,125)

Materials, Supplies, etc. (\$772,525,853):

A. Tremblay Contracting Ltd., 53,870; ABS Communications Inc., 61,458; A and D Enterprises, 84,474; A.J. Braun Manufacturing Ltd., 212,186; A.J. Jackson Construction, 172,546; A.L.W. Paving Co. Ltd., 97,668; A and M Truck Parts Ltd., 61,239; AMJ Campbell Van Lines, 51,519; AT and T Canada, 129,111; Abacus Computers, 236,816; Abitibi-Price Inc., 218,557; Ace Auto Leasing Ltd., 51,095; Acklands Ltd., 114,211; Acrow Ltd., 86,767; Adcom Electronics Ltd., 53,945; Baker Earl Addison, 65,150; Advanced Construction Techniques Ltd., 206,784; Advocate Placement Ltd., 80,640; Airborne Sensing Corp., 154,921; Airport Corporate Centre Inc., 865,809; Akzo Salt Ltd., 4,220,160; Alcock A W, 61,000; Alex MacIntyre and Assoc Ltd., 51,183; Alexander and Alexander Reed Stenhouse, 431,410; Algonquin Bridge Inc., 58,826; Allan G. Cook Ltd., 7,936,154; Allan H. Hutchinson Contractors Ltd., 410,380; Allan Newman Trucking, 50,837; Alpine Graphic Productions Ltd., 65,894; Altec Industries Ltd., 76,153; Altruck Transportation Services, 79,389; Amico Contracting and Engineering (1992) Inc., 144,902; Anchor Textiles, 55,525; Kurt W. Anders, 87,199; Andersen Consulting, 193,704; Andre Tardiff Agency Ltd., 94,424; Anna's Career Apparel Inc., 85,561; Anskon Contracting Inc., 1,067,701; Archipelago, Township of the, 630,154; Arend Van Pelt Construction, 55,624; Armbro Construction Ltd., 27,228,083; Armitage Construction Co. Ltd., 454,941; Armor Construction, 55,825; Armtec Inc., 399,708; Ashwarren International Inc., 260,120; Astra International of Canada, 138,458; Atkinson's Service Garage (Dorion) Ltd., 226,233; Atlas Fence (1987) Inc., 229,557; Auto-Trol Technology Canada Ltd., 193,521; Autodesk Canada Inc., 107,750; Avant Imaging and Information Management Inc., 240,303;

B. Thomas Bulldozing Inc., 93,036; B. Wolfe Trucking, 146,990; B and C Haulage, 77,399; B.E.S.S. Trucking, 243,303; B.J. Halow and Son Constructors Ltd., 4,255,052; B.M. Ross and Assoc. Ltd., 65,258; Babbco Office Services Ltd., 332,210; Baltimore Developments and Services Ltd., 441,934; Banctec (Canada) Inc., 1,818,812; Bangs Brothers Ltd., 57,029; Bannerman Contracting Ltd., 300,623; Barker's Construction, 133,583; Barnhart Sand and Gravel, 69,505; Barwick Service, 64,078; The Base Mapping Co. Ltd., 56,843; Basil Cox and Sons Ltd., 355,604; Bay Blasting, 266,343; Bay City Contractors (Thunder Bay) Inc., 272,007; Bayview Excavating, 118,923; Bearskin Lake Band, 51,385; Marc Beuparlant, 62,589; Beuparlant Trucking Ltd., 162,820; Beaver Foods Ltd., 62,621; Beaver Road Builders Ltd., 3,663,948; Beckett's Enterprises, 103,889; Belanger Construction (1981) Inc., 894,101; Bell and Howell Ltd., 231,898; Bell Canada, 3,220,147; Bell Enterprises, 67,213; Claude Bellaire, 57,098; Ben Bruinsma and Sons Ltd., 69,187; John Albert Bennett, 195,461; Bennett Paving and Materials Ltd., 285,790; Berdan Paving Ltd., 130,496; Marian Bergeron, 265,601; Bill Creed Grading Ltd., 120,401; Bill Sadler Construction, 90,882; Bill's Load and Go, 155,965; Biloski Contractors Ltd., 51,871; E J Biloski, 59,725; Black and McDonald Ltd., 442,003; Blind River, Town of, 162,119; Blizzard Snowplowing, 56,423; Bob Foxton Fuels Ltd., 80,310; David Boothby, 67,301; Borden and Elliot, 77,889; Borden Metal Products (Canada) Ltd., 152,189; Bot Construction Canada Ltd., 28,447,088; Russell Boucher, 85,054; W.D. Bradford, 196,670; Brampton, City of, 56,678; Brampton Hydro-Electric Commission, 193,335; Brantford, City of, 1,767,900; Bre-Haul Trucking Ltd., 321,020; William Breckon, 75,226; Brennan Paving and Construction Ltd., 5,316,479; Bridgecon Construction Ltd., 126,302; Brinks Canada Ltd.,

## MINISTRY OF TRANSPORTATION — Continued

106,631; Briscoe Construction, 198,536; Brisson Business Products Inc., 65,141; Dale Brooks, 206,876; Brousseau Contracting Ltd., 159,639; Paul Brown, 56,633; Bruce Auckland Construction, 55,576; Bruell Contracting Ltd., 909,689; Bruman Leasing Ltd., 76,240; Bruno's Contracting (Thunder Bay) Ltd., 5,869,801; Brylin Construction Ltd., 54,320; Buchanan Forest Products Ltd., 93,950; Buckley Creative Inc., 78,919; Murray Buckwalt, 58,772; Sonya Burgess, 100,782; Burlington, City of, 464,825; Burlington Hydro, 252,367; Wayne Bushell, 77,852; Bytch-Ga Adventures, 56,188;

CCL Label, 1,163,596; C.C. Parker Consultants Ltd., 1,130,648; C.C. Poulin Equipment Ltd., 98,869; C. and D. Systems, 63,752; C.D. and G. Transportation, 312,830; CGS Inc., 53,185; C.H. Heist Ltd., 509,936; C.H. Pearson and Son Excavating and Haulage Ltd., 81,336; C.J. Brown Drilling-Blasting, 98,468; C.J. Edwards and Son Ltd., 107,074; CN North America, 5,123,684; C.P. Rail Ltd., 250,443; C.R.L. Campbell Bros. Construction Ltd., 259,856; CTI Construction Equipment Inc., 122,994; Calumet College, 69,600; Camaro Enterprises Ltd., 2,344,754; Campbell Paving Ltd., 97,533; Camroy Construction Ltd., 339,243; Canada Culvert and Metal Products Ltd., 53,600; Canada Post Corp., 2,937,047; Canadian Council of Motor Transport Administrators, 66,400; Canadian Highways International Constructors, 5,687,479; Canadian Management Control Systems Corp., 85,077; Canadian National Railway Co., 998,926; Canadian Pacific Ltd., 578,579; Canadian Roadway Products, 50,852; Canadian Scale Co. Ltd., 55,334; The Canadian Salt Co. Ltd., 15,061,687; Canadian Tire Corp., 118,785; Canadian Urban Transit Assoc., 95,215; Canebsco, 70,813; Cansel Survey Equipment (Canada) Ltd., 211,336; Cansult Group Ltd., 54,781; Cantel Inc., 449,462; Capital Paving Inc., 3,929,036; Carling, Township of, 53,266; Carlson Contracting, 232,465; Carlyle Construction Ltd., 237,954; Carrier Truck Centre Inc., 55,928; Cashway Building Centres, 68,692; Caswell Trucking Ltd., 78,741; Cathy Clarmo Cartage, 128,084; Cayuga Materials and Construction Co. Ltd., 8,162,511; Central Gas Ontario Inc., 356,757; Chamney Equipment Rental, 100,563; Champion Road Machinery Sales Ltd., 440,389; Changepoint Corp., 291,517; Gordon Chapman, 86,420; Chappell Bushell Stewart Barristers Solicitors, 226,891; Charlie Kramer Contracting Ltd., 56,655; Debra Chartier, 55,825; Chartwell I.R.M. Inc., 274,545; J.M. Chayer, 52,655; Chrysler Canada Ltd., 796,903; Chucky's Trucking, 74,381; Circle P Paving Ltd., 151,393; Claire and Don Trucking, 188,673; Claire Carriere and Donald Nault, 120,904; Clara Industrial Services Ltd., 1,032,343; Clarington, Municipality of, 65,040; Clarke Laverne Morrison, 71,149; Claude Villeneuve Co. Ltd., 2,022,260; Clifondale Construction Co. Ltd., 64,048; Cloutier Builders and Supplies Ltd., 63,093; Cloutier's Machine Shop Ltd., 82,929; Clublink Corp., 66,239; Coad Construction (1990) Inc., 267,534; Cochrane P.U.C., 68,593; Coco Paving Inc., 2,614,011; Colbar Resources Drilling Services, 68,165; Comco Petroleum Management Inc., 85,517; The Computer Media Group, 67,725; Con-Strada Construction Inc., 719,743; Coneco Environmental, 327,045; Congress Canada, 94,698; William Conley, 245,276; Connie Auto Repair Inc., 120,882; Consumers Gas Co. Ltd., 148,906; Cool Temp, 146,738; Cooper Ltd., 60,121; The Coopers and Lybrand Consulting Group, 517,845; Cope Construction Co., 504,189; Joyce Copeland, 135,000; Corbett and Young Inc., 105,981; Corhe Group Inc., 69,429; Cornell Construction (1971) Ltd., 342,148; Cornwall Gravel Co. Ltd., 10,239,548; Corporate Express Canada Inc., 83,004; Corporate Health Consultants Ltd., 102,282; Corrigan Instrumentation, 71,280; Corrosion Service Ltd., 103,199; Costco Wholesale Corp., 910,150; Leonard Coughlin, 61,412; Francis H. Courtney, 70,036; Louis Coutu, 59,932; Cox Construction Ltd., 9,662,152; Craig and Assoc. Security Systems Inc., 96,486; Crain-Drummond Inc., 105,193; Larry Crowe, 91,861; Crownwood Construction Ltd., 290,677; Cruickshank Construction Ltd., 3,057,328; Culligan Water Conditioning, 133,949; Cumming Cockburn Ltd., 120,415; Cummins Ontario Inc., 77,822;

D. Crupi and Sons Ltd., 1,047,887; D.F. Elliott Consulting Engineers Ltd., 119,035; D.F.M. Enterprises Inc., 55,352; D. Lamothe Northern Ltd., 422,675; D.M. Wills Associates Ltd., 203,387; D. McConnell Construction, 63,424; D. and R. Electronics Co. Ltd., 61,065; DRT Systems International, 967,706; DS-Lea Associates Ltd., 501,104; DST Consulting Engineers Inc., 237,414; Dale Intermediaries Ltd., 5,633,986; Data Business Forms, 294,950; Datawatch Corp., 97,371; Davey Tree Expert Co. of Canada Ltd., 69,183; David Brown Construction Ltd., 286,655; David Foley Cartage, 66,976; Dawson John and Gordon Lawrence Ingram, 154,209; Dean Construction Co. Ltd., 186,942; Deer Lake/Northern Chiefs Council, 100,800; Degagne Construction Materials, 54,060; Delcan Corp., 2,046,977; Deloitte and Touche, 230,243; L.F. Derouard, 85,176; Deschenes Construction Ltd., 4,258,690; Design Electronics, 432,067; Destiny Equipment, 75,561; Detronics Ltd., 57,482; Diamond Stonebridge Contracting, 1,537,030; Dibblee Construction Ltd., 11,669,401; Dillon Consulting Ltd., 770,054; Don Eadie Construction Ltd., 65,321; Don James and Son Sand and Gravel Excavating, 151,262; Donald H. Wills Construction Ltd., 366,475; Donald MacGowan Trucking, 77,311; Donegan's Haulage Ltd., 148,168; Don Lipsit Trucking Ltd., 160,885; Harvey Dool, 79,205; Doug



## MINISTRY OF TRANSPORTATION — Continued

Kelly Excavating, 361,004; Doug Lamothe Trucking, 111,597; Ivan Dowdall, 128,056; Dudman Construction (1980) Ltd., 274,851; Dufferin Construction Co. of St. Lawrence Cement Inc., 99,682,314; Duggan Lumber Sales, 64,939; Duncor Enterprises Inc., 97,207; Dunn Paving Ltd., 4,600,143; Durham, Regional Municipality of, 541,774; Dynapatch Co. Ltd., 119,703;

E.B. Eddy Forest Products Ltd., 294,550; E. Bertrand Trucking Ltd., 75,713; E.C. King Contracting, 300,516; EDS of Canada Ltd., 7,241,533; E and E Seegmiller Ltd., 13,953,051; E.L.K. Bushell, 135,586; E. and R. Ferguson Trucking, 149,434; E. Savelle and Son Contracting Inc., 724,785; E. and W. Blane Trucking and Excavating Ltd., 178,696; Econolite Canada Inc., 59,006; Ecoplans Ltd., 74,139; Electronic Tender Network Inc., 79,422; Elirpa Construction and Materials Ltd., 609,159; Ellwood Robinson Ltd., 2,232,140; Engel and Townsend, 181,888; Engineering Northwest Ltd., 151,220; Entire Reproductions, 164,289; Entra Consultants Inc., 118,988; Entrevision Inc., 57,000; Environmental Hydraulics Group, 54,770; Equipment Sales and Service (1968) Ltd., 105,963; Eric Rasinaho Contracting, 168,198; Ernestown, Township of, 70,391; Esri Canada Ltd., 53,072; Essnal Investments Ltd., 251,434; Ethier Sand and Gravel Ltd., 225,836; Etobicoke, City of, 357,617; Etobicoke Hydro Electric Commission, 383,716; Evans Contracting Ltd., 3,084,622;

F.J. Reinders and Associates Canada Ltd., 86,090; FMR Systems Inc., 126,831; F-P Electronics, 240,307; Facca Construction Co. Ltd., 981,313; Faulkner Well Drilling Co. Ltd., 159,481; Federated Co-Operatives Ltd., 59,947; Fellmore Electrical Contractors Ltd., 309,325; Fenco MacLaren Inc., 961,124; Fermar Paving Ltd., 2,756,442; Filion Wakely and Thorup, 95,291; Finn's Trucking, 84,251; Fleet Auto and Truck Repairs, 70,607; Fleetwood Construction, 124,795; Flex-O-Lite Ltd., 1,092,970; Ted Foisy, 112,808; Ford Motor Company of Canada Ltd., 1,812,833; Martin Foreman, 57,742; Forrest Green Consulting Corp., 95,545; Fort Garry Industries, 80,640; Fort Ignition Ltd., 62,703; Fortran Traffic Systems Ltd., 155,545; Fowler Construction Co. Ltd., 12,711,449; E. Franzese, 120,968; Fraser and Beatty, 78,632; Fred E. Prior and Sons Ltd., 470,664; Fred Krieger Contracting, 52,696; Fred Marion General Trucking, 62,974; Kim F. Fysh, 56,022;

G.E. Crandell Construction Ltd., 2,789,706; G. Hart and Sons Well Drilling Ltd., 131,896; G. Steele Haulage, 519,376; GSI International Consulting Group, 378,241; G. Tari Ltd., 1,398,259; G.V. Mitchell Maintenance Ltd., 95,321; G. Wakely Cartage Ltd., 95,286; Gamble Bus and Construction Co. Ltd., 306,405; Gamsby and Mannerow Ltd., 113,254; Garden River First Nation, 139,815; Gartner Lee Assoc. Ltd., 107,048; Gateway Construction and Engineering Ltd., 801,875; Gateway Pumps Ltd., 135,044; Gateway Well Drilling Co. Ltd., 249,246; Gazzola Paving Ltd., 6,377,411; Francis Geauvreau, 76,173; Gemmill Farms Sand and Gravel, 64,793; General Chemical Canada Ltd., 1,229,458; General Electric Canada Inc., 83,872; General Motors of Canada Ltd., 4,683,435; General Waste Transport, 229,881; George Armstrong Co. Ltd., 72,085; George O. Hill Supply Ltd., 63,088; George Solomon and Sons Machining and Manufacturing Ltd., 55,535; George W. Drummond Ltd., 1,289,143; Geosurv Inc., 344,745; Gerald Finlay Construction Ltd., 388,768; Gibson Asphalt Bonding, 546,656; Giffels Assoc. Ltd., 485,182; Gilbertson Enterprises, 4,049,502; Gilles Bouffard Drilling, 84,460; Gillies Enterprises, 69,418; Gloucester Hydro, 93,171; Gogolin Farms Ltd., 226,760; Golder Associates Ltd., 534,832; Goodfellow Inc., 183,057; Goodreau Excavating Ltd., 68,597; Goodyear Canada Inc., 673,237; Gord Elliott Backhoe and Trucking, 65,499; Gordon Henry and Diane Schofield, 356,406; Graham Bros. Construction Ltd., 24,760,029; Grand and Toy Ltd., 637,623; Grant Paving and Materials Ltd., 11,161,102; Grascan Construction Ltd., 325,911; Gray Bros. Construction Ltd., 66,547; Graydex Ottawa Inc., 58,160; Great Lakes Power Ltd., 77,778; Greenwood Construction Co. Ltd., 791,548; Greer Galloway and Assoc. Ltd., 91,620; Greer Galloway Group Inc., 705,585; Grexton Construction Ltd., 123,341; Griffith Robert Glenmore and Griffith Gladys, 72,132; Group 1 Computer Systems Inc., 131,100; Group Communication Service (900) Inc., 89,873; Guardian Protection Service Ltd., 57,657; Guelph, Corporation of the City of, 758,237; Guelph Hydro, 163,284; Guild Electric Ltd., 2,088,023; Gung-Ho Computer Consultants Inc., 174,123; H.E. Brown Supply Co. Ltd., 63,079; H. Harper Enterprises, 52,215; H.J. Brooks Contracting Ltd., 698,812; H. Kerr Construction Ltd., 2,240,548; H.R. Lemke Construction, 68,969; H. and R. Noble Construction Ltd., 102,418; H. Sutcliffe Ltd., 147,141; Hacquoil Construction Ltd., 2,356,340; Haliburton, County of, 236,082; Halton, Regional Municipality of, 125,748; Hamilton, City of, 60,010; Hamilton Hydro Electric System, 98,541; Hamilton, Township of, 63,595; Hamilton-Wentworth, Regional Municipality of, 170,786; Hard Rock Paving Co. Ltd., 9,495,173; Harmer Podolak Engineering Consultants Inc., 51,338; Harnden and King Construction Ltd., 2,007,781; Harrison Excavating and



## MINISTRY OF TRANSPORTATION — Continued

Pipeline Ltd., 66,651; J. Hartviksen, 54,726; Harvey Moving Storage Inc., 56,843; Hawkesbury, Town of, 2,054,657; Hay Management Consultants, 110,508; Willard Hayes, 165,930; Helmer Pedersen Construction, 524,536; Henry St. Amant and Sons Construction, 113,420; Keith Hern, 106,637; Linda M. Heyder, 83,356; Hierons Construction, 218,706; Highway Clearing and Guardrail Fencing Ltd., 94,527; Hitachi Credit Canada Inc., 2,478,492; Rodney Hogan, 58,438; Holloway Philp Construction Ltd., 72,720; Gerald Holmes, 85,340; Holt Culvert and Metal Products Ltd., 85,953; Hospital, Legal And Accounting Microfilm Ltd., 63,909 Howard Johnson Hotel, 266,248; Tom Huggard, 133,070; Hugh Munro Construction Ltd., 54,899; Garry Hughes, 64,146; I.L. Hughes, 90,608; Huntington Sand and Gravel, 403,631; Huron Construction Co. Ltd., 6,940,231; Husky Oil Marketing Co., 166,960; Hutchinson Smiley Ltd., 518,127; Hydrospec, 56,751;

IBF Canada, 57,149; IBI Group, 1,147,596; IBIS Products Ltd., 3,859,981; IBM Canada Ltd., 5,617,703; ICG Propane Inc., 93,909; Imperial Oil Ltd., 1,547,137; Infinity Technologies Inc., 118,491; Inmac, 75,631; Innovative Inc., 459,128; Inspec-Sol (Ontario) Ltd., 92,855; Institute for Advanced Technology, 125,796; Integra IT Partners Inc., 114,135; Integrated Maintenance and Operations Services Inc., 1,316,202; Intergraph Canada Ltd., 175,103; International Road Dynamics Inc., 199,144; Interprovincial Pipe Line Ltd., 1,413,397; Ivan Denning and Sons Enterprises Ltd., 123,916; Ivor Hulmes Contractor, 76,443;

J.A. Media Services, 80,234; J.A. Robbins Construction Co. Inc., 217,871; J.B. Contracting, 120,220; JBR Fine Papers, 72,883; J.D. Barnes Ltd., 119,935; J.D. Skipper Trucking Ltd., 122,968; J.I. Enterprises, 119,654; J. Mar Line Maintenance Inc., 133,979; J. and P. Leveque Bros. Haulage Ltd., 576,333; J. and S. Construction Ltd., 182,490; Jackal Trades Inc., 304,850; Jacques Whitford Ltd., 141,661; Jagger Hims Ltd., 55,962; James Dick Construction Ltd., 618,114; Jarlian Construction Inc., 353,530; Jenstar Ltd., 59,359; Jim Nichols Trucking Ltd., 354,652; Jim Stack Trucking, 59,371; Joe Johnson Equipment Inc., 78,416; Joe Kerr Ltd., 82,034; John Coulis Trucking, 85,530; John Eek and Son Ltd., 619,475; John Emery Geotechnical Engineering Ltd., 105,661; John Hedican Enterprises, 74,607; John W. Wren Construction Ltd., 61,388; John Wlad and Sons Construction Ltd., 71,545; Johnny and Son's Haulage, 193,082; Johnston Bros. (Bothwell) Ltd., 71,056; Jon Nelson Dale Nelson, 187,777;

K.J. Beamish Construction Co. Ltd., 7,179,852; K-Line Equipment Leasing (Toronto) Ltd., 184,638; K-Line Maintenance and Construction Ltd., 116,500; Kam Aggregates Ltd., 56,330; Kare-Mor Enterprises Co. Ltd., 169,806; Karhi Contracting, 93,390; Karl Heinz and Rosemarie Hellenbroich, 259,780; Keane Canada Inc., 439,213; Keewaywin First Nation, 152,094; Kellough Pestl Singh Associates Inc., 63,406; Kelly Temporary Services Ltd., 60,227; Ken Traux Construction Ltd., 184,785; Kenabeek Contractors Ltd., 123,749; Edwin L. Kennard, 311,058; Kentucky State Treasury, 210,802; L.J. Kernaghan, 98,392; Keysys Consulting Inc., 151,396; Kilborn's Backhoe Service, 163,905; Kimberly-Clark Inc., 121,535; King Paving and Materials Ltd., 200,542; King, Township of, 164,500; King Truck Centre, 98,120; Kingston P.U.C., 98,410; Kingston, Township of, 1,369,520; Kirkland and Murphy, 91,491; Kitchener-Wilmot Hydro, 112,797; Knoll North America Corp., 80,889; Knowledge Alliance, 154,693; Kodak Canada Inc., 407,485; Konica Business Machines Ltd., 80,093; Kostuch Engineering Ltd., 715,849; KPMG, 171,062; Kresin Engineering and Planning Ltd., 81,700; Kupper Contracting Ltd., 110,266;

L. Brian Swartz Barrister and Solicitor, 146,507; L.J. Pecarski Ltd., 121,253; L.V. Vickery Ltd., 72,629; H.J. Labrash, 125,425; Lacarte Inc., 189,790; Lafarge Construction Materials, 1,403,472; Laidlaw Environmental Services Ltd., 87,432; Laidlaw Waste Systems Ltd., 85,897; Lakeway Truck Centre Ltd., 147,981; Paul Lamb, 62,494; Lancaster Datamark, 148,556; Laushway and Alexander, 205,000; Michael Lavallee, 132,800; Lavis Contracting Co. Ltd., 114,872; Lecol Co. Ltd., 88,865; Ledstar Inc., 2,130,740; Leeds and Grenville, County of, 200,000; Leo Alarie and Sons Ltd., 1,926,838; Leon Collins Trucking Ltd., 180,475; Leroux and Freres Engineering Ltd., 121,276; Letco Ltd., 142,356; Barbara Leveille, 102,966; Darcy Leveille, 228,143; David Leveille, 91,536; Leveque Haulage, 6,011,595; Rebecca Levine, 356,333; Lewis Motor Sales Inc., 70,477; L. Linklater, 58,629; Liqui-Force Services, 419,932; Lisbon Paving, 82,641; Lobo Sand Gravel, 56,892; Local Services Board of Foleyet, 80,194; Looby Construction Ltd., 2,888,835; Wanda Lorentz, 201,764; Lorne Investments (Sudbury) Ltd., 1,057,838; Louis W. Bray Construction Ltd., 531,460; Loyalle McDougall Construction Manitoulin Ltd., 52,196; Lucien Dupuis Contracting, 56,885; Lunam Drillers Ltd., 172,160;

## MINISTRY OF TRANSPORTATION — Continued

M.A. Barr Service Station Maintenance Ltd., 63,670; M. Baldwin and A.G. Stocks and W.G.Y. Grant, 574,314; M. and G. Fencing Inc., 94,604; M.J. Labelle Co. Ltd., 1,448,998; M.M. Dillon Ltd., 99,941; MSO Construction and T.J. Pounder (Ontario) Ltd., 2,112,618; MTM Restoration and Construction, 110,852; Janice Mabey, 76,267; Monty MacIntyre, 180,717; Madeline Jean and David Victor Johnston, 315,545; Magnifoam Technology Inc., 92,172; Malroz Engineering Inc., 59,507; Mamow Community Services Corp., 799,467; Manitoulin Transport Inc., 60,907; Maray Construction Ltd., 3,474,953; Markham Hydro Electric Commission, 145,350; Marsh and McLennan Ltd., 113,340; Marshall Macklin Monaghan Ltd., 994,147; Marshall Water Well Drilling, 155,333; Mary Alfreda and Gordon Keith Pequegnat, 111,020; Merle D. Martin, 145,103; Mary Bassem and Amis Farah, 58,801; Master Soil Investigations Ltd., 50,182; McCallum Career Dynamics, 75,178; McCann Construction Co., 52,150; Chad McCleave, 130,208; Eric McConnell, 72,247; McCormick Rankin and Assoc. Ltd., 2,855,020; McCulligh Construction, 71,069; McCutcheon Printing Services Inc., 52,717; McFaul Fencing Ltd., 50,229; McIntosh Hill Engineering Services Ltd., 317,424; John McKercher, 94,897; McKerlie-Millen (Ontario) Inc., 55,665; McLaren Bros. Construction Co. Ltd., 58,472; McLean Taylor Construction Ltd., 210,702; McMaster University, 54,119; Lorne McMillen, 113,696; McNeely Engineering, 64,789; Media Buying Services Ltd., 637,308; Metric Contracting Service Corp., 108,097; Metro International Trucks Ltd., 102,149; Metropolitan Toronto, Regional Municipality of, 124,129; Mettler-Toledo Inc., 58,661; Michelin Tires Canada Ltd., 58,830; Midland Vegetation Control Inc., 183,096; Midway Gravel Ltd., 59,646; Miller Contracting, 89,442; Miller Naylor Assoc., 53,919; Miller Paving Ltd., 13,915,947; Miller Thomson, 56,164; Millers Garage (Owen Sound) Ltd., 92,126; Milner Graphics, 96,319; Milton Hydro-Electric Commission, 67,616; Ministere Des Transports Service Du Bureau de Recouvrement, 321,526; Ministries: Attorney General, 1,714,707; Environment and Energy, 352,192; Finance, 154,589; Health, 82,659; Management Board Secretariat, 25,496,851; Municipal Affairs, 70,666; Natural Resources, 155,024; Solicitor General and Correctional Services, 3,840,912; Miron Topsoil, 65,642; Mississauga Hydro Electric Commission, 401,260; Mister Sealer Corp., 54,382; Mitchell Pound and Braddock Ltd., 177,954; Miwel Construction Ltd., 2,608,256; Mobility Canada, 754,140; Modular Telephone Interface, 289,183; Mohawk College of Applied Arts and Technology, 154,294; Moore Business Communication Services, 1,557,893; Moore Business Forms, 97,289; Moose Band, 52,380; Morrison Hershfield Ltd., 670,154; Morsettes Welding, 207,801; Motorola Canada Ltd., 97,843; Moyer Diebel Ltd., 240,336; Multilek Inc., 454,305; The Murray Group Ltd., 661,476; Muskoka Ready Mix, 212,734; Mutual Development Agency, 395,083;

NCR Canada Ltd., 355,679; National Capital Commission, 258,766; Colin Neadow, 95,114; Nedco Ltd., 103,431; Nedow Construction, 323,426; Neil Flegg Cartage, 319,816; J. Neniska, 404,244; Neniska Repair, 76,284; Nepean Hydro, 957,474; New North Fuels Inc., 70,321; Newcourt Financial, 133,116; Newstar Technologies Inc., 127,661; Newton Enterprises (1983), 83,900; Ni-Tech, 180,424; Niagara Falls Hydro Electric Commission, 71,085; Niagara Supplies and Service, 50,273; T. Nicholson, 61,216; Fred P. Nix, 125,000; Nor Building Enterprises Ltd., 161,564; Nor Eng Construction and Engineering Inc., 173,770; Norjohn Ltd., 784,905; North Bay Hydro Electric Commission, 142,160; The North West Company Inc., 201,650; North-West Lines Ltd., 115,915; North York, City of, 151,681; North York Hydro, 320,213; Northern Eagle Enterprise, 100,035; Northern Petroleum Contracting, 64,964; Northern Road Development Corp., 3,216,550; Northern Telephone Ltd., 132,067; Northern Voice and Video Inc., 52,208; Randy Northey, 71,485; Northland Bitulithic Ltd., 1,896,357; Northland Engineering Ltd., 435,927; Northland Petroleum Ltd., 446,633; Novax Industries Corp., 472,532; Nungesser North Mechanical and Supply Ltd., 53,135;

Oakville Hydro-Electric Commission, 114,161; Oakville, Town of, 98,040; Harry O'Brien, 117,899; Ojibways of Sheshegwaning First Nation, 110,020; Oldfield Ltd. General Contractors Ltd., 361,168; O'Leary's Ltd., 67,146; Ontario Federation of Snowmobile Clubs, 52,259; Ontario Good Roads Assoc., 178,159; Ontario Hydro, 4,362,982; Ontario Northland Telecommunications, 215,350; Ontario Northland Transportation Commission, 1,961,024; Onyx Computers Inc., 83,168; Oracle Corp. Canada Inc., 73,993; Louise Michelle Osborne, 83,385; Oscar Jones Grader Rental, 312,335; Osler Paving Ltd., 708,826; Ottawa Hydro, 110,501; Outdoor Outfits Ltd., 85,627; Anne Martha Owen, 110,946; Owen King Ltd., 71,870; Owl-Lite Rentals, 67,111; Oxford Leaseway Ltd., 57,455; P.J.W. Van Zyl and Sons Ltd., 63,790; PC Place, 327,205; Page Trucking, 188,799; Paragon Engineering Ltd., 315,146; Parry Sound, Town of, 436,200; Paul Hansen Construction Ltd., 68,704; Pave Al Ltd. And Orlando Corp., 1,690,893; Pecarski Paving Ltd., 61,839; Pedlar and Leith Trucking, 52,231; Peel Board of Education, 147,201; Peel, Regional Municipality of, 807,652; Penex Langstaff Ltd., 225,337; Peninsula Fence and Landscaping, 728,448; Penn-Co Construction Canada Ltd., 782,025; People Soft Inc., 624,246; Pet-Ay-Ka-Win Development Corp., 74,455; Peter Kiewit and Sons Co. Ltd., 6,144,174; Petersen's Store, 95,229; Petro-Canada Products, 1,223,101; Philip Cindy



## MINISTRY OF TRANSPORTATION — Continued

Investments Ltd., 80,000; Philips Planning and Engineering Ltd., 238,797; Picard Industries Inc., 55,658; Pickering Hydro, 161,973; Pinkerton Construction, 93,253; Pioneer Construction Inc., 5,922,273; Pioneer Petroleums, 110,170; Pipe Piling Supplies (Central) Ltd., 161,909; W. Pitfield, 103,996; Pitney Bowes, 352,231; Pitney Bowes Postage by Phone, 469,500; Bruce Poland, 54,273; Polefab Inc., 160,740; Poplar Hill Band, 182,259; Murray Popp, 121,700; Possamai Construction, 67,919; Pothole Patchworks, 127,993; Powco Steel Products Ltd., 115,440; Powell Contracting Ltd., 1,677,407; Larry Prevost, 172,105; Price Waterhouse, 662,826; The Printing Corporation Inc., 395,759; Proctor and Redfern Ltd., 574,452; Productivity Point International, 66,659; Professional Computer Consultants Group Ltd., 820,703; Professional Engineers Ontario, 351,970; Proterm Toronto Inc., 375,851; Provincial Maintenance, 264,536; Public Works Canada, 1,498,050; Purolator Courier Ltd., 565,049; Eric H. Pyhtila, 97,302;

Queen's University, 70,271; Quelmec Insurance Adjusters (1987) Ltd., 53,628;

R.C. Dawson Co Ltd., 90,917; R.C. Moffatt Supply Ltd., 96,804; R. Dampier Timber Inc., 71,290; R.E. Winter Associates Ltd., 159,192; R.G.T. Clouthier Construction Ltd., 175,181; R. and J. Farms, 69,218; R.J. Loughheed Trucking Ltd., 146,952; R. Koski Trucking, 149,155; R. McLeod Trucking, 63,528; R. and N. Maintenance, 261,463; R. Sabourin Haulage, 80,265; R.S. Hardy Road Builders (Eastern) Ltd., 287,342; R. Swanson Associates Inc., 84,801; R.V. Anderson Associates Ltd., 146,114; R. Veley Trucking, 69,314; R.W. Electric, 58,496; Rainone Construction Ltd., 592,047; Ram Imaging Products Inc., 105,761; Rand Technologies, 77,505; Dieter Rauhut, 61,615; Ray Ecclestone Haulage, 308,178; Receiver General for Canada, 501,182; Reeves Construction Ltd., 642,557; Regal Constellation Hotel, 203,426; Regional Car Sales Ltd., 154,891; Joseph A. Reichenbach, 70,661; John K. Reinert, 75,569; Renato Gottardo Properties Ltd., 185,220; Resap Ltd., 170,301; Richard's Sweeping, 65,609; Richmond Hill Hydro, 87,241; Rick Brown Trucking, 64,726; Rick's Haulage, 500,024; Ricoh Canada Inc., 270,441; Rigobon Carli, 79,459; River Realty Development (1976) Inc., 316,484; Yves Rivest, 79,679; Road Savers Ontario Ltd., 299,668; Road Services International, 226,233; Roadmark Engineering Ltd., 171,007; Roadware Corp., 175,952; Roadway Controls, 71,910; Robert Case Construction, 215,058; Robert J. Ashford and Assoc. Inc., 203,006; Robert Morley Trucking Inc., 84,572; Roberts Haulage Ltd., 347,036; Robinson Haulage, 330,492; Rod Wessell and Son, 118,514; Ron Robinson Ltd., 101,383; Rochester Midland Ltd., 227,405; Roger Boadway Ent Ltd., 56,574; Rogers Canguard Inc., 103,366; Rolling Lake Holdings Ltd., 515,346; Romdon Uniyork Inc., 419,852; Ronen Publishing House Inc., 201,549; Roto-Mill Services Ltd., 1,007,069; Roy Banning Excavation and Logging, 61,192; Reginald Roy, 117,153; Royal Fence Ltd., 131,101; Royel Paving Ltd., 5,471,340; Russell Trucking, 50,052; Wes Rydall, 107,742;

S.D. Smith Drilling Co. Ltd., 570,149; S. Franzese Trucking Ltd., 215,816; S. and H. Brooks, 86,791; SHL Systemhouse, 4,003,607; S. and W. Resmer Gradall Rental, 92,974; Sadler's Haulage and Escavating Ltd., 285,905; Safety Kleen Canada Inc., 58,211; St. Catharines Hydro, 73,691; St. John Ambulance, 57,786; Roger Salmon, 115,861; Sam Danford and Sons Equipment Ltd. Rentals, 170,520; Samuel Son and Co. Ltd., 206,092; Sandy Lake Community Development Services Ltd., 105,003; E. Saunders, 79,526; Scarborough, City of, 64,551; Scarborough Public Utilities Commission, 224,060; Scotts Excavating, 79,870; Eric Sriver, 71,928; Seal-On Paving Ltd., 794,979; Seeley and Arnill Aggregates Ltd., 1,163,269; Select Services, 77,325; Sentinel Paving and Construction Ltd., 94,558; Sentinel Pole and Traffic Equipment, 111,231; Shell Canada Products Ltd., 3,118,500; Sheridan Nurseries Ltd., 60,342; Cole Sherman, 1,358,239; B. and F. Shier, 184,325; Sibru Holdings Inc., 110,286; Sifto Canada Inc., 26,183,510; Sintra Inc., 2,907,375; Lenczner Slaght, 1,584,963; Smiths Construction Co. Arnprior Ltd., 3,906,866; Synder Dueck Sauer and Jutzi Barristers and Solicitors, 85,073; John Wilfred Snyder, 198,063; Solar Data Services Ltd., 55,417; Solness Inc., 103,435; Soloway Wright Victor, 103,000; Southfork Excavating, 1,417,810; Southline Petro Maintenance Ltd., 246,531; Stacey Electric Co. Ltd., 1,016,333; Standard Auto Glass, 128,321; Starfield Consulting, 138,976; Steed and Evans Ltd., 3,489,501; George Steele, 164,571; Stephens and Rankin Inc., 12,113,030; Steven Blair Construction Ltd., 93,304; Stevensville Lawn Services Inc., 198,631; Stinson Equipment Ltd., 411,276; Stone and Webster Canada Ltd., 169,735; Stoney Creek, City of, 350,773; Stoney Creek Hydro, 51,769; Storage Systems Construction Corp., 921,453; Stouffville Tank and Pipe Ltd., 185,360; Strata Engineering Corp., 161,792; Stream International Canada Ltd., 145,221; Subterra Waterloo Inc. Engineering and Construction, 119,313; Sudbury Hydro Electric Commission, 52,297; Summer Beaver Band, 105,353; Sun Microsystems of Canada Inc., 138,711; Sun Serve Enterprises Ltd., 85,893; Sunoco Inc., 439,607; Superior Propane Inc., 700,009; Surface Systems Inc., 88,238; Surgenor Truck Centre,

## MINISTRY OF TRANSPORTATION — Continued

71,570; Swansea Computer Specialists Ltd., 117,180; Synre Voice, 55,878;

T. Bell Transport Inc., 176,104; T.C.G. Materials Ltd., 271,864; T.G. Carroll Cartage Ltd., 53,506; T.J. Satellite and Communication Ltd., 82,671; T.M.S. Services, 60,623; TMS Truck Centre Ltd., 51,691; T. and M. Trucking, 57,582; T.W. Judson and Son Ltd., 580,694; Taggart Construction Ltd., 9,879,996; Tarcon Ltd., 7,215,473; Tarmac Canada Inc., 2,187,675; Tarmac Minerals, 10,320,928; Taylor Moving and Storage Ltd., 59,315; Teck Northern Roads Ltd., 689,879; Telecompute Business Centre, 72,858; Temagami Transport Ltd., 61,475; Teranorth Construction and Engineering Ltd., 2,016,245; Thomas Cavanagh Construction Ltd., 2,193,210; Harvey B. Thompson, 105,335; Thorold Hydro, 342,719; Thunder Bay, City of, 247,973; Thunder Bay Communications, 66,093; Thunder Bay Hydro, 72,961; Tie Communications Canada Inc., 184,350; Gilford R. Tilson, 108,656; Today's Business Products Ltd., 90,901; Tom Timony Trucking, 69,233; Paul Toohey, 85,697; Topping Electronics Ltd., 355,495; Toronto, University of, 189,608; Toronto Zenith Contracting (1982) Ltd., 1,723,940; Totten Sims Hubicki Associates (1981) Ltd., 2,094,890; Towland (London) 1970 Ltd., 746,486; Towland-Hewitson Construction Ltd., 17,004,120; Tracan Electronics Corp., 386,509; Trademark Safety Inc., 328,213; Traffic Injury Research Foundation of Canada, 50,082; Traffic Technology 2000, 149,006; Transenco Ltd., 287,991; Transportation Assoc. of Canada, 436,798; Transworld Paper Ltd., 209,549; Trec Total Roadway Engineering Corp., 29,067,550; Donat Tremblay, 201,267; Trow Consulting Engineers Ltd., 311,636; Tyke's Road Preservers, 87,864;

UMA Engineering Ltd., 720,909; UPI St. Thomas-Petro Elgin, 124,639; Ultramar Canada Inc., 926,252; Underground Services (1983) Ltd., 3,441,314; The Uniform Group Inc., 54,382; Union Gas Ltd., 189,042; United Agri Products, 192,983; United Horticulture Supply, 66,611; United Repair Service, 158,248; United Road Services Ltd., 220,637; United System Solutions Inc., 83,596; Upper Canada Copy Co., 51,064; Upper Canada Kemp and Crozier Fuels, 52,606; Utility Installation Ltd., 659,332;

V.B. Cook Co. Ltd., 119,998; VCH Excavating, 64,671; Valentino Trucking, 57,752; Steve Valleau, 64,864; Valley Blades Ltd., 69,246; Valley Heights Mobile Ltd., 145,241; Vaughan, City of, 51,196; Vaughan Hydro Electric Commission, 494,494; Venture Ford Sales Ltd., 77,465; Vernon Rentals and Leasing, 66,596; Versa Management Systems Ltd., 663,258; Ernest Villeneuve, 50,518; Visual Systems Development Corp., 94,210; Vladimir and Mary Emily Vurma, 51,793;

W.D. Laflamme Ltd., 103,103; W.G. Kelly Construction, 193,337; W.M. Huckell and Sons Contracting Ltd., 64,529; W.P. Green and Sons Ltd., 482,238; W. Strok and Associates Ltd., 75,947; Wabi Iron and Steel Corp., 52,428; L. Wadge, 135,329; William Wadge, 152,180; Donald Wale, 63,970; Walker Interactive System, 296,943; Walmsley Bros. Ltd., 1,050,654; Wapekeka First Nation, 51,405; Warren Bitulithic Ltd., 2,990,987; Wasaya Airways Ltd., 115,843; Waterloo, Regional Municipality of, 76,589; Waterloo, University of, 798,548; Watermaker Inc., 204,110; Watermaker North, 179,643; Perry Weichenthal, 58,461; Weir and Foulds, 75,798; Welland Hydro Electric Commission, 57,418; West Trucking, 73,816; Westburne Supply Ontario, 116,167; White's Trucking, 262,435; Whitesand First Nation, 79,939; Wilco Landscape Contractors Ltd., 71,316; Wilf McKee Trucking, 74,482; Wilfrid Paiement and Sons, 312,210; William Campbell Contractors Ltd., 65,825; William H. Stewart Trucking, 192,470; Wimpey Minerals Canada, 10,962,337; Windsor, City of, 429,030; Windsor P.U.C., 76,348; Winnebago, 121,396; Winslow-Gerolamy Motors Ltd., 78,953; Winters Aggregate Ltd., 212,840; Woodbury Trucking, 122,467; World Weatherwatch, 173,919; World Wide Electric Inc., 82,373; Wyllie and Ufnal Consultants Ltd., 110,790;

X Contracting, 121,532; Xerox Canada Ltd., 389,828;

York, Regional Municipality of, 450,343; Yveroy Enterprise, 81,008;

Zurbrigg Farms Elevators, 100,348

3M Canada Inc., 425,979; 4 Office Automation Ltd., 304,104; 340631 Ontario Ltd., 67,255; 408761 Ontario Ltd., 597,705; 636890 Ontario Ltd., 132,435; 673470 Ontario Ltd., 138,451; 728184 Ontario Ltd., 1,107,391; 733434 Ontario Ltd., 276,833; 751836 Ontario Inc., 83,245; 786280 Ontario Inc., 147,004; 806673 Ontario Ltd., 169,812;



## MINISTRY OF TRANSPORTATION — Continued

843569 Ontario Inc., 276,770; 846022 Ontario Inc., 78,782; 879131 Ontario Inc., 60,234; 926643 Ontario Ltd., 50,768 ; 1013840 Ontario Ltd., 86,515; 1124014 Ontario Ltd., 264,703; 1199728 Ontario Inc., 131,986; 2725312 Canada Inc., 506,683; Accounts under \$50,000—56,030,381.

Less: Recoveries from Other Ministries/Agencies (\$184,577,191):

Attorney General, 136,481; Community and Social Services, 584,817; Economic Development and Trade, 287,806; Environment and Energy, 926,554; GO Transit, 197,842; Health, 4,389,547; Labour, 792,850; Natural Resources, 994,364; Northern Development and Mines, 141,726,902; Ontario Hydro, 114,149; Ontario Realty Corporation, 668,306; Ontario Transportation Capital Corporation, 8,452,701; St. Lawrence Parks Commission, 64,162; Solicitor General and Correctional Services, 1,137,460; Accounts under \$50,000—24,103,250.

Grants, Subsidies, etc. (\$1,043,440,272):

Grants (\$154,801,456):

Canadian Council of Motor Transport Administrators, 157,112; GO Transit, 150,784,519; Ontario Good Roads Assoc., 746,250; Ontario Urban Transit Assoc., 200,000; Saugeen (Hanover) Airport Commission, 324,419; Toronto Buttonville Airport (Markham) Inc., 1,693,684; Toronto Transit Commission, 377,457; Transportation Assoc. of Canada, 322,275; Waterloo-Guelph Airport Commission, 195,740;

Subsidies— Cities, Towns, Villages, etc. (\$216,300,806):

Ajax, 1,132,529; Aurora, 573,314;

Bancroft, 277,384; Barrie, 4,131,680; Belle River, 701,950; Belleville, 2,851,851; Blenheim, 467,283; Blind River, 1,874,552; Bradford West Gwillimbury, 361,929; Brampton, 3,955,409; Brantford, 2,489,976; Brighton, 669,966; Brockville, 1,152,206; Burlington, 1,706,086;

Cambridge, 1,098,831; Chatham, 3,013,279; Cobalt, 256,168; Cobourg, 6,419,947; Cochrane, 1,201,947; Colborne, 301,357; Collingwood, 330,834; Cornwall, 3,902,643;

Dryden, 506,670;

Eganville Village, 162,176; Elliot Lake, 199,751; Espanola, 635,208; Etobicoke, 2,756,495;

Fenelon Falls, 857,921; Fergus, 128,250; Flesherton, 262,800; Fort Frances, 477,084; Frankford, 426,592;

Geraldton, 1,604,281; Glencoe, 275,000; Goderich, 317,808; Guelph, 1,572,927;

Haileybury, 777,252; Haldimand, 639,190; Halton Hills, 262,379; Harrow, 162,160; Hawkesbury, 893,674; Hearst, 461,027;

Ingersoll, 346,268; Iroquois Falls, 1,132,403;

Jaffray Melick, 1,918,234;

Keewatin, 1,439,299; Kenora, 9,706,921; Kingston, 2,974,115; Kirkland Lake, 371,628; Kitchener, 10,607,500;

Lakefield, 505,116; LaSalle, 539,341; Leamington, 1,037,011; Lindsay, 279,114; Little Current, 651,749; London, 18,344,706; Lucknow, 396,221;

Markham, 2,106,773; Mildmay, 256,267; Milton, 239,703; Mississauga, 19,368,320;

## MINISTRY OF TRANSPORTATION — Continued

Nanticoke, 197,004; Napanee, 174,823; Newmarket, 1,278,678; Niagara Falls, 873,191; North Bay, 3,930,155;

Oakville, 2,139,867; Orangeville, 545,048; Orillia, 622,382; Oshawa, 2,065,045; Owen Sound, 401,987;

Paris, 2,041,623; Parry Sound, 3,141,890; Pembroke, 780,665; Penetanguishene, 170,492; Peterborough, 3,266,491;  
Pickering, 1,235,465; Port Elgin, 573,914; Port Hope, 820,191;

Renfrew, 207,612; Richmond Hill, 1,190,548;

St. Catharines, 1,667,463; St. Thomas, 353,147; Sarnia-Clearwater, 852,373; Sault Ste. Marie, 4,345,427; Separated  
Town of Gananoque, 615,806; Separated Smith Falls, 529,064; Simcoe, 2,152,334; Sioux Lookout, 2,394,253;  
Southampton, 297,852; Stirling, 1,108,083; Stratford, 613,467; Strathroy, 158,722; Sudbury, 3,707,264;

Thessalon, 872,824; Thorold, 128,460; Thunder Bay, 2,658,437; Tilbury, 403,500; Tillsonburg, 408,571; Timmins,  
7,604,834; Tweed, 614,614;

Vaughan, 1,617,559

Walkerton, 374,491; Wallaceburg, 1,588,947; Waterloo, 2,541,963; Watford, 1,118,390; Welland, 607,986; Whitby,  
4,588,775; Whitchurch-Stouffville, 570,420; Windsor, 20,030,300; Wingham, 558,199; Woodstock, 949,755;  
Woodville, 140,000.

## Subsidies—Counties (\$83,234,435):

Brant, 4,339,170; Dufferin, 1,963,300; Elgin, 4,359,850; Essex, 4,932,800; Frontenac, 6,962,076; Haliburton,  
2,360,300; Hastings, 7,403,853; Huron, 4,546,350; Kent, 4,096,356; Lambton, 4,324,200; Lanark, 1,980,000;  
Leeds and Grenville, 3,814,100; Lennox and Addington, 1,871,024; Middlesex, 2,289,600; Northumberland,  
6,101,400; Oxford, 1,385,400; Peterborough, 2,686,712; Prescott and Russell, 145,900; Renfrew, 942,250;  
Simcoe, 4,355,384; Stormont, Dundas and Glengarry, 5,061,300; Victoria, 5,272,690; Wellington, 2,040,420.

## Subsidies—Indian Reserves (\$1,851,654):

Chippewas of Nawash Band, 176,462; Chippewas of Saugeen First Nations, 136,000; Mohawks of the Bay of  
Quinte, 189,800; Moosonee, 450,000; Six Nations, 458,300; Walpole Island First Nation, 210,100; Wikwemikong  
Unceded, 230,992.

## Subsidies—Regional Municipalities (\$561,752,281):

Durham, 324,556; Haldimand-Norfolk, 2,962,800; Hamilton-Wentworth, 43,237,214; Metropolitan Toronto,  
433,254,840; Niagara, 2,193,605; Ottawa-Carleton, 64,501,479; Peel, 6,050,312; Sudbury, 800,000; Waterloo,  
1,842,292; York, 6,585,183.

## Subsidies—Township Roads, Improvement Districts (\$4,424,033):

Amherst Island, 1,256,133; Black River-Matheson, 369,705; Brethour, 362,500; Chatham, 201,200; Clearview,  
140,000; Dover, 157,500; East Luther, 259,000; Grattan, 212,000; Howe Island, 128,776; Kingston, 287,630;  
Maryborough, 476,400; Pickle Lake, 203,589; Thessalon, 243,300; West Wawanosh, 126,300; Accounts under  
\$120,000—20,855,121.

## Payments to Other Ministries/Agencies (\$220,486):

Municipal Affairs and Housing, 220,486.

## Less: Recoveries from Other Ministries/Agencies (\$10,259):

Accounts under \$120,000—10,259.



## MINISTRY OF TRANSPORTATION — Concluded

Other Payments .....	1,815,966,125
----------------------	---------------

## Statutory (\$44,152)

## Minister's Salary (\$32,997)

on. Al Palladini .....	April 1, 1996 to March 31, 1997 .....	32,997
------------------------	---------------------------------------	--------

## Parliamentary Assistant's Salary (\$11,155)

ry Ouellette .....	April 1, 1996 to March 31, 1997 .....	11,155
--------------------	---------------------------------------	--------

## Summary of Expenditure

Voted

Salaries and Wages .....	325,577,580
Employee Benefits .....	73,354,478
Travelling Expenses .....	12,124,363
Other Payments .....	1,815,966,125

2,227,022,546

Statutory .....	44,152
-----------------	--------

Total Expenditure, Ministry of Transportation .....	<u><u>\$2,227,066,698</u></u>
---	-------------------------------





## OFFICE RESPONSIBLE FOR WOMEN'S ISSUES

Hon. Diane Cunningham, Minister

## DETAILS OF EXPENDITURE

## Voted

## Salaries and Wages (\$3,384,371)

Temporary Help Services (\$137,357):

Management Board Secretariat, 72,913; Accounts under \$50,000—64,444.

Payments to Other Ministries (\$785,976):

Attorney General, 172,593; Citizenship, Culture and Recreation, 72,497; Education and Training, 87,794; Health, 98,981; Solicitor General and Correctional Services, 321,709; Accounts under \$50,000—32,402.

Recoveries from Other Ministries (\$305,725):

Citizenship, Culture and Recreation, 226,597; Accounts under \$50,000—79,128.

## Employee Benefits (\$513,139)

Payments for: Canada Pension Plan, 44,365; Dental Plan, 26,769; Employer Health Tax, 45,574; Employment Insurance, 69,625; Group Life Insurance, 6,148; Long Term Income Protection, 25,221; Supplementary Health and Hospital Plan, 28,534.

Other Benefits: Maternity/Parental/Adoption Leave Allowances, 6,641; Severance Pay, 188,859.

Payments to Other Ministries (\$111,442):

Solicitor General and Correctional Services, 54,201; Accounts under \$50,000—57,241.

Recoveries from Other Ministries (\$40,039):

Accounts under \$50,000—40,039.

## Travelling Expenses (\$61,531)

Hon. D. Cunningham, 2,159; Accounts under \$10,000—59,372.

## Other Payments (\$10,572,107)

Materials, Supplies, etc. (\$1,827,134):

Compugen Systems Ltd., 71,332; Dell Computer Corporation, 71,021; Martha McGuire, 74,292; Ministries: Attorney General, 181,968; Community and Social Services, 65,370; Education and Training, 102,140; Management Board Secretariat, 73,253; Solicitor General and Correctional Services, 276,129; Accounts under \$50,000—911,629.

Grants, Subsidies, etc. (\$8,744,973):

Ministries: Attorney General, 162,186; Citizenship, Culture and Recreation, 1,250,088; Community and Social Services, 1,876,150; Education and Training, 1,359,970; Health, 974,153; Northern Development and Mines, 244,374; Solicitor General and Correctional Services, 888,997; Accounts under \$120,000—1,989,055.

Total Other Payments . . . . . 10,572,107

## OFFICE RESPONSIBLE FOR WOMEN'S ISSUES — Concluded

Statutory (\$NIL)

Minister's Salary (\$NIL)

Hon. Diane Cunningham . . . . . April 1, 1996 to March 31, 1997 . . . . . Nil

## Summary of Expenditure

## Voted

Salaries and Wages . . . . .	3,384,371
Employee Benefits . . . . .	513,139
Travelling Expenses . . . . .	61,531
Other Payments . . . . .	<u>10,572,107</u>

Total Expenditure, Office Responsible for Women's Issues . . . . . \$14,531,148