

MINISTRY OF AGRICULTURE, FOOD AND RURAL AFFAIRS

Hon. Elmer Buchanan, Minister

DETAILS OF EXPENDITURE

Voted

Salaries and Wages (\$87,902,805)

Temporary Help Services (\$1,329,292):

Management Board Secretariat, 1,220,010; Accounts under \$50,000—109,282.

Less: Recoveries from Other Ministries (\$196,635):

Environment and Energy, 196,635.

Employee Benefits (\$13,866,524)

Payments for: Canada Pension Plan, 1,594,486; Dental Plan, 951,332; Employer Health Tax, 1,702,083; Group Life Insurance, 170,970; Long Term Income Protection, 1,028,176; Supplementary Health and Hospital Plan, 1,016,690; Unemployment Insurance, 3,017,224; Unfunded Liability—Public Service Pension Fund, 1,024,574.

Other Benefits: Attendance Gratuities, 401,716; Death Benefits, 18,660; Early Retirement Incentive, 467,244; Maternity/Parental/Adoption Leave Allowances, 530,045; Severance Pay, 1,494,057; Miscellaneous Benefits, 51,035.

Workers' Compensation Board, 315,097.

Payments to Other Ministries (\$152,141):

Accounts under \$50,000—152,141.

Less: Recoveries from Other Ministries (\$69,006):

Accounts under \$50,000—69,006.

Travelling Expenses (\$3,859,979)

Hon. Elmer Buchanan, 7,002; P. Klopp, 3,765; R. Burak, 9,912; W.R. Allen, 13,155; D.K. Alles, 16,276; P.M. Angus, 23,969; D. Beattie, 12,681; A. Bierworth, 14,510; J.L. Cushing, 12,125; L.L. Davies, 11,521; P. Dick, 16,999; E.J. Dickson, 11,231; R.C. Donais, 10,703; J.R. Drynan, 10,277; R. Dunlop, 10,662; J.J. Gardner, 43,319; C.L. Goubau, 12,096; N. Harris, 12,593; F.R. Hayward, 26,910; M. Higa, 39,944; D.G. Hope, 17,431; G.A. Howlett, 10,721; C.L. Hunter, 11,150; J.F. Johnson, 12,785; R. Kalbfleisch, 10,058; M.R. Kamath, 10,095; R. Kaus, 10,225; M.K. Loh, 14,734; J. Mazzei, 10,367; G.W. McCaw, 13,089; M.J. Paulhus, 10,944; P.J. Prochazka, 40,748; R.G. Quinton, 14,959; T. Tenwesteneind, 12,651; P.M. Waters, 12,172; C. Weil, 10,484; J.H. Wheeler, 10,031; Accounts under \$10,000—3,307,685.

Other Payments (\$299,132,435)

Materials, Supplies, etc. (\$49,250,496):

Adcom Electronics Limited, 245,012; Alexander and Alexander, 66,650; Applied Biosystems Canada Inc., 299,592; Arie Shenkar and Associates Inc., 94,743; Artech Millwrights Ltd., 79,925; Automed Inc., 87,972; J.T. Bangs Construction Ltd., 105,235; Baxter Corporation, 129,929; Bell Canada, 1,137,154; Boehringer Mannheim Canada Ltd., 131,530; British Columbia Trade, 80,305; Burns International Security Services, 65,998; Business Management Services Corp., 139,496; CM Inc., 376,266; Caledon Laboratories Ltd., 84,721; Canada Post Corporation, 561,190; Canadian Linen Supply, 50,824; Canadian Management Centre, 58,944; Cantel, 59,463; Carbotek Computing, 54,648; Carlson Wagonlit Travel, 53,487; Cecconi/Simone Inc., 197,311; Chamberlain Mercury Printing, 73,645; Chris Ward Associates Ltd., 50,603; Commission Hydro Electrique D'Alfred, 118,896; Compugen Systems Ltd., 561,034; Contractors Network, 93,796; Coopers and Lybrand, 99,000; Creative Access Inc., 121,775; D. Grant and Sons Limited, 2,274,444; DGS Information Consultants, 96,099; Dale Intermediaries Ltd., 50,300; Data Technologies Inc.,

MINISTRY OF AGRICULTURE, FOOD AND RURAL AFFAIRS — Continued

227,103; Deloitte and Touche, 53,886; Delta Web Graphics, 98,922; Di Associates Inc., 136,887; Drummond Transportation, 64,613; Ferr-Tech Industries, 51,057; Filbitron Marketing Corporation, 163,270; Fisher Scientific Limited, 370,211; Fisons Instruments Inc., 477,652; Food Marketing Institute, 91,149; Ford Motor Company of Canada Ltd., 196,605; Foss Food Tech Canada Inc., 435,573; GE Capital Fleet Services, 439,563; G.M. McLean Architect, 76,426; The Gallagher Group, 51,393; General Motors of Canada Ltd., 397,385; Glengarry Biotech, 54,248; B.J. Goodal, 57,320; Gourmet Trading Concepts, 108,132; Grand and Toy Limited, 186,344; J.A. Grieve, 115,431; H.W. Haufe Consultants, 111,397; Hay Stationary Incorporated, 61,872; Hege Equipment Inc., 98,425; Hewlett Packard (Canada) Ltd., 249,228; Hurley Printing Company, 71,958; Hutchinson Smiley Limited, 119,283; IBM Canada Ltd., 199,297; Imperial Press Limited, 61,977; Integrated Bio-Solutions Inc., 73,433; Inter-City Papers, 129,061; Intervet Canada Ltd., 60,630; James Leber Lerner and Associates, 150,339; K. Kunasingam, 52,685; Lederman and Associates Ltd., 60,600; MFP Technology Services Ltd., 1,038,584; Maclean Hunter Publishing Ltd., 67,275; Mandel Scientific Company Ltd., 104,741; Man-Tech Associates Inc., 223,984; Marketing and Promotion Group, 378,362; Marriott Corporation of Canada Ltd., 76,989; Media Buying Services Ltd., 2,470,648; Milton Hydro Electric Commission, 80,469; Ministries: Attorney General, 934,961; Management Board Secretariat, 4,402,742; Mobility Canada, 191,747; Moore Business Forms and Systems Ltd., 112,565; Mycon Construction, 94,051; Nissei Sangyo Canada Inc., 358,280; Nutritional Management Services Ltd., 109,508; Omnium Medical Devices of Canada Inc., 82,564; Ontario Milk Marketing Board, 78,617; Oracle Corporation Canada Inc., 106,510; Orford Farmers Co-op Company Ltd., 55,683; Pacific Rim Ventures Ltd., 64,126; Perkin Elmer (Canada) Ltd., 59,755; Phoenix Information Systems Ltd., 88,686; Pitney Bowes of Canada Ltd., 162,582; Postage By Phone, 188,186; Post Farm Structures Limited, 73,790; Praxair Canada Inc., 87,579; Primax Data Products, 138,585; Professional Testers Group, 201,347; Purolator Courier Ltd., 280,017; Receiver General For Canada, 162,163; Recognition Canada Inc., 78,106; Richmond Towers Limited, 87,749; Ridgetown Feed and Supply Ltd., 53,531; SMW Advertising Ltd., 607,032; Sales and Merchandising Group, 575,127; Savin Canada Inc., 66,602; Shell Canada Products Limited, 89,575; Sun Microsystems of Canada Inc., 96,433; Swiss Print and Graphics Limited, 83,620; Systematix, 83,145; Tandem International Inc., 75,446; Telecompute Integrated Systems Inc., 175,475; Triathlon Vehicle Leasing, 377,599; University Of Guelph, 565,103; University of Waterloo, 146,214; V and L Information Resources Corporation, 75,397; VWR Canlab, 109,631; Varian Canada Inc., 168,595; Waters Limited, 103,224; Wellington Guarantee, 52,237; Xcan Far East Ltd., 59,479; Xerox Canada Ltd., 778,576; Xycorp Inc., 77,025; Accounts under \$50,000—19,137,137.

Grants, Subsidies, etc. (\$249,881,939):

Capital Grants (\$4,220,872):

jobsOntario Community Action Program (\$1,887,100):

Bay Growers Co-operative, 425,845; Huron, County of, 600,000; St. Albert Agricultural Co-operative, 207,012; Accounts under \$120,000—654,243.

Less: Recoveries from Other Ministries (\$1,887,100):

Economic Development and Trade, 1,887,100.

Municipal Outlet Drainage (\$4,120,872):

Rayside-Balfour, Township of, 281,045; Accounts under \$120,000—3,839,827.

Sector Partnership Fund-Guelph Food Technology Centre (\$5,000,000):

Guelph Food Technology Centre, 5,000,000.

Less: Recoveries from Other Ministries (\$5,000,000):

Economic Development and Trade, 5,000,000.

Abattoirs Assistance Program (\$100,000):

Accounts under \$120,000—100,000.

Operating Grants re: Agricultural Services and Rural Affairs (\$11,798,654):

Ag Care Program, 44,800.

MINISTRY OF AGRICULTURE, FOOD AND RURAL AFFAIRS — Continued

Agricultural and Horticultural Societies (\$1,584,846):

Accounts under \$120,000—1,584,846.

Apiary Assistance Program (\$150,000)

Ontario Beekeepers' Association, 150,000.

Designated Area Veterinary Service Program (\$802,391):

Accounts under \$120,000—802,391.

Farm Safety Association, 99,900.

Farmers' Markets Ontario Program, 100,000.

Feeder Cattle Assistance Program (\$59,525):

Accounts under \$120,000—59,525.

Foundation for Rural Living, 95,000.

jobsOntario Community Action Program (\$1,045,037):

Central Erie Co-operative Ltd., 200,000; Niagara Peninsula Homes, 136,250; Accounts under \$120,000—708,787.

Less: Recoveries from Other Ministries (\$1,135,537):

Economic Development and Trade, 1,135,537.

Livestock Genetic Improvement Program (\$4,829,459):

Beef Improvement of Ontario, 1,626,418, Ontario Dairy Herd Improvement Association, 2,000,000; Ontario Swine Improvement Inc., 1,203,041.

Niagara Tender Fruit Lands, 1,744,000.

Ontario Agri-Food Education Inc., 424,867.

Ontario 4-H Council, 62,000.

Ontario Soil and Crop Improvement Association, 146,299.

Other Assistance to Agricultural and Rural Affairs (\$512,154):

Accounts under \$120,000—512,154.

Tile Drainage Debentures and Loans-Interest Subsidy to

Borrowers under the *Tile Drainage Act*—1,202,813.

Tile Drainage Loans Northern Ontario (\$31,100):

Accounts under \$120,000—31,100.

Operating Grants re: Food Industry Development (\$6,513,267):

Export Sales Aid (\$550,683):

Accounts under \$120,000—550,683.

Food Processing Assistance (\$1,172,381):

Accounts under \$120,000—1,172,381.

Foodland Ontario Shared Cost (\$1,258,576):

Accounts under \$120,000—1,258,576.

MINISTRY OF AGRICULTURE, FOOD AND RURAL AFFAIRS — Continued

- Ontario Stock Yards (\$378,205):
Ministry of Municipal Affairs, 378,205.
- Other Food Industry Support Payments (\$73,422):
Accounts under \$120,000—73,422.
- Loans re: Food Processing Assistance Program (\$1,000,000):
Ontario Development Corporation, 1,000,000.
- Loans re: Ontario Stock Yards (\$2,080,000):
Ontario Stock Yards Board, 2,080,000.
- Operating Grants re: Education, Research and Laboratory Services Program (\$37,469,401):
Food Industry Research Fund, 450,000.
- Food Quality and Safety Research Fund (\$50,000):
Accounts under 120,000—50,000.
- Food System 2002 Research Fund, 800,000.
- jobsOntario Summer Employment, Environmental Youth Corps Program (\$235,205):
Accounts under \$120,000—235,205.
- Municipalities in Lieu of Taxes (\$43,500):
Accounts under \$120,000—43,500.
- Other Support for Education and Research Program (\$71,100):
Accounts under \$120,000—71,100.
- Royal Agriculture Winter Fair, 170,000.
- University of Guelph re: Research Project, Agricultural Services, Diploma Courses and Other Training Programs, 35,649,596;
- Operating Grants re: Policy and Farm Finance Program (\$189,879,745):
Agricultural Investment Strategy (\$1,137,344):
Agricultural Commodity Corp., 130,000; Commodity Loan Guarantee Program, 770,000; Credit Union Central of Ontario, 123,550; Accounts under \$120,000—113,794.
- Economic Diversification, Tobacco Growing Regions (\$250,000):
Tobacco Industry Region Account, 250,000.
- Farm Income Stabilization Program (\$5,871,743):
Ontario Tripartite Stabilization Fund: Cattle, 1,411,195; Hogs, 4,433,971; Honey, 25,986; Lambs, 591.
- Farm Start Program (\$3,725,233):
Accounts under \$120,000—3,725,233.
- Farm Tax Rebate Program (\$151,207,836):
Cold Springs Farm Limited, 210,057; Cuddy International Corporation, 184,032; Accounts under \$120,000—150,813,747.
- Grape and Wine Adjustment Fund, 1,900,000.
- Gross Revenue Insurance Plan, 7,840,387.

MINISTRY OF AGRICULTURE, FOOD AND RURAL AFFAIRS — Continued

Grants and Subsidies re: Livestock (\$138,877):
Accounts under \$120,000—138,877.

Municipal Taxes on A.R.D.A. Owned Property (\$11,446):
Accounts under \$120,000—11,446.

Net Income Stabilization Account Program (\$16,723,699):
Receiver General for Canada, 16,723,699.

Ontario Junior Farmer Establishment Loan Corporation, 130,000.

Other Support (\$110,837):
Accounts under \$120,000—110,837.

Rabies Indemnities Program (\$105,275):
Accounts under \$120,000—105,275.

Wolf, Bear and Hunter Damage Compensation Payments (\$727,068):
Accounts under \$120,000—727,068.

Total Other Payments 299,132,439

Statutory (\$27,983,655)

Minister's Salary (\$30,003)

Hon. Elmer Buchanan April 1, 1994 to March 31, 1995 30,003

Parliamentary Assistants' Salaries (\$11,119)

Paul Klopp April 1, 1994 to March 31, 1995 9,269
Will Ferguson July 20, 1994 to September 30, 1994 1,850

Subsidy Payments to the Ontario Crop Insurance Fund (\$17,821,833)

Ontario Crop Insurance Fund 17,821,833

Tile Drainage Debentures, The *Tile Drainage Act* (\$10,120,700)

Townships (\$9,286,700):

Arthur, 167,900; Ashfield, 156,500; Biddulph, 148,800; Bosanquet, 192,700; Brooke, 126,800; Camden, 121,100; Dawn, 259,000; Dover, 130,300; East Hawkesbury, 220,600; Ellice, 164,600; Elma, 150,300; Enniskillen, 169,100; Harwich, 221,700; Huron, 159,500; Logan, 161,900; Matilda, 131,000; McGillivray, 188,600; McKillop, 215,500; Moore, 126,700; Mountain, 149,800; Niagara, 125,500; Russell, 155,600; Stephen, 147,200; Warwick, 160,300; West Nissouri, 120,800; Accounts under \$120,000—5,214,900.

Regional Municipalities (\$814,000):

Ottawa-Carleton, 168,900; Oxford, 258,400; Accounts under \$120,000—386,700.

Towns (\$20,000):

Accounts under \$120,000—20,000.

MINISTRY OF AGRICULTURE, FOOD AND RURAL AFFAIRS — Concluded

Summary of Expenditure

Voted		
Salaries and Wages	87,902,805	
Employee Benefits	13,866,524	
Travelling Expenses	3,859,979	
Other Payments	299,132,435	
		404,761,743
Statutory		27,983,655
Total Expenditure, Ministry of Agriculture, Food and Rural Affairs		\$432,745,398

OFFICE OF THE ASSEMBLY

DETAILS OF EXPENDITURE

Voted

Salaries and Wages (\$17,927,299)

Temporary Help Services (\$242,713):

Management Board Secretariat, 110,176; PD Bureau (England), 72,477; Accounts under \$50,000—60,060.

Payments to Other Ministries/Agencies (\$72,347):

Accounts under \$50,000—72,347.

Employee Benefits (\$2,230,881)

Payments for: Canada Pension Plan, 313,229; Dental Plan, 219,235; Employer Health Tax, 346,487; Group Life Insurance, 49,655; Long Term Income Protection, 100,989; Public Service Pension Fund, 245,616; Supplementary Health and Hospital Plan, 195,604; Unemployment Insurance, 598,563.

Other Benefits: Death Benefits, 4,788; Maternity/Parental/Adoption Leave Allowances, 54,962; Severance Pay, 86,884.

Workers' Compensation Board, 8,858.

Payments to Other Ministries/Agencies (\$6,011):

Accounts under \$50,000—6,011.

Travelling Expenses (\$138,190)

D. Warner, 7,513; C. DesRosiers, 18,170; Accounts under \$10,000—112,507.

Other Payments (\$91,948,626)

Materials, Supplies, etc. (\$28,604,447):

A and A Painters and Decorators Ltd., 100,344; A.J. Diamond, Donald Schmitt and Company, 653,879; Acme Slate and Tile Co. Ltd., 146,515; Alexander and Alexander Reed Stenhouse Ltd., 61,784; Avant Litho Graphics Inc., 125,095; Bell Canada, 60,161; Buttcon Ltd., 9,448,168; C. A. Ventin, Architect Ltd., 657,037; Canadian Printco Ltd., 112,972; CanebSCO Subscription Services Ltd., 241,248; Carswell Thomson Professional Publishing, 67,773; Computer Shack, 60,127; Continental Computer Corp., 220,663; Day Advertising Group Inc., 52,281; Eljay Interiors, 73,841; Genest Murray DesBrisay Lamek, 78,999; Harmony Printing Ltd., 111,327; Howarth and Smith Ltd., 284,465; Intelligent Microsystems, 114,076; International Business Machines Canada Ltd., 74,433; J.D. Strachan Construction Ltd., 57,607; Julian Smith and Associates, Architects, 73,698; MFP Technology Services Ltd., 62,942; Matthews Ingham and Lake Inc., 92,117; Ministries: Management Board Secretariat, 7,064,013; Solicitor General and Correctional Services, 2,723,998; Oracle Corporation Canada Inc., 85,785; Patriot Computer Corp., 57,554; Red Electronics Inc., 57,573; Renew Office Services, 57,089; Sentry Electric Inc., 54,950; Serca Hickeson, Division of Oshawa Holdings Ltd., 79,489; Shoalts and Zaback Architects, 76,581; TV Ontario, 1,625,193; Trane, Toronto Division, 147,668; Waite and Associates, 110,665; Westor Plumbing and Heating Ltd., 85,467; Worldtalk Corporation, 69,613; Xerox Canada Inc., 180,099; Yustin Interiors Ltd., 55,605; Accounts under \$50,000—4,024,497.

Less: Recoveries from Sales and Miscellaneous Deposits (\$982,944):

Food and Beverage/Gift Shop Services, 955,227; Accounts under \$50,000—27,717.

Grants, Subsidies, etc. (\$166,000):

Canadian Political Science Association, 166,000.

Members' Indemnities and Allowances, Accommodation and Travel (\$10,764,942):

OFFICE OF THE ASSEMBLY — Continued

Indemnities (\$5,403,046):

126 Members at \$42,218, 5,319,468; 1 Member at \$22,844; 1 Member at \$22,034; 1 Member at \$21,109; 1 Member at \$17,591.

Additional Indemnities (\$191,014):

Leader of the Opposition—L. McLeod, 30,902; Leader of the Progressive Conservative Party—M. Harris, 22,000; Opposition House Leader—J. Bradley, 5,417, M. Elston, 6,387; Opposition Deputy House Leader—J. Bradley, 3,177; E. Caplan, 2,687; Speaker—D. Warner, 22,811; Deputy Speaker and Chair of the Committees of the Whole House—G. Morin, 9,546; Deputy Chairs of the Committees of the Whole House—M. Harrington, 6,631; N. Villeneuve, 6,631; Deputy Government Whip—D. Abel, 8,089; Government Whips—C. Haeck, 1,827; Chief Opposition Whip—S. Mahoney, 9,049; Opposition Caucus Chair—D. Ramsay, 8,089; Opposition Whips—A. Curling, 5,835; F. Miclash, 5,835; Chief Progressive Conservative Party Whip—R. Runciman, 8,144; Progressive Conservative Caucus Chair—N. Sterling, 7,280; Progressive Conservative Party House Leader—E. Eves, 10,069; Progressive Conservative Deputy House Leader—G. Carr, 5,304; Progressive Conservative Party Whip—D. Turnbull, 5,304.

Chairs and Vice Chairs of Standing and Select Committees (\$72,980):

T. Arnott, 3,561; C. Beer, 5,916; M. Brown, 5,916; J. Cordiano, 5,916; H. Daigeler, 3,561; R. Eddy, 3,561; C. Haeck, 5,916; R. Hansen, 5,916; C. Jackson, 5,916; E. MacKinnon, 3,561; M. Marland, 8,592; A. McLean, 5,171; D. Poole, 3,561; T. Rizzo, 5,916.

Allowance for Expenses (\$1,812,192):

126 Members at \$14,160, 1,784,160; 1 Member at \$7,662; 1 Member at \$7,390; 1 Member at \$7,080; 1 Member at \$5,900.

Leaders' Allowance (\$15,935):

M. Harris, 2,655; L. McLeod, 5,313; R. Rae, 7,967.

Members' Benefits (\$777,799):

Payments for: Canada Pension Plan, 100,930; Dental Plan, 147,568; Employer Health Tax, 123,240; Group Life Insurance, 185,494; Long Term Income Protection, 28,962; Supplementary Health and Hospital Plan, 64,951.

Other Benefits: Severance Pay, 126,654.

Accommodation and Travel (\$2,491,976):

Members' Accommodation and Travel Expenses, 2,491,976.

Members' Office Support (\$30,475,386):

Salaries and Wages (\$17,024,073):

Temporary Help Services (\$80,734):

Accounts under \$50,000—80,734.

Payments to Other Ministries (\$12,484):

Accounts under \$50,000—12,484.

Employee Benefits (\$2,397,781):

Payments for: Canada Pension Plan, 372,060; Dental Plan, 235,857; Employer Health Tax, 332,357; Group Life Insurance, 45,050; Long Term Income Protection, 92,231; Public Service Pension Fund, 204,755; Supplementary Health and Hospital Plan, 209,991; Unemployment Insurance, 678,480.

Other Benefits: Maternity/Parental/Adoption Leave Allowances, 88,294; Severance Pay, 121,046.

Workers' Compensation Board, 13,747.

OFFICE OF THE ASSEMBLY — Continued

Payments to Other Ministries (\$3,913):

Accounts under \$50,000—3,913.

Travelling Expenses (\$207,141):

Accounts under \$10,000—207,141.

Materials, Supplies, etc. (\$10,846,391):

Arrow Communications Group, 60,971; Artistic Stationery Co. Ltd., 70,199; Avant Litho Graphics Inc., 67,614; Basics Office Products, 137,287; Bayweb, Division of Georgian Industries Corp., 134,143; Bell Canada, 852,904; Canada Post Corporation, 193,955; Cantel Inc., 56,204; Coast Paper, 127,683; Del Charters Litho Inc., 320,420; First Avenue Clearing Corp., 436,496; Inter City Papers Ltd., 159,673; Milner Graphics, 127,137; Management Board Secretariat, 2,344,553; Mission Press, 169,998; Pitney Bowes of Canada Ltd., 51,744; Pro-Art Graphics Ltd., 119,420; Purolator Courier Ltd., 92,876; RP Graphics Group, 56,158; Thistle Printing Ltd., 679,231; Ultra Innovations Inc., 127,062; W.L. Griffin Printing Ltd., 52,051; Xerox Canada Ltd., 266,927; Accounts under \$50,000—4,141,685.

Committees (\$1,054,318):

Per diem Allowances for Meeting Expenses (\$124,834):

D. Abel, 912; Z. Akande, 304; T. Arnott, 912; C. Beer, 1,144; G. Bisson, 1,216; J. Bradley, 760; M. Brown, 1,848; R. Callahan, 1,520; E. Caplan, 1,064; G. Carr, 2,432; J. Carter, 2,128; R. Chiarelli, 1,064; J. Cleary, 1,900; S. Conway, 684; M. Cooper, 1,596; J. Cordiano, 616; B. Crozier, 684; D.E. Cunningham, 532; A. Curling, 2,508; G. Dadamo, 1,178; H. Daigeler, 1,900; N. Duignan, 1,140; R. Eddy, 1,824; M. Elston, 380; J. Fawcett, 1,216; W. Ferguson, 988; D. Fletcher, 1,292; R. Frankford, 2,128; E. Gigantes, 152; B. Grandmaitre, 1,482; C. Haeck, 1,408; R. Hansen, 1,108; C. Harnick, 456; M. Harrington, 1,824; K. Haslam, 1,748; P. Hayes, 1,672; C. Hodgson, 1,672; R. Hope, 2,508; B. Huget, 264; C. Jackson, 2,656; N. Jamison, 1,748; D. Johnson, 1,824; P. Johnson, 1,944; L. Jordan, 76; P. Klopp, 950; M. Kwinter, 836; W. Lessard, 1,254; E. MacKinnon, 1,216; S. Mahoney, 988; G. Malkowski, 3,116; G. Mammoliti, 1,444; R. Marchese, 3,484; M. Marland, 3,012; T. Martin, 1,748; I. Mathysen, 684; D. McGuinty, 1,672; A. McLean, 3,192; F. Miclash, 1,672; G. Mills, 456; G. Morin, 988; B. Murdoch, 1,520; S. Murdock, 1,292; T. Murphy, 988; L. O'Connor, 1,900; S. Offer, 1,216; Y. O'Neill, 1,900; S. Owens, 1,140; A. Perruzza, 1,444; G. Phillips, 1,064; D. Poole, 228; D. Ramsay, 1,292; T. Rizzo, 1,976; R. Runciman, 1,292; T. Ruprecht, 76; N. Sterling, 1,064; B. Sullivan, 1,368; K. Sutherland, 1,368; D. Tilson, 1,064; D. Turnbull, 456; N. Villeneuve, 684; D. Waters, 2,204; P. Wessenger, 1,596; D. White, 1,824; G. Wilson, 1,520; J. Wilson, 2,052; D. Winninger, 1,748; J. Wiseman, 1,938; E. Witmer, 1,444; L. Wood, 2,052.

Travelling Expenses (Members of Provincial Parliament) (\$209,072):

D. Abel, 689; Z. Akande, 108; T. Arnott, 906; C. Beer, 2,571; G. Bisson, 3,596; J. Bradley, 653; M. Brown, 3,460; R. Callahan, 2,422; E. Caplan, 653; G. Carr, 3,624; J. Carter, 2,295; R. Chiarelli, 1,208; J. Cleary, 2,524; S. Conway, 868; M. Cooper, 4,010; J. Cordiano, 189; B. Crozier, 863; D. E. Cunningham, 421; A. Curling, 3,394; G. Dadamo, 4,360; H. Daigeler, 6,422; N. Duignan, 747; R. Eddy, 3,869; M. Elston, 251; J. Fawcett, 2,209; W. Ferguson, 2,304; D. Fletcher, 3,379; R. Frankford, 2,775; E. Gigantes, 15; B. Grandmaitre, 4,768; C. Haeck, 3,125; R. Hansen, 1,658; C. Harnick, 135; M. Harrington, 2,660; K. Haslam, 2,369; P. Hayes, 3,594; C. Hodgson, 3,674; R. Hope, 2,277; B. Huget, 799; C. Jackson, 3,961; N. Jamison, 2,631; D. Johnson, 3,536; P. Johnson, 1,750; L. Jordan, 1,867; P. Klopp, 1,685; M. Kwinter, 354; W. Lessard, 1,909; E. Mackinnon, 3,114; S. Mahoney, 1,676; G. Malkowski, 3,508; G. Mammoliti, 3,389; R. Marchese, 3,190; M. Marland, 2,413; T. Martin, 5,975; I. Mathysen, 498; D. McGuinty, 4,639; A. McLean, 3,574; F. Miclash, 5,502; G. Mills, 292; G. Morin, 1,537; B. Murdoch, 1,323; S. Murdock, 3,475; T. Murphy, 297; L. O'Connor, 3,186; S. Offer, 2,213; Y. O'Neill, 4,194; S. Owens, 550; A. Perruzza, 2,477; G. Phillips, 81; D. Poole, 737; D. Ramsay, 4,190; T. Rizzo, 2,532; R. Runciman, 1,479; T. Ruprecht, 73; N. Sterling, 2,583; B. Sullivan, 3,119; K. Sutherland, 1,014; D. Tilson, 1,735; D. Turnbull, 491; N. Villeneuve, 952; D. Waters, 3,537; P. Wessenger, 3,084; D. White, 3,465; G. Wilson, 3,601; J. Wilson, 3,884; D. Winninger, 1,595; J. Wiseman, 2,298; E. Witmer, 1,916; L. Wood, 6,147.

Travelling Expenses (Non Members) (\$74,524):

Accounts under \$10,000—74,524.

OFFICE OF THE ASSEMBLY — Continued

Materials, Supplies, etc. (\$645,888):

Charlez Translation Ltd., 55,562; Day Advertising Group Inc., 114,851; Fasken Campbell Godfrey, Barristers and Solicitors, 147,631; Management Board Secretariat, 81,438; Accounts under \$50,000—246,406.

Note: Total Expenditures Above of (\$1,054,318), Restated by Committee:

Standing Committee on Administration of Justice, 139,695; Standing Committee on Estimates, 10,361; Standing Committee on Finance and Economic Affairs, 33,529; Standing Committee on General Government, 139,126; Standing Committee on Government Agencies, 77,790; Standing Committee on the Legislative Assembly, 307,209; Standing Committee on the Ombudsman, 752; Standing Committee on Public Accounts, 54,532; Standing Committee on Regulations and Private Bills, 8,735; Standing Committee on Resources Development, 111,076; Standing Committee on Social Development, 171,513.

Caucus Support (\$10,606,404):

Salaries and Wages (\$6,424,555):

Temporary Help Services (\$69,553):

Management Board Secretariat, 65,561; Accounts under \$50,000—3,992.

Payments to Other Ministries (\$9,694):

Accounts under \$50,000—9,694.

Employee Benefits (\$881,935):

Payments for: Canada Pension Plan, 113,289; Dental Plan, 73,777; Employer Health Tax, 123,206; Group Life Insurance, 17,810; Long Term Income Protection, 36,549; Public Service Pension Fund, 83,784; Supplementary Health and Hospital Plan, 66,611; Unemployment Insurance, 218,279.

Other Benefits: Maternity/Parental/Adoption Leave Allowances, 50,698; Severance Pay, 92,913.

Workers' Compensation Board, 3,064.

Payments to Other Ministries (\$1,955):

Accounts under \$50,000—1,955.

Travelling Expenses (\$327,833):

M. Crawley, 10,116; M. Harris, 11,545; P. Hickey, 11,520; S. Levesque, 18,559; L. McLeod, 2,781; R. Rae, 340; Accounts under \$10,000—272,972.

Materials, Supplies, etc. (\$2,972,081):

Coast Paper, 57,329; Computer Shack, 50,922; Insight Canada Research, 173,687; Inter City Papers Ltd., 5,985; Management Board Secretariat, 175,698; Quantum Solutions, 69,905; Xerox Canada Ltd., 181,025; Accounts under \$50,000—2,257,530.

Commission on Election Finances (\$1,239,300):

Salaries and Wages (\$570,955):

Employee Benefits (\$62,606):

Payments for: Canada Pension Plan, 8,360; Dental Plan, 5,413; Employer Health Tax, 11,139; Group Life Insurance, 1,416; Long Term Income Protection, 2,972; Public Service Pension Fund, 7,451; Supplementary Health and Hospital Plan, 4,851; Unemployment Insurance, 17,151.

Other Benefits: Maternity/Parental/Adoption Leave Allowances, 3,557.

Workers' Compensation Board, 296.

Travelling Expenses (\$11,945):

Accounts under \$10,000—11,945.

OFFICE OF THE ASSEMBLY — Continued

Materials, Supplies, etc. (\$593,794):

B.G. Nayman, 58,000; Lehdorff Management Ltd., 131,128; Accounts under \$50,000—427,055.

Less: Miscellaneous Recoveries, (\$22,389):

Accounts under \$50,000—22,389.

Information and Privacy Commission (\$7,446,410):

Salaries and Wages (\$5,455,615):

Temporary Help Services (\$52,157):

Accounts under \$50,000—52,157.

Payments to Other Ministries (\$36,707):

Accounts under \$50,000—36,707.

Employee Benefits (\$628,500):

Payments for: Canada Pension Plan, 84,894; Dental Plan, 46,204; Employer Health Tax, 106,034; Group Life Insurance, 14,205; Long Term Income Protection, 29,123; Public Service Pension Fund, 81,819; Supplementary Health and Hospital Plan, 40,912; Unemployment Insurance, 158,200.

Other Benefits: Maternity/Parental/Adoption Leave Allowances, 63,544; Severance Pay, 449.

Workers' Compensation Board, 3,116.

Travelling Expenses (\$40,713):

T. Wright, 9,223; Accounts under \$10,000—31,490.

Materials, Supplies, etc. (\$1,321,582):

Charon Systems, 120,534; Krugarand Corporation, 495,347; Accounts under \$50,000—705,701.

Commission on Conflict of Interest (\$220,803):

Salaries and Wages (\$73,837):

Employee Benefits (\$6,668):

Payments for: Canada Pension Plan, 1,121; Dental Plan, 319; Employer Health Tax, 1,402; Group Life Insurance, 169; Long Term Income Protection, 354; Public Service Pension Fund, 849; Supplementary Health and Hospital Plan, 236; Unemployment Insurance, 2,218.

Travelling Expenses (\$1,271):

Accounts under \$10,000—1,271.

Materials, Supplies, etc. (\$139,027):

G.T. Evans, 115,868; Accounts under \$50,000—23,159.

Environmental Commissioner (\$1,370,616):

Salaries and Wages (\$336,123):

Temporary Help Services (\$484):

Accounts under \$50,000—484.

Employee Benefits (\$30,722):

Payments for: Canada Pension Plan, 6,426; Dental Plan, 1,659; Employer Health Tax, 5,611; Group Life Insurance, 472; Long Term Income Protection, 3,130; Public Service Pension Fund, 3,362; Supplementary Health and Hospital Plan, 1,731; Unemployment Insurance, 8,331.

Travelling Expenses (\$11,597):

E. Ligeti, 6,076; Accounts under \$10,000—5,521.

OFFICE OF THE ASSEMBLY— Concluded

Materials, Supplies, etc. (\$992,174):

Black and Macdonald Ltd., 159,068; Continental Computer Corp., 53,741; Management Board Secretariat, 75,393;
Phil's Practical Services Inc., 71,418; SCI Interiors Ltd., 74,655; Accounts under \$50,000—557,899.

Total Other Payments 91,948,626

Statutory (\$2,144,206)

Contributions To The Legislative Assembly Retirement Allowances Account (\$2,144,206)

Payment to the account 2,144,206

Summary of Expenditure

Voted

Salaries and Wages	17,927,299
Employee Benefits	2,230,881
Travelling Expenses	138,190
Other Payments	91,948,626

112,244,996

Statutory 2,144,206

Total Expenditure, Office of the Assembly \$114,389,202

MINISTRY OF THE ATTORNEY GENERAL

Hon. Marion Boyd, Minister

DETAILS OF EXPENDITURE

Voted

Salaries and Wages (\$327,736,528)

Temporary Help Services (\$4,123,251):

Accountemps, 334,336; Adia The Employment People, 299,524; Centrex Human Resources Centre, 157,504; DGS Personnel Group, 150,696; Drake Office Overload, 144,757; Dunhill Temporary Systems of London Ltd., 102,936; Eleanor Michael Personnel Inc., 125,882; Enfad Associates Inc., 52,346; Keith Bagg Temporary Services Ltd., 79,185; Kelly Temporary Services Ltd., 455,788; Legal Personnel Consultants Inc., 111,486; Manpower Temporary Services Ltd., 68,894; Marion Jeffrey Personnel Ltd., 51,149; PD Bureau (England), 436,034; The People Bank, 522,945; Profile Personnel Consultants, 159,792; RDW Personnel, 93,827; Today's Temporary, 119,130; Accounts under \$50,000—657,040.

Employee Benefits (53,633,329)

Payments for: Canada Pension Plan, 5,245,701; Dental Plan, 1,789,353; Employer Health Tax, 6,312,744; Group Life Insurance, 803,432; Long Term Income Protection, 2,927,667; Provincial Judges Pension Fund, 12,357,839; Public Service Pension Fund, 47,939; Supplementary Health and Hospital Plan, 2,705,564; Unemployment Insurance, 9,093,139; Unfunded Liability—Public Service Pension Fund, 4,138,942.

Other Benefits: Attendance Gratuities, 498,191; Death Benefits, 47,159; Early Retirement Incentive, 769,424; Maternity Leave Allowances, 1,813,811; Severance Pay, 3,775,297.

Workers' Compensation Board, 862,496.

Payments to Other Ministries (\$623,363):

Accounts under \$50,000—623,363.

Less: Recoveries from Other Ministries (\$178,732).

Accounts under \$50,000—178,732.

Travelling Expenses (\$6,073,981)

Hon. M. Boyd, 17,327; D. Winninger, 452; L.T. Taman, 11,205; G. Thomson, 6,136; C.B. Allott, 16,864; D.B. Andrews, 19,128; F.M. Armstrong, 10,034; D. Baig, 10,422; D. Beatch, 12,805; P.T. Bishop, 10,983; M.E. Buffington, 14,196; G.A. Campbell, 27,715; W.S. Chmiel, 15,421; K.A. Clapp, 12,337; R.A. Clark, 13,558; R.K. Clark, 10,425; R.D. Clarke, 11,565; M. Clement, 17,944; G.E. Cloutier, 26,803; M. Code, 11,982; J. Collins, 21,497; S. Cuthbertson, 17,811; P. Daub, 23,803; M.P. Di Simone, 10,575; D.C. Downie, 12,328; J.D. Evans, 27,212; M. Fairburn, 11,052; T.E. Fitzgerald, 10,583; R.J. Flaherty, 24,515; R.N. Fournier, 25,234; D.L. Fuller, 11,057; G.W. Fuller, 23,380; S. Furman, 10,870; B.C. Gagnier, 19,071; L.L. Gauthier, 10,285; G.N. Glaude, 23,281; A. Godin, 15,314; R.R. Griffis, 11,466; P.D. Griffiths, 12,370; A.L. Guay, 11,256; T. Hall, 14,653; C.R. Harris, 13,710; R.M. Haruk, 12,961; M. Huneault, 12,677; R.G.E. Hunter, 20,190; S.C. Hutchison, 12,850; G.R. Jones, 29,321; M. Lambert, 18,709; G.S. Lapkin, 19,457; B.F. Lee, 16,812; J.S. Lee, 15,127; B.W. Lennox, 13,093; R.M. Le Sarge, 14,217; R.B. Lester, 10,078; S.B. Linden, 20,391; M.T. Linhares De Sousa, 10,725; J. Little, 15,389; B.W. Long, 10,312; R.S. Mackenzie, 13,030; W.G. Mahaffy, 11,402; A.A. Mazurski, 23,563; D.E. McGarry, 16,784; G.E. Michel, 22,092; D. Mitchell, 14,019; H. Momotiuk, 18,388; H.F. Morton, 10,944; M.J. Nolan, 10,570; C. O'Brien, 10,761; M.P. Ottoson, 12,253; G.J. Petmanis, 10,283; L.D. Rossi, 21,759; R.T. Runciman, 10,464; F.A. Sargent, 11,371; J.A.D. Seaton, 13,934; D.A. Thomas, 21,956; D.J. Thomas, 10,633; M. Troiano, 13,883; R.J. Walneck, 28,250; R.A. Young, 10,491; Accounts under \$10,000—4,866,217.

MINISTRY OF THE ATTORNEY GENERAL — Continued

Other Payments (\$356,953,785)

Materials, Supplies, etc. (\$109,060,595):

P.C. Abinacle, 88,385; Ainsworth Technologies Inc., 70,870; Allseating Corporation, 170,829; Appsol Consulting Inc., 72,623; Arnold Minors and Associates, 65,100; Artistic Stationery Co. Ltd., 133,993; Asset Computer Personnel Ltd., 146,371; Associates In Psychiatry, 200,696; BDP Business Data Services Ltd., 52,540; Babbco Office Services Ltd., 83,676; Bassett Laudi Partners Inc., 119,067; Bell Canada, 1,406,299; Bell Information Systems, 759,666; Blake Cassels and Graydon, 59,049; Borden and Elliot, 124,213; W.H. Brownell, 76,293; Butterworths and Co. (Canada) Ltd., 492,574; CBR Laboratories Inc., 56,204; CTI Datacom Inc., 54,732; Canada Law Book Inc., 1,316,150; Canada Post Corporation, 2,369,031; Canadian Corps Commissionaires, 1,883,510; Canadisc Inc., 56,092; V.M. Carmichael, 50,544; Carr Parent, 71,057; G.E. Carter, 50,959; Chenier Lebel and Moore, 59,584; Choice Information Systems Inc., 68,297; Claremont Graphics, 80,502; Cole Business Furniture, 94,969; Compugen Systems Ltd., 1,096,799; Compu-Redi, 54,297; Computer Partners International, 481,138; Computer Tasks Group of Canada Inc., 54,635; S.D. Cork, 64,383; Corporate Software Canada Ltd., 79,575; E.A. Cowie, 76,890; Crain-Drummond Inc., 68,662; Crowntek Business Centres Inc., 194,103; D. Shuter Robes Ltd., 114,623; DMR Group Inc., 140,825; DRH Consulting Services, 62,594; Dale Intermediaries Ltd., 198,182; Data Business Forms, 546,550; Datafile, 170,131; Datalist, 157,426; Y.N. Dauphin, 72,533; David Fan and Associates, 84,045; K.F. Dear, 50,370; T.F. Dietrich, 63,534; M. Di Ruggiero, 50,188; DMR Group Inc., 140,825; Dockstader and Dockstader, 50,482; W.R. Donkin, 56,195; J.P. Dow, 50,564; Dun and Bradstreet Software Services, 62,435; Elisabeth Bruyere Health Centre, 207,077; Equifax Canada Inc., 133,109; J.M. Ferron, 77,938; M.S. Fitzpatrick, 53,221; Fleet-Chrysler Canada Ltd., 408,755; Ford Motor Co. of Canada Ltd., 99,687; Freeman Rodgers Battaglia, 98,819; Future Skills Interactive Learning Ctr., 132,373; GE Capital Canada Leasing Inc., 256,297; GSI International Consulting Group, 254,280; GW and TM Consulting Ltd., 82,850; H. Garfield, 62,125; Georgian Bay Telephone Systems Ltd., 106,201; D.J. Gignac, 58,882; Grand and Toy Ltd., 690,459; P.D. Griffiths, 51,483; Hamilton-Wentworth Regional Police, 60,595; Harcourts Ltd., 69,639; C.E. Hart, 86,337; C.E. Hicklings, 59,169; Hinkson Reporting Services Inc., 67,695; J.R. Houlihan Barrister and Solicitor, 51,292; G.C. House, 55,365; Hutchinson Smiley Ltd., 59,400; IAS Informed Approach Systems Inc., 170,330; IBM Canada Ltd., 285,823; ISM Information Systems Management Corp., 106,310; Innova Envelope Inc., 78,232; Inter City Papers Ltd., 241,748; Interleaf Canada Inc., 114,127; International Rose Reporting Inc., 50,590; J and A Media Services, 121,353; J and D Systems Inc., 89,708; JDP Computer Systems Inc., 71,293; JS Systems Inc., 103,912; Johnston Smith Fromkin McCulloch Consultants, 75,363; Kawartha Family Court Assessment Service, 52,901; Kinwood Audio Visual Inc., 141,843; M.G. Kitlar, 62,751; Knoll North America Corp., 192,730; Kodak Canada Inc., 620,620; Konica Business Machines, 131,005; L.A.M.P. Computer Services Corp., 55,139; Landseair, 76,077; Lapel Consulting Inc., 72,005; Law Society of Upper Canada, 1,153,827; F. Kenneth Leahey, 123,750; J.I. Levitt, 54,341; London Family Court Clinic, 121,059; Loomis Armored Car Service, 73,006; D. Lowry, 65,846; MFP Technology Services Ltd., 2,966,637; Manifest Communications Inc., 185,361; S.M. Matchett, 59,463; S.M. McBride, 92,586; J.D. McCamus, 84,380; Media Buying Services Ltd., 527,115; Memorex Telex Inc., 238,469; Metro Envelope Ltd., 65,659; Metropolitan Toronto Police, 398,600; Milner Graphics, 898,219; Ministries: Finance, 780,648; Health, 123,759; Management Board Secretariat, 22,195,164; Natural Resources, 168,084; Solicitor General and Correctional Services, 644,413; Mobility Canada, 93,103; Moore Business Forms and Systems Ltd., 472,319; Moyer and Associates, 57,531; National Computers and Professionals Inc., 120,706; C.J. Nelligan, 57,234; Novell Inc., 165,700; ONYX Computers Inc., 321,781; Okison Inc., 174,801; Olivetti Systems and Networks Canada Ltd., 608,750; Ontario Community Council on Impaired Driving, 56,000; Ontario Filing Systems, 50,651; J.D. Ord, 63,670; J.J. Oreskovich, 66,019; PBSC Computer Training Centres, 105,760; Peel, Regional Municipality of, 78,953; Phoenix Information Systems Ltd., 192,336; Pitney Bowes, 207,670; R.P. Ponton, 55,005; Postage By Phone, 245,100; The Printing House Ltd., 91,505; Procom Professional Computer, 51,086; Purolator Courier Ltd., 423,130; Queen's University, 77,534; Radisson Hotel, 56,697; R.L. Radley, 62,715; Receiver General for Canada, 51,868; Recycle Systems Office Products, 53,162; D.J. Reeve, 54,549; Relational Solutions, 150,960; Remtron Office Systems Ltd., 72,393; H.A. Rice, 59,552; W.G. Richards, 57,429; Richlore Construction Ltd., 168,433; Rogers Cantel Inc., 56,526; Ronald Smith Associates Inc., 83,431; Rosedale Livery Ltd., 91,704; L.E. Rozon, 52,766; S S G, 103,198; SHL Computer Innovations, 195,077; Savin Canada Inc., 565,668; Scłodnick and Kavassalis Barristers, 53,941; Scott Capital Group Inc., 102,244; R.C. Sculthorpe, 69,756; H.F. Sedgwick, 63,819; B. Sinai, 77,340; M. Speyer, 57,628; R.F. Stephenson, 51,832; D.I. Stewart, 53,261; W.H. Stewart, 63,023; Stockwood, Spies, Craigen, Le Vay, 101,546; D.E. Stokes, 60,565; C. Sutherland-Nikola, 53,204; System Business Forms Ltd., 135,429; Technomatic Business Systems Inc., 75,262; Tella Inc., 151,604; Tenet Computer Group Inc., 65,296; Thomson Publishing, 1,803,206; Total Office Systems Ltd., 224,177; R.A. Trachy, 57,567; Unique Envelope Inc., 103,731; University of Ottawa, 71,434; V. William Reid Barrister and Solicitor, 76,941; VGL Consulting, 103,050; J.H. Van Duzer, 95,900; Wackid Radio,

MINISTRY OF THE ATTORNEY GENERAL — Continued

81,495; R.J. Walmsley, 54,920; Walsten Air Service, 515,166; G. Wilson, 54,951; Xebec Imaging Services Inc., 97,390; Xerox Canada Ltd., 75,626; J.C. York, 60,189; 4 Office Automation Ltd., 759,614; 24 Hour Toner Service, 55,975; 1077308 Ontario Inc. (C.A.R.G.), 457,593; Accounts under \$50,000—45,651,120.

Royal Commissions (\$1,078,100):

Administration (\$140,864):

Assist with the administration and support of Royal Commissions and Judicial Inquiries.

Salaries and Wages (\$92,757):

Attorney General of Ontario, 92,757.

Employee Benefits (\$44,782):

Payments re: Canada Pension Plan, Group Life Insurance, Unemployment Insurance—44,782.

Other Payments (\$3,325):

Accounts under \$50,000—3,325.

Houlden Records Review (\$3,954):

The expenditures are for storage fees for the documents from the Houlden Inquiry which are required to be held in storage for five years.

Other Payments (\$3,954):

Accounts under \$50,000—3,954.

Systemic Racism in the Ontario Criminal Justice System (\$933,282):

The Commission on Systemic Racism in the Ontario Criminal Justice System was created in response to the Stephen Lewis report to inquire into, to report, and to make recommendations with respect to systemic racism and the extent of its impact on the Ontario criminal justice system.

Salaries and Wages (\$285,164):

Attorney General of Ontario, 150,084; Accounts under \$50,000—135,080.

Employee Benefits (\$64,442):

Payments re: Canada Pension Plan, Group Life Insurance, Unemployment Insurance—64,442.

Travelling Expenses (\$27,442):

E. Ratushny, 12,777; M.C. Tam, 10,667; Accounts under \$10,000—3,998.

Other Payments (\$556,234):

M. Gittens, 115,806; Sri Skanda Rajah Sg, 68,390; Toni Williams, 92,255; Accounts under \$50,000—279,783.

Grants, Subsidies, etc. (\$283,087,601):

Contribution to Legal Aid Fund, Law Society of Upper Canada (\$257,939,842):

Legal Aid Fund, Law Society of Upper Canada, 258,156,028.

Less: Recoveries from Other Ministries (\$216,186):

Office Responsible for Women's Issues, 216,186.

Compensation to Victims of Crime (\$18,116,208):

Sundry Persons in accordance with the *Law Enforcement Compensation Act*, 18,116,208.

Native Court Worker Program (\$1,461,338):

Ontario Federation of Indian Friendship, 1,290,083; Accounts under \$120,000—171,255.

Community/Citizen Group Support, 251,500.

MINISTRY OF THE ATTORNEY GENERAL — Continued

Aboriginal Justice Projects, 305,905.

Supervised Access Pilot Project, 931,409.

Special Projects (\$767,529):

Harriet Tubman Community Organization, 200,000; London Family Court Clinic Inc., 140,000; Metropolitan Toronto Special Committee on Child Abuse, 140,000; Accounts under \$120,000—287,529.

Victims of Abuse in Provincial Institutions, 2,940,576.

Accounts under \$120,000—240,800.

Less: Recoveries from Other Ministries/Agencies re: Seconded Common Legal Services and Civil Law Office (\$36,272,511): Agriculture and Food, 890,919; Community and Social Services, 1,855,435; Consumer and Commercial Relations, 2,583,336; Culture, Tourism and Recreation, 1,143,950; Development Assignments, 226,172; Office for Disability Issues, 122,289; Economic Development and Trade, 1,091,583; Education and Training, 1,076,798; Environment and Energy, 3,622,326; Finance, 2,505,216; Health, 2,271,388; Housing, 2,596,305; Labour, 2,758,333; Management Board Secretariat, 2,380,438; Municipal Affairs, 1,160,796; Natural Resources, 1,741,006; Northern Development and Mines, 439,895; Ontario Energy Board, 220,428; Ontario Insurance Commission, 983,821; Ontario Municipal Board, 97,802; Ontario Native Affairs Secretariat, 499,415; Pension Commission, 619,504; Solicitor General and Correctional Services, 1,341,075; Transportation, 1,483,501; Accounts under \$50,000—2,560,780.

Total Other Payments 356,953,785

Statutory (\$3,207,976)

Minister's Salary (\$30,003)

Hon. M. Boyd April 1, 1994 to March 31, 1995 30,003

Parliamentary Assistant's Salary (\$9,269)

D. Winner April 1, 1994 to March 31, 1995 9,269

The Proceedings Against the Crown Act (\$1,635,473)

Robert David Johnston, 80,887; Sandra Loomis, Dan Hoggart, Carrie Glauser, Tim Coultres, Marvin Cook, Richard Donaldson and Lisa Barry, 50,000; Suzanne Patricia MacDougall, 147,500; Claire Metrick, 125,000; Stephen Naylor and Gabrielle Margaret Jeanne Naylor, 172,500; William Sayers and Zoe Sayers, 136,283; Silwell Developments Ltd., Berma Estates Ltd. and Simon Yakubowicz in Trust, 190,170; Anita Shilton, 56,482; Gilles Rousseau Lumber Ltd., 50,000; Accounts under \$50,000—626,651.

Payments under the Ministry of Treasury and Economics Act (\$1,002,115)

Sundry Payments 1,002,115


Allowances to Supreme Court/District Judges (\$531,116)

Allowances under \$50,000—531,116.

MINISTRY OF THE ATTORNEY GENERAL — Concluded

Summary of Expenditure

Voted		
Salaries and Wages	327,736,528	
Employee Benefits	53,633,329	
Travelling Expenses	6,073,981	
Other Payments	356,953,785	
		744,397,623
Statutory		3,207,976
Total Expenditure, Ministry of the Attorney General		<u>\$747,605,599</u>



CABINET OFFICE

DETAILS OF EXPENDITURE

Voted

Salaries and Wages (\$5,097,249)

Temporary Help Services (\$192,592):

Management Board Secretariat, 183,266; Accounts under \$50,000—9,326.

Payments to Other Ministries/Agencies (\$205,031):

Attorney General, 97,110; Accounts under \$50,000—107,921.

Less: Recoveries from Other Ministries/Agencies (\$205,063):

Economic Development and Trade, 123,103; Accounts under \$50,000—81,960.

Employee Benefits (\$762,954)

Payments for: Canada Pension Plan, 78,960; Employer Health Tax, 96,854; Public Service Pension Fund, 153,090; Unemployment Insurance, 145,635; Unfunded Liability—Public Service Pension Fund, 56,974; Accounts under \$50,000—140,193.

Other Benefits: Severance Pay, 57,077; Accounts under \$50,000—31,291.

Workers' Compensation Board, 207.

Payments to Other Ministries/Agencies (\$47,144):

Accounts under \$50,000—47,144.

Less: Recoveries from Other Ministries/Agencies (\$44,471):

Accounts under \$50,000—44,471.

Travelling Expenses (\$75,450)

D. Agnew, 11,361; M. Mendelson, 5,625; D. Sword, 10,056; Accounts under \$10,000—48,408.

Other Payments (\$1,922,496)

Materials, Supplies, etc. (\$1,922,496):

Executive Furniture Group, 52,745; Milner Graphics, 54,356; Swiss Print and Graphics Ltd., 88,218; Accounts under \$50,000—1,162,370.

Payments to Other Ministries/Agencies (\$592,208):

Management Board Secretariat, 454,059; Accounts under \$50,000—138,149.

Less: Recoveries from Other Ministries/Agencies (\$27,401):

Accounts under \$50,000—27,401.

Total Other Payments 1,922,496

CABINET OFFICE — Concluded

Summary of Expenditure

Voted

Salaries and Wages	5,097,249
Employee Benefits	762,954
Travelling Expenses	75,450
Other Payments	1,922,496
Total Expenditure, Cabinet Office	\$7,858,149

OFFICE OF THE CHIEF ELECTION OFFICER

Warren R. Bailie, Chief Election Officer

DETAILS OF EXPENDITURE

Voted

Salaries and Wages (\$809,169)

Employee Benefits (\$90,763)

Employee Benefits: Accounts under \$50,000—90,594.

Other Benefits: Accounts under \$50,000—169.

Statutory *The Election Act* (\$3,273,903)

Temporary Help Services (\$465,907)

Management Board Secretariat, 267,026; Accounts under \$50,000—198,881.

Travelling Expenses (\$12,290)

Accounts under \$10,000—12,290.

Other Payments (\$2,435,528)

Materials, Supplies, etc. (\$2,435,528):

Cognos Incorporated, 68,470; Entire Reproductions, 194,370; Hexagon Computer Systems Inc., 181,331; MacMillan Bathurst, 81,731; Management Board Secretariat, 1,055,041; Metropol Security, 82,328; Accounts under \$50,000—772,257.

Electoral District Payments (\$360,178)

Algoma, 4,026; Algoma-Manitoulin, 2,152; Beaches-Woodbine, 354; Brampton North, 3,084; Brampton South, 2,288; Brantford, 4,538; Brant-Haldimand, 1,306; Bruce, 2,285; Burlington South, 576; Cambridge, 5,749; Carleton, 1,936; Carleton East, 6,620; Chatham-Kent, 1,428; Cochrane North, 1,546; Cochrane South, 1,365; Cornwall, 1,032; Don Mills, 1,225; Dovercourt, 896; Dufferin-Peel, 4,431; Durham Centre, 2,203; Durham East, 4,573; Durham West, 4,976; Durham-York, 4,331; Eglinton, 358; Elgin, 665; Essex-Kent, 820; Essex South, 1,808; Etobicoke-Humber, 777; Etobicoke-Lakeshore, 824; Etobicoke-Rexdale, 1,224; Etobicoke West, 1,147; Fort William, 1,515; Fort York, 382; Frontenac-Addington, 3,600; Grey-Owen Sound, 633; Guelph, 3,102; Halton Centre, 5,574; Halton North, 577; Hamilton Centre, 3,941; Hamilton East, 2,111; Hamilton Mountain, 3,987; Hamilton West, 591; Hastings-Peterborough, 707; Huron, 738; Kenora, 4,325; Kingston and the Islands, 763; Kitchener, 3,380; Kitchener-Wilmot, 3,108; Lake Nipigon, 2,405; Lambton, 1,242; Lanark-Renfrew, 1,306; Lawrence, 425; Leeds-Grenville, 2,376; Lincoln, 4,922; London Centre, 3,783; London North, 4,590; London South, 4,121; Markham, 4,369; Middlesex, 4,675; Mississauga North, 5,502; Mississauga South, 715; Mississauga West, 2,968; Muskoka-Georgian Bay, 715; Nepean, 5,767; Niagara South, 742; Nickel Belt, 4,883; Nipissing, 3,088; Norfolk, 1,069; Northumberland, 659; Oakville South, 1,158; Oakwood, 340; Oriole, 569; Oshawa, 767; Ottawa Centre, 1,222; Ottawa East, 3,846; Ottawa-Rideau, 4,711; Ottawa South, 2,551; Ottawa West, 1,928; Oxford, 700; Parkdale, 955; Parry Sound, 943; Perth, 4,795; Peterborough, 2,665; Port Arthur, 1,691; Prescott and Russell, 1,245; Prince Edward-Lennox-South Hastings, 784; Quinte, 878; Rainy River, 2,513; Renfrew North, 992; Riverdale, 357; St. Andrew-St. Patrick, 54,705; St. Catharines, 2,342; St. Catharines-Brock, 1,802; St. George-St. David, 3,048; Sarnia, 1,559; Sault Ste. Marie, 1,582; Scarborough-Agincourt, 1,367; Scarborough Centre, 340; Scarborough East, 2,835; Scarborough-Ellesmere, 1,314; Scarborough North, 3,714; Simcoe Centre, 4,420; Simcoe East, 3,767; Simcoe West, 2,407; S-D-G and East Grenville, 3,364; Sudbury, 880; Sudbury East, 957; Timiskaming, 4,494; Victoria-Haliburton, 20,954; Waterloo North, 3,398; Welland-Thorold, 1,863; Wellington, 716; Wentworth East, 3,394; Wentworth North,

OFFICE OF THE CHIEF ELECTION OFFICER — Concluded

4,692; Willowdale, 375; Windsor-Riverside, 3,488; Windsor-Sandwich, 3,751; Windsor-Walkerville, 2,966; York Centre, 6,202; York East, 93; York-MacKenzie, 3,591; York Mills, 2,149; York South, 782; Yorkview, 1,358.

Summary of Expenditure

Voted		
Salaries and Wages	809,169	
Employee Benefits	90,763	
		899,932
Statutory		3,273,903
Total Expenditure, Office of the Chief Election Officer		\$4,173,835

MINISTRY OF CITIZENSHIP

Hon. Elaine Ziemba, Minister

DETAILS OF EXPENDITURE

Voted

Salaries and Wages (\$32,298,497)

Temporary Help Services (\$403,952):

Keith Bagg Temporary Services, 211,930; Accounts under \$50,000—192,022.

Payments to Other Ministries/Agencies (\$2,266,474):

Labour, 254,473; Management Board Secretariat, 2,012,001.

Less: Recoveries from Other Ministries (\$269,907):

Management Board Secretariat, 128,304; Office Responsible for Women's Issues, 141,603.

Employee Benefits (\$4,448,533)

Payments for: Canada Pension Plan, 464,260; Dental Plan, 241,393; Employer Health Tax, 519,653; Group Life Insurance, 52,310; Long Term Income Protection, 277,180; Supplementary Health and Hospital Plan, 254,617; Unemployment Insurance, 868,216; Unfunded Liability—Public Service Pension Fund, 409,194; Accounts under \$50,000—209,602.

Other Benefits: Attendance Gratuities, 18,135; Early Retirement Incentive, 121,382; Maternity/Parental/Adoption Leave Allowances, 152,518; Severance Pay, 304,018; GO Temp Benefits, 256,591.

Workers' Compensation Board, 11,428.

Payments to Other Ministries (\$398,218):

Culture, Tourism and Recreation, 113,377; Labour, 217,532; Accounts under \$50,000—67,309.

Less: Recoveries from Other Ministries/Agencies (\$110,182):

Accounts under \$50,000—110,182.

Travelling Expenses (\$1,043,936)

Hon. Elaine Ziemba, 9,520; J. Carter, 2,601; N. Alboim, 4,808; L. Alphonse, 17,580; R. Bouchard, 11,365; E. Cader, 18,873; N. Chahal, 13,996; K. Delgaty, 17,474; S.S. Gill, 19,728; A. Griffin, 10,287; R. Kalimootoo, 16,549; K. Kevany, 17,194; V. Lakhani, 14,043; J. Lavell, 11,410; H. Mlilo, 11,421; J. Rae, 13,052; P. Sabourin, 17,685; J. St. Onge, 11,415; D. Skinner, 10,374; D. Welch, 14,153; Accounts under \$10,000—789,711.

Less: Recoveries from Other Ministries/Agencies (\$9,303):

Accounts under \$10,000—9,303.

Other Payments (\$35,805,641)

Materials, Supplies, etc. (\$11,480,659):

ABCO Office Installations, 117,262; American Express Travel, 51,577; Avebury Research and Consulting, 52,259; Bell Canada, 152,005; Bruce Levey Reporting Services, 52,011; Delta Chelsea Inn, 51,087; Dorey and Crossley Communication Ltd., 67,665; Fasken Campbell Godfrey, 140,970; Sharon Ffolkes-Abrahams, 73,938; Fraser and Beatty Barristers and Solicitors, 64,170; G.B. Catering Ltd., 93,159; Genesis, 58,160; Howarth and Smith, 112,376; The Ideal Printing Company Ltd., 61,343; Koskie and Minsky Barristers and Solicitors, 70,277; MFP Technology Services Ltd., 753,267; Carla McKague, 100,245; Media Buying Services Limited, 270,344; Mediareach, 64,115; Michael Ornstein Social Research Consulting, 54,516; Miller Naylor Associates Inc., 55,258; Ministries: Attorney

MINISTRY OF CITIZENSHIP — Continued

General, 120,365; Culture, Tourism and Recreation, 643,153; Labour, 56,637; Management Board Secretariat, 2,343,007; Morris/Rose/Ledgett Barristers and Solicitors, 100,930; Northern Lights Productions Inc., 96,390; Fleurette Osborne, 70,000; Receiver General for Canada Human Resources, 209,378; Antonia Salmon, 82,885; Geri Sanson, 61,797; Jennifer Scott, 57,208; Sightlines Productions Ltd., 85,800; Swiss Print and Graphics Ltd., 82,766; Tenet Computer Group Inc., 422,059; Western Management Consultants, 286,294; Accounts under \$50,000—5,712,375.

Less: Recoveries from Other Ministries/Agencies (\$1,466,389):

Management Board Secretariat, 293,789; Office Responsible for Women's Issues, 1,129,886; Accounts under \$50,000—42,714.

Grants, Subsidies, etc. (\$37,934,268):

Anduhyaun Incorporated, 225,000; Anemki Mountain Corporation, 162,500; Barbara Schlifer Commemorative Clinic, 285,871; Canadian Centre for Italian Culture and Tourism, 225,000; Caribbean Cultural Committee, 125,000; Catholic Immigration Bureau, 190,290; Centre for Spanish Speaking Peoples, 134,985; Chinese Information and Community Services, 229,786; Chippewas of Kettle and Stony Point First Nation, 225,000; Coalition of Visible Minority Women, 129,615; Costi-ias Immigrant Services, 171,425; DisAbled Women's Network Ontario, 145,000; First Portuguese Canadian Cultural Centre, 519,554; Folk Arts Council of St. Catharines, 151,390; Gujarat Samaj of Toronto, 395,500; Gujarati Cultural Society of Toronto, 300,000; Human Services of Scarborough, 225,232; Immigrant and Visible Minority Women Against Abuse, 213,867; International Ladies Garment Workers, 191,900; Italian Canadian Benevolent Corporation, 197,000; Kingston and District Immigrant Services 126,504; Kitchener-Waterloo Multicultural Centre, 141,799; Labourers International Union, 420,910; Lansdowne House First Nation, 271,865; Latin American Community Centre, 129,819; London Cross Cultural Learner Centre, 174,744; London Cultural Interpretation Service, 161,719; Ministry of Education and Training, 506,462; Mohawks of the Bay of Quinte, 122,842; Multicultural Assistance Services of Peel, 146,802; Munsee-Delaware First Nation, 620,250; Nishnawbe-Aski Nation, 5,195,035; Ontario Chinese Artists Association, 125,000; Ontario Chinese Medicine and Acupuncture Co-op, 120,680; Ontario Council of Agencies Serving Immigrants, 261,857; Ontario Federation of Indian Friendship Centres, 1,331,500; Ottawa-Carleton Immigrant Services Organization, 455,249; Pikangikum First Nation, 300,942; Pine Tree Native Centre of Brant, 278,579; Polish Immigrant and Community Services, 140,644; Portuguese Social Service Centre of Toronto, 131,922; Rexdale Community Microskills Development, 121,414; Rexdale Women's Centre, 188,024; Riverdale Immigrant Women's Centre, 122,636; Rocky Bay First Nation, 142,461; St. Stephen's Community House, 140,851; Skills for Change, 654,837; Social Planning Council of Peel, 178,347; Sudbury Multicultural/Folk Arts Association, 148,221; Tamil Eelam Society of Canada, 225,830; Thunder Bay Multicultural Association, 227,017; Union of Ontario Indians, 211,358; Urban Alliance on Race, 239,130; Vedic Aryan Cultural Society, 500,000; Wahta Mohawks, 547,197; Walpole Island First Nation, 376,626; West End Community Ventures, 209,139; Wikwemikong Development Commission, 207,000; Woodgreen Community Centre, 129,059; Working Women Community Centre, 127,317; Accounts under \$120,000—17,628,765.

Less: Recoveries from Other Ministries/Agencies (\$13,609,286):

Economic Development and Trade, 13,037,285; Management Board Secretariat 188,868; Office Responsible for Women's Issues, 383,133.

Total Other Payments 35,805,641

Statutory (\$48,541)

Minister's Salary (\$30,003)

Hon. E. Ziemba April 1, 1994 to March 31, 1995 30,003

Parliamentary Assistants' Salary (\$18,538)


J. Carter April 1, 1994 to March 31, 1995 9,269

D. Fletcher April 1, 1994 to March 31, 1995 9,269

MINISTRY OF CITIZENSHIP — Concluded

Summary of Expenditure

Voted		
Salaries and Wages	32,298,497	
Employee Benefits	4,448,533	
Travelling Expenses	1,043,936	
Other Payments	35,805,641	
		73,596,607
Statutory		48,541
Total Expenditure, Ministry of Citizenship		<u>\$73,645,148</u>



MINISTRY OF COMMUNITY AND SOCIAL SERVICES

Hon. Tony Silipo, Minister

Details of Expenditure

Voted

Salaries and Wages (\$410,049,609)

Temporary Help Services (\$5,620,415):

Appleone Service Ltd., 105,610; Best Personnel Services, 78,325; Bradson Personnel Services, 268,131; Contact Human Resources Group, 71,754; DGS Personnel, 59,092; Kelly Temporary Services, 67,485; Management Board Secretariat, 3,509,836; Manpower Temporary Services, 237,457; The People Bank, 119,537; Personnel By Elsie, 91,485; Profile Consultants, 54,803; Toronto Hospital Postgraduate Payroll Association, 168,369; University of Toronto, 57,500; University of Waterloo, 97,036; Accounts under \$50,000—633,995.

Less: Recoveries from Other Ministries (\$91,178):

Management Board Secretariat, 85,059; Accounts under \$50,000—6,119.

Employee Benefits (\$66,501,534)

Payments for: Canada Pension Plan, 7,838,496; Dental Plan, 4,396,000; Employer Health Tax, 7,969,057; Group Life Insurance, 726,445; Long Term Income Protection, 4,990,342; Public Service Pension Fund, 182,009; Supplementary Health and Hospital Plan, 4,831,270; Unemployment Insurance, 14,757,464; Unfunded Liability—Public Service Pension Fund, 5,680,202; Accounts under \$50,000—122,196.

Other Benefits: Attendance Gratuities, 599,528; Death Benefits, 80,988; Early Retirement Incentive, 1,474,756; Maternity/Parental/Adoption Leave Allowances, 2,757,696; Severance Pay, 5,149,271.

Workers' Compensation Board, 5,210,946.

Payments to Other Ministries (\$111,817):

Accounts under \$50,000—111,817.

Less: Recoveries from Other Ministries (\$376,949):

Accounts under \$50,000—376,949.

Travelling Expenses (\$6,465,450)

Hon. T. Silipo, 4,322; R. Proctor, 4,677; D.G. Aquin, 10,506; B. Bajari, 10,331; M. Batie, 17,755; R. Beaver, 12,884; L. Bellavance, 12,508; S. Bihun, 11,319; P. Bouchard, 11,113; R. Bourgeois, 10,355; J. Bouwmeester, 11,475; S. Braun, 22,050; W.R. Cerniuk, 12,448; A.J. Chaput, 11,825; M.D. Cillis, 13,136; K. Clewley, 10,834; L.H. Cole, 12,867; D. Copenace, 12,428; R. Cormier, 10,749; L.J. Cote, 23,542; D.J. Csabak, 10,665; S.L. Cunningham, 11,136; C.D. Difalco, 15,769; F.A. Dominelli, 10,735; G.B. Drake, 23,067; D.K. Durkot, 24,990; B. Elo-Shepherd, 10,705; J.J. Fitzpatrick, 16,303; E. Fraser, 14,907; J.A. Goch, 10,850; E. Goss, 32,767; J. Grigg, 20,370; A.V. Guillemette, 14,562; F. Hamu, 11,512; D.M. Hayman, 14,210; Rev. R.G. Hebert, 16,279; S.E. Hildebrant, 11,984; W.L. Hutchings, 11,423; G.S. Jackson, 11,474; K.L. Jewitt, 21,305; B.L. Johnson, 14,366; J.E. Kelloway-Tarrant, 17,527; F.P. Koch, 16,799; S.M. Kosowick, 16,591; K.M. Laframboise, 10,897; D.J. Lafranier, 30,482; P. Lalonde, 11,333; C.D. Lees, 17,838; K. Leslie, 14,197; J. Loft, 13,794; D.B. Low, 20,918; D. Lozier, 10,761; J.G. Manarin, 11,710; G.F. Marks, 12,570; T. Marston, 18,332; M.A. McMillan, 11,859; P.P. Mori, 12,261; J. Mudde, 12,367; B.J. Parker, 14,109; D. Petiquan, 11,998; A. Prasuhn, 16,002; D.I. Pringle, 10,178; W. D. Redmond, 16,186; L. Reyes, 17,082; L.A. Richie, 13,692; L. Riley, 12,979; M. Romano, 24,279; M.R. Seymour, 11,441; A. Sikkema, 10,801; I. Singh, 45,855; M. Snowden, 15,595; B.F.S. Swartzentruber, 11,636; N.A. True, 13,851; B. Vermette, 12,405; K.A. Wakeford, 29,242; T.W. White, 41,771; N. Wu, 13,236; D.W. Yanni, 11,225; K. Zehr, 16,321; D. Zuccato, 25,025; Accounts under \$10,000—5,233,802.

MINISTRY OF COMMUNITY AND SOCIAL SERVICES — Continued

Other Payments (\$8,855,441,679)

Materials, Supplies, etc. (\$94,305,109):

ABS System Consultants Ltd., 65,000; AT and T Capital Canada Inc., 405,688; Abbott Laboratories Ltd., 137,701; Adult Occupational Centre Canteen, 115,792; Alexander Consulting Group Ltd., 62,096; Allseating Corp., 408,447; Amada Technologies Inc., 74,705; Anasco Systems Inc., 78,866; Arqana Technologies, 74,323; Asset Computer Personnel Ltd., 78,871; Ault Foods Ltd., 742,830;

Bassett Laudi Partners, 156,780; Bell Canada, 1,993,184; Belmont Meat Products Ltd., 55,645; Berghem Systems Inc., 97,135; Bigham The Mover Ltd., 62,386; Dr. J. Blachford, 65,905; Dr. Ivan Bracaleni, 77,485; Bright Cheese House, 60,437; Bruce Edmeades Sales Ltd., 78,014; Sharon Buchanan, 72,359; Burgess Wholesale Ltd., 483,300; Edward W. Burrow, 64,746;

Cambridge Towel Corp., 89,223; Canada Post Corp., 1,217,215; Canadian Corps of Commissionaires, 593,904; Canadian Info Tech, 54,851; Canadian Tire Corp. Ltd., 81,865; Canebsco Subscription Services, 115,216; Dr. R.A. Carson, 110,773; Cascades Dismed Inc., 150,145; Cassidy's Ltd., 61,934; Centennial Plymouth Chrysler, 50,574; Centra Gas Ontario Inc., 614,374; Thomas C. Cheetham, 155,350; Chef Foods, 59,659; City of London Public Utilities Commission, 140,399; Claremont Graphic, 72,036; Comcar Comprehensive Health Services, 57,529; Commercial and Industrial Moving Services Inc., 472,787; Computer Associates Canada Ltd., 323,512; Consumers Gas Co., 657,539; Coopers and Lybrand Consulting Group, 112,329; Corporate Software Canada Ltd., 59,859; Country Meat, 50,645; Country Produce, 58,803;

DRT Systems International, 132,063; Dale Intermediaries Ltd., 471,538; Tod Daley, 50,482; Datafile, 200,989; Delcomp Consulting, 105,438; Derry Foods Ltd., 317,427; Digital Equipment of Canada Ltd., 328,195; Diversey Wyandotte Inc., 68,221; Drug Trading Company Ltd., 220,158; Dejan Duric, 50,847;

Ecolab Ltd., 57,134; Esso Petroleum Canada, 89,140; Etobicoke Hydro, 108,115; Euro-Deli, 83,874;

Finlay Greenwood Inc., 67,574; Elana H. Fleischmann, 53,707; Ford Motor Co. of Canada Ltd., 168,921; Freedom Motors, 81,098; Fullerton Electric, 59,528;

G.B. Catering Ltd., 75,063; GFS Canada Inc., 458,850; GSI International Consulting Group, 64,335; General Motors of Canada Ltd., 396,644; Grand and Toy Ltd., 299,529;

S. Haennel, 103,713; Health Vision Corp., 82,863; Hickeson-Langs Supply Co., 975,223; Hospital Food Services—Ontario Inc., 284,194;

Inter City Papers Limited, 117,176; Intertan Canada Ltd., 1,239,604;

J and D Systems Inc., 205,642; J. Quattrocchi and Company Ltd., 83,665; Jane McKinnon Communications, 50,175; Joyce Furniture Inc., 149,956;

Kawartha Hospital Linen Services, 62,546; The Knoll Group, 2,682,959; Kodak Canada Inc., 178,079;

LBMS Inc., 198,732; Lancaster Business Forms Canada, 362,475; Dr. J.R. Leitch, 64,343; Lilo Products, 92,838; Lipson's Stores Ltd., 77,778; Llewellyn Security, 62,232; London Employee Assistance Consortium, 50,574; London Hospital Linen Service, 345,822;

MFP Technology Services Ltd., 6,229,037; Maggi Systems Consultants Inc., 74,168; Manufacturer Finance Programs Ltd., 3,094,874; Marmer Penner Inc., 404,965; D. Marvin, 61,250; McDermott Group Inc., 84,478; McGrath Cartage Smiths Falls Ltd., 53,716; Meatland Noack and Hammer Ltd., 127,793; Richard Meen, 66,915; Metro Envelope Limited, 62,767; Microage Computer Stores, 62,788; Milner Graphics, 436,071; Ministries: Attorney General, 1,742,911; Citizenship, 112,604; Health, 7,340,687; Management Board Secretariat, 16,871,613; Solicitor General and Correctional Services, 216,963; Minitel, 61,685; Mobility Canada, 93,440; Model Uniform Rental Service Ltd., 114,827; Mohawk College of Applied Arts and Technology, 50,487; Montcalm Meats Inc., 63,912;

MINISTRY OF COMMUNITY AND SOCIAL SERVICES — Continued

Norfield Business Systems, 57,577; Northern Telephone Ltd., 92,345; Notre Dame of St. Agatha, 52,315;

Oakville Hydro-Electric Commission, 154,756; Office Equipment Co. of Canada, 50,580; Ontario Association of Interval and Transition Houses, 68,000; Ontario Hydro Electrical Inspection Office, 1,213,453; Ontario Institute for Studies in Education, 55,549; Ontario Municipal Social Services Association, 131,133; Orillia, City of, 176,696; Orillia Water, Light and Power Commission, 424,802;

Perma Printing, 55,279; Petro Canada, 129,627; Pitney Bowes, 318,976; Plainfield Community Homes, 59,400; Postage By Phone, 140,600; Print Canada, 51,076, The Printing Corporation Inc., 64,520; Procom Professional Computer Consultants, 152,218; Procter and Gamble Co. of Canada Ltd., 57,285; Public Utilities Commission of Cobourg, 51,143; Purolator Courier Corp., 238,248;

Queen's University, 1,220,360;

Reed Stenhouse Companies Ltd., 59,403;

SHL Computer Innovations, 2,189,623; SHL Systemhouse Inc., 356,489; Sandoz Nutrition, 50,121; Savin Canada Inc., 647,442; Saxony Sales, 59,216; Shell Canada Products Ltd., 201,896; Smiths Falls Water Commission, 69,494; Softchoice, 54,363; H. Sohn, 61,846; Solness Inc., 56,485; Catherine Steele, 204,008, Stewart Wholesale Co. Ltd., 111,969; Strano Foods Ltd., 312,154; Structured Systems Solutions, 300,596; Summit Food Distributors Inc., 130,296; Swish Maintenance Ltd., 60,898; Systematix, 55,406;

TCT Canada Inc., 113,068; T.L.W. Enterprise Inc., 100,373; Thistletown Psychiatric Associates, 278,706; Thorn Press Ltd., 54,323; Tie/Communications Canada Inc., 170,708; Trafalgar Medical Clinic, 54,824;

Union Gas Ltd., 743,325; Unisource Canada Inc., 68,168; University of Western Ontario, 600,010;

Victoria Hospital Corp., 117,984;

Walker Interactive Systems, 919,683; Westburne Central Supply, 77,535; Weston Bakeries Ltd., 50,125; Woodstock Public Utility Commission, 59,883;

Xerox Canada Inc., 334,912;

York University, 168,846; Accounts under \$50,000—20,615,367.

Grants, Subsidies, etc. (\$8,761,136,570):

Adults' and Children's Services (\$8,761,136,570):

Program Administration Services (\$547,745):

Policy and Program Development Projects (\$342,245):

Accounts under \$120,000—342,245.

Named Grants (\$205,500):

Accounts under \$120,000—205,500.

Income Maintenance (\$6,584,766,889):

Provincial Allowances and Benefits (\$3,490,241,185):

Canadian Hearing Society, 200,028; Ministries: Attorney General, 2,442,166; Health, 12,168,367; Olsten Healthcare, 152,856; Ontario Dental Association, 61,226,217; Ontario Housing Corp., 3,580,103; Accounts under \$120,000—3,410,471,448.

Municipal Allowances and Benefits (\$2,792,695,864):

Alderville First Nations, 203,723; District of Algoma Social and Family Services, 10,780,429; Algonquin Golden Lake First Nation, 224,118; Alice and Fraser, Township of, 234,316; Anishinawbe of Wauzhushk Onigum, 300,873; Arnprior, Town of, 1,070,307; Asphodel, Township of, 732,230; Assiginack, Township of, 145,016; Attawapiskat First Nation, 1,606,006;

MINISTRY OF COMMUNITY AND SOCIAL SERVICES — Continued

- Barrie, City of, 13,013,573; Batchewana Indian Band, 210,729; Bearskin Lake Band, 216,864; Beausoleil First Nation, 1,047,982; Belmont and Methuen, Township of, 695,169; Big Grassy Band Reserve, 242,349; Brant County, 19,669,443; Brockville, City of, 6,572,305; Bromley, Township of, 145,238; Bruce, County of, 7,925,661; Brunswick House Band, 139,192; Burleigh and Anstruther, Townships of, 281,094;
- Cat Lake Band #63, 589,578; Cavan, Township of, 376,446; Chatham, City of, 8,849,846; Chiefs of Ontario Inc., 1,590,946; Chippewas of Georgina Island, 145,217; Chippewas of Kettle and Stony Point, 703,122; Chippewas of Nawash First Nation, 657,641; Chippewas of Rama First Nation, 645,354; Chippewas of Sarnia Indian Band, 646,328; Chippewas of Saugeen, 591,211; Chippewas of The Thames First Nation, 821,415; Cobalt, Town of, 243,769; Cochrane District Welfare Administration Board, 3,701,119; Constance Lake First Nation, 400,434; Cornwall, City of, 19,759,880; Curve Lake First Nation, 556,279;
- Deep River, Town of, 384,874; Deer Lake Indian Band, 1,216,622; Douro, Township of, 271,128; Dryden, Town of, 627,116; Dufferin, County of, 5,121,046; Dummer, Township of, 445,808; Durham, Regional Municipality of, 85,545,558;
- Eabametoong First Nation, 1,512,185; Eagle Lake Band, 123,063; Ear Falls, Township of, 249,366; Elgin, County of, 3,823,112; Englehart, Town of, 378,279; Ennismore, Township of, 389,060; Essex, County of, 12,280,172;
- Fort Albany First Nation, 877,148; Fort Severn Indian Band, 358,995;
- Gananoque, Separated Town of, 1,305,992; Geraldton, Town of, 594,392; Ginoogaming First Nation, 162,128; Grassy Narrows Band, 710,237; Grey, County of, 11,538,181; Gull Bay Indian Band, 383,436;
- Hagarty and Richards, Township of, 233,778; Haileybury, Town of, 640,792; Haldimand—Norfolk, Regional Municipality of, 12,105,075; Haliburton, County of, 4,879,080; Halton, Regional Municipality of, 24,330,569; Hamilton-Wentworth, Regional Municipality of, 129,121,134; Harvey, Township of, 813,407; Hastings, County of, 38,132,574; Havelock, Village of, 852,693; Henvey Inlet First Nation, 163,883; Hinchinbrooke, Township of, 298,150; Horton, Township of, 255,415; Huron, County of, 3,932,194;
- Ignace, Township of, 274,628; Iskutewisakaygun #39 Independent First Nation, 271,692;
- Jaffray and Melick, Township of, 267,753;
- Kasabonika Lake Indian Band, 636,352; Kashechewan First Nation, 1,910,764; Keewatin, Town of, 151,203; Keewaywin First Nation, 432,987; Kennebec, Township of, 252,013; Kenora, Town of, 2,289,373; Kenora, Unorganized District of, 6,986,405; Kent, County of, 16,012,973; Kingfisher Lake Band, 214,446; Kingston, City of, 27,074,496; Kingston, Township of, 5,194,936; Kirkland Lake, Town of, 1,853,011; Kirkland Lake, Unorganized District of, 781,622;
- Lac La Croix Band, 128,504; Lac Seul Band, 654,209; Lakefield, Village of, 602,572; Lambton, County of, 23,514,333; Lanark, County of, 10,825,954; Latchford, Town of, 141,507; Leeds and Grenville, United Counties of, 7,571,611; Lennox and Addington, County of, 7,347,670; Little Current, Town of, 245,448; London, City of, 106,049,392; Longlac, Town of, 172,139; Longlac #58 Indian Band, 449,085; Loughborough, Township of, 405,522;
- Manitouwadge, Township of, 326,617; Marathon, Township of, 409,221; Marten Falls First Nation #65, 326,886; Mattagami Band of Ojibways, 190,908; McGarry, Township of, 292,712; McNab, Township of, 370,895; Metropolitan Toronto, Municipality of, 1,054,159,392; Middlesex, County of, 6,556,249; Millbrook, Village of, 187,486; Ministries: Health, 3,250,534; Municipal Affairs, 3,046,668; Mississaugas of New Credit First Nation, 222,765; Mohawks of Bay of Quinte, 625,136; Moose Factory First Nation, 1,455,559; Moravian of the Thames Indian Band-Delaware, 426,365; Munsee-Delaware

MINISTRY OF COMMUNITY AND SOCIAL SERVICES — Continued

Nation Muncey of Thames, 149,042; Muskoka, District Municipality of, 10,788,609; Muskrat Dam Band, 120,976;

New Liskeard, Town of, 233,597; Niagara, Regional Municipality of, 90,766,334; Nipissing, District Social Services Board of, 4,595,024; Nipissing First Nation, 805,030; North Bay, City of, 10,057,623; North Bay, Unorganized District of, 2,790,686; North Caribou Lake Band, 369,809; North Spirit Lake Band, 218,038; Northumberland, County of, 9,174,768; Northwest Angle Band #33, 145,721; Northwest Angle Band #37, 342,952; Norwood, Village of, 586,132;

Ojibways of Couchiching Band, 242,921; Ojibways of Dokis Indian Band, 183,861; Ojibways of Fort William Indian Band, 848,156; Ojibways of Garden River Band, 287,881; Ojibways of Mississauga Indian Band, 297,459; Ojibways of Onegaming, 216,212; Ojibways of Pic River First Nation, 387,073; Ojibways of Serpent River Indian Band, 204,963; Ojibways of Shawanaga Indian Band, 139,757; Ojibways of Shoal Lake Indian Band #40, 207,476; Olden, Township of, 178,677; Ontario Municipal Social Services Association, 2,434,538; Ontario Native Welfare Administrators Association, 674,573; Onyota'A:ka, 1,136,636; Osnaburgh Band, 644,357; Oso, Township of, 306,376; Otonabee, Township of, 470,065; Ottawa-Carleton, Regional Municipality of, 286,963,913; Oxford, County of, 15,419,897;

Parry Sound, District of, 9,281,583; Peel, Regional Municipality of, 103,522,191; Pembroke, City of, 1,939,191; Perth, County of, 883,503; Petawawa, Township of, 262,143; Petawawa, Village of, 476,447; Peterborough, City of, 26,511,834; Pic Mobert Indian Band, 396,574; Pickle Lake, Township of, 209,498; Pikangikum Band, 2,195,928; Pittsburgh, Township of, 658,085; Poplar Hill Band, 548,737; Portland, Township of, 319,785; Prescott, Town of, 1,232,453; Prescott and Russell, United Counties of, 16,364,861; Prince Edward, County of, 3,375,282;

Rainy River, District of, 1,881,346; Red Lake, Township of, 544,443; Red Rock Band, 170,321; Renfrew, Town of, 1,139,841; Rocky Bay First Nation, 537,672; Rolph/Buchanan/Wylie and McKay, Township of, 236,374; Ross, Township of, 236,740;

Sachigo Lake Band, 227,324; Sagamok Anishnawbek, 549,142; St. Mary's, Town of, 211,653; St. Thomas, City of, 7,136,826; Sandy Lake Band, 2,562,823; Sault Ste. Marie, City of, 27,035,087; Sault Ste. Marie, Unorganized District of, 4,058,315; Schreiber, Township of, 157,603; Seine River Indian Band, 210,783; Shuniah, Municipality of, 178,441; Simcoe, County of, 36,121,161; Sioux Lookout, Town of, 753,929; Six Nations Indian Reserve, 3,412,888; Smith, Township of, 898,933; Soldiers' Aid Commission of Ontario, 160,500; South Monaghan, Township of, 192,346; Stormont, Dundas and Glengarry, United Counties of, 8,536,866; Storrington, Township of, 255,682; Stratford, City of, 2,826,954; Sudbury, District of, 54,573,605; Sudbury, Unorganized District of, 1,911,817;

Thunder Bay, City of, 21,610,979; Thunder Bay, Unorganized District of, 2,240,532; Timmins, City of, 10,504,794; Timmins, Unorganized District of, 3,048,831;

Victoria, County of, 13,589,108;

Wabaseemoong Independent Nation, 966,031; Wahgoshig Indian Band, 126,820; Walpole Island First Nation, 1,485,157; Wapekeka Band, 364,264; Wasauksing First Nation, 590,549; Washagamis Band, 166,846; Waterloo, Regional Municipality of, 81,746,586; Wellington, County of, 21,478,347; West Bay Band of Manitoulin Island, 452,194; Whitefish Bay Band #32A, 399,876; Whitefish Lake Indian Reserve, 144,282; Whitefish River First Nation, 134,542; Wikwemikong Unceded Indian Reserve, 866,104; Windsor, City of, 44,224,110; Windsor, Unorganized District of, 122,124; Wunnumin Lake Band, 280,050;

York, Regional Municipality of, 70,672,193; Accounts under \$120,000—5,843,066.

Ontario Drug Benefit Plan (\$275,193,708):

Payments to the Ministry of Health in respect of: Provincial Allowances and Benefits, 188,670,755; Municipal Allowances and Benefits, 86,522,953.

MINISTRY OF COMMUNITY AND SOCIAL SERVICES — Continued

jobsOntario Joblink (\$26,620,191):

Bruce, County of, 225,907; Capital Region Community Centre for Hearing Impaired, 124,661; Central Algoma Planning Coordination Committee, 139,782; Centre d'alphabétisation "le trésor des mots", 135,000; Collingwood Community Living, 187,511; Community Opportunities Development Association, 895,500; Cornwall, City of, 127,000; Dixon Hall, 147,533; Dynamic Industries, 121,500; Family Association for Mental Health in Etobicoke, 142,200; Foodshare Metro Toronto, 364,500; Fred Victor Mission of United Church of Canada, 181,310; Gezhtoojig-Sudbury Aboriginal Management Board, 250,000; Hamilton-Wentworth, Regional Municipality of, 263,900; Hispanic Development Council, 142,488; Homes First Society, 834,988; Kingston, City of, 144,900; Labourhood Homes Resource Centre Inc., 181,603; Lennox and Addington, County of, 168,930; Metropolitan Toronto, Municipality of, 726,234; Ministry of Education, 13,308,206; Native Canadian Centre of Toronto, 750,000; Novatech Computer Careers, 221,148; Ontario Federation of Indian Friendship Centre, 1,000,000; Organization of Black Tradesmen and Tradeswomen, 130,500; Ottawa/Carleton, Regional Municipality of, 291,664; Pinecrest-Queensway Community Economic Development, 127,827; Riverdale Immigrant Women's Centre, 198,252; Sault Ste. Marie Economic Development Corporation, 133,841; Sault Ste. Marie, Family Y.M.C.A. of, 176,110; Scarborough Training Facility, 196,358; Self Employment Development Initiatives, 145,800; Skills for Change, 171,000; Somerset West Community Health Centre, 120,861; Sudbury, District of, 126,900; University Settlement Recreation Centre, 220,315; Waterloo, Regional Municipality of, 481,267; Windsor, City of, 272,100; Working Women Community Centre, 120,243; Y.M.C.A. Canada, 138,738; Accounts under \$120,000—2,783,614.

Named Grants (\$9,400):

Accounts under \$120,000—9,400.

Broader Public Sector-Other Grants (\$6,541):

Accounts under \$120,000—6,541.

Adult Social Services (\$214,695,751):

Community Counselling and Support Services (\$53,376,134):

Addiction Services (Hastings and Prince Edward County House) Inc., 298,643; All Saints Church Community Centre, 241,556; Alpha House Inc., 307,301; Anglican Houses, 477,022; Association of Iroquois and Allied Indians, 194,000;

Brampton Multicultural Community Centre Inc., 173,269; The Brock Cottage, 504,025; Buena Vista on the Rideau, 249,350;

Canadian Deaf Blind and Rubella Association, 498,221; Canadian Hearing Society, 1,257,026; Canadian National Institute for the Blind, 812,759; Centre de santé communautaire de Niagara, 208,000; Le centre de santé et services communautaires, Hamilton, 181,800; Centre francophone de Sault Sainte-Marie, 173,277; Centre médico social communautaire, 480,467; Charity House (Windsor), 248,634; Cheshire Homes Foundation of Canada Inc., 380,558; Citizens Against Sexual Child Abuse, 267,540; Clarissa Manor Inc., 150,936; Community Counselling of Nipissing, 132,909; Cornwall and Area Substance Abuse Treatment Centre, 266,065; Crossroads Centre Inc., 330,625;

Dawn House Women's Shelter (Kingston) Inc., 154,111; Destiny Manor Inc., 196,000; Dixie/Bloor Neighbourhood Drop-In Centre, 125,932; Dixon Hall, 227,760;

Ecuhome Corp., 1,162,716; Elizabeth Fry Society of Kingston, 223,880; Empathy House of Recovery, 237,230;

Family Focus of Leeds and Grenville, 145,587; Friendship House-Centre d'accueil, 294,718;

Grace House Inc., 181,543; Grand Council Treaty #3, 565,556; Group Home for Deaf-Blind Persons (Brantford) Inc., 834,258;

MINISTRY OF COMMUNITY AND SOCIAL SERVICES — Continued

Halfway House North Bay Inc., 325,567; Halton, Regional Municipality of, 296,525; Hamilton-Wentworth Chapter of Native Women Inc., 196,700; Hamilton-Wentworth Regional Municipality of, 560,100; Harambee Centres Canada, 462,178; Homes First Society, 720,545; Hostel Services (Durham Region) Inc., 128,000; House of Friendship of Kitchener, 491,135;

Incorporated Synod of the Diocese of Ottawa, 399,651; Independent Living Residences for Deaf-Blind, 745,276; Inter-Cultural Neighbourhood Social Services, 182,836;

James Street Recovery Program, 120,166; John Howard Society of Durham Region, 181,138;

Kashadaying Residence Inc., 124,469; Kenora District Del Art Manor, 195,600; Kingston Home Base Non-Profit Housing Inc., 310,333;

Lakeshore Area Multi-Service Project Inc., 187,667; London, City of, 481,649; Lutheran Community Care Centre of Thunder Bay, 164,033;

MacKay Manor Inc., 162,283; Maison Fraternité, 375,545; Metropolitan Toronto, Municipality of, 3,851,314; Ministry of Citizenship, 456,621; Mission Services of London, 250,532;

Ne-Chee Friendship Centre, 258,419; Nishnawbe-Aski Nation, 777,758; North Frontenac Community Services Corp., 210,609; North Kingston Community Council, 132,968;

Ontario Federation of Indian Friendship Centres, 913,788; Ontario Municipal Social Services Association, 721,120; Options Bytown Non-Profit Housing Corp., 245,456; Ottawa-Carleton, Regional Municipality of, 1,631,239;

Pedahbun Lodge, 210,728; Peel, Regional Municipality of, 652,589; Phoenix Rising Non-Profit Homes Inc., 166,240;

Rockhaven Halfway House, 241,986;

St. Matthew's House, 193,000; St. Michael's Halfway Homes, 447,950; Salvation Army Canada East, 2,992,358; Sault Ste. Marie Alcohol Recovery Home Inc., 244,732; Serenity House Inc., 297,781; Simcoe/Muskoka/Parry Sound District Halfway House, 266,109; Six Nations of Grand River Territory, 135,199; Street Haven at the Crossroads, 359,823; Sudbury Community Service Centre, 121,274;

Toronto Christian Resource Centre, 182,679; Transition House, 270,200; Turning Point Inc., 203,036; Turning Point Youth Services, 276,396;

Union of Ontario Indians, 681,566;

Waterloo, Regional Municipality of, 168,463; Wayside House of Hamilton, 276,700; Wayside House of St. Catharines, 230,000; Wellington, County of, 155,870; Wesley Urban Ministries, 366,300; Windsor, City of, 186,415; Woodgreen Community Centre, 330,638;

Y.W.C.A. of Canada, 397,044; Yonge Street Mission, 130,099; York Community Services, 254,086; York, Regional Municipality of, 229,571; Youth Habilitation (Quinte) Inc., 422,687;

3C's Reintroduction Centre, 253,690; Accounts under \$120,000—13,586,431.

Employment Services and Supports (\$91,798,962):

Algoma District Social and Family Services, 640,790; Alternative Computer Training for the Disabled, 168,462; Amity Goodwill Industries, 1,144,225; Anglican Houses, 612,541; Association for Handicapped Adults, 826,435;

MINISTRY OF COMMUNITY AND SOCIAL SERVICES — Continued

- BALANCE (Blind Adults Learning about Normal Community Environment), 328,529; Barrie, City of, 147,689; Big Sisters Association of Ontario, 337,068; Bob Rumbal Centre for the Deaf, 407,518; Boys' Home, 368,013; Brant, County of, 546,637; Brant Youth Services, 226,323; Bruce, County of, 146,412;
- COSTI-las Immigrant Services, 226,987; Cambrian College of Applied Arts and Technology, 179,993; Cambridge Employment Options, 290,059; Canadian Hearing Society, 2,394,325; Canadian Mental Health Association, 265,640; Canadian National Institute for the Blind, 3,923,639; Canadian Paraplegic Association, 359,257; Catholic Family Services of Hamilton-Wentworth, 240,463; Central Marketing Services, 248,354; Chatham, City of, 126,842; Chiefs of Ontario Inc., 3,383,325; Community Living Mississauga, 213,305; Community Opportunities Development Association of Waterloo/Wellington Region, 691,887; Community Sheltered Workshops, 305,970; Corbrook/Scarbrook Enterprises, 1,379,892; Cornwall, City of, 199,274; Craig Reading and Educational Services Inc., 194,900; Crisis Centre North Bay, 197,592;
- Doncaster Medical Portage Place, 137,152; Dufferin, County of, 148,628; Durham, Regional Municipality of, 780,947;
- Essex, County of, 538,167;
- Frontier College, 120,403; Frontier Computing, 183,485;
- Gallaudet Bookstore, 956,923; George Brown College of Applied Arts and Technology, 316,005; Goodwill Industries of Toronto, 3,246,940; Goodwill Industries of Windsor Inc., 525,831; Grey, County of, 282,253;
- Haldimand-Norfolk, Regional Municipality of, 151,481; Haldimand-Norfolk Resource, Education and Counselling, 196,456; Halton Adolescent Support Services, 657,308; Halton, Regional Municipality of, 203,655; Hamilton-Wentworth, Regional Municipality of, 1,471,108; Hardy Geddes House Inc., 173,295; Harmony Centre Skills Unlimited, 190,482; Hastings, County of, 176,749; House of Friendship of Kitchener, 234,719; Humber College of Applied Arts and Technology, 122,905;
- Inn of the Good Shepherd (Sarnia) Inc., 236,860;
- Jewish Vocational Service of Metropolitan Toronto, 1,270,687; John Howard Society of Durham Region, 236,413; John Howard Society of Sault Ste. Marie, 178,407;
- Kenora, Town of, 138,972; Kent, County of, 144,419; Kingston, City of, 337,610; Kingston Community Counselling Centre, 135,951; Kino Mobility Freedom Inc., 158,825;
- Lakeshore Area Multi-Service Project Inc., 565,851; Line 1000 Placement Services, 142,065; London, City of, 992,436; London Goodwill Industries Association, 1,408,190; Lovesick Lake Native Women's Association, 300,000; Low Income People Involvement of Nipissing Inc., 792,900;
- Madonna University, 208,172; Men's Support Services of York Region, 146,207; Meta Vocational Services Inc., 176,745; Metropolitan Toronto Association for Community Living (A.C.L.), 305,000; Metropolitan Toronto, Municipality of, 6,352,650; Ministry of Municipal Affairs, 314,933; Mission Services of Hamilton Inc., 422,300; Mohawk College of Applied Arts and Technology, 120,125;
- Nexus Youth Services, 201,390; Niagara, Regional Municipality of, 801,900; Nipissing District Social Services Board, 180,793; North Bay, City of, 133,218; North Bay and District A.C.L., 121,715; Northern Lights, 311,187; Northumberland, County of, 363,817; N'Swakamok Native Friendship Centre, 134,807;
- Ontario Federation for the Cerebral Palsied, 447,908; Ontario March of Dimes, 5,512,117; Oolagen Community Services, 187,282; Opportunities 2000, 346,000; Ottawa-Carleton, Regional Municipality of, 3,980,674;

MINISTRY OF COMMUNITY AND SOCIAL SERVICES — Continued

Peel Career Assessment Services, 294,463; Peel, Regional Municipality of, 660,826; Peterborough, City of, 214,958; Prescott and Russell, United Counties of, 301,843;

Rochester Institute of Technology, 545,962;

Salvation Army Canada East, 996,280; Sarnia Goodwill Industries Inc., 334,961; Sault College of Applied Arts and Technology, 148,921; Sault Community Information and Career Centre, Inc., 187,366; Sault Ste. Marie, City of, 201,332; Shoore Centre for Learning, 221,204; Simcoe, County of, 731,338; Six Nations Special Services for Special People, 217,284; Stormont, Dundas and Glengarry, United Counties of, 147,978; Sudbury Action Centre for Youth Inc., 153,192; Sudbury District Social Services, 761,653;

Thunder Bay, City of, 729,787; Thunder Bay Indian Youth Friendship Society, 178,329; Tillsonburg and District A.C.L., 212,607; Torchlight Services, 271,674; Toronto Rehabilitation Centre, 152,080; Toronto Transit Commission, 381,351; Turning Point Youth Services, 282,386;

University of Waterloo, 140,276; Waterloo, Regional Municipality of, 1,067,041; Welland Youth Group Home and Housing Program, 221,100; Windsor, City of, 785,383;

Y.M.C.A. Canada, 975,289; York, Regional Municipality of, 222,115; Youth Habilitation (Quinte) Inc., 133,490; Youth Services Bureau of Ottawa-Carleton, 390,973; Youthdale Treatment Centres, 256,964; Accounts under \$120,000—19,932,792.

Named Grants (\$34,000):

Accounts under \$120,000—34,000.

Violence Against Women (\$71,407,368):

Abrigo (Portuguese Family Resource Centre), 326,233; Alternatives for Family Abuse, 141,962; Anduhyaun Inc., 702,542; Anselma House, 535,381; Assaulted Women's Helpline, 506,102; Atenlos Native Women's Services, 357,000; Atikokan Crisis Centre, 587,010; Avoca Foundation, 486,684;

Baldwin House, 375,545; Barbra Schlifer Commemorative Clinic, 184,115; Beendigen Inc., 356,431; Bernadette McCann House for Women Inc., 423,540; Black River, Township of, 324,053;

Children's Aid Society (C.A.S.) of: Grey, County of, and Owen Sound, City of, 128,553; Oxford County, 199,628; Catholic Community Service in Durham, 135,689; Catholic Family Development Centre of Thunder Bay, 134,095; Catholic Family Services of Hamilton-Wentworth, 128,930; Catholic Family Services of Ottawa-Carleton, 191,640; Catholic Family Services of Peel-Dufferin, 352,614; Catholic Family Services of Toronto, 400,610; Catulpa-Tamarac, 311,313; Centre for Spanish Speaking Peoples, 130,517; Centre Hastings Safe Family Environment Project Inc., 140,675; Chapleau, Hornepayne, Algoma District Women in Crisis Inc., 323,202; Chatham-Kent Women's Centre Inc., 678,251; Chinese Family Life Services, 148,465; Collingwood Crisis Centre, 373,273; Community Counselling of Nipissing, 207,322; Community Justice Initiatives of Waterloo Region, 165,712; Community Resource Centre of Goulbourn, Kanata and West Carleton, 215,310; Counselling and Human Relations Institute, 287,125; Crisis Centre North Bay, 274,136; Crisis Homes Inc., 654,845;

Design for a New Tomorrow, 289,297; Durham, Regional Municipality of, 479,813;

Eabametoong First Nation, 204,026; Education Wife Assault, 186,996; Elliot Lake Family Life Centre, 130,411; Elliot Lake Women's Group Inc., 370,058; Emily Stowe Shelter for Women, 332,553; Ernestine's Women's Shelter, 327,556;

Family and Credit Counselling Services York, 203,918; Family Counselling and Support Services of Guelph-Wellington, 141,896; Family Counselling Centre of Brant Inc., 150,880; Family Crisis Shelter (Cambridge), 321,123; Family Services Association of Metropolitan Toronto, 567,744; Family Services Centre of Ottawa-Carleton, 246,531; Family Services Centre of Sault Ste. Marie and District, 256,116;

MINISTRY OF COMMUNITY AND SOCIAL SERVICES — Continued

- Family Services of Hamilton-Wentworth Inc., 309,693; Family Services of Kent, 156,738; Family Services of Peel, 344,951; Family Transition Place, 586,974;
- Geraldton, Town of, 252,129; Gloucester Centre for Community Resource, 226,508; Good Shepherd Centre-Hamilton, 348,900; Greek Orthodox Diocese of Toronto (Canada), 195,801; Green Haven Shelter for Women, 405,519; Guelph-Wellington Women In Crisis, 478,280;
- Haldimand-Norfolk Women's Shelter, 545,207; Halton Family Services, 259,031; Halton Women's Place, 515,161; Hamilton-Wentworth, Regional Municipality of, 764,716; Hiatus House Windsor, 1,039,228; Homeward Family Shelter, 361,759; Hope Haven Homes Family Rehabilitation Centre, 183,910; Hoshizaki House and Dryden District Crisis Shelter, 353,129; Huronia Transition Homes Inc., 500,130;
- Immigrant and Visible Minority Women Against Abuse, 249,751; Ingamo Family Home (Woodstock) Inc., 153,044; Interim Place, 604,315; Interval House of Hamilton-Wentworth, 412,255; Interval House of Ottawa-Carleton, 427,382; Interval House of Toronto, 343,294;
- Jewish Family and Child Services of Metropolitan Toronto, 166,455;
- Kapuskaping, Town of, 286,879; Kenora Family Resource Centre, 578,649; Kingston Community Counselling Centre, 129,680; Kingston Interval House, 451,440;
- Lake Superior-Northshore Family Resource Centre, 338,490; Lanark County Interval House, 458,707; Leeds/Grenville Interval House, 385,749; Lennox and Addington Interval House, 365,409; London Battered Women's Advocacy Centre, 305,061; London, City of, 626,836;
- Maggie's Resource Centre for Women, 145,600; Maison d'Amitié Inc., 461,208; Maison Interlude House Inc., 426,184; Manitoulin Haven House Inc., 421,600; Mattawa, Town of, 249,508; Metropolitan Toronto, Municipality of, 6,393,686; Mission Services of Hamilton Inc., 237,800; La montée d'elle Centre de ressource pour violence familiale Stormont Dundas et Glengarry Inc., 308,758; Moosonee Development Area Board, 323,298; Muskoka Women's Advocacy Group, 377,852;
- Naomi's Family Resource Centre, 343,947; Nelson House of Ottawa-Carleton, 389,414; New Starts for Women Inc., 337,334; Niagara, Regional Municipality of, 560,804; Niagara Women In Crisis, 259,040; Nipissing First Nation, 318,374; Nipissing Transition House, 369,661; North York Women's Shelter, 348,472; Nova Vita Women's Shelter Inc., 489,393;
- Ojibways of Mississauga Indian Band, 168,255; Ottawa-Carleton, Regional Municipality of, 1,623,126;
- Parry Sound, District of, 277,231; Pavilion Family Resource Centre, 370,655; Peel, Regional Municipality of, 591,450; People In Transition (Alliston) Inc., 415,243; Perth County Transition Home for Women Inc., 417,754; Phoenix Stage 2 Housing of Huron County, 172,904;
- Redwood Shelter, 128,000; Riverdale Immigrant Women's Centre, 158,465;
- S.O.S. Femmes, 173,982; St. Matthew's Harmony House, 223,023; St. Thomas-Elgin Second Stage Transitional Residence, 126,532; Salvation Army Canada East, 232,125; Sarnia/Lambton Social Services Bureau Inc., 148,221; Sedna Women's Shelter and Support Services Inc., 796,826; Le service familiale de Sudbury, 178,141; Six Nations Indian Reserve, 432,700; South and Metcalfe Non-Profit Housing Corp., 137,891; Sudbury, District of, 650,637; Survival Through Friendship House of Huron County Inc., 426,556;
- Three Oaks Foundation, 409,506; Thunder Bay, City of, 177,746; Thunder Bay Family and Credit Counselling Agency, 277,760; Thunder Bay Physical and Sexual Assault Crisis Centre, 157,968;
- Victim Services of Peel, 231,621; Victoria County Women's Resource Services, 724,418;

MINISTRY OF COMMUNITY AND SOCIAL SERVICES — Continued

Waterloo, Regional Municipality of, 613,465; Wellington, County of, 196,051; West Nipissing, A.C.L., 290,661; Women and Children's Crisis Centre in Barrie, 550,947; Women In Crisis Algoma Inc., 827,492; Women in Crisis Northumberland County, 584,214; Women In Crisis Sioux-Hudson-North, 418,056; Women In Transition, 539,386; Women's Centre (Grey-Bruce) Inc., 730,170; Women's Community House (Semja) Inc., 1,158,541; Women's Emergency Centre (Woodstock) Inc., 455,350; Women's Habitat, 682,583; Women's Hostels Inc. (Nellie's), 571,838; Women's House of Bruce County, 373,158; Women's Interval Home of Sarnia-Lambton Inc., 641,004; Women's Place (St. Catharines and District) Inc., 440,658; Women's Place-Welland District, 413,775; Women's Rural Resources Centre of Strathroy and Area, 361,990; Women's Shelter of Georgina Inc., 297,232; Woodgreen Red Door Family Shelter, 295,685;

Y.W.C.A. of Canada, 3,555,461; Yellow Brick House, 643,585; York, Regional Municipality of, 421,770; Accounts under \$120,000—4,545,046.

Broader Public Sector-Other Grants (\$579,287):
Accounts under \$120,000—579,287.

Adult Social Services Recoveries (\$2,500,000):
Ontario Training and Adjustment Board, 2,500,000.

Children's Services (\$1,234,070,498):

Community Support Services (\$25,196,920):

Adventure Place, 184,231; Association of Agencies for Treatment and Development, 348,095; Blue Hills Academy, 336,247; C.M. Hincks Treatment Centre, 367,614; Children's Aid Societies (C.A.S.) of: County of Haldimand, 132,302; District of Rainy River, 206,320; Northumberland, 176,900; Central Toronto Youth Services, 503,315; Centre de counselling familial de Timmins Inc., 225,953; Children's Council of Halton, 143,684; Children's Mental Health Services (Sudbury), 147,440; Children's Services Council (Durham) Inc., 417,102; Children's Services Council of Windsor-Essex County, 184,229; Children's Services Network of Elgin, Huron, Middlesex and Perth, 220,000; Chippewas of Nawash First Nation, 175,000; Community Services Coordinating and Advisory Group York Region, 164,989; Conseil de planification des services communautaires de Prescott-Russell, 141,562; Dellcrest Children's Centre, 816,204; Équipe psycho-sociale pour enfants et adolescents francophones de Stormont, Dundas et Glengarry, 498,378; Etobicoke Board of Education, 515,600; Family and Child Services of Guelph and Wellington, 510,000; Geneva Centre for Autism Communications and Language Disorders, 266,512; George Hull Centre for Children and Families, 265,352; Ginoogaming First Nation, 136,429; Guelph and Wellington United Way Social Planning, 231,000; Haliburton Social Action Committee, 213,934; Harbour Youth Services of Thunder Bay, 277,086; Kent Children's Services Council, 383,380; Kerry's Place Corp., 290,006; Kina Gbezhgomi Child and Family Services, 1,563,699; Kunuwanimano Child and Family Services, 1,134,176; London Coordinating Committee for Children and Youth, 389,462; Long Lake #58 First Nation, 137,500; Lutherwood, 182,685; Ministry of Housing, 300,000; Network North, 413,879; Niagara Community Services Council, 415,300; Nog-Da-Win-Da-Min Family and Community Services, 1,836,096; North Kingston Community Health Centre, 695,486; North of Superior Mental Health Program, 502,488; N'Swakamok Native Friendship Centre, 747,008; Ojibways of Dokis Indian Band, 442,140; Ojibways of Shawanaga Indian Band, 466,800; Ontario Association of Children's Aid Societies, 278,000; Ontario Federation of Indian Friendship Centres, 201,800; Ontario Prevention Clearinghouse, 327,278; Ontario Social Development Council, 513,962; Patricia Centre for Children and Youth, 253,400; Payukotayno James and Hudson Bay Family Services, 265,519; Peterborough Children's Services Group, 137,856; Regent Park Community Health Centre, 679,905; Salvation Army Canada East, 288,840; Sarnia Lambton Centre for Children and Youth, 122,732; Scarborough Board of Education, 134,700; Social Services Research and Advisory, 402,527; Southeast Ottawa Community Resource Centre, 515,000; Tikinagan Child and Family Services, 225,329; Vermillion Bay Area Social Planning Council, 126,266; Walpole Island First Nation, 526,171; Waterloo, Regional Municipality of, 173,389; Accounts under \$120,000—2,318,663.

MINISTRY OF COMMUNITY AND SOCIAL SERVICES — Continued

Child Welfare (\$357,872,074):

Beausoleil First Nation, 180,454; Children's Aid Societies (C.A.S.) of: Algoma, 3,713,633; Belleville, City of, Hastings, County of, Trenton, City of, 4,400,868; Brant, 4,500,046; Brockville, United Counties of Leeds and Grenville, 3,790,726; Bruce, County of, 1,538,368; Dufferin, County of, 1,307,511; Durham Region, 9,978,663; Elgin, County of, and St. Thomas, City of, 1,896,390; Essex, County of, 5,037,340; Grey, County of, and Owen Sound, City of, 2,252,609; Guelph, City of, and Wellington, County of, 3,558,078; Haldimand, County of, 689,232; Halton, Region of, 7,619,281; Hamilton-Wentworth, 8,420,392; Huron, County of, 1,818,085; Kapuskasing and District, 2,227,724; Kawartha-Haliburton, 6,135,923; Kent, County of, 2,985,691; Kingston, City of, and Frontenac, County of, 4,438,642; Lanark, County of, and Smith Falls, Town of, 2,700,205; Metropolitan Toronto, 53,415,577; Muskoka, District of, 1,565,852; Nipissing, District of, 2,816,643; Norfolk, 2,107,566; Northumberland, 2,390,213; Ottawa-Carleton, 28,596,353; Oxford County, 2,580,442; Parry Sound, District of, 1,537,175; Peel, Region of, 12,165,500; Perth, County of, 1,800,228; Porcupine and District, 2,238,270; Prescott and Russell, 3,278,853; Prince Edward, County of, 829,575; Rainy River, District of, 1,598,545; Sarnia, City of, and Lambton, County of, 4,088,820; Simcoe, County of, 6,076,035; Stormont/Dundas/Glengarry, 4,914,437; Sudbury/Manitoulin, District of, 8,641,843; Temiskaming, District of, 1,727,785; Thunder Bay, District of, 6,778,291; Waterloo, Regional Municipality of, 11,034,794; York, Regional Municipality of, 5,807,024; Catholic C.A.S. of Hamilton-Wentworth, 5,272,183; Catholic C.A.S. of Metropolitan Toronto, 34,878,461; Chippewas of Kettle and Stony Point, 239,603; Chippewas of Nawash First Nations, 229,056; Chippewas of Rama First Nation, 180,975; Chippewas of Sarnia Indian Band, 197,042; Chippewas of Saugeen, 162,744; Curve Lake First Nation, 163,612; Dilico Ojibway Child and Family Services, 2,717,700; Family and Children Services of Renfrew County, 2,994,135; Family and Children's Services of London and Middlesex, 12,154,519; Institute for the Prevention of Child Abuse, 300,000; Jewish Family and Child Service of Metropolitan Toronto, 2,981,034; Kenora-Patricia Child and Family Services, 7,094,201; Lennox and Addington Family and Children's Services, 1,285,302; Metropolitan Toronto Special Committee on Child Abuse, 193,785; Mississauga of New Credit First Nation, 358,899; Mohawk Council of Akwesasne, 1,076,500; Mohawks of Bay of Quinte Indian Band, 367,831; Moravian of Thames Indian Band, 174,562; Munsee-Delaware Nation, 138,300; Niagara Family and Children's Services, 9,119,934; Ontario Association of Children's Aid Societies, 780,000; Onyota'A:ka, 177,700; Payukotayno James and Hudson Bay Family Services, 1,731,708; Roman Catholic C.A.S. of County of Essex County, 4,565,347; Six Nations Indian Reserve, 1,480,913; Tikinagan Child and Family Services, 10,180,900; Wabaseemoong Family Services Inc., 1,776,733; Walpole Island First Nation, 330,178; Weechi-It-Te-Win Family Services, 8,467,707; Accounts under \$120,000—920,828.

Child and Family Intervention (\$199,015,891):

Adventure Place, 1,171,308; Aisling Centre for Children and Families, 3,002,121; Algoma Child and Youth Services, 3,432,119; Algoma Health Unit, 376,000; Anago Non Residential Resources Inc., 880,642; Anglican Houses, 873,926; Arrabon House Inc., 401,775;

Beechgrove Children's Centre, 5,773,891; Beendigen Inc., 246,024; Belton House, 603,558; Big Sisters Association of Ontario, 2,177,636; Blue Hills Academy, 3,201,818; Boreal Centre of Timiskaming, 910,678; The Boys Home, 765,017; Bruce-Grey Children's Services, 1,493,697;

C.M. Hincks Treatment Centre, 755,550; Children's Aid Society (C.A.S.) of: Belleville, City of, Hastings, County of, Trenton, City of, 280,430; Brant, 134,702; Dufferin, County of, 411,237; Kawartha-Haliburton, 134,464; Metropolitan Toronto, 1,058,501; Muskoka, District of, 385,632; Nipissing, District of, 127,026; Ottawa-Carleton, 128,286; Peel, Region of, 1,104,986; Prescott and Russell, 148,828; Rainy River, District of, 956,534; Simcoe, County of, 228,132; Stormont/Dundas/Glengarry, 302,550; Sudbury/Manitoulin, District of, 198,992; Waterloo, Regional Municipality of, 221,660; Catholic C.A.S. of Metropolitan Toronto, 412,000; Catholic Family Services of Hamilton-Wentworth, 522,191; Catulpa-Tamarac, 1,265,061; Central Toronto Youth Services, 1,177,172; Centre de services familiaux de Prescott et Russell, 945,674; Centre psycho social pour enfants et familles d'Ottawa-Carleton, 936,109; Chedoke-McMaster Hospitals, 480,680; Child and Family Assessment Treatment Centre of Brant, 544,288; Child Study Centre, 1,429,082; Children's Achievement Association, 814,268; Children's Assessment and Treatment Centre, 1,055,884; Children's Mental Health Services (Sudbury),

MINISTRY OF COMMUNITY AND SOCIAL SERVICES — Continued

2,647,788; Child's Place, 814,743; Chimo Youth Services Inc., 1,794,400; Clifton Youth Services, 906,727; Cochrane Temiskaming Children's Treatment Centre, 448,549; Columbus House (Pembroke) Inc., 276,889; Community Adolescent Network of Hamilton, 835,502; Community Girls Home Association of Sarnia and Lambton, 418,473; Community Mental Health Clinic, 1,206,271; Community Mental Health of Hastings and Prince Edward Counties, 474,212; Community Youth Programs, 383,918; Cornwall General Hospital, 220,310; Cornwall Youth Residence Inc., 148,761; Counselling Services of Belleville and District, 211,183; Craigwood Youth Services, 1,684,239;

Delisle House Association, 707,438; Dellcrest Children's Centre Children and Youth Services, 3,575,371; Discoveries—Child and Family Centre of Metropolitan Toronto, 938,456;

Earlscourt Child and Family Centre, 1,829,069; East Metro Youth Services, 2,545,822; Equip d'hygiène mentale pour francophones de Stormont, Dundas et Glengarry Inc., 560,432; Etobicoke Centre for Children and Families, 736,784;

Family Focus of Leeds and Grenville, 326,265; Family Services Centre of Sault Ste. Marie and District, 309,589; Family Services of Hamilton-Wentworth Inc., 776,093; Focus Young Adult Addiction Service Breakaway, 159,192; Frontenac Youth Services, 1,283,840;

Gateway Children's Mental Health Centre, 566,006; Geneva Centre for Autism Communication and Language Disorders, 694,868; George Hull Centre for Children and Families, 2,583,897; George Jeffrey Children's Treatment Centre, 466,380; Glengarda Child and Family Services, 752,678; Gogama Roman Catholic Separate School Board, 155,400;

Haldimand-Norfolk Resource, Education and Counselling, 620,183; Halton Adolescent Support Services, 1,266,642; Halton Sexual Abuse Program, 158,224; Hamilton-Wentworth, Regional Municipality of, 1,396,889; Hardy Geddes House Inc., 623,000; Humber Area Residential Placement House, 500,692; Humewood House Association, 780,995; Huron Perth Centres for Children and Youth, 926,148;

Inn of Windsor, 475,405; Integra Foundation, 1,245,571;

J.D. Griffin Adolescent Centre, 859,801; Jamaican-Canadian Association, 122,412; Jeanne Sauve Centre, 1,498,100; Jessie's Centre for Teenagers Inc., 345,459; Jewish Family and Child Service of Metropolitan Toronto, 949,231;

Kennedy House Youth Services Inc., 619,125; Kenora-Patricia Child and Family Services, 545,871; Kerry's Place Corp., 877,629; Kinark Child and Family Services Corp., 16,652,350; Kingston Preschool Centre, 398,697;

Lake of the Woods District Hospital, 367,508; Lake of the Woods Child Development Centre, 865,688; Lakehead Regional Family Centre, 5,225,630; Laurentian Hospital, 392,305; Laurentian University, 123,530; Leeds, Grenville and Lanark District Health Unit, 229,130; Lennox and Addington Community Mental Health Services, 125,511; Leone Residence for Women, 355,977; Lester B. Pearson Centre for Children and Youth, 1,387,119; Lindsay Boys and Girls Club, 124,900; Lutherwood, 1,984,475; Lynwood Hall Child and Family Centre, 1,614,796;

Madame Vanier Children's Services, 3,326,251; Markham-Stouffville Family Life Centre, 234,627; Maryvale Adolescent and Family Services, 3,178,755; Massey Centre for Women, 1,148,159; Meno Bimahdizewin Child and Family Services, 2,900,227; Merrymount Children's Centre, 317,804; Mission Services of London, 544,840; Muskoka Youth Counselling Center, 746,076;

Native Child and Family Services of Toronto, 565,646; Nelson Youth Centres, 161,864; Network North, 1,037,609; Niagara Institute for Human Development, 1,033,600; Niagara Institute for Youth Care, 2,144,069; Nipissing Children's Mental Health Centre, 2,179,853; North of Superior Community Mental Health Program Corp., 754,495; Notre Dame of St. Agatha Inc., 2,789,119;

MINISTRY OF COMMUNITY AND SOCIAL SERVICES — Continued

Ontario Prevention Clearinghouse, 162,800; Ontario Social Development Council, 350,000; Oolagen Community Services, 1,297,795; Otherways Incorporated, 269,556; Ottawa-Carleton Regional Residential Treatment (Roberts/Smart) Centre, 3,080,781; Oxford Child and Youth Centre, 624,676;

Parry Sound Child and Family Centre, 1,125,119; Patricia Centre for Children and Youth, 1,019,900; Payukotayno James and Hudson Bay Family Services, 816,768; Peel Children's Centre, 6,558,931; Pentecostal Association Ontario, 475,200; Peterborough Children's Services Group, 157,100; Peterborough Youth Services, 355,597; Pinecrest-Queensway Health and Community Services, 138,809;

Rapport Youth and Family Counselling of Peel Inc., 121,868; Renfrew County Youth Services, 1,177,381; Richmond Youth and Family Centre, 295,629; Robert Thompson Youth and Family Centre, 1,375,904; Rosalie Hall (Misericordia Sisters), 1,118,238; Ross Memorial Hospital, 148,275;

St. Joseph's General Hospital (Thunder Bay), 206,155; St. Joseph's General Hospital (North Bay), 447,599; St. Leonard's Society of Brant, 377,037; St. Mary's Home, 439,160; St. Monica House, 933,103; Salvation Army, Canada East, 1,611,940; Sampson House, 344,466; Sancta Maria House Toronto, 343,970; Sarnia Lambton Centre for Children and Youth, 1,437,020; South Cochrane Child/Youth Services, 2,234,183; Stothers Centre for Children and Families, 763,258; Sunnyside Children's Centre, 1,277,914; Supportive Initiatives for Residents in County of Haliburton, 144,939;

Teen Health Centre, 177,336; Turning Point Youth Services, 671,481;

Vanier Community Services Centre, 162,560; Victoria Hospital Corp., 226,143;

Welland Youth Group Home and Housing Program, 422,500; West End Creche Child and Family Clinic, 1,711,052; Windsor Group Therapy Project, 460,212; Windsor Western Hospital Centre Inc., 4,474,921; Woodview Children's Centre, 2,924,651;

York Centre for Children Youth and Families, 1,165,525; York, City of, Child and Family Centre, 480,959; York County Hospital, 173,365; York Region Abuse Program, 213,430; Youth Housing (Markham) Inc., 363,583; Youth Services Bureau of Ottawa-Carleton, 1,638,850; Youth Services of Lambton County, 690,919; Youthdale Treatment Centres, 6,945,996; Youville Centre, 173,694; Accounts under \$120,000—5,075,982.

Child Care (\$461,499,754):

A and A Day Care Centre, 164,477; ABC Day Nursery of Windsor, 628,531; ABC Infant and Toddler Centre of Ottawa, 165,193; Adventure Place, 214,873; Alderville First Nation, 165,625; Algonquin Golden Lake First Nation, 141,624; All Nations Children Centre, 187,024; Almonte, Town of, 128,768; Arnprior and District Child Care Services, 145,615; L'association canadienne française de l'Ontario, 197,785; Association for Early Childhood Education Ontario, 1,261,805; Association of Agencies for Treatment and Development, 137,415; Association of Parent Participating Schools for London, 160,737; Association pour les services préscolaires d'Ottawa-Carleton, 237,434; Atikokan Non-Profit Day Care Corp., 271,342; Attawapiskat First Nation, 179,315;

Barrhaven Child Care Centre, 192,210; Barrie, City of, 782,572; Barrie and District Association for People with Special Needs, 953,623; Barrie Parents Baby-Sitting Services Inc., 164,694; Barrie Y.M.C.A., 207,477; Batchewana Indian Band, 326,941; Beausoleil First Nation, 190,667; Beehive Day Care and Community Centre, 123,255; Belleville and District Children's Services Committee, 362,913; Bob Rumball Centre for the Deaf, 206,686; Borden Family Resource Centre Inc., 137,935; Boys and Girls Club of Brantford, 158,859; Bradford Play and Learn Support Group, 139,550; Brampton-Caledon Community Living, 238,531; Brantford and District Association for Community Living (A.C.L.), 403,600; Brantford, City of, 1,396,041; Brockville Family Y.M.-Y.W.C.A., 216,465; Bruce, County of, 817,474; Bruce-Grey Children's Services, 125,592; Burlington A.C.L., 233,041; Burlington Parent Child Centre, 173,626;

MINISTRY OF COMMUNITY AND SOCIAL SERVICES — Continued

CDC Child Daycare Centres Toronto Inc., 122,141; Caledon Parent Child Centre, 170,309; Cambrian College of Applied Arts and Technology, 606,729; Cambridge Association for Mentally Handicapped, 209,692; Campus Child Care Cooperative of Guelph Inc., 211,999; Canadian Mothercraft Society, 576,391; Canadian Mothercraft Society of Ottawa-Carleton, 473,516; Caring for Kids Non-Profit Private Home Day Care, 131,915; Carleton Place and District Memorial Hospital, 223,336; Carleton Place, Town of, 140,898; Carleton Roman Catholic Child Care Corp., 288,211; Carmelite Missionary Sisters of St. Theresa, 133,360; Carmelite Sisters of Canada, 183,864; Catulpa-Tamarac, 467,935; Centennial College of Applied Arts and Technology, 125,349; Centennial Infant and Child Centre, 436,470; Centered on Children Child Care Centre Inc., 181,946; Centre éducatif soleil des petits, 224,572; Centre pivot du triangle magique, 142,041; Centrepointhe Child Care Corp., 296,092; Centre pour enfants Temiskaming Child Care, 269,907; Centre Wellington Community Service Group for Families, 144,561; Centro-Clinton Day Care Centre, 142,132; Charlotte Birchard Centres of Early Learning, 253,132; Chatham, City of, 683,254; Chedoke-McMaster Hospitals, 932,660; Chiefs of Ontario Inc., 241,200; Child Care Resources Sudbury/Manitoulin Districts, 783,331; Child Reach Centre, 322,899; Childhood Community Resource Centre of Windsor and Essex County, 1,373,205; Children At Risk, 128,682; Children's Aid Society (C.A.S.) of: Brant, 359,403; Dufferin, County of, 164,316; Children's Assessment and Treatment Centre, 326,708; Children's Hospital/Eastern Ontario, 331,808; Children's Mental Health Services (Sudbury), 190,759; Children's Nursery Centre (Marmora), 259,582; Children's Rehabilitation Centre of Essex County, 335,631; Children's Resources On Wheels Inc., 177,502; Children's Village of Ottawa-Carleton, 429,908; The Child's Place, 1,418,508; Childspace Day Care Corp., 130,474; Chippewas of Kettle and Stony Point, 298,281; Chippewas of Nawash First Nations, 287,835; Chippewas of Rama First Nation, 251,849; Chippewas of Sarnia Indian Band, 222,811; Chippewas of Saugeen Indian Band #28-29, 243,518; Chippewas of Thames First Nation, 187,701; Church of Nazarene of Brampton, 181,709; Church of St. Thomas Children's Day Care Centre of St. Catharines, 148,473; City Centre Child Care-North York, 125,221; City View Day Care Centre Inc., 397,886; Cliffcrest Community Centre, 146,051; Clinton Co-operative Childcare Centre Inc., 209,469; Cobourg Day Care Inc., 130,460; Cochrane, Town of, 406,048; College Montrose Children's Place, 125,016; Collingwood Community Living, 327,066; Community Child Care of Ottawa-Carleton, 216,180; Community Information Service of Hamilton-Wentworth, 230,000; Community Living-Algoma, 350,986; Community Living Association for South Simcoe, 249,961; Community Living-Huntsville, 154,582; Community Living-Huron, 249,032; Community Living-London, 764,711; Community Living-Mississauga, 741,325; Community Living-Niagara Falls, 299,500; Community Living-Oakville, 401,267; Community Living-Owen Sound and District, 236,886; Community Living-Timmins, 144,167; Community Services Coordinating and Advisory Group, York Region, 402,399; Conestoga College of Applied Arts and Technology, 552,523; Confederation College of Applied Arts and Technology, 734,746; Congregation of Sisters of St. John the Baptist, 142,314; Constance Lake First Nation, 180,953; Cook's School Day Care Inc., 198,022; Cooperative carrousel pour parents et enfants francophones, 160,652; Cornwall, City of, 1,422,708; Curve Lake First Nation, 256,538;

Dalhousie Parents Day Care Centre, 124,575; Damascus Day Care Centre Inc., 172,966; Delta Chi Beta Early Childhood Centre (Windsor) Inc., 131,837; Delta Child Care Network of Ontario, 173,844; Dixie/Bloor Neighbourhood Drop-In Centre, 136,803; Downsview Day Care Centre, 123,321; Dryden, Town of, 471,582; Dufferin A. C. L., 322,484; Dufferin Children's Resources Centre (Orangeville), 125,962; Dufferin, County of, 169,116; Durham College Early Learning Centre Inc., 435,283; Durham Professional Home Day Care Inc., 160,433; Durham, Regional Municipality of, 6,534,371; Dutton Co-operative Child Care Centre Inc., 287,081;

Ear Falls, Township of, 139,216; Earl Haig Community Day Care Centre, 144,446; East London Day Care Centre Inc., 120,709; East Scarborough Boys' and Girls' Club, 235,201; Easter Seal Society (Ontario Society for Crippled Children), 574,707; Eden Daycare Inc., 151,174; Edu Care Board Inc., 121,474; Elliot Lake, City of, 256,837; Elm Children's Centre Inc., 153,088; Emmanuel Church Day Nursery (Waterloo) Ltd., 203,371; Erinoak Serving Young People with Physical Disabilities, 570,833; Essex, County of, 1,009,597;

Family Day Care Services-Barrie, 1,824,704; Family Day Care Services-Mississauga, 6,034,320; Family Day Care Services-Toronto, 1,525,802; Family Resources for Victoria County, 130,110; Family Services

MINISTRY OF COMMUNITY AND SOCIAL SERVICES — Continued

- of Hamilton/Wentworth, 121,416; Family Space Quinte Inc., 413,587; Fanshawe College of Applied Arts and Technology, 2,237,573; Father John Kelly Child Care Centre, 178,138; Fenside Drive Children's Centre Inc., 163,456; First Stage Child Care Centre, 183,002; Five Counties Children's Way Day Care Centre (Corp.), 464,938; Fort Albany First Nation, 195,971; Fort Frances, Town of, 606,183; Franco sol garderie et centre de ressources, 180,276; Frontenac County Child Care Centre Inc., 383,783;
- George Brown College of Applied Arts and Technology, 484,911; George Jeffrey Children's Treatment Centre, 465,237; Georgian College of Applied Arts and Technology, 165,180; Georgina Community Resource Centre Inc., 141,164; Geraldton, Town of, 454,967; Glebe Parents' Day Care Centre, 273,283; Gloucester Family Day Care, 1,174,226; Goderich, Town of, 178,823; Golden, Township of, 230,559; Good Beginnings Day Nursery Woodstock Inc., 854,058; Grace Church Day Care Centre, 238,770; Grandview Rehabilitation and Treatment Centre of Durham Region, 297,138; Grassy Narrows Band, 220,888; Graydon Hall Nursery Schools Ltd., 158,664; Great Beginnings Child Centred Co-operative Inc., 764,920; Grey, County of, 1,634,228; Growing Together Family Resource Centre, 127,208; Growing Tykes Child Care, 230,626; Guelph Wellington A.C.L., 726,730; Gull Bay Indian Band, 178,323;
- Haldimand-Norfolk, Regional Municipality of, 248,786; Haldimand-Norfolk Resource, Education and Counselling, 563,184; Haliburton, County of, Agency for Child Enrichment, 344,096; Haliburton Wee Care Day Nursery Inc., 163,323; Halton Women's Place, 182,584; Halton, Regional Municipality of, 7,050,552; Hamilton A.C.L., 679,369; Hamilton and District Council of Co-operative Preschools, 280,490; Hamilton Civic Hospitals Employees Cooperative Child Care Centre, 137,351; Hamilton East Kiwanis Boys' and Girls' Club, 129,610; Hamilton-Wentworth Catholic Child Care Centre, 252,266; Hamilton-Wentworth, Regional Municipality of, 6,872,151; Hastings, County of, 396,888; Hawthorne Meadows Nursery School Inc., 221,599; Hearst, Town of, 424,924; Heritage Children's Centre of Kent County, 1,695,865; Heritage Private Home Day Care Services, 144,254; Hester How Day Care Centre, 132,523; Hildegard Marsden Cooperative Day Nursery, 159,198; Hillsdale Wesleyan Family Ministries Inc., 130,372; Hucklebug Preschool Inc., 164,261; Hugh MacMillan Medical Centre, 458,288; Humber College of Applied Arts and Technology, 519,719; Hydrokids Day Care, 127,809;
- Ideal Child Care Services Group, 263,359; Immanuel Christian School Society of East Toronto, 164,324; Infant and Family Program Inc. Windsor and Essex County, 175,699; Interim Place, 221,020; Iskutewisakaygun #39 Independent First Nation, 350,328; Italian Canadian Benevolent Corp., 137,884;
- J and F Home Day Care Services Inc., 171,680; Jane-Finch Community and Family Centre, 186,142; Jewish Community Centres of Toronto, 169,037; Jubilee Heritage Family Resources, 365,186;
- KRT Christian School Kiddies Kollege, 157,467; Kancar Community Children's Centre Inc., 419,917; Kathy Powell Day Care Services Inc., 137,392; Kawartha Child Care Services, 1,309,578; Kenora, Town of, 236,564; Kent, County of, 154,123; Kiddies Korner Daycare, 127,128; Kids' Stuff-The Family Learning Centre on the Thames, 233,325; Kinark Child and Family Services Corp., 476,133; Kingston and District A.C.L., 132,891; Kingston, City of, 1,657,975; Kingston Day Care Inc., 431,124; Kirkland Lake, Town of, 231,134; Kitchener-Waterloo Habilitation Services, 777,246;
- Labour Community Service Centre of Windsor and Essex County Inc., 450,667; Lake of Woods Child Development Centre, 454,785; Lakehead A.C.L., 585,145; Lakehead University, 226,800; Lakeview Montessori School, 151,587; Lambton College of Applied Arts and Technology, 491,818; Lambton, County of, 670,123; Lansdowne Children's Centre, 552,300; Larch Street Kids Child Centre Inc., 187,322; Laurentian Child and Family Centre, 128,251; Laurentian Hospital, 336,736; Lawrence Heights Community Day Care Centre, 162,335; Leamington Day Nursery Inc., 157,575; Learning Enrichment Foundation, 870,556; Leeds and Grenville Children's Services Advisory Group, 181,919; Lennox and Addington Resources for Children, 661,731; Les compagnons des francs loisirs garderie soleil, 149,291; Limestone Advisory Centre for Community Projects, 715,056; Linda Lowe Daycare Centre, 262,214; Little People's Day Care Centre, 184,742; Little School Daycare Orleans, 131,981; London Bridge Child Care Services Inc., 1,480,309; London Children's Connection Inc., 2,303,469; London, City of, 4,389,151; London Gospel Temple-Penecostal Benevolent Corp., 168,361; London Private Home Day

MINISTRY OF COMMUNITY AND SOCIAL SERVICES — Continued

Care Inc., 177,630; Longlac #58 Indian Band, 204,452; Longlac, Town of, 192,364; Loyal True Blue and Orange Home, 291,840; Loyalist College of Applied Arts and Technology, 241,758;

M.B.C. Day Care Centre, 145,464; MacAulay Child Development Centre, 1,184,445; Mandi Day Care, 132,751; Manitoulin Haven House Inc., 282,856; Marathon Daycare Program, 293,758; Mattawa Child Care Centre, 133,835; Merrymount Children's Centre, 1,413,516; Metropolitan Toronto A.C.L., 1,424,872; Metropolitan Toronto, Municipality of, 113,580,477; Mid-Scarborough Child Care Inc., 166,231; Middlesex Community Child Care Development Inc., 128,079; Middlesex, County of, 120,922; Milton Children and Youth Council, 141,708; Milton Community and Information Centre, 231,598; Mini Skool "A Child's Place" Inc., 1,251,737; Ministry of Municipal Affairs, 1,573,924; Mississauga Hospital, 666,732; Mississauga Toy Lending Library and Resource Centre, 157,788; Mississaugas of New Credit First Nation, 202,218; Mohawk Council of Akwesasne, 846,640; Mohawks of Bay of Quinte Indian Band, 153,496; Moose Factory First Nation, 457,704; Moravian of Thames Indian Band, 149,873; More Than Just Babysitting Child Care Centre Inc., 262,083; Mount Hamilton Baptist Daycare Centre, 172,351; Munn's United Church, 129,227; Munsee-Delaware Nation, 289,149; Muskoka, District Municipality of, 159,952; Muskoka Family Focus and Children's Place, 514,860;

N.Y.A.D. (Community) Inc., 294,482; N'Amerind (London) Friendship Centre, 151,371; Network Child Care Services of Metropolitan Toronto, 375,938; Newpark Children's Centre, 182,366; Niagara College of Applied Arts and Technology, 233,771; Niagara Family and Children's Services, 1,124,126; Niagara Institute for Human Development, 235,291; Niagara Peninsula Crippled Children's Society, 184,027; Niagara, Regional Municipality of, 4,572,458; North Bay and District A.C.L., 724,953; North Bay, City of, 998,476; North Frontenac Community Services Corp., 216,270; North Halton Association for Developmentally Handicapped, 331,999; North Halton Child Care and Family Enrichment Centre, 131,371; North Hastings Children's Services, 364,295; North Lambton Child Care Centre, 130,263; Northern College of Applied Arts and Technology, 800,332; Northumberland Children's Centre Inc., 513,065; Northumberland, County of, 337,156; Notre Dame of St. Agatha, 459,582;

Oak Park Pre-School Centre, 155,979; Oakville Parent/Child Centre, 207,667; Ojibways of Couchiching Band, 252,453; Ojibways of Garden River Band, 515,168; Ojibways of Mississauga Indian Band, 327,878; Ojibways of Onegaming, 313,485; Obijways of Pic River First Nation, 183,777; Ojibways of Shoal Lake Indian Band #40, 254,074; Ojibways of Sucker Creek Indian Band, 241,205; Ontario Foundation for Visually Impaired Children Inc., 493,720; Operation Our Kids, 170,623; Orde Day Care Centre, 121,895; Orillia, City of, 598,205; Orillia Soldiers' Memorial Hospital, 131,310; Ottawa Children's Treatment Centre, 188,225; Ottawa Day Nursery Inc., 2,536,996; Ottawa-Carleton, Regional Municipality of, 30,574,608; Ottawa-Carleton School Day Nursery, 249,489; Our Lady of Grace Child Care Centre, 187,264; Owl Child Care Services of Ontario, 326,969; Oxford Community Child Care Inc., 251,302; Oxford, County of, 516,186;

P R Y D E Learning Centre Inc., 400,374; Parent-Child Support and Resource Centres of Northumberland, 222,983; Paris Child Care, 165,660; Park Lawn Preschool Inc., 134,305; Parry Sound, District of, 1,084,649; Peel Children's Centre, 668,145; Peel Lunch and After School Program, 1,784,787; Peel, Regional Municipality of, 6,990,940; Pembroke and District A.C.L., 388,038; Perth County Advisory Group for Family Services, 133,768; Peterborough and District A.C.L., 175,914; Peterborough Child Care Forum, 232,556; Peterborough Children's Services Group, 535,441; Peterborough, City of, 1,367,235; Peterborough Family Enrichment Centre, 307,561; Plato Adult Education Centre of Toronto, 173,863; Port Colborne Community Association for Resource Extension, 130,712; Port Colborne Co-operative Child Care Services Inc., 783,653; Prescott and Russell, United Counties of, 830,031; Prince Edward A.C.L., 285,436; Prince Edward Child Care Services Inc., 265,011; Progress Day Care (Scarborough) Inc., 173,003; Pumpkin's Child Care Service Inc., 658,210;

Queen's Day Care Inc., 528,979; Queen's Park Child Care Centre, 168,057;

Raggedy Ann Day Care Centre Co-operative Inc., 872,156; Red Lake, Township of, 275,867; Renfrew, Town of, 145,272; Réseau Ontarien des services de garde francophones, 222,500; Resources for Exceptional Children, 1,355,326; Rideau Childcare Centre Inc., 120,922; River Oak Parent-Child Centre

MINISTRY OF COMMUNITY AND SOCIAL SERVICES — Continued

- Inc., 241,790; River Parkway Pre-School Centre, 173,292; Rockcliffe Gospel Temple, 127,109; Rockland, Town of, 405,140; Rolph Road Day Care Ltd., 228,216; Royal Victoria Hospital of Barrie, 123,359; Rural Roots Children's Centre Inc., 142,226; Ryerson Polytechnical Institute, 283,756;
- Sagamok Anishnawbek, 177,638; St. Bartholomew's Day Nursery Urban Resource Centre, 131,008; St. Catharines A.C.L., 410,065; St. Clair College of Applied Arts and Technology, 537,726; St. Lawrence College of Applied Arts and Technology, 239,407; St. Lawrence Co-operative Day Care Inc., 192,627; St. Mary's Family Learning Centre of Windsor Inc., 253,848; St. Mary's, Town of, 182,106; St. Matthew's House, 1,280,940; St. Michael's and All Angels Day Care Centre, 182,615; St. Stephen's Community House, 197,260; St. Thomas/Elgin A.C.L., 345,968; Salvation Army, Canada East, 1,390,337; Sandy Hill Infant Centre, 209,494; Sarnia and District Children's Treatment Centre, 216,786; Sarnia Lambton Centre for Children and Youth, 747,518; Sarnia Y.M.-Y.W.C.A., 322,646; Sault College of Applied Arts and Technology, 253,834; Sault Ste. Marie, City of, 961,419; Sault Ste. Marie Daycare Services Co-operative Inc., 1,466,043; Schoolhouse Playcare Centre of Durham Inc., 667,227; School House Playcare Centre of Lakehead Inc., 168,067; Seven Towers Non-Profit Family Day Care Inc., 1,022,732; Shaughnessy Boulevard Children's Centre Inc., 148,908; Silver Creek Association for Children with Handicaps, 321,863; Simcoe, County of, 1,638,934; Sioux Lookout, Town of, 384,116; Sisters of Our Lady of Mount Carmel, 131,526; Six Nations Indian Reserve, 631,760; Smith Falls, Town of, 182,613; South Cochrane Child/Youth Service, 126,769; South East Grey Community Outreach Inc., 921,881; South Muskoka A.C.L., 145,994; Stonemoor Day Care Centre Inc., 175,092; Stormont, Dundas and Glengarry, United Counties of, 485,082; Story Book Nursery School and Day Nursery, 210,492; Stothers Centre for Children and Families, 132,225; Stratford, City of, 486,750; Sudbury, Regional Municipality of, 1,708,527; Sundowners Day Care and Resource Centre, 609,946; Sunnybrook Creche, 126,292; Susan McLeod Day Care Services Inc., 129,736;
- Tayside Community Residential and Support Options, 411,191; Terry Tan Child Centre Inc., 277,036; Thames Valley Children's Centre, 528,833; Thistleoaks Child Care Centre, 120,831; Three Bears Preschool, 222,736; Three Valleys Children's Centre, 120,518; Thunder Bay, City of, 3,009,726; Tillsonburg and District A.C.L., 291,054; Timmins, City of, 573,693; Today's Child-Tomorrow's Future Children Centre Inc., 134,081; Treatment Centre of Waterloo Region, 385,018; Trent Day Care Centre Inc., 273,624; Trenton and District A.C.L., 149,529; Tropicana Community Services Organization of Scarborough, 127,352; Tuckersmith, Township of, 199,982;
- Umbrella Central Day Care Services Inc., 192,622; Umbrella Family and Child Centre of Hamilton, 338,389; United Way-Hamilton, 130,200; University of Guelph, 473,656; Upper Canada Creative Child Care Centre of Ontario, 259,181; Upper Paradise Corner Children's Centre Inc., 151,600; Upper Yonge Village Daycare Centre, 125,248;
- Valley Children's Day Care Centre, 208,409; Valleyview Child Care Centre of London, 125,949; Vaughan Neighbourhood Support Centre, 162,640; Victoria, County of, 125,540; Victoria Day Care Services, 362,325; Village Day Care of Essex/ Kent Inc., 258,818; Volunteer Information Group for Community and Social Development in North Wellington, 332,903;
- Wabaseemoong Independent Nation, 341,333; Walden Day Care Centre Inc., 355,119; Walden Public Library Board, 152,486; Wallaceburg and Area Parent and Preschool Program, 197,418; Wallaceburg, Town of, 397,366; Walpole Island First Nation, 423,482; Ward Nine Day Care Connection Inc., 457,604; Waterfront Child Development Centre, 195,653; Waterloo, Regional Municipality of, 9,562,068; Wawa Parent-Child Play Centre, 689,255; Welland District A.C.L., 261,947; Wellington, County of, 2,421,560; Wellington Early Learning Centres Inc., 157,448; West Bay Band of Manitoulin Island, 519,938; West End Creche Child and Family Clinic, 121,857; West Nipissing Child Care Corp., 647,266; West Scarborough Neighbourhood Community Centre, 208,158; Western Day Care Centre Inc., 751,729; Westpark Day Care Centre, 122,550; Whitefish Bay Band #32A, 345,493; Whitehills Pre-School Association, 840,271; Wikwemikong Unceded Indian Reserve, 582,538; Willow Tree Day Nursery of Landsdowne, 137,456; Windsor, City of, 3,645,671; Wingham, Town of, 313,976; Wise Owl Day Care Centre, 671,647; Woodgreen Community Centre, 359,101;

MINISTRY OF COMMUNITY AND SOCIAL SERVICES — Continued

Y.M.C.A. Canada, 10,567,933; Y.W.C.A. of Canada, 921,842; York Central Hospital Association, 225,529; York Professional Day Care Inc., 394,367; York, Regional Municipality of, 9,716,729; York Region Board of Education, 350,000; York Region Day Care Hotline Inc., 121,304; York Toy Library and Parent Resource Centre, 316,770; York University Cooperative Day Care, 219,640; Young Men's and Young Women's Christian Association of Guelph, 450,425; Youville Centre, 135,778;

640637 Ontario Ltd., 163,909; Accounts under \$120,000—59,385,731.

Child Treatment Services (\$21,711,324):

C.M. Hincks Treatment Centre, 3,703,650; Chedoke-McMaster Hospitals, 2,797,100; George Hull Centre for Children and Families, 2,155,370; Madame Vanier Children's Services, 121,851; Network North, 2,711,031; Ottawa-Carleton Regional Residential Treatment (Roberts/Smart) Centre, 758,289; Royal Ottawa Health Care Group, 6,875,653; Youthdale Treatment Centres, 2,464,895; Accounts under \$120,000—123,485.

Young Offenders (\$85,167,891):

Anago Non-Residential Resources Inc., 692,152; Associated Youth Services of Peel, 926,437; Boys and Girls Club of Ottawa/Carleton, 132,042; The Boys Home, 1,817,117; Children's Aid Societies (C.A.S.) of: Algoma, 1,150,878; District of Nipissing, 1,733,920; District of Temiskaming, 1,547,126; Casatta Ltd., 4,176,147; Central Toronto Youth Services, 417,534; Cerminara Boys' Residence, 702,875; Community Corrections of London Association, 137,510; Community Homes Ltd., 1,748,979; Community Resource Services, 1,765,370; Corbyville Children's Homes Inc., 724,096; Cornwall Youth Residence Inc., 682,965; Craigwood Youth Services, 2,187,235; Crisis Centre North Bay, 1,658,600; Dawn Patrol Group Homes Inc., 889,784; Dellcrest Children's Centre, 776,479; Eastern Ontario Young Offenders Services, 671,841; Eastview Boys and Girls Club, 173,300; Essex County Diversion Program Inc., 208,063; Family Services Centre of Sault Ste. Marie and District, 265,076; Family Services of Hamilton-Wentworth Inc., 242,007; Fernie House Inc., 1,033,857; George R. Force Group Homes Inc., 1,863,698; Hamilton East Community Service Corp., 1,438,128; Hamilton-Wentworth, Regional Municipality of, 127,900; Haydon Youth Services, 127,998; Hillside Children's Residence, 121,778; John Howard Society of Hamilton, 204,500; John Howard Society of Peterborough, 142,100; John Howard Society of Waterloo-Wellington, 746,982; Juvenile Detention (Niagara) Inc., 681,907; Kawartha Family Court Assessment Services, 454,600; Kennedy House Youth Services Inc., 3,158,454; Kenora-Patricia Child and Family Services, 1,241,238; Lakehead Regional Family Centre, 324,789; Le service familial de la Sudbury, 345,528; Lester B. Pearson Centre for Children and Youth, 121,444; London Family Court Clinic Inc., 806,092; Lutherwood, 743,091; Maryvale Adolescent and Family Services, 1,740,429; Morton Youth Services, 795,231; Murray McKinnon Foundation, 2,020,253; Nee Gi Nan Group Home for Boys, 668,981; Noah's Ark Enterprises Inc., 216,350; Norkapp Place, 609,702; Ontario Federation of Indian Friendship Centres, 337,190; Oshawa and District Family Court Clinic Inc., 667,251; Otonabee Youth Centre, 148,362; Ottawa-Carleton Regional Residential Treatment (Roberts/Smart) Centre, 1,952,875; Payukotayno James and Hudson Bay Family Services, 1,631,236; Peel Children's Centre, 234,898; Peterborough Youth Services, 196,800; Pine Hill Youth Residence, 872,293; Ray of Hope Inc., 2,097,599; Renaissance Homes (1990) Inc., 1,404,335; Renfrew County Youth Services, 246,252; Ste. Anne Home, 325,165; St. John's School, 8,346,616; St. Lawrence Youth Association, 1,874,087; St. Leonard's Society of Brant, 155,220; Sampson House, 135,857; Sarnia Lambton Centre for Children and Youth, 126,884; Setterland Group Homes Inc., 659,156; South Cochrane Child/Youth Services, 376,763; Sudbury Youth Services Inc., 2,757,717; Tikinagan Child and Family Services, 682,300; Toronto Group Homes Inc., 1,166,507; William W. Creighton Centre Ltd., 4,940,941; Yorklea Youth Services Inc., 795,539; Young Star House, 773,392; Youth Services Bureau of Ottawa-Carleton, 882,115; 753287 Ontario Ltd., 409,185; Accounts under \$120,000—5,808,793.

jobsOntario Training Fund (\$81,984,947):

Adolescents Family Support Services of Niagara, 1,311,958; Anishinawbe of Wauzhushk Onigum, 177,164; Association for Early Childhood Education Ontario, 166,500; Bearskin Lake Band, 124,991; Brantford, City of, 615,151; Brockville, City of, 646,382; Cambrian College of Applied Arts and Technology, 327,716; Le centre du jour des petits poucet, 149,116; Child Care Resources Sudbury/Manitoulin Districts, 310,700; Childhood Community Resource Centre of Windsor and Essex County Inc., 579,874;

MINISTRY OF COMMUNITY AND SOCIAL SERVICES — Continued

Children's Resources On Wheels Inc., 180,145; Durham, Regional Municipality of, 1,677,358; Dutton Co-operative Child Care Centre Inc., 468,306; Elliot Lake, City of, 210,352; Essex, County of, 414,695; Family Day Care Services-Barrie, 274,827; Family Day Care Services-Mississauga, 811,764; Fanshawe College of Applied Arts and Technology, 272,618; Forest Avenue Child Care Inc., 126,122; Forum Italia Day Care Non-Profit Inc., 138,723; Georgian College of Applied Arts and Technology, 200,000; Good Beginnings Day Nursery Woodstock Inc., 189,063; Great Beginnings Child Centred Co-operative Inc., 223,015; Grey, County of, 130,001; Growing Concern Cooperative Inc., 138,850; Haldimand-Norfolk, Regional Municipality of, 158,272; Halton, Regional Municipality of, 2,177,819; Hamilton-Wentworth, Regional Municipality of, 1,574,925; Hastings, County of, 554,531; Kenora, Town of, 180,092; Kent, County of, 184,997; Kingston, City of, 1,200,015; Lambton College of Applied Arts and Technology, 137,839; Lambton, County of, 783,757; Lanark, County of, 261,855; Laurentian Child and Family Centre, 195,496; Learning Enrichment Foundation, 145,435; Lennox and Addington Resources for Children, 207,135; London Adults Learners' Children's Centre Inc., 601,964; London, City of, 2,169,084; Mahmowenchike Family Services Inc., 140,000; Metropolitan Toronto, Municipality of, 23,330,157; Mississaugas of New Credit First Nation, 256,266; Mohawk College of Applied Arts and Technology, 299,700; Muskoka Family Focus and Children's Place, 156,607; Niagara College of Applied Arts and Technology, 400,858; Niagara Family and Children's Services, 234,608; Niagara, Regional Municipality of, 522,200; North Bay, City of, 591,715; Northern College of Applied Arts and Technology, 1,435,478; Northumberland, County of, 160,623; Ojibways of Serpent River Indian Band, 151,976; Ottawa-Carleton, Regional Municipality of, 5,914,305; Owl Child Care Services of Ontario, 154,732; Oxford Community Childcare Inc., 233,725; Oxford, County of, 128,628; Parry Sound, District of, 295,714; Peel, Regional Municipality of, 4,529,731; Pembroke, City of, 659,761; Perth County Advisory Group for Family Services, 151,000; Peterborough, City of, 392,029; Port Colborne Co-operative Child Care Services Inc., 301,737; Prescott and Russell, United Counties of, 447,307; Prince Edward Child Care Services Inc., 216,213; Rosalind Blauer Centre for Child Care, 169,308; St. Clair College of Applied Arts and Technology, 137,115; Sault Ste. Marie, City of, 159,010; Sault Ste. Marie Daycare Services Co-operative Inc., 252,083; Simcoe, County of, 655,665; Simcoe County Roman Catholic Separate School Board, 151,200; Six Nations Indian Reserve, 392,380; Stormont, Dundas and Glengarry, United Counties of, 161,310; Sudbury, Regional Municipality of, 726,463; Sundowners Day Care and Resource Centre, 227,145; Trent Day Care Centre Inc., 121,900; Victoria, County of, 122,635; Wallaceburg and Area Parent and Preschool Program, 249,738; Waterloo, Regional Municipality of, 1,892,240; Wawa Parent/Child Play Centre, 120,148; Wellington, County of, 811,393; Windsor, City of, 619,763; Y.M.C.A. Canada, 1,153,990; York, Regional Municipality of, 3,743,367; Accounts under \$120,000—8,614,417.

Named Grants (\$20,700):

Accounts under \$120,000—20,700.

Broader Public Sector-Other Grants (\$1,600,997):

Children's Aid Society of Metropolitan Toronto, 198,838; Accounts under \$120,000—1,402,159.

Developmental Services (\$655,128,608):

Residential Services and Community Resource Centres (\$273,081,279):

Access Community Services Inc., 1,619,345; Almaguin Highlands Community Living, 268,505; Almonte Community Development Corp., 462,115; Anago Non-Residential Resources Inc., 850,134; Arnprior and District Association for Community Living (A.C.L.), 441,330; Association for Community Living-Lanark County, 994,219; Association pour l'integration sociale d'Ottawa-Carleton, 1,297,687; Atikokan and District Association for Mentally Retarded, 344,963;

Barrie and District Association for People with Special Needs, 7,162,956; Beth Tikvah Foundation of Hamilton, 171,134; Bethesda Community Services of Niagara Inc., 1,182,550; Bethesda Home for Mentally Handicapped Inc., 4,601,789; Bob Rumball Associations for the Deaf, 146,462; Bob Rumball Centre for the Deaf, 708,872; Brampton Caledon Community Living, 2,301,573; Brantford and District A.C.L., 3,762,170; Brantwood Residence Development Centre, 6,149,300; Burlington A.C.L., 2,533,087;

MINISTRY OF COMMUNITY AND SOCIAL SERVICES — Continued

- Cambridge Association for Mentally Handicapped, 2,323,704; Campbellford and District A.C.L., 268,642; Camphill Village Ontario Inc., 275,035; Children's Aid Society (C.A.S.) of: Brant, 194,508; Halton, Region of, 248,841; Hamilton-Wentworth, 185,274; Metropolitan Toronto, 245,652; Peel, Region of, 269,000; Thunder Bay, District of, 285,506; Catholic Charities of the Archdiocese of Toronto, 823,937; Central Seven Association for Developmentally Handicapped, 611,999; Centre for Developmentally Challenged of Thunder Bay, 6,548,020; Chatham and District A.C.L., 367,011; Christian Horizons Inc., 14,416,317; Cochrane A.C.L., 350,040; Cochrane Temiskaming Resource Centre, 5,932,730; Collingwood Community Living, 1,411,152; Community Living- Algoma, 7,911,739; Community Living Alternatives Scarborough, 472,632; Community Living Association for South Simcoe, 1,627,407; Community Living-Central Huron, 386,320; Community Living-Fort Erie, 1,487,029; Community Living-Huntsville, 999,198; Community Living-Huron, 2,265,156; Community Living-Kincardine and District, 327,334; Community Living-London, 2,775,118; Community Living-Mississauga, 5,444,333; Community Living-Niagara Falls, 1,765,695; Community Living-Oakville, 1,344,843; Community Living-Owen Sound and District, 828,136; Community Living-Renfrew and District, 260,598; Community Living-South Huron, 291,971; Community Living-Stormont County, 918,665; Community Living-Timmins, 1,152,900; Community Services in Hastings, Lennox and Addington, 2,569,791; Crest Centre, 386,788;
- D.L.C. Residential Services, 220,978; Dryden and District A.C.L., 435,284; Dufferin A.C.L., 793,877; Dundas County Community Living Inc., 1,376,901;
- Elmira and District A.C.L., 554,040; Espanola and District A.C.L., 745,747; Extend-a-Family Kitchener/Waterloo Association, 528,028;
- Friends of L'Arche, 1,673,287;
- George Jeffrey Children's Treatment Centre, 1,147,230; Georgina A.C.L., 1,006,858; Glengarry A.C.L., 991,185; Grimsby/Lincoln and District A.C.L., 2,185,603; Guelph and District Extend-a-Family Association, 282,745;
- H.A.R.C. Inc., 368,621; Haldimand Association for Mentally Retarded, 825,500; Hamilton A.C.L., 3,051,783; Hearst and District Association for Mentally Handicapped, 222,089; Home Again Residential Programs for the Handicapped, 2,424,981; Hopewell Children's Homes Inc., 357,621;
- Impact Residential Services Inc., 526,641; Independent Living Residences for Deaf-Blind, 346,000; Integrative Housing Inc., 181,945; Iroquois Falls A.C.L., 518,596;
- J.D. Griffin Adolescent Centre, 1,392,354;
- Kapuskasing A.C.L., 592,698; Kenora-Patricia Child and Family Services, 204,331; Kerry's Place Corp., 3,323,140; Kingston and District A.C.L., 141,945; Kinsmen Club of Cornwall Inc., 164,626; Kirkland Lake and District Association for Developmentally Handicapped, 2,361,068; Kitchener-Waterloo Habilitation Services, 1,853,042;
- Lakehead A.C.L., 1,149,235; Lambton County Association for Mentally Handicapped, 1,407,409; L'Arche-Arnprior, 388,499; L'Arche-Hamilton, 234,965; L'Arche-Ottawa, 520,101; L'Arche-North Bay, 369,679; L'Arche-Stratford, 559,229; L'Arche-Sudbury Inc., 696,777; Lennox and Addington A.C.L., 172,353; Lindsay and District A.C.L., 448,106; Listowel and District A.C.L., 146,150;
- Madawaska Valley A.C.L., 204,290; Mains Ouvertes, 1,106,914; Manitoulin and District A.C.L., 264,516; Maryfarm Inc., 317,131; Mattawa and District A.C.L., 620,229; Meaford-Beaver Valley Community Support Services, 404,464; Meta Centre for the Developmentally Handicapped, 253,672; Metropolitan Toronto A.C.L., 16,254,091; Moosonee/Moose Factory A.C.L., 209,862; Muki Baum Association for Rehabilitation of Multi-Handicapped, 1,477,411;

MINISTRY OF COMMUNITY AND SOCIAL SERVICES — Continued

New Beginnings Homes for Developmentally Handicapped for Metropolitan Toronto, 1,403,663; New Leaf Living and Learning Together Inc., 2,461,330; New Visions Homes for Children and Adolescents (Toronto) Inc., 3,247,071; Newmarket and District A.C.L., 2,698,582; North Bay and District A.C.L., 1,941,917; North Grenville A.C.L., 224,658; North Halton Association for the Developmentally Handicapped, 1,302,819; North Wentworth Association for Mentally Retarded, 326,370; Northumberland Family Respite, 120,164;

Oaklands Regional Centre, 7,239,762; Ongwanada Hospital, 9,649,533; Ontario Federation for Cerebral Palsied, 2,260,428; Operation Springboard, 954,709; Orillia Association for the Handicapped, 881,376; Oshawa and District A.C.L., 878,708; Ottawa and District Association for Mentally Retarded, 3,817,943; Ottawa-Carleton Life Skills Inc., 2,410,548; Ottawa Foyer Partage Inc., 374,204; Ottawa Valley Autistic Homes, 1,579,941; Our Home Project for Community Living of Durham, 768,755;

Participation House Toronto, 697,648; Pembroke and District A.C.L., 955,189; Peterborough and District A.C.L., 1,705,011; Peterborough Hearing Handicapped Group Home Society, 176,690; Plainfield Community Homes, 2,835,560; Port Colborne A.C.L., 2,143,926; Prescott and Russell A.C.L., 1,224,361; Prince Edward A.C.L., 719,961;

Reena Foundation, 3,867,675; Rygiel Home, 6,436,851;

Safehaven Project for Community Living, 1,665,655; St. Catharines A.C.L., 4,486,457; St. Catharines Mainstream Non-Profit Housing Project, 714,676; St. Mary's District A.C.L., 309,478; St. Stephen's Residence of Ottawa, 180,064; St. Thomas/Elgin A.C.L., 587,217; Salvation Army, Canada East, 2,807,593; Sarnia and District A.C.L., 193,733; Society of St. Vincent de Paul Toronto Central Council, 504,932; South Muskoka A.C.L., 1,741,147; Stormont, Dundas, Glengarry Development Services Centre, 526,443; Stratford and District Association for Mentally Retarded, 894,663; Sudbury and District A.C.L., 2,381,592; Sunbeam Residential Development Centre, 5,276,356; Surex Community Services, 2,165,157;

Tamir Foundation, 228,728; Tayside Community Residential and Support Options, 254,657; Total Communication Environment Inc., 1,957,628; Trenton and District A.C.L., 445,813; Tri-County Mennonite Homes, 191,916; Tri-Town A.C.L., 1,075,810;

Valley A.C.L., 2,784,373; Vita Community Living Services of Toronto Inc., 1,211,061;

Welland District A.C.L., 2,689,052; West Nipissing A.C.L., 1,137,421; West Parry Sound A.C.L., 694,598; Wikwemikong Unceded Indian Reserve, 123,000; Windsor Community Living Support Services, 2,770,498;

Y.W.C.A. of Canada, 1,139,387; York South A.C.L., 2,628,263; Accounts under \$120,000—3,033,519.

Sheltered Workshops, Protective and Other Supportive Services (\$381,575,114):

Access Better Living Inc., 204,847; Access Community Services Inc., 318,748; Ajax-Pickering and Whitby Association for Community Living (A.C.L.), 3,207,248; Algoma Health Unit, 517,820; Alice Saddy Association, 1,531,687; Almaguin Highlands Community Living, 750,757; Almonte Community Development Corp., 209,151; Alternatives Community Program Services (Peterborough) Inc., 212,618; Anago Non Residential Resources Inc., 395,170; Arnprior and District A.C.L., 589,213; Association for Community Living Lanark County, 657,377; Association pour l'integration sociale d'Ottawa-Carleton, 424,523; Atikokan and District Association for Mentally Retarded, 506,570; Avenue II Community Program Services Thunder Bay Inc., 2,048,473;

Barrie and District Association for People with Special Needs, 2,968,461; Bethesda Community Services of Niagara Inc., 2,293,310; Bethesda Home for Mentally Handicapped Inc., 456,981; Bob Rumball Associations for the Deaf, 222,041; Bob Rumball Centre for the Deaf, 245,130; Brampton Caledon Community Living, 2,666,034; Brantford and District A.C.L., 1,516,200; Brockville and Area Centre for Developmentally Handicapped Persons, 1,883,074; Brockville and Area Community Living

MINISTRY OF COMMUNITY AND SOCIAL SERVICES — Continued

Association, 1,910,309; Brockville and District Association for Community Involvement, 687,619; Brockville Community Workshop Inc., 403,120; Brockville General Hospital, 408,670; Burlington A.C.L., 1,187,402;

Cambridge Association for the Mentally Handicapped, 2,834,233; Campbellford District A.C.L., 1,279,835; Canadian Deaf Blind and Rubella Association Inc., 271,349; Canadian Mental Health Association, 530,660; Carleton Place and District Memorial Hospital, 982,940; Children's Aid Societies (C.A.S.) of: Bruce, County of, 221,030; Dufferin, County of, 156,345; Nipissing, District of, 317,721; Ottawa-Carleton, 757,040; Rainy River, District of, 979,475; Catholic Charities of the Archdiocese of Toronto, 471,079; Catholic Family Services of Hamilton-Wentworth, 744,197; Catholic Family Services of Ottawa-Carleton, 390,631; Catulpa-Tamarac, 1,096,829; Central Park Lodge Inc., 141,328; Central Seven Association for the Developmentally Handicapped, 1,226,795; Centretown Community Health Centre Inc., 355,890; Chatham and District A.C.L., 4,534,854; Chedoke-McMaster Hospitals, 4,548,090; Children At Risk, 317,999; Children's Hospital of Eastern Ontario, 1,107,093; Children's Rehabilitation Centre of Essex County, 769,646; Christian Horizons Inc., 10,121,570; Circle of Children Inc., 137,746; Cochrane A.C.L., 409,088; Cochrane Temiskaming Resource Centre, 2,040,389; Collingwood Community Living, 1,302,652; Comcare-Homeward Bound, 204,867; Comcare Comprehensive Health Services Special Needs, 182,012; Community Access Support Services (Norfolk), 1,900,449; Community Counselling of Nipissing, 375,207; Community Living-Algoma, 5,167,367; Community Living Association for South Simcoe, 1,505,834; Community Living-Central Huron, 2,104,390; Community Living-Fort Erie, 712,979; Community Living-Huntsville, 917,107; Community Living-Huron, 1,414,433; Community Living-Kincardine and District, 591,675; Community Living-London, 4,219,543; Community Living-Mississauga, 4,458,030; Community Living-Niagara Falls, 1,714,245; Community Living-North Frontenac, 483,323; Community Living-Oakville, 1,548,521; Community Living-Owen Sound and District, 1,721,474; Community Living-Renfrew and District, 611,005; Community Living-South Huron, 1,790,367; Community Living-Stormont County, 1,127,670; Community Living-Timmins, 951,489; Community Living-Wiarton and District, 935,960; Community Occupational Therapists and Associates, 366,141; Community Services in Hastings, Lennox and Addington, 1,156,359; Community Visions and Networking (Quinte) Association, 520,210; Cornwall General Hospital, 171,077; Counselling Services of Belleville and District, 1,911,806;

Dryden and District A.C.L., 1,234,998; Dufferin A.C.L., 1,727,654; Dundas County Community Living Inc., 735,779; Durham Association for Family Respite Relief Services, 1,832,764; Durham, Regional Municipality of, 705,100;

East York Residential Services, 185,860; Elmira and District A.C.L., 1,215,947; Équipe d'hygiène mentale pour francophones de Stormont, Dundas et Glengarry Inc., 409,816; Erinoak Serving Young People with Physical Disabilities, 244,264; Espanola and District A.C.L., 564,468; Essex County A.C.L., 6,454,555; Extend-a-Family Kitchener/Waterloo Association, 529,382; Extend-a-Family (North York), 122,467; Extend-a-Family (Toronto), 130,584; Extend-a-Family (Windsor and Essex County), 251,648;

Family Counselling and Support Services of Guelph-Wellington, 388,335; Family Counselling Centre of Brant Inc., 436,864; Family Services Association of Metropolitan Toronto, 441,175; Family Services Centre of Sault Ste. Marie and District, 189,093; Family Services Kent, 194,766; Family Services London, 316,494; Family Services Peel, 191,571; Family Services Perth-Huron, 656,058; Family Services Windsor, 219,907; Fort Frances and District A.C.L., 2,131,870; Forward House of London, 1,426,573; Friends of L'Arche, 388,439;

Gananoque A.C.L., 210,966; George Jeffrey Children's Treatment Centre, 239,924; Georgina A.C.L., 1,662,999; Geraldton and District A.C.L., 1,479,048; Geraldton, Town of, 169,596; Glengarry A.C.L., 569,614; Golfview Homes, 162,376; Great War Memorial Hospital, 750,737; Grimsby/Lincoln and District A.C.L., 2,186,935; Groupe action pour l'enfant, la famille et la communauté de Prescott-Russell, 745,140; Guelph and District Extend-a-Family Association, 229,521; Guelph Community Health Centre, 167,519; Guelph Wellington A.C.L., 6,090,743;

MINISTRY OF COMMUNITY AND SOCIAL SERVICES — Continued

- H.A.R.C. Inc., 398,513; Haldimand Association for Mentally Retarded, 710,086; Haldimand-Norfolk Resource, Education and Counselling, 722,620; Haliburton District Association for Mentally Retarded, 504,721; Halton, Regional Municipality of, 212,882; Hamilton A.C.L., 3,444,913; Harmony Centre Skills Unlimited Workshop, 454,623; Hatts Off Specialized Services, 386,182; Hearst and District Association for the Mentally Handicapped, 358,685; Home Again Residential Programs for the Handicapped, 453,091; Hotel Dieu Hospital, 395,680;
- Independent Living Residences for Deaf-Blind, 1,144,621; Infant and Family Program Inc. Windsor and Essex County, 788,942; Ingersoll Support Services, 561,049; Integrative Housing Inc., 743,183; Iroquois Falls A.C.L., 446,705;
- J.D. Griffin Adolescent Centre, 1,447,990;
- K.C. MacLure Habilitation Centre, 467,261; Kapuskasing A.C.L., 727,365; Kenora A.C.L., 3,672,562; Kent County Children's Treatment Centre, 162,595; Kerry's Place Corp., 1,504,094; Kingston and District A.C.L., 3,953,440; Kirkland Lake and District Association for the Developmentally Handicapped, 965,248; Kitchener-Waterloo Counselling Services Inc., 168,714; Kitchener-Waterloo Habilitation Services, 4,302,794;
- Lake of the Woods Child Development Centre, 294,550; Lake Ridge Community Support Services, 731,897; Lakehead A.C.L., 7,865,824; Lakehead Regional Family Centre, 561,277; Lakehead Social Planning Council, 190,100; Lambton County Association for the Mentally Handicapped, 3,829,068; Lanark, County of, 409,340; Lansdowne Children's Centre, 955,427; L'Arche-Ottawa, 1,487,793; L'Arche Sudbury Inc., 190,541; Laurentian Hospital, 536,868; Leads Employment Services London Inc., 728,948; Leeds, Grenville and Lanark District Health Unit, 345,882; Lennox and Addington A.C.L., 325,575; Lennox and Addington Family and Children's Services, 124,644; Lindsay and District A.C.L., 2,354,891; Lions Home for Deaf Children, 416,116; Listowel and District A.C.L., 690,880; Lutheran Community Care Centre of Thunder Bay, 613,988;
- Madawaska Valley A.C.L., 540,420; Madoc C.O.P.E. Corp., 265,400; Mainstream- Unsheltered Workshop Inc., 134,241; Mallorytown Residential Support Programs, 392,235; Manitoulin and District A.C.L., 388,117; Mattawa and District A.C.L., 269,749; Meaford-Beaver Valley Community Support Services, 821,934; Meta Centre for the Developmentally Handicapped, 1,075,312; Metropolitan Toronto A.C.L., 12,953,091; Mississauga Hospital, 550,113; Moosonee/Moose Factory A.C.L., 215,162; Muki Baum Association for Rehabilitation of Multi-Handicapped Inc., 2,560,995; Muskoka-Parry Sound Community Mental Health Service, 134,758;
- Network North, 877,461; New Beginnings Homes for Developmentally Handicapped of Metropolitan Toronto, 206,788; New Frontiers Support Services, London-Middlesex, 1,278,049; Newmarket and District A.C.L., 1,532,548; Niagara Family and Children's Services, 224,069; Niagara Peninsula Crippled Children's Society, 191,089; Niagara, Regional Municipality of, 321,030; Niagara Training and Employment Agency Inc., 654,800; Nipigon-Red Rock Association for Mentally Retarded, 410,820; Norfolk A.C.L., 3,752,698; North Bay and District A.C.L., 2,350,273; North Grenville A.C.L., 1,082,629; North Halton Association for the Developmentally Handicapped, 1,374,772; North Hastings Community Integration Association, 498,188; North of Superior A.C.L., 234,106; North Wentworth Association for Mentally Retarded, 554,123; Northern College of Applied Arts and Technology, 923,303; Northumberland Family Respite Services Inc., 219,334;
- Oakdale Child and Family Service Ltd., 556,181; Oaklands Regional Centre, 508,041; Oakville Children's Home Ltd., 303,620; Ongwanada Hospital, 8,109,283; Ontario Association for Community Living, 445,315; Ontario Federation for Cerebral Palsied, 222,374; Orillia Association for the Handicapped, 1,987,282; Oshawa and District A.C.L., 6,225,656; Oshawa General Hospital, 137,200; Ottawa and District Association for Mentally Retarded, 4,488,960; Ottawa Carleton Life Skills Inc., 869,722; Ottawa Rotary Home, 470,026;

MINISTRY OF COMMUNITY AND SOCIAL SERVICES — Continued

Para-Med Health Services, 335,683; Parent Program in Early Language Intervention, 193,255; Parents for Community Living Kitchener-Waterloo, 193,753; Parents Helping Parents Association, 298,053; Parry Sound Child and Family Centre, 1,093,027; Parry Sound, District of, 124,433; Participation House Project London, 411,941; Participation House Project (Durham Region) Inc., 1,166,007; Participation Lodge-Grey/Bruce, 293,473; Patricia Centre for Children and Youth, 686,315; Peel, Regional Municipality of, 241,550; Pembroke and District A.C.L., 1,287,967; Peterborough and District A.C.L., 1,867,297; Peterborough, City of and Peterborough, County of, Health Unit, 171,100; Peterborough Hearing Handicapped Group Home Society, 676,474; Phoenix 1, 193,282; Pioneer Youth Services Ltd., 551,693; Plainfield Community Homes, 727,739; Port Colborne A.C.L., 1,142,612; Port Hope/Cobourg and District A.C.L., 814,435; Prescott and Russell A.C.L., 1,127,983; Prince Edward A.C.L., 987,067;

Quad County Association for Mentally Retarded, 844,988; Queen's University, 275,243; Quinte Vocational Support Services, 422,953;

Reena Foundation, 4,180,270; Religious Hospitaller of St. Joseph of the Hotel Dieu of Kingston, 214,033; Renfrew County and District Health Unit, 796,381; Royal Victoria Hospital of Barrie, 207,447; Rygiel Home, 880,942;

St. Catharines A.C.L., 3,053,002; St. Catharines Mainstream Non-Profit Housing Project, 151,387; St. Francis Advocates Sarnia (Inc.), 622,619; St. Lawrence College of Applied Arts and Technology, 223,000; St. Mary's District A.C.L., 973,156; St. Thomas/Elgin A.C.L., 4,082,437; Salvation Army, Canada East, 2,090,388; Sarnia and District A.C.L., 2,312,580; Sarnia and District Children's Treatment Centre, 165,260; Services communautaires de Prescott-Russell, 237,569; Simcoe Habilitation Services Inc., 272,400; Sioux Lookout-Hudson A.C.L., 1,616,879; Social Service Bureau Sarnia/Lambton Inc., 371,715; Somerset West Community Health Centre, 751,082; South Muskoka A.C.L., 2,024,516; South-East Grey Support Services, 1,158,331; Stewart Homes Inc., 637,945; Stormont, Dundas, Glengarry Developmental Services Centre, 1,123,417; Stratford and District Association for Mentally Retarded, 1,995,692; Strathroy and Area A.C.L., 2,215,546; Sudbury and District A.C.L., 4,064,184; Sudbury Community Service Centre, 1,401,126; Sunbeam Residential Development Centre, 2,039,854; Surex Community Services, 819,199; Surrey Place Centre, 8,969,304;

Tayside Community Residential and Support Options, 356,404; Tillsonburg and District A.C.L., 3,119,584; Total Communication Environment Inc., 212,509; Treatment Centre of Waterloo Region, 173,360; Trent University, 491,573; Trenton and District A.C.L., 528,667; Tri-County Adult Protective Services, 349,180; Tri-County Mennonite Homes, 594,903; Tri-Town A.C.L., 629,039;

University of Western Ontario, 335,111;

Valley A.C.L., 1,461,421; Victorian Order of Nurses, 878,596; Vita Community Living Services of Toronto Inc., 1,953,190;

Walkerton District Community Support Services, 2,211,307; Wallaceburg and Sydenham District A.C.L., 1,797,818; Waterloo, Regional Municipality of, 507,596; Welland and District A.C.L., 1,062,299; West Nipissing A.C.L., 1,061,076; West Parry Sound A.C.L., 740,327; Wesway Inc., 1,284,435; Winchester District Memorial Hospital, 148,748; Windsor Community Living Support Services, 4,658,403; Wingham and District A.C.L., 1,173,690; Woodgreen Community Centre, 162,115; Woodstock and District Developmental Services, 4,060,710;

Y's Owl Manufacturing Co-operative Inc., 491,516; Y.M.C.A. of Canada, 309,699; Y.W.C.A. of Canada, 1,062,891; York Central Hospital Association, 672,170; York Community Services, 179,748; York, Regional Municipality of, 585,414; York South A.C.L., 2,064,835; York Support Services Network, 1,951,655;

477106 Ontario Ltd., 306,800; Accounts under \$120,000—21,930,760.

MINISTRY OF COMMUNITY AND SOCIAL SERVICES — Continued

Payments in Lieu of Municipal Taxes (\$426,513);

Montague, Township of, 163,900; Accounts under \$120,000—262,613.

Broader Public Sector-Other Grants (\$202,002):

Accounts under \$120,000—202,002.

Less: Recoveries from Other Ministries (\$156,300):

Health, 156,300.

Capital Fund (\$71,927,079):

Acquisition/Construction of Physical Assets (\$4,133,624):

Management Board Secretariat, 3,265,121; Mekinda Snyder Partnership, 130,069; Accounts under \$120,000—738,434.

Transfer Payments—Capital Grants (\$67,793,455):

Violence Against Women (\$3,076,516):

Kenora Family Resource Centre, 719,942; Muskoka Women's Advocacy Group, 710,000; Nova Vita Women's Shelter Inc., 626,000; Women In Crisis Northumberland County, 200,000; Women In Transition, 124,797; Women's Place-Welland District, 200,000; Accounts under \$120,000—495,777.

Child Care (\$40,102,058):

A and A Day Care Centre, 328,464; Andrew Fleck Child Care Services Child Care Centre, 221,189; Barrie and District Association for People with Special Needs, 1,575,000; Canadian Mothercraft Society of Ottawa-Carleton, 454,582; Centennial College of Applied Arts and Technology, 800,000; Central Neighbourhood House, 1,100,000; Centre de services de garde lucioles, 436,000; Centre prescolaire Aladin, 1,000,000; Centre psycho social pour enfants et famille d'Ottawa-Carleton, 220,000; Chapleau Child Care Centre de garde d'enfants, 360,000; Delta Chi Beta Early Childhood Centre (Windsor) Inc., 745,000; Division Road Pre-School (Kingsville) Inc., 191,036; Dufferin Association for Community Living (A.C.L.), 1,094,965; Family Day Care Mississauga, Services, 762,985; Fort Erie Native Cultural Centre Inc., 770,000; Garderie bouton d'or Timiskaming, 141,614; George Brown College of Applied Arts and Technology, 385,000; Golden Lake First Nation Day Care Centre, 200,000; Growing Tykes Child Care, 300,425; Hawthorne Meadows Nursery School Inc., 1,100,000; Hucklebug Preschool Inc., 440,084; Ideal Child Care Services Group, 672,175; Lakehead University, 400,000; London Adults Learners' Children's Centre Inc., 1,080,000; London Bridge Child Care Services Inc., 335,727; Mahmowenchike Family Services Inc., 750,029; Metropolitan Toronto, Municipality of, 3,030,000; Mohawks of Bay of Quinte Indian Band, 640,000; New Edinburgh Child Care Centre Inc., 755,000; Niagara College of Applied Arts and Technology, 1,012,400; Niagara Peninsula Crippled Children's Society, 490,000; Ojibways of Couchiching Band, 156,954; Ojibway of Pic River First Nation, 149,218; Ottawa-Carleton School Day Nursery, 628,008; Overbrook Kindergarten Child Care Inc., 797,000; Pauline Johnson Child Care Centre, 632,000; Peel Lunch and After School Program, 140,265; Perth County Advisory Group for Family Services, 970,000; Progress Day Care Ltd., 250,050; Rolph Road Day Care Ltd., 178,075; Rosalie Hall (Misericordia Sisters), 880,000; St. Lawrence Co-operative Day Care Inc., 350,000; Scarborough, City of, 695,000; Simcoe County Roman Catholic School Board, 1,125,000; Treatment Centre of Waterloo Region, 280,000; Umbrella Central Day Care Services, 179,131; Victoria Graduate Child Care Centre Inc., 579,000; Village Day Care of Essex/Kent Inc., 266,027; Wabaseemoong Independent Nation, 550,000; Walpole Island First Nation, 790,000; Wasauksing First Nation, 738,000; West Nipissing Child Care Corp., 142,500; Windy Woods Co-operative Home Inc., 391,866; Y.M.C.A. Canada, 1,055,734; York Professional Day Care Inc., 322,272; York Region Board of Education, 601,051; Young Men's and Young Women's Christian Association, 1,000,000; Accounts under \$120,000—4,463,232.

Other Capital (\$24,614,881):

Brampton Caledon Community Living, 312,000; Catholic Children's Aid Society (C.A.S.) of Metropolitan Toronto, 2,033,920; Chatham and District Association for Community Living,

MINISTRY OF COMMUNITY AND SOCIAL SERVICES — Concluded

160,027; Christian Horizons Inc., 989,844; Cochrane Temiskaming Resource Centre, 890,000; Community Adolescent Network of Hamilton, 635,267; Community Living-Algoma, 165,500; Community Living Association for South Simcoe, 293,841; Community Living-Huron, 200,632; Community Living-South Huron, 259,359; Crisis Centre North Bay, 600,000; Crossroads Centre Inc., 560,000; Eastern Ontario Young Offenders Services, 6,649,959; Elmira and District A.C.L., 312,554; Guelph-Wellington A.C.L., 277,864; Hamilton East Community Service Corp., 406,490; Ingersoll Support Services, 157,185; Kennedy House Youth Services Inc., 153,500; Kenora-Patricia Child and Family Services, 290,000; Kitchener-Waterloo Habilitation Services, 466,026; New Leaf Living and Learning Together Inc., 390,500; Niagara Family and Children's Services, 209,451; North Wentworth Association for Mentally Retarded, 802,000; Orillia Association for Handicapped, 213,650; Ottawa-Carleton, Regional Municipality of, 500,000; Participation House Project London, 396,265; Sagamok Anishnawbek, 170,000; St. Lawrence Youth Association, 1,900,000; Windsor Western Hospital Centre Inc., 1,395,000; Accounts under \$120,000—2,824,047.

Total Other Payments 8,855,441,679

Statutory(\$39,272)

Minister's Salary (\$30,003)

Hon. Tony Silipo April 1, 1994 to March 31, 1995 30,003

Parliamentary Assistant's Salary (\$9,269)

Randy Hope April 1, 1994 to March 31, 1995 9,269

Summary of Expenditure

Voted

Salaries and Wages	410,049,609
Employee Benefits	66,501,534
Travelling Expenses	6,465,450
Other Payments	8,855,441,679

9,338,458,272

Statutory 39,272

Total Expenditure, Ministry of Community and Social Services \$9,338,497,544

MINISTRY OF CONSUMER AND COMMERCIAL RELATIONS

Hon. Marilyn Churley, Minister

DETAILS OF EXPENDITURE

Voted

Salaries and Wages (\$79,140,802)

Temporary Help Services (4,074,919):

Goodwill Industries of Toronto, 1,474,930; Management Board Secretariat, 2,037,017; Manpower Temporary Services, 164,275; The People Bank, 283,595; Accounts under \$50,000—115,102.

Payments to Other Ministries (\$1,965,871):

Solicitor General and Correctional Services, 1,533,285; Accounts under \$50,000—432,586.

Less: Recoveries from Other Ministries (\$5,216,201):

Gaming Control Commission General Fund, 4,639,630; Ontario Native Affairs Secretariat, 190,000; Accounts under \$50,000—386,571.

Employee Benefits (\$12,379,799)

Payments for: Canada Pension Plan, 1,497,092; Dental Plan, 946,486; Employer Health Tax, 1,557,275; Group Life Insurance, 181,229; Long Term Income Protection, 1,023,978; Public Service Pension Fund, 391,445; Supplementary Health and Hospital Plan, 999,213; Unemployment Insurance, 2,767,729; Unfunded Liability—Public Service Pension Fund, 1,035,068.

Other Benefits: Attendance Gratuities, 221,857; Death Benefits, 16,844; Early Retirement Incentive, 482,758; Maternity/Parental/Adoption Leave Allowances, 433,727; Severance Pay, 949,117; Miscellaneous Benefits, 3,766.

Workers' Compensation Board, 239,440.

Payments to Other Ministries (\$637,730):

Solicitor General and Correctional Services, 299,978; Accounts under \$50,000—337,752.

Less: Recoveries from Other Ministries (\$1,004,955):

Gaming Control Commission General Fund, 603,463; Accounts under \$50,000—401,492.

Travelling Expenses (\$2,518,458)

Hon. M. Churley, 3,297; J. Wolfson, 10,561; D. Aird, 10,290; F.P. Amo, 10,393; D. Barrette, 11,998; D. Brown, 18,686; G. Cahill, 13,143; J.D. Carson, 23,412; J. Castel, 14,231; A. Caughey, 21,546; A. Daniels, 11,061; R. Dawson, 17,881; P.W. Dyson, 13,932; G. Fotia, 18,417; L. Geisel, 13,431; G. Grodecki, 10,215; P. Hamilton, 12,223; W. Hicks, 10,738; R. Johnson, 12,005; N. Kazias, 13,352; E.J. Kelly, 23,468; M. Lalonde, 19,728; W.H. Lawrence, 15,404; G. Lebel, 10,098; R. Luk, 10,201; B. Lux, 10,500; R.D. McGee, 22,137; D. McLellan, 10,197; W. McMahon, 12,166; R. Minler, 11,661; S. Oliver, 23,884; C. Parry, 11,941; W. Pennington, 11,593; J. Rabeau, 41,213; K. Rassouly, 14,887; G. Rivard, 10,211; A.C. Schupp, 13,121; M. Selway, 10,719; M.F. Sharland, 11,494; T. Sharp, 11,447; T.E. Sibley, 11,781; G. Simard, 11,644; B. Smith, 10,146; P.L. Smith, 14,090; E.G. Unsworth, 10,420; R. Viola, 16,716; C.E. Vlahovic, 11,827; C.E. Wood, 15,359; G.W. Wood, 10,536; H.S. Wright, 12,377; Accounts under \$10,000—1,816,680.

Other Payments (\$55,312,624)

Materials, Supplies, etc. (\$27,711,324):

J.H. Aitken, 79,055; Allseating Corp., 112,814; Astley Gilbert, 75,157; Azon Canada Inc., 408,702; Babbco Office Services Ltd., 78,553; Bell Canada, 527,378; Bell and Howell Ltd., 828,303; Callpro, 134,728; Canada Post Corp.,

MINISTRY OF CONSUMER AND COMMERCIAL RELATIONS — Continued

1,438,506; Canadian Bank Note Company Ltd., 138,476; Canadian Trotting Association, 97,875; Compugen Systems Ltd., 639,866; Dale Intermediaries Ltd., 113,135; Data Business Forms, 414,552; Data Repro Com Ltd., 94,065; Deltec, 53,341; Dun and Bradstreet Software, 61,622; E'DS Technical Products Division, 50,948; Ford Motor Comp. of Can. Ltd., 88,749; G. Fougere and Associates Inc., 64,649; GE Capital Canada Inc. (Formerly Triathlon Vehicle Leasing), 444,216; GJW Graphic Services, 56,488; Grand and Toy Ltd., 78,119; Hanover, Bentinck and Brant, 74,551; Hewlett Packard (Canada) Ltd., 669,065; Hicks Morley Hamilton Stewart, 62,066; IBM Canada Ltd., 1,554,413; ITC Systems, 304,309; Innova Envelope, 80,143; Inter-City Papers Ltd., 96,280; James L. Guccione, 50,137; Knoll North America Corp., 177,878; Kodak Canada Inc., 56,879; Konica Business Machines, 55,827; LBMS Inc., 78,974; Lancaster Datamark, 89,224; Linktek Corp., 61,498; Liquor Control Board of Ontario, 378,111; Lynden Veterinary Services, 57,600; MFP Technology Services Ltd., 1,401,877; Metro Gold Structures Ltd., 54,610; Milner Graphics, 64,611; Ministries: Attorney General, 2,826,288; Education and Training 174,764; Management Board Secretariat, 5,680,399; Solicitor General and Correctional Services, 212,543; Transportation, 71,271; Mohawk Equine Services, 56,929; Novell Inc., 87,809; Now Marketing and Communication Inc., 336,520; Olivetti Canada Ltd., 71,926; Perma Printing, 59,005; Pitney Bowes of Canada Ltd., 106,614; Price Waterhouse, 293,032; Purolator Courier Ltd., 171,042; Receiver General of Canada/RCMP, 58,061; Reed Stenhouse Ltd., 68,357; Relational Solutions, 66,000; Savin Canada Inc., 120,851; Scan Optics Canada Ltd., 100,738; Scott Capital Group Inc., 316,735; Shel/Don Reproduction Centre, 88,023; Somerville National Leasing and Rentals Ltd., 120,452; Swansea Computer Specialists, 76,883; Tab Products of Canada Ltd., 122,698; Telepartner International, 121,930; Tenet Computer Group Inc., 467,399; Thunder Bay Telephone, 197,899; Time Computer Products, 50,249; Tory Tory Deslauriers and Binnington, 61,008; Triex Computer Solutions, 159,325; Unique Envelope, 59,425; Wall Data, 69,420; Workers' Compensation Board, 67,075; XEBEC Imaging Services Inc., 111,488; Xerox Canada Ltd., 361,284; Accounts under \$50,000—6,720,329.

Less: Recoveries from Other Ministries (\$3,469,797):

Gaming Control Commission General Fund, 2,672,802; Accounts under \$50,000—796,995.

Grants, Subsidies, etc. (\$27,601,300):

Barrie Raceway Holdings Ltd., 308,349; Equine Research, 227,361; Flamboro Downs Holdings Ltd., 766,882; Hiawatha Horse Park, 198,579; Ontario Jockey Club, 13,491,299; Rideau Carleton Raceway, 389,484; Standardbred Improvement Program (Ontario Sires Stakes and Trillium), 5,091,186; Standardbred Publicity and Promotion Program, 330,000; Sudbury Downs Holdings Ltd., 204,551; Thoroughbred Improvement Program, 3,467,500; Western Fair Association, 530,247; Windsor Raceway Inc., 1,189,996; Woolwich Agricultural Society, 341,603; Accounts under \$120,000—1,064,263.

Total Other Payments 55,312,624

Statutory (\$639,272)

Minister's Salary (\$30,003)

Hon. Marilyn Churley April 1, 1994 to March 31, 1995 30,003

Parliamentary Assistant's Salary (\$9,269)

Noel Duignan April 1, 1994 to March 31, 1995 9,269


Other Statutory Payments (\$600,000)

Land Titles Assurance Fund 600,000

MINISTRY OF CONSUMER AND COMMERCIAL RELATIONS — Concluded

Summary of Expenditure

Voted		
Salaries and Wages	79,140,802	
Employee Benefits	12,379,799	
Travelling Expenses	2,518,458	
Other Payments	55,312,624	
		149,351,683
Statutory		639,272
Total Expenditure, Ministry of Consumer and Commercial Relations		<u>\$149,990,955</u>



MINISTRY OF CULTURE, TOURISM AND RECREATION

Hon. Anne Swarbrick, Minister

Hon. Irene Mathysen, Minister

Hon. Shirley Coppen, Minister

DETAILS OF EXPENDITURE

Voted

Salaries and Wages (\$39,934,524)

Temporary Help Services (\$179,917):
Accounts under \$50,000—179,917.

Payments to Other Ministries (\$833,231):
Management Board Secretariat, 833,231.

Less: Recoveries from Other Ministries (\$211,581):
Management Board Secretariat, 185,658; Accounts under \$50,000—25,923.

Employee Benefits (\$5,687,573)

Payments for: Canada Pension Plan, 717,441; Dental Plan, 384,598; Employer Health Tax, 787,353; Group Life Insurance, 79,282; Long Term Income Protection, 421,798; Supplementary Health and Hospital Plan, 400,602; Unemployment Insurance, 1,348,956; Unfunded Liability—Public Service Pension Fund, 511,991.

Other Benefits: Attendance Gratuities, 54,228; Early Retirement Incentive, 50,781; Maternity/Parental/Adoption Leave Allowances, 284,681; Severance Pay, 887,219; GO-Temp Benefits, 114,907.

Workers' Compensation Board, 51,224.

Less: Recoveries from Other Ministries (\$407,488):
Accounts under \$50,000—407,488.

Travelling Expenses (\$1,296,584)

Hon. A. Swarbrick, 11,488; Hon. I. Mathysen, 371; Hon. S. Coppen, 1,195; D. Waters, 7,858; E. Todres, 6,290; T. Bryson, 10,581; S. Buonocore, 16,912; J. Carter, 16,211; D.R. Clarke, 21,775; S.C. Courtney, 14,399; L. Cox, 11,298; J.M. Cruickshank, 14,340; M. Furlong, 12,777; M. Gagnon, 10,365; H. Gray, 22,825; E. Halfpenny, 12,933; V. Kameda, 15,852; L. Kaplan, 10,116; J. Le Gal, 19,480; M.J. Marlatt, 10,098; M. Pezzutto, 10,621; C. Puddicombe, 11,091; R.F. Ribout, 15,606; D. Ross, 22,519; J. Rudd, 28,258; J. Sutcliffe, 10,033; G. Thorn, 17,299; R. Zizman, 20,514; Accounts under \$10,000—925,033.

Less: Recoveries from Other Ministries (\$11,554):
Accounts under \$10,000—11,554.

Other Payments (\$368,115,723)

Materials, Supplies, etc. (\$31,018,478):

Advanced Construction Industries, 55,440; Air Canada, 62,825; Alltour Marketing Support Services Ltd., 583,536; Angus Reid Group, 75,000; Association of Canadian Publishers, 100,284; Avon Sportswear, 80,954; Bell Canada, 964,924; Canada Post Corporation, 723,027; Canadian Fitness and Lifestyle Research, 57,030; Canadian Pacific Express and Transport Ltd., 65,278; Canadian Tourism Research Institute, 62,500; Communications in Business, 74,386; The Coopers and Lybrand Consulting, 50,000; Corrweb Litho Inc., 220,424; Creative Stock Photography Agency Ltd., 175,233; D.J. Beckley Consulting Ltd., 110,417; Dale Intermediaries Ltd., 92,135; Deloitte and Touche Management

MINISTRY OF CULTURE, TOURISM AND RECREATION — Continued

Consultant, 107,510; Digital Equipment of Canada Limited, 488,739; Frontier Consulting, 58,802; G.B. Catering Limited, 199,769; GSA Consulting Group Inc., 419,769; Harbourfront Centre, 66,500; IBI Group, 50,466; Ideal Printing Company Ltd., 52,572; Insignia Marketing Research Inc., 55,500; Inter City Papers, 96,163; Judith Rogers Consultant, 126,800; KPMG Peat Marwick Thorne, 148,297; MFP Technology Services Ltd., 2,155,534; Mallon, Hudolin and Associates, 110,308; Manpower Temporary Services, 84,164; McLaren Morris and Todd Limited, 413,184; McLaren Press Limited, 195,507; Media Buying Services Limited, 1,120,962; Mediascan, 195,885; Miller Naylor Associates, 53,660; Ministries: Attorney General, 1,155,850; Management Board Secretariat, 2,500,491; Mobility Canada, 56,387; Moore Data Management Services Division, 68,565; Motels Ontario, 71,440; Niagara College, 200,000; Ontario Development Corporation, 122,973; Ontario Federation of Snowmobile Clubs, 84,000; Ontario Hydro, 134,672; Ontario Physical and Health Education, 225,250; Onyx Computers Incorporated, 346,387; Phoenix Partnerships Inc., 64,610; Pitney Bowes, 103,454; Promanad Communications Inc., 592,158; Purolator Courier Ltd., 90,822; RMC Resources Management Consultants Ltd., 336,305; Receiver General for Canada, 223,828; SEG Japan Inc., 58,807; SMW Advertising Ltd., 4,485,043; Savin Canada Inc., 149,362; Storgaard and Associates, 123,915; Suji and Associates, 86,360; Svenducon Construction Ltd., 171,551; Team Chrysler Dodge Inc., 57,424; Tenet Computer Group Inc., 356,713; Thunder Bay Hydro, 79,390; Toronto Datacomm and Cables, 57,186; Tory Tory DesLauriers and Binnington, 123,254; WorldLinx Telecommunications Inc., 511,546; Xerox Canada Ltd., 303,201; Yorkville Printing Group Limited, 81,520; 2 Dimensions Inc., 1,178,359; Accounts under \$50,000—7,815,807.

Less: Recoveries from Other Ministries and Agencies (\$751,637):

Citizenship, 172,632; Economic Development and Trade, 122,641; Transportation, 286,412; Accounts under \$50,000—169,952.

Grants, Subsidies, etc. (\$363,425,231):

Ajax Library Board, 197,228; Algoma Kinniwabi Travel Association, 173,840; Algoma Sno-Plan Affiliation, 297,750; Almaquin-Nipissing Travel Association Inc., 177,578; Amabel, Town of, 300,000; Art Gallery of Ontario, 13,526,841; Arts Council Windsor and Region, 265,555; Association for Native Development in Performing and Visual Arts, 159,146; Association of Community Information Centres, 318,713;

Barrie Library Board, 296,833; Barrie Y.M.C.A., 300,000; Belleville Parks and Recreation, 360,000; Belleville Library Board, 126,193; Brampton Library Board, 564,463; Brantford Library Board, 248,111; Breeders Cup, 1,450,000; Brockville YM-YWCA, 328,270; Bruce County Library Board, 313,171; Buckhorn Community Centre, 140,094; Burlington, City of, 1,050,147; Burlington Library Board, 370,934;

CJRT-FM, 1,325,437; Caledon, Town of, 319,000; Cambridge Family YMCA, 750,000; Cambridge Library Board, 253,783; Campbellford, Town of, 283,514; Canada Publishing Corporation, 120,250; Canadian Children's Dance Theatre, 200,000; Canadian Christian Festival, 250,000; Canadian Japanese Cultural Centre, 123,350; Canoe Ontario, 236,695; Canton de Plantagenet Nord, 289,129; Capitol Theatre Heritage Foundation, 228,262; Caribbean Cultural Committee, 345,100; Central Neighbourhood House, 176,742; Chatham Library Board, 132,866; Chiefs of Ontario, 197,000; Clarington Library Board, 121,660; Club des Francophone de Longlac, 794,198; Club Roma, 250,000; Cobourg, Town of, 407,258; Cochrane Timiskaming Travel Association, 120,000; Communications and Electronics Museum, 200,000; Community Information Centre of Metropolitan Toronto, 125,359; Cornwall Library Board, 153,161;

Don Rowing Club, 267,300;

East York Library Board, 356,586; Eastern Ontario Development Corporation, 205,303; Eastern Ontario Travel Association, 272,317; Elgin County Library Board, 186,867; Espanola Library Board, 267,839; Essex County Library Board, 401,673; Etobicoke, City of, 434,022; Etobicoke Library Board, 883,203;

Federation of Broomball Association, 133,300; Field Hockey Ontario, 161,502; Fletcher's Fields Limited, 270,000; Fort Erie, Town of, 605,515; Fort Frances, Town of, 511,995; Frontenac County Library Board, 283,319;

Gananoque, Town of, 338,133; Georgian Bay 94 Marine Heritage, 150,000; Georgina, Town of, 950,592; Gloucester Library Board, 382,523; Gravenhurst, Town of, 319,775; Grimsby, Town of, 325,004; Guelph, City of, 1,048,856; Guelph Library Board, 260,218;

MINISTRY OF CULTURE, TOURISM AND RECREATION — Continued

- Haliburton County Library Board, 196,076; Hamilton, City of, 974,340; Hamilton Library Board, 1,054,505; Hamilton and Region Arts Council, 1,200,000; Hanover, Town of, 607,981; Hockey Development Centre of Ontario, 657,495; Huron County Library Board, 285,463; Huronia Tourism Association, 135,791;
- Innisfil Library Board, 137,040; Inter-Image, Inc. Advertising, 122,654;
- James Bay Frontier Travel Association, 178,611; Japanese Canadian Cultural Centre, 1,000,000; Judo Ontario, 147,500;
- Kent County Library Board, 261,045; Kingston Library Board, 225,225; Kitchener Library Board, 506,914;
- Lambton County Library Board, 481,026; Lasalle, Town of, 922,259; Leamington, Town of, 151,010; Lennox and Addington County Library Board, 154,137; Lindsay, Town of, 234,295; London, City of, 171,674; London Library Board, 1,001,761; London P.U.C. Recreation Department, 215,833; Lucknow, Village of, 689,000;
- Marathon, Town of, 229,267; Markham Library Board, 389,833; McClelland and Stewart Inc., 120,134; McMichael Canadian Art Collection, 3,725,338; Metropolitan Toronto, Municipality of, 123,200; Metropolitan Toronto Convention and Visitors Association, 304,492; Metropolitan Toronto Parks and Property, 130,000; Metropolitan Toronto Reference Library, 1,951,710; Metropolitan Toronto and Region Conservation Authority, 244,713; Middlesex County Library Board, 188,321; Mississauga Library Board, 1,095,826; Mohawk Council of Akwesasne, 805,000; Multicultural History Society of Ontario, 667,400; Muskoka Snowmobile Region, 346,750;
- NWO Snowmobile Trails Association, 1,358,831; National Ballet of Canada, 387,888; National Ballet School, 836,410; Near North Trails Association, 705,250; Nepean Library Board, 293,341; Newmarket, Town of, 755,664; Niagara Falls, City of, 432,630; Niagara Falls Library Board, 267,868; Niagara Mid-Western Ontario Travel Association, 216,458; North Bay Library Board, 175,454; North of Superior Travel Association, 167,338; North York Library Board, 1,738,387; Northern Ontario Development Corporation, 508,509; Northern Ontario Tourist Outfitters, 160,000; Northumberland County Library Board, 163,849;
- Oakville Library Board, 486,778; Ontario Amateur Basketball Association, 211,700; Ontario Amateur Football Association, 138,000; Ontario Amateur Wrestling Association, 170,000; Ontario Arts Council, 43,047,311; Ontario Badminton Association, 132,932; Ontario Choral Federation, 134,381; Ontario Council of Shooters, 158,000; Ontario Crafts Council, 155,227; Ontario Curling Federation, 132,500; Ontario Cycling Association, 143,350; Ontario Development Corporation, 1,803,454; Ontario Equestrian Federation, 205,548; Ontario Federation of School Athletics, 132,000; Ontario Federation of Symphony Orchestras, 121,679; Ontario Figure Skating Association, 329,432; Ontario Film Development Corporation, 25,860,200; Ontario Gymnastic Federation, 391,452; Ontario Heritage Foundation, 2,241,300; Ontario Historical Society, 339,059; Ontario Lacrosse Association, 207,505; Ontario Library Association, 179,230; Ontario Library Service—North, 3,663,894; Ontario Museum Association, 179,777; Ontario Physical and Health Education Association, 228,000; Ontario Place Corporation, 7,573,343; Ontario Ringette Association, 141,762; Ontario Rowing Association, 142,345; Ontario Rugby Union, 120,550; Ontario Sailing Association, 304,571; Ontario Science Centre, 11,532,200; Ontario Ski Council, 783,381; Ontario Soccer Association, 292,900; Ontario Speed Skating Association, 161,900; Ontario Sports Centre, 4,618,712; Ontario Synchronized Swimming Association, 135,074; Ontario Tennis Association, 195,000; Ontario Tourism Council, 454,000; Ontario Tourism Education Council, 300,000; Ontario Track and Field Association, 310,313; Ontario Trillium Foundation, 16,772,900; Ontario Volleyball Association, 185,125; Ontario Workers' Arts and Heritage Council, 1,300,000; Ontario's Sunset Country Travel Association, 177,679; Oshawa Library Board, 360,797; Ottawa, City of, 574,728; Ottawa Library Board, 1,143,342; Ottawa YM-YWCA, 500,000; Oxford County Library Board, 193,194;
- Parkhill, Town of, 207,000; Parks and Recreation Federation, 183,750; Pembroke, City of, 434,300; Perth Theatre Project, 216,000; Peterborough, City of, 393,762; Peterborough Library Board, 205,373; Pickering Library Board, 172,831; Polar Bear Riders Snowmobile Club, 145,889;
- RCAF Memorial Museum, 142,866; Rainbow Country Travel Association, 299,646; Richmond Hill Library Board, 193,089; Royal Botanical Gardens, 2,654,280; Royal Ontario Museum, 21,932,635;
- SWOTA-South Western Ontario Travel Association, 145,000; St. Catharines, City of, 134,884; St. Catharines Library Board, 394,788; St. Clair Parkway Commission, 585,577; St. Lawrence Parks Commission, 7,857,800; Sarnia-

MINISTRY OF CULTURE, TOURISM AND RECREATION — Continued

Lambton Family YMCA, 900,000; Sault Ste. Marie Library Board, 444,799; Scarborough Library Board, 1,365,321; Science North, 3,883,009; Shelburne, Town of, 300,000; Softball Ontario, 221,360; Southern Ontario Library Service, 5,646,160; Sport for Disabled Ontario, 129,700; Squash Ontario, 125,410; Stormont, Dundas and Glengarry County Library Board, 214,090; Sudbury Library Board, 325,689; Superior East Regional Snowmobile, 511,500; Swim Ontario, 592,052;

TVOntario, 59,997,400; Tecumseh, Town of, 585,000; Theatre Ontario, 267,865; Thunder Bay Library Board, 382,710; Thunder Bay Ski Jumps Ltd., 1,098,044; Timmins Library Board, 152,461; Toronto Artscape Inc., 211,488; Toronto Historical Board, 218,178; Toronto Library Board, 2,174,945;

Udora Hall Addition Committee, 147,500; Ukrainian Museum of Canada Ontario Branch, 412,744; University of Ottawa, 150,000;

Vaughan, City of, 1,500,000; Vaughan Library Board, 227,415; Victoria County Library Board, 224,428; Visual Arts Ontario, 187,890;

Waterloo Library Board, 202,093; Waterloo Regional Library Board, 163,533; Welland, City of, 132,070; Welland Library Board, 197,911; Wellington County Library Board, 176,877; Wentworth County Library Board, 363,047; West Parry Sound Snow Sport Association, 402,250; Whitby Library Board, 165,390; Windsor Jewish Community Centre, 341,855; Windsor Library Board, 1,295,322; Woodstock, City of, 1,525,916; Woodstock Industrial Institute, 400,000;

YMCA of Kitchener—Waterloo Inc., 350,000; York Library Board, 452,611;

1995 Nordic World Ski Championship, 1,011,056; Accounts under \$120,000—40,697,178.

Less: Recoveries from Other Ministries (\$26,327,985):

Citizenship, 188,658; Economic Development and Trade, 24,504,490; Finance, 1,404,990; Accounts under \$120,000—229,847.

Total Other Payments 368,115,723

Statutory (\$54,361)

Ministers' Salary (\$45,092)

Hon. A. Swarbrick	April 1, 1994 to March 31, 1995	30,003
Hon. I. Mathysen	October 21, 1994 to March 31, 1995	6,731
Hon. S. Coppen	April 1, 1994 to March 31, 1995	8,358

Parliamentary Assistant's Salary (\$9,269)

D. Waters	April 1, 1994 to March 31, 1995	9,269
---------------------	---	-------

MINISTRY OF CULTURE, TOURISM, AND RECREATION — Concluded

Summary of Expenditure

Voted		
Salaries and Wages	39,934,524	
Employee Benefits	5,687,573	
Travelling Expenses	1,296,584	
Other Payments	368,115,723	
		415,034,404
Statutory		54,361
Total Expenditure, Ministry of Culture, Tourism and Recreation		<u>\$415,088,765</u>

MINISTRY OF ECONOMIC DEVELOPMENT AND TRADE

Hon. Frances Lankin, Minister

Hon. Robert Huget, Minister

Hon. Richard Allen, Minister

DETAILS OF EXPENDITURE

Voted

Salaries and Wages (\$38,945,633)

Temporary Help Services (\$535,498):

Management Board Secretariat, 525,972; Accounts under \$50,000—9,526.

Employee Benefits (\$5,344,002)

Payments for: Canada Pension Plan, 590,716; Dental Plan, 355,273; Employer Health Tax, 743,861; Group Life Insurance, 79,482; Long Term Income Protection, 457,830; Public Service Pension Fund, 43,769; Supplementary Health and Hospital Plan, 380,092; Unemployment Insurance, 1,131,060; Unfunded Liability—Public Service Pension Fund, 412,714; Accounts under \$50,000—47,147.

Other Benefits: Attendance Gratuities, 17,375; Early Retirement Incentive, 244,588; Maternity/Parental/Adoption Leave Allowances, 204,156; Severance Pay, 634,984.

Workers' Compensation Board, 955.

Travelling Expenses (\$2,568,606)

Hon. F. Lankin, 19,603; Hon. R. Huget, 15,642; Hon. R. Allen, 20,839; N. Jamison, 60; P. Johnson, 166; P. Barnes, 38,193; C. Boynton, 19,812; S. Bruce, 21,518; E. Calisi, 55,350; S. Chan, 34,528; L. Crispino, 39,860; R. Dias, 26,831; J. Downing, 14,839; J. Fisher, 24,598; V. Fountain, 41,881; T. Gain, 10,423; G. Gow, 23,918; G. Hanus, 24,307; G. Hare, 12,694; K. Harris, 16,914; R.C. Howard, 10,593; P. Howell, 18,489; H. Idler, 43,238; M. Jans, 15,766; F. Johansen, 29,449; P. Kanter, 22,957; W. Long, 16,420; A. Lopes, 22,062; D. Martinovich, 30,519; S. McGrory, 10,282; K. McGuire, 13,733; J. McReynolds, 11,257; J. Mitsopulos, 12,993; J. Monahan, 23,659; R. Murray, 30,649; N. Prout, 11,343; S. Rafi, 11,367; C. Ramsay, 12,675; S. Ramsay, 18,967; B. Ross, 12,805; P. Sadlier-Brown, 17,945; A. Secours, 13,422; F. Sheehy, 16,651; S. Singh, 60,410; R. Smart, 10,755; P. Spik, 18,765; S. Strelloff, 12,499; J. Symington, 13,045; J. Thompson, 40,939; S. Townsend, 25,896; M. Vokes, 32,607; A. Wahba, 45,675; D. Walker, 14,320; P. Walker, 24,596; J. Wessinger, 15,585; A. Williamson, 18,880; P. Wong, 68,550; Accounts under \$10,000—1,276,867.

Other Payments (\$418,322,491)

Materials, Supplies, etc. (\$28,627,784):

Adanac Graphics Ltd., 76,673; Arthur D. Little of Canada Ltd., 297,001; Axmith McIntyre Wicht Ltd., 222,438; Babbco Office Services Ltd., 59,284; Bell Canada, 236,027; Brian Rose Consulting Services, 70,811; Brown and Collett Ltd., 89,613; Business Advisory Centre, 65,585; C.J. Graphics Inc., 50,202; C.P.I. Computer Partners, 90,972; Canada Post Corporation, 54,475; Canadian Consulate General, 55,684; Canadian Embassy, 157,749; Chromatic People, 85,790; Compugen Systems Ltd., 451,488; Continuous Improvement Services Inc., 63,088; Crawford and Co. Insurance, 72,832; DGS Information Consultants, 51,205; DRI/Mcgraw-Hill, Data Resources, 60,538; Datafile, 62,310; Datalist, 224,349; Davies, Ward and Beck, 152,410; Dory Electric Limited, 109,785; Dun and Bradstreet, 50,288; Electrocomponents PLC, 563,997; Ernst and Young, 232,217; Espie Islington Printing Ltd., 99,196; Faxon Canada Ltd., 82,816; Four L. Graphics Ltd., 174,938; Fuller Peiser, 174,458; G.B. Catering Ltd., 56,203; Galer and MacMillan, 313,077; Grenville Printing, 70,156; Hogan and Hartson, 514,393; IBM Canada Ltd., 126,666; IDC Canada Ltd., 58,100; IME-Information Management and Economics Inc., 97,800; Institute for Advanced Technology, 50,880; JYL Consulting Services Ltd., 58,793; Jove Capital Inc., 95,116; KPMG Management Consulting, 173,938; Kaiser Associates Inc., 68,536; Kestrel Technology Inc., 185,601; King West Communications, 204,977; Lotus

MINISTRY OF ECONOMIC DEVELOPMENT AND TRADE — Continued

Development Corp., 642,672; Lurie Company (The), 293,779; MFP Technology Services Ltd., 625,067; MICA Management Resources, 108,255; Mariposa Communications Group, 70,000; Matthews Ingham and Lake Inc., 85,048; Media Buying Services, 200,502; Medland Printing, 50,102; Ministries: Attorney General, 1,118,239; Culture, Tourism and Recreation, 202,075; Finance, 127,823; Health, 90,082; Management Board Secretariat, 2,168,657; Transportation, 557,696; Monenco Agra Inc., 3,961,107; Novell Inc., 129,751; Ottawa Carleton Economic Development Corporation, 59,919; Parallax Communications, 54,765; Pitney Bowes, 130,018; Procom-Professional Computer, 89,236; Promanad Communications Inc., 151,585; RMRS System, 100,000; Receiver General for Canada, 366,172; Savin Canada Inc., 82,141; Scott Capital Group Inc., 236,484; Bernard Sherwin, 51,278; Statistics Canada, 75,489; University of Waterloo, 142,493; Ward Associates, 100,517; XYCorp Inc., 101,445; Xerox Canada Inc., 196,235; Accounts under \$50,000—10,133,642.

Less: Recoveries from Other Activities (\$186,945):
Accounts under \$50,000—186,945.

Foreign Service Allowances (\$60,038):
C.K. Pan, 23,172; R. Sears, 36,866.

Grants, Subsidies, etc. (\$389,634,669):
Asia Pacific Foundation, 200,000.

Canadian Standards Association, 10,000.

jobsOntario Community Action Program—Capital and Operating Grants (\$70,776,180):
Capital Grants (\$49,612,695):

Brockville, City of, 550,828; Community Enterprise Center, 210,160; Delhi, Township of, 250,000; International Union of Operating Engineers, Local 793, 365,707; Accounts under \$120,000—282,329.

Payments to Other Ministries to administer their jobsOntario Community Action projects (\$47,953,671):
Agriculture, Food and Rural Affairs, 1,887,100; Citizenship, 6,888,056; Culture, Tourism and Recreation, 20,177,126; Municipal Affairs, 4,230,795; Northern Development and Mines, 14,770,594.

Operating Grants (\$21,163,485):

Canadian Cooperative Assoc., 295,000; Low Income Families Together, 124,000; National Action Committee on the Status of Women, 250,000; Accounts under \$120,000—1,592,026.

Payments to Other Ministries to administer their jobsOntario Community Action projects (\$18,902,459):
Agriculture, Food and Rural Affairs, 1,135,537; Citizenship, 6,372,737; Culture, Tourism and Recreation, 3,149,377; Municipal Affairs, 2,390,697; Northern Development and Mines, 5,854,111.

Community Radio Program (\$1,228,553):
Accounts under \$120,000—1,228,553.

Employee Ownership, 40,040.

Grants in Support of Industry and Technology Development (\$653,550):
Social Investment Organization, 214,550; Accounts under \$120,000—439,000.

Innovative Entrepreneurship Fund, 58,300.

International Disaster Relief, 60,000.

Grants for Investment Support (\$390,000):
Gates Canada Inc., 390,000.

Jiangsu Centre, 86,264.

MINISTRY OF ECONOMIC DEVELOPMENT AND TRADE — Continued

Manufacturing Recovery Program Grants (\$754,516):

Management/Marketing Personnel, 699,487; Recovery Plan, 55,029.

Ontario Aerospace Corporation, 54,723,102.

Ontario Innovation and Productivity Service (\$4,281,859):

Accounts under \$120,000—4,281,859.

Ontario Investment Service, 900,000.

Ortech Corporation (\$7,376,000):

jobsOntario Capital (\$3,176,000):

Ortech Corporation, 3,176,000.

Operating (\$4,200,000):

Ortech Corporation, 4,200,000.

Sector Partnership Fund (\$10,086,836):

jobsOntario Capital (\$5,000,000):

Guelph Food Technology Centre, 5,000,000.

Operating (\$5,086,836):

APMA, 160,000; Biotechnology Council of Ontario, 420,000; Canadian Chemical Producers Association, 350,000; Centre for the Study of Commercial Activity, 1,015,000; Consulting Engineers of Ontario, 240,000; Design Exchange, 350,000; ITAC Software Productivity Centre, 315,000; Knowledge Connection Corporation, 400,000; Sectoral Skills Council, 410,000; Society of the Plastics Industry of Canada, 200,000; Accounts under \$120,000—321,274.

Payments to Other Ministries to administer Sector Partnership Fund projects (\$905,562):

Culture, Tourism and Recreation, 450,562; Environment and Energy, 455,000.

Technology Ontario (\$52,438,979):

Centres of Excellence (\$36,605,753):

Information Technology Research Centre, 6,290,230; Institute for Space and Terrestrial Science, 6,512,139; Manufacturing Research Corporation, 5,733,660; Ontario Centre for Materials Research, 7,345,400; Ontario Laser and Lightwave Research Centre, 3,994,600; Telecommunications Research Institute of Ontario, 4,820,000; Waterloo Centre for Groundwater Research, 1,909,724.

Industry Research Program (\$7,139,897):

COM DEV Ltd., 270,967; Connaught Laboratories Ltd., 1,043,601; Formtech Inc., 907,548; Gennum Corp., 168,907; INCO Ltd., 717,281; I.S.G. Technologies Inc., 377,312; Imax Corporation, 670,468; Menasco Aerospace Ltd., 374,006; Newbridge Microsystems, 264,015; Precarn Associates Inc., 526,161; OSI Medical Corporation, 253,181; Rotoflex International Inc., 445,222; Senser Adaptive Machines Inc., 205,001; Sunnybrook Health Science Centre, 520,776; Unitron Industries Ltd., 135,773; Accounts under \$120,000—259,678.

International Agreements (\$794,860):

Information Technology Research Centre, 383,334; University of Toronto, 126,255; Accounts under \$120,000—285,271.

Science and Technology Awareness (\$169,000):

Science Network Ontario, 132,000; Accounts under \$120,000—37,000.

Technical Personnel Program (\$4,585,020):

Accounts under \$120,000—4,585,020.

MINISTRY OF ECONOMIC DEVELOPMENT AND TRADE — Continued

Technology Adjustment Research Program (\$517,258):
Ontario Federation of Labour, 517,258.

Telepresence Project (\$575,493):
Information Technology Research Centre, 575,493.

University Research Incentive Fund (\$2,051,698):
Ministry of Education and Training, 2,051,698.

Trade Expansion Fund, 1,849,644.

Grants in Support of Trade and International Activities, 474,895.

jobsOntario Capital Grant for Design Exchange (\$1,271,116):
Group for the Creation of Design Exchange in Toronto, 1,271,116.

jobsOntario Capital Grants under Economic Development Fund (\$6,869,838):
Brantford and District Labour Council, 2,750,000; Town of Haileybury, 1,805,848.

Payments to Other Ministries to administer Economic Development Fund projects (\$2,313,990):
Culture, Tourism and Recreation, 654,000; Education and Training, 50,000; Environment and Energy, 635,000;
Transportation, 450,000; Northern Development and Mines, 524,990.

jobsOntario Capital Grants under Ontario Network Infrastructure Program (\$5,729,044):
Hamilton-Wentworth Free-Net Inc., 150,000; LARG*net (London and Regional Global Networks), 529,375; Mount Sinai Hospital, 300,000; Nirvcentre, 486,507; OCRInet (Ottawa Carlton Research Institute), 317,000; ONet Networking, 1,528,603; Ontario Teachers' Federation, 894,107; Ottawa Carleton Research Institute, 350,000; Timmins Economic Development Corporation, 422,077; Accounts under \$120,000—751,375.

jobsOntario Capital Strategic Investment Grants (\$1,786,380):
Payments to Ontario Development Corporation to administer Capital Strategic Investment grants to: Industrial Research Development Institute, 893,139; Ortech Corporation for Gaseous Fuels Injection Project, 893,241.

Eastern Ontario Development Corporation (\$2,446):
Guarantee Interest Subsidy, 2,446.

Northern Ontario Development Corporation (\$39,026):
Guarantee Interest Subsidy, 39,026.

Ontario Development Corporation (\$777,876):
Guarantee Interest Subsidy, 242,876; Grant to Wine Council of Ontario, 535,000.

Other Transactions (\$84,787,992):
jobsOntario Economic Development Fund - Interest Incentives, 791,806.

jobsOntario Economic Development Fund - Capital Repayable Grants (\$2,159,400):
Ministry of Northern Development and Mines, 854,400; Payment to Ontario Development Corporation to administer Capital Repayable Grants to: Urus Industrial Corporation, 880,000; Windsor Raceway, 425,000.

Guarantees Honoured—Strategic Investments Program (\$15,000,000):
Payment to Ontario Development Corporation to administer a Guarantee Honoured for St. Mary's Paper Ltd., 15,000,000.

Guarantees Honoured—jobsOntario Summer Employment—Student Venture Program (\$395,556):
The Royal Bank of Canada, 395,156; Accounts under \$120,000—400.

MINISTRY OF ECONOMIC DEVELOPMENT AND TRADE — Continued

Strategic Investments—jobsOntario Capital Repayable Grants (\$32,267,654):

Payments to Ontario Development Corporation to administer capital repayable grants to: Ford Motor Company of Canada Limited: Oakville Plant, 1,372,965; Windsor Plant, 25,421,778; General Motors of Canada Limited, 5,000,000; MBB Helicopter Canada Limited, 149,855; Uniroyal Goodrich (Canada) Ltd., 273,056; Accounts under \$120,000—50,000.

Sector Partnership Fund—Ontario Winery Adjustment Program (\$5,294,200):

Payment to Ontario Development Corporation to administer Ontario Winery Adjustment Program grants to: Andres Wines Ltd., 757,200; Colio Wines of Canada, 167,000; Hildebrand Estates Winery Limited, 1,000,000; London Winery Ltd., 350,000; Pelee Island Winery and Vineyards Inc., 400,000; Stoney Ridge Cellars Ltd., 130,000; Vincer International Inc., 1,670,000; Wine Council of Ontario, 725,000; Accounts under \$120,000—95,000.

Trade Expansion Fund Repayable Grants, 1,506,606.

Ontario Development Corporation (\$16,835,663):

Repayable Grants Winery Adjustment, 1,295,800; Guarantees Honoured Manufacturing Recovery Program, 2,036,679; Guarantees Honoured—New Ventures, 11,463,941; Guarantees Honoured—Youth Ventures, 1,445,543; Guarantees Honoured—Other—Direct, 593,700.

Innovation Ontario Corporation (\$9,316,009):

Pre-Venture Technology Assistance, 9,316,009.

Northern Ontario Development Corporation (\$1,221,098):

Guarantees Honoured—Direct, 1,221,098.

Loans and Investments (\$81,982,233):

jobsOntario Economic Development Fund Loans (\$6,493,136):

Payments to Ontario Development Corporation to administer Economic Development Fund loans to: AAR-Kell Moulds Limited, 1,328,000; Mylar 2 Moulds Ltd., 750,000; Valiant Machine and Food Inc., 2,174,136; W. Tregaskiss Limited, 1,841,000.

Ministry of Northern Development and Mines for Economic Development Fund loan, 400,000.

Ontario Lead Investment Fund (\$143,795):

Ontario Lead Investment Fund, 143,795.

Strategic Investments Loans (\$65,320,302):

Payments to Ontario Development Corporation to administer Strategic Investment loans to: Allied Signal Canada Inc., 4,263,768; Diamond Aircraft Industries, 1,444,923; First Ontario Management Limited, 1,255,000; General Electric Canada Inc., 9,718,731; Lear Seating Canada Ltd.: St. Thomas Plant, 2,000,000; Oakville Plant, 2,500,000; Menasco Aviation Services Ltd., 3,000,000; Mitel Corporation, 6,656,497; Ontario Bus Industries, 10,000,000; Palladium Corporation, 11,981,383; Provincial Papers Inc., 2,500,000; St. Mary's Paper Ltd., 10,000,000.

Sector Partnership Fund Investment (\$275,000):

Payment to Ontario Development Corporation to administer Sector Partnership Fund Investment in: Interhealth Canada, 275,000.

Strategic Investments (\$9,750,000):

Payments to Ontario Development Corporation to administer Strategic Investments in: Fleet Aerospace Corporation, 5,000,000; St. Joseph Printing Limited, 4,750,000.

Total Other Payments 418,322,491

MINISTRY OF ECONOMIC DEVELOPMENT AND TRADE — Concluded

Statutory (\$134,370,828)

Ministers' Salary (\$45,092)

Hon. F. Lankin	April 1, 1994 to March 31, 1995	30,003
Hon. R. Huget	August 18, 1994 to March 31, 1995	9,366
Hon. R. Allen	April 1, 1994 to August 17, 1994	5,723

Parliamentary Assistant's Salary (\$18,538)

N. Jamison	April 1, 1994 to March 31, 1995	9,269
P. Johnson	April 1, 1994 to March 31, 1995	9,269

Ontario Development Corporation (\$111,957,506)

Loan Program	15,374,898
Loan Program—Manufacturing Recovery Program	2,148,402
Loan to Harding Carpets	6,000,000
Losses on Loans—Agency	69,440,118
Losses on Loans—Direct	15,071,757
Losses on Loans—Manufacturing Recovery Program	3,922,331

Northern Ontario Development Corporation (\$13,492,639)

Loan Program	6,495,065
Losses on Loans—Direct	3,808,031
Losses on Loans—Agency	3,189,543

Eastern Ontario Development Corporation (\$8,857,053)

Loan Program	7,106,264
Losses on Loans—Direct	992,295
Losses on Loans—Agency	758,494

Summary of Expenditure

Voted

Salaries and Wages	38,945,633
Employee Benefits	5,344,002
Travelling Expenses	2,568,606
Other Payments	418,322,491

Statutory	465,180,732
	134,370,828

Total Expenditure, Ministry of Economic Development and Trade	<u>\$599,551,560</u>
---	----------------------

MINISTRY OF EDUCATION AND TRAINING

Hon. Dave Cooke, Minister
Hon. Stephen Owens, Minister
Hon. Mike Farnan, Minister

DETAILS OF EXPENDITURE

Voted

Salaries and Wages (\$104,525,732)

Temporary Help Services (\$2,051,671):

Management Board Secretariat, 1,940,496; Accounts under \$50,000—111,175.

Payments to Other Ministries (\$1,026,803):

Citizenship, 54,020; Community and Social Services, 233,617; Culture, Tourism and Recreation, 64,046; Labour, 84,413; Management Board Secretariat, 51,568; Solicitor General and Correctional Services, 85,801; Office Responsible for Women's Issues, 138,073; Accounts under \$50,000—315,265.

Less: Recoveries from Other Ministries (\$171,017):

Office Responsible for Women's Issues, 125,420; Accounts under \$50,000—45,597.

Employee Benefits (\$15,877,320)

Payments for: Canada Pension Plan, 2,008,829; Dental Plan, 1,020,164; Employer Health Tax, 2,030,024; Group Life Insurance, 216,134; Long Term Income Protection, 1,053,846; Ontario Teachers' Pension Fund, 941,956; Public Service Pension Fund, 51,035; Supplementary Health and Hospital Plan, 1,113,697; Unemployment Insurance, 3,125,213; Accounts under \$50,000—1,213.

Other Benefits: Attendance Gratuities, 165,373; Death Benefits, 13,148; Early Retirement Incentive, 1,576,159; Maternity/Parental/Adoption Leave Allowances, 468,317; Severance Pay, 1,391,611.

Workers' Compensation Board, 426,657.

Payments to Other Ministries (\$289,748):

Accounts under \$50,000—289,748.

Less: Recoveries from Other Ministries/Agencies (\$15,804):

Accounts under \$50,000—15,804.

Travelling Expenses (\$3,485,961)

Hon. D. Cooke, 11,248; Hon. S. Owens, 865; C. Pascal, 1,531; L. Anderson, 10,839; R. Arseneault, 26,069; P. Bartu, 15,524; G. Beaupre, 11,064; M. Beaupre, 10,398; R. Blake, 10,540; M. Boudreau, 14,688; B. Burns, 12,298; A. Campbell, 15,036; M. Carrier-Fraser, 12,778; M. Colven, 11,065; M. Couchie, 13,979; A. Cupido, 13,047; G. Diamond, 24,276; D. Ditchfield, 12,771; J. Dojack, 13,234; C. Dube, 10,928; T. Fortin, 11,313; J. Fortin-Lacoste, 19,135; R. Garrett, 19,715; R. Gauthier, 12,317; A. Gouthro, 11,891; G. Hurtubise, 15,234; W. Jack, 10,817; R. Jackson, 12,662; P. Jaworski, 13,863; S. Johnson, 13,232; R. Johnston, 12,163; M. Labbe, 10,923; R. Lavoie, 12,376; G. Lefebvre, 13,607; R. Lewko, 11,512; C. Lindeman, 15,002; K. Lowry, 11,951; B.J. Mackay, 21,510; C. Malcolm, 13,465; W. Maskel, 11,738; R. Mayrand, 19,243; D. McLeod, 10,708; P. Menard, 18,983; C. Monaco, 11,476; J. Morris, 14,441; D. Parsons, 10,568; D. Payne Allan, 10,103; R. Pearce, 11,708; M. Piovesan, 11,218; C. Pleizier, 20,172; L. Pousseault, 16,099; J. Rasmussen, 10,890; R. Riley, 15,154; M. Robineau, 17,972; F. Roussy, 16,293; S. Rowat, 10,425; C. Searle, 12,777; A. Seez, 11,211; G. Simard, 11,974; C. Singzon, 13,941; J. Stone-Seguin, 14,086; R. St-Amour, 10,751; R. Taber, 12,578; J. Tanguay, 16,137; B. Tremblay-Matte, 11,826; G. Trottier, 23,690; R. Trottier, 10,218; E. Tully, 16,891; P. Varpio, 17,031; N. Vnette, 17,707; C. Wales, 12,608; W. Walsh, 20,721; C. Wareham, 11,963; M. Watkins, 11,873; K. Wickett, 11,679;

MINISTRY OF EDUCATION AND TRAINING — Continued

D. Yapps, 13,541; M. Zoccole, 23,005; Accounts under \$10,000—2,427,696.

Other Payments (\$8,051,586,703)

Materials, Supplies, etc. (\$51,643,892):

A-1 Courier Service, 81,984; AP Video International, 63,835; Adcom Presentation Group, 50,057; Al Parkhurst Transportation, 67,476; Allan Crawford Associates Ltd., 82,676; Attridge Transportation Inc., 113,628; Avant Litho Graphics Inc., 194,971;

Bayweb, 400,692; Bell Canada, 214,064; Belleville Utilities Commission, 214,593; Brant County Board of Education, 76,920; Brant Dairy Company Ltd., 67,343; Brantford, City of, P.U.C., 189,579; Burgess Wholesale Ltd., 59,938; Burns International Security Services, 178,470; Business Data Services Ltd., 285,817;

Canada Catering Company Ltd., 282,206; Canada Fleet Services, 78,819; Canada Newswire Ltd., 65,654; Canada Post Corporation, 782,272; Canadian National Institute for the Blind, 290,406; Carleton Board of Education, 79,297; Centennial College of Applied Arts and Technology, 102,798; Centra Gas, 283,957; Centre franco-ontarien de ressources pédagogiques, 412,177; Charterways Transportation Ltd., 110,102; Clearlight Inc., 107,742; Community Child Abuse Council/Hamilton-Wentworth, 60,348; Crosbie Communications, 84,400;

Del/Charters Lithographers Inc., 240,262; Digital Equipment of Canada Ltd., 84,790; Dryden Board of Education, 73,241; Dryden District R.C.S.S. Board, 69,345; Dufferin-Peel R.C.S.S. Board, 245,053; Dun and Bradstreet Software Services, 54,444;

East Parry Sound Board of Education, 87,857; East York Board of Education, 80,060; Les Éditions de la Chenelière, 574,587; Les Éditions du Phare Inc., 58,493; Les Éditions Multi VP Inc., 102,242; Edward Desrosiers and Associates Inc., 84,871; Elgin County Board of Education, 65,341; Elgin County R.C.S.S. Board, 72,641;

Fanshawe College Store, 92,830; Foleyet District School Board, 68,418; Four Star Print Ltd., 253,542;

GB Catering Ltd., 122,963; Geoffrey Roche and Partners, 652,044; George Brown College of Applied Arts and Technology, 70,893; Gerald Caplan Associates Inc., 97,308; Gerard Godbout, 74,450; Gogama R.C.S.S. Board, 237,890; Gowling Strathy and Henderson, 65,890; N. Graham, 50,328; Grand and Toy, 50,131; Granflume Investments Ltd., 232,591; Grey County Board of Education, 74,271; Guérin Éditeur Ltée., 133,482;

Halton Board of Education, 163,396; The Harlow Service, 264,849; Hewlett Packard Canada Ltd., 93,788; Humber College of Applied Arts and Technology, 90,705; Melvina Hussey, 56,343;

IBM Canada Ltd., 2,056,441; Infostream Cables and Systems Ltd., 65,987; Inter-City Papers, 232,371;

Kapuskasing District R.C.S.S. Board, 72,862;

Laidlaw Transit Ltd., 126,868; Lakehead Board of Education, 80,127; Lakehead District R.C.S.S. Board, 73,877; Lancaster Datamark Inc., 77,356; Lanier Canada Inc., 69,504; Levy-Coughlin Partnership Inc., 81,201; Lidec Inc., 108,807; London Board of Education, 547,285; London Floor Service Ltd., 182,066; London Hydro, 141,162; London and Middlesex County R.C.S.S. Board, 184,154; Love Printing Service Ltd., 69,054; Jacques (Coco) Lozier, 86,234;

MFP Technology Services Ltd., 711,018; MH Media Monitoring Ltd., 75,354; Maracle Press Ltd., 56,659; Matthews Ingham and Lake Inc., 401,149; Media Buying Services, 1,896,869; Merit Communications, 51,511; Metropol Security, 112,534; Milner Graphics, 211,482; Milton Hydro-Electric Commission, 350,899; Ministries: Attorney General, 1,209,799; Finance, 157,575; Management Board Secretariat, 5,531,718; Municipal Affairs, 91,005; Transportation, 85,913; Moore Business Forms, 67,410; Moore Data Management Services Division, 128,303; Don Morden, 73,436; Multicolor Printing Ltd., 249,603; Dennis Murphy, 85,372; Ellen Murphy, 72,769; Muskoka Board of Education, 71,729;

National Computer Systems Inc., 52,126; Nipissing District R.C.S.S. Board, 142,801; Norfolk Board of Education, 76,969; North Shore Board of Education, 66,081; North York Board of Education, 235,981; Novell Inc., 194,808;

MINISTRY OF EDUCATION AND TRAINING — Continued

Nutritional Management Services Ltd., 217,080;

Ontario Institute for Studies in Education Bookstore, 121,925; Ontario Audio Library Service, 318,372; Ontario College Application Service, 50,150; Ontario Teachers' Federation, 617,319; Ontario University Application Centre, 68,000; Ottawa-Carleton French Language Catholic School Board, 268,647; Ottawa-Carleton French Language Public School Board, 306,369;

Pal Reading Services Inc., 73,772; Peel Board of Education, 359,697; People's Computers Inc., 368,879; Phoneworks Canada, 80,124; Pitney Bowes, 94,768; Postage By Phone, 236,000; Precitexte, 55,251; Printing Market Ltd., 69,717; Pronto Reproductions, 178,262; Public Relations Post Inc., 52,825; Publication Bisson, 53,414; Purolator Courier Ltd., 170,906;

RAC Corporate Interiors, 53,926; RMRS Systems Ltd., 295,089; Regal Press Canada Ltd., 87,964; Shibley Righton, 186,250; Rod Thompson Graphics, 51,426;

St. Lawrence College of Applied Arts and Technology, 50,250; Savin Canada Inc., 65,950; Scarborough Board of Education, 132,641; Serca Hickeson Food Services Inc., 54,587; Shantz Coach Lines Ltd., 143,100; Silverside Computer Systems Inc., 69,832; Sprint Computer Service of Canada Ltd., 67,754; Stormont Dundas and Glengarry R.C.S.S. Board, 74,121; Pat Strongitharm, 62,928; Sudbury District R.C.S.S. Board, 83,302; Susan Wayne and Associates, 86,500;

TVOntario, 51,024; Thorn Press Ltd., 51,474; Thunder Bay, City of, 230,631; Timmins Board of Education, 150,612; Toronto Board of Education, 342,099; Toshiba of Canada Ltd., 148,238; Tri-Graphic Printing (Ottawa) Ltd., 51,080; Trott Transit Ltd., 87,926;

Union Gas Ltd., 533,411; Unisys Canada, 56,759; University of Ottawa, 4,760,090;

Wally's Meats Ltd., 56,358; Waterloo County R.C.S.S. Board, 70,569; Wellington County Board of Education, 183,243; West Parry Sound Board of Education, 71,335; Wheatfield Inc., 94,476; Gordon Wood, 65,504; Words Plus, 173,641;

Xerox Canada Ltd., 654,606;

York Board of Education, 66,873; York Region Board of Education, 180,566; York Region R.C.S.S. Board, 313,103; York Town Printing, 85,464; York University Libraries, 202,433;

110878 Ontario Inc., 74,175; 3001458 Canada Inc., 55,000; Accounts under \$50,000—18,555,026.

Less: Recoveries from Other Ministries/Agencies (\$7,686,710):

Brant County Board of Education, 114,558; Carleton Board of Education, 365,267; Carleton R.C.S.S. Board, 162,443; Dufferin-Peel R.C.S.S. Board, 378,707; Essex County Board of Education, 106,555; Essex County R.C.S.S. Board, 104,885; Frontenac County Board of Education, 170,277; Frontenac Lennox and Addington County R.C.S.S. Board, 63,422; Grey County Board of Education, 120,608; Halton R.C.S.S. Board, 115,567; Hamilton-Wentworth R.C.S.S. Board, 202,643; Lakehead Board of Education, 133,903; Lakehead District R.C.S.S. Board, 59,372; Lambton County Board of Education, 162,889; Lambton County R.C.S.S. Board, 56,047; Lanark County Board of Education, 57,872; Leeds and Grenville Board of Education, 109,607; London Board of Education, 374,827; Ministries: Municipal Affairs, 63,980; Office Responsible for Women's Issues, 337,953; Muskoka Board of Education, 61,757; Niagara South Board of Education, 81,707; Nipissing Board of Education, 86,636; Nipissing District R.C.S.S. Board, 99,566; Northumberland and Newcastle Board of Education, 182,642; Ottawa R.C.S.S. Board, 99,265; Ottawa-Carleton French Language Board, 198,125; Peterborough County Board of Education, 132,927; Renfrew County Board of Education, 83,962; Renfrew County R.C.S.S. Board, 54,322; Sault Ste. Marie Board of Education, 110,884; Sault Ste. Marie R.C.S.S. Board, 56,251; Simcoe County Board of Education, 334,903; Stormont, Dundas and Glengarry County Board of Education, 79,226; Sudbury Board of Education, 145,623; Sudbury District R.C.S.S. Board, 149,073; Waterloo County Board of Education, 381,439; Waterloo Region R.C.S.S. Board, 114,991; Welland County R.C.S.S. Board, 115,942; Wentworth County Board of Education, 89,057; Windsor Board of Education, 163,936; Windsor R.C.S.S. Board, 142,644; York Region Board of Education, 195,788; York Region R.C.S.S. Board, 232,286;

MINISTRY OF EDUCATION AND TRAINING — Continued

Accounts under \$50,000—1,032,376.

Grants, Subsidies, etc. (\$7,999,942,811):

Aboriginal Education Council (\$711,600):

Accounts under \$120,000—711,600.

Association des universités partiellement ou entièrement de langue française, 30,000.

Grants in Lieu of Municipal Taxation, 52,275.

jobsOntario Summer Employment (\$17,325,000):

Ontario Training and Adjustment Board, 17,325,000.

Miscellaneous Grants, 481,878.

Named Grants (\$3,698,238):

Canadian Education Association, 190,500; Centre franco—ontarien de ressources pédagogiques, 1,115,600; Council of Ministers of Education Canada, 566,638; Ontario Federation of Student Athletic Association, 62,200; Ontario Institute for Studies in Education, 1,571,200; Society for Educational Visits and Exchanges in Canada, 192,100.

Native Education (\$1,254,998):

Accounts under \$120,000—1,254,998.

Official Languages Program (\$3,669,399):

Society for Educational Visits and Exchanges in Canada, 470,759; TVOntario, 3,081,095; Accounts under \$120,000—117,545.

Ontario Educational Leadership Centre, 399,900.

Ontario Training and Adjustment Board, 415,935,700.

Ontario Young Travellers' Program (\$413,965):

Accounts under \$120,000—413,965.

University Research Incentive Fund (\$2,051,698):

McMaster University, 336,382; University of Guelph, 334,762; University of Toronto, 395,738; University of Waterloo, 574,367; University of Western Ontario, 125,880; Accounts under \$120,000—284,569.

Less: Recoveries from Other Ministries (\$2,051,698):

Economic Development and Trade, 2,051,698.

Canada/Ontario Infrastructure Works (\$7,215,130):

Public and Secondary Schools-Boards of Education (\$2,312,743):

Elgin County Board of Education, 190,981; Frontenac County Board of Education, 146,395; Lambton County Board of Education, 194,571; Leeds and Grenville County Board of Education, 169,701; Middlesex County Board of Education, 271,437; Ottawa Board of Education, 823,345; Sault Ste. Marie, 168,943; Accounts under \$120,000—347,370.

Separate Schools-Roman Catholic Separate School Boards (\$1,064,754):

Bruce-Grey County, 148,231; Halton, 335,245; Timmins District, 142,588; Accounts under \$120,000—438,690.

Grants to Colleges of Applied Arts and Technology for Capital Projects (\$1,294,157):

Fanshawe College of Applied Arts and Technology, 385,044; Mohawk College of Applied Arts and Technology, 277,451; Sault College of Applied Arts and Technology, 138,206; Sir Sandford Fleming College of Applied Arts and Technology, 269,762; Accounts under \$120,000—223,694.

MINISTRY OF EDUCATION AND TRAINING — Continued

Grants to Universities and Related Organizations for Capital Projects (\$2,543,476):

Lakehead University, 261,579; McMaster University, 203,002; Ryerson Polytechnic University, 393,296; Trent University, 176,054; University of Guelph, 351,905; University of Toronto, 205,017; University of Waterloo, 125,394; University of Western Ontario, 390,199; University of Windsor, 204,933; York University, 123,260; Accounts under \$120,000—108,837.

Capital Debt Servicing-School Boards (\$21,155,165):

Public and Secondary Schools-Boards of Education (\$6,618,344):

Carleton, 479,672; Dufferin County, 149,691; Durham, 684,931; East Parry Sound, 171,423; Halton, 686,434; Huron County, 202,655; Lincoln County, 163,492; London, 160,737; Northumberland-Clarington, 224,129; Oxford County, 185,442; Peel, 396,168; Prescott and Russell County, 302,932; Waterloo County, 209,900; Windsor, 148,515; York Region, 865,093; Accounts under \$120,000—1,587,130.

Separate Schools-Roman Catholic Separate School Boards (\$14,536,821):

Brant County, 131,596; Carleton, 1,497,567; Cochrane-Iroquois Falls-Black River-Matheson, 183,289; Dryden District, 136,650; Dufferin-Peel, 891,571; Durham Region, 722,253; Elgin County, 896,749; Essex County, 748,362; Frontenac-Lennox and Addington County, 249,779; Halton, 2,139,494; Hamilton-Wentworth, 1,167,378; Huron-Perth County, 319,165; Kent County, 142,727; Lakehead District, 143,826; Metropolitan Separate School, 207,265; Peterborough-Victoria-Northumberland-Newcastle, 414,538; Renfrew County, 387,881; Simcoe County, 856,345; Timmins District, 294,627; Waterloo County, 619,340; Welland County, 208,115; Wellington County, 183,665; Windsor, 491,453; York Region, 740,222; Accounts under \$120,000—762,964.

Capital Debt Servicing-Post Secondary Institutions (\$11,218,766):

Grants to Colleges of Applied Arts and Technology (\$5,726,551):

La Cité Collégiale, 2,145,827; Durham College of Applied Arts and Technology, 995,409; George Brown College of Applied Arts and Technology, 1,184,837; Georgian College of Applied Arts and Technology, 139,016; Lambton College of Applied Arts and Technology, 278,103; Mohawk College of Applied Arts and Technology, 233,911; St. Lawrence College of Applied Arts and Technology, 204,221; Accounts under \$120,000—545,227.

Grants to Universities (\$5,492,215):

Queen's University, 2,438,477; Ryerson Polytechnic University, 163,208; University of Ottawa, 331,665; University of Toronto, 310,045; University of Western Ontario, 775,724; Wilfrid Laurier University, 711,068; York University, 165,815; Accounts under \$120,000—596,213.

Capital Grants (\$6,169,499):

Public and Secondary Schools—Boards of Education (\$4,290,460):

Cochrane-Iroquois Falls-Black River-Matheson, 220,582; Dufferin, 157,940; Haldimand, 819,600; Hamilton, 439,442; Kirkland Lake, 124,450; Lincoln County, 262,018; London, 263,003; Peel, 144,419; Wellington, 285,079; Wentworth, 371,585; Windsor, 342,509; Accounts under \$120,000—859,833.

Separate Schools—Roman Catholic Separate School Boards (\$1,879,039):

Dufferin-Peel, 255,816; Hearst District, 213,055; Metropolitan Toronto, 154,589; Sudbury District, 164,089; Wellington, 523,602; York Region, 564,032; Accounts Under \$120,000—3,856.

Grants to Colleges of Applied Arts and Technology to Compensate for Municipal Taxation (\$9,090,000):

Algonquin College of Applied Arts and Technology, 664,425; Cambrian College of Applied Arts and Technology, 313,050; Canadore College of Applied Arts and Technology, 228,300; Centennial College of Applied Arts and Technology, 557,700; Conestoga College of Applied Arts and Technology, 299,775; Confederation College of Applied Arts and Technology, 222,600; Durham College of Applied Arts and Technology, 280,350; Fanshawe College of Applied Arts and Technology, 539,325; George Brown College of Applied Arts and Technology, 538,875; Georgian College of Applied Arts and Technology, 347,175; Humber College of Applied Arts and Technology, 826,800; Lambton College of Applied Arts and Technology, 199,125; Loyalist College of Applied Arts and Technology, 234,225; Mohawk College of Applied Arts and Technology, 563,025; Niagara College of Applied Arts and Technology, 333,675; St. Clair College of Applied Arts and Technology, 391,125; St.

MINISTRY OF EDUCATION AND TRAINING — Continued

Lawrence College of Applied Arts and Technology, 354,675; Sault College of Applied Arts and Technology, 190,425; Seneca College of Applied Arts and Technology, 781,350; Sheridan College of Applied Arts and Technology, 699,375; Sir Sandford Fleming College of Applied Arts and Technology, 378,675; Accounts under \$120,000—145,950.

Grants to Colleges of Applied Arts and Technology and Other Organizations for Operating Costs (\$807,917,601):

Algonquin College of Applied Arts and Technology, 57,426,597; Cambrian College of Applied Arts and Technology, 33,065,139; Canadian Hearing Society, 134,791; Canadore College of Applied Arts and Technology, 21,841,934; Centennial College of Applied Arts and Technology, 41,537,248; La Cité Collégiale, 24,222,831; Collège Boréal, 6,113,889; Collège des Grands Lacs, 5,089,781; Conestoga College of Applied Arts and Technology, 25,979,629; Confederation College of Applied Arts and Technology, 29,245,579; Durham College of Applied Arts and Technology, 19,885,086; Fanshawe College of Applied Arts and Technology, 46,395,178; George Brown College of Applied Arts and Technology, 58,798,332; Georgian College of Applied Arts and Technology, 30,582,111; Humber College of Applied Arts and Technology, 59,737,286; Lambton College of Applied Arts and Technology, 13,804,574; Loyalist College of Applied Arts and Technology, 17,938,981; Mohawk College of Applied Arts and Technology, 48,932,064; Niagara College of Applied Arts and Technology, 24,889,691; Northern College of Applied Arts and Technology, 16,716,911; St. Clair College of Applied Arts and Technology, 30,148,995; St. Lawrence College of Applied Arts and Technology, 31,577,154; Sault College of Applied Arts and Technology, 20,731,276; Seneca College of Applied Arts and Technology, 65,182,145; Sheridan College of Applied Arts and Technology, 48,250,274; Sir Sandford Fleming College of Applied Arts and Technology, 29,209,486; TVOntario, 416,570; Accounts under \$120,000—64,069.

Education Programs-Other (\$30,411,874):

Public and Secondary Schools-Boards of Education (\$22,659,948):

Brant County, 137,951; Carleton, 248,124; Centre franco-ontarien de ressources Pédagogiques, 428,406; Confederation College, 457,961; Discis Knowledge Research Inc., 139,650; Durham, 276,808; Frontenac County, 145,877; Grey County 130,786; Hamilton, 518,267; Hastings County, 223,656; Lake Superior, 188,099; Lakehead 135,561; Lambton County, 126,989; Leeds and Grenville, 141,820; London, 352,018; McGraw-Hill Ryerson Ltd., 300,440; McMaster University, 524,427; Metro Toronto School Board, 1,606,000; Muskoka 140,740; Niagara South, 309,915; Norfolk 134,945; North Shore, 130,546; Novell Inc., 495,000; Northumberland-Clarington, 285,124; Ontario Public School Boards Association, 2,405,000; Ontario Teachers' Federation, 1,800,499; Ottawa Carleton French Language Public, 893,046; PhiloSoft Inc., 140,000; Red Lake, 165,366; Simcoe County, 299,314; Society for Educational Visits and Exchange in Canada, 170,000; Software Plus, 220,000; Stormont, Dundas and Glengarry, 205,758; Sudbury, 448,696; Toronto, 176,141; TVOntario, 216,000; Unisys Canada, 250,000; Waterloo County, 272,052; Waterloo Maple Software, 148,500; Wellington County, 396,310; Wentworth County, 168,777; West Parry Sound, 126,921; Windsor, 159,594; Workers' Compensation Board, 510,499; York Region, 130,382; Accounts under \$120,000—5,777,983.

Payments to Other Ministries (\$2,400,000):

Community and Social Services, 400,000; Management Board Secretariat, 2,000,000.

Less: Recoveries from Other Ministries/Agencies (\$2,535,971):

Citizenship, 451,462; Management Board Secretariat, 665,409; Office Responsible for Women's Issues, 1,419,100.

Separate Schools-Roman Catholic Separate School Boards (\$7,887,897):

Carleton, 135,399; Dufferin-Peel, 304,477; Durham Region, 155,990; Essex County, 698,856; Geraldton District, 223,162; Halton, 273,882; Hamilton-Wentworth, 417,247; Hearst District, 133,031; Kapuskasing District, 190,767; Lakehead District, 208,861; Lambton County, 134,337; Lanark, Leeds and Grenville, 132,825; Metropolitan Toronto, 139,334; Nipissing District, 183,734; North of Superior District, 133,214; North Shore District, 439,820; Ottawa-Carleton French Language Catholic, 1,140,557; Sault Ste. Marie District, 212,946; Sudbury District, 805,117; Timmins District, 412,684; Waterloo County, 173,537; Welland County, 128,453; Windsor, 197,401; York Region, 254,337; Accounts under \$120,000—657,929.

MINISTRY OF EDUCATION AND TRAINING — Continued

General Legislative Grants (\$4,461,756,921):

Public and Secondary Schools (\$2,398,086,834):

Boards of Education (\$2,382,837,429):

Atikokan, 3,586,201; Brant County, 47,502,750; Bruce County, 32,248,035; Carleton, 110,009,020; Central Algoma, 10,187,151; Chapleau, 2,644,058; Cochrane-Iroquois Falls Black River Matheson, 8,708,782; Dryden, 14,302,160; Dufferin County, 22,209,149; Durham, 127,045,184; East Parry Sound, 14,949,236; Elgin County, 40,237,755; Espanola, 7,033,096; Essex County, 42,402,306; Essex County Children's Rehabilitation Centre, 559,360; Fort Frances-Rainy River, 12,582,221; Frontenac County, 50,690,905; Geraldton, 4,657,200; Grey County, 40,436,911; Haldimand, 18,006,693; Haliburton County, 2,652,567; Halton, 52,110,525; Hamilton, 77,494,509; Hastings County, 54,773,993; Hearst, 1,125,716; Hornepayne, 1,815,566; Huron County, 29,725,730; Kapuskasing, 3,029,613; Kenora, 9,528,302; Kent County, 38,964,864; Kirkland Lake, 7,505,403; Lake Superior, 9,998,336; Lakehead, 44,647,885; Lambton County, 39,811,964; Lanark County, 29,201,895; Leeds and Grenville, 37,227,800; Lennox and Addington County, 22,987,598; Lincoln County, 61,700,767; London, 105,999,243; Manitoulin, 4,964,965; Michipicoten, 3,734,106; Middlesex County, 31,683,648; Muskoka, 6,626,705; Niagara Peninsula Crippled Children, 1,316,634; Niagara South, 67,265,683; Nipigon-Red Rock, 3,248,567; Nipissing, 35,680,583; Norfolk, 29,132,477; North Shore, 16,790,176; Northumberland-Clarington, 65,402,716; Ontario Crippled Children's Centre, 1,442,636; Ottawa-Carleton French Language Public, 20,827,494; Ottawa Children's Treatment Centre, 720,280; Oxford County, 37,486,055; Peel, 67,860,750; Perth County, 29,667,155; Peterborough County, 40,095,038; Prescott and Russell County, 19,105,606; Prince Edward County, 11,492,784; Red Lake, 5,560,420; Renfrew County, 40,180,292; Sault Ste. Marie, 35,123,229; Simcoe County, 104,983,529; Simcoe Hall Children's School, 269,114; Stormont, Dundas and Glengarry County, 36,678,866; Sudbury, 60,402,680; Timiskaming, 12,764,412; Timmins, 16,447,395; Victoria County, 30,381,451; Waterloo County, 122,114,544; Waterloo North Children's, 709,954; Wellington County, 54,190,743; Wentworth County, 40,398,712; West Parry Sound, 4,854,793; Windsor, 41,487,659; York Region, 41,445,129.

District School Area (D.S.A.) Boards (\$11,567,493):

Airy and Sabine, 150,222; Asquith-Garvey, 483,510; Caramat, 570,681; Collins, 232,950; Connell and Ponsford, 974,439; Foleyet, 512,291; Gogama, 328,268; Missarenda, 313,296; Moose Factory Island, 1,343,814; Moosonee, 2,325,533; Murchison and Lyell, 274,039; Nakina, 822,216; Northern, 1,885,793; Slate Falls, 512,447; Summer Beaver, 311,921; Upsala, 526,073.

James Bay Lowlands Secondary School, 2,828,620.

Penetanguishene Protestant Separate School Board, 853,292.

Separate Schools-Roman Catholic Separate School Boards (\$2,063,670,087):

Atikokan, 1,658,671; Brant County, 19,996,784; Bruce-Grey County, 19,406,648; Cardiff-Bicroft, 151,711; Carleton, 83,650,749; Chapleau District, 2,023,388; Cochrane-Iroquois Falls District, 10,787,523; Dryden District, 3,186,526; Dubreuilville, 1,112,237; Dufferin-Peel, 215,323,282; Durham Region, 82,459,527; Elgin County, 9,054,815; Essex County, 58,148,319; Foleyet, 521,854; Fort Frances-Rainy River, 3,115,991; Frontenac-Lennox and Addington County, 30,794,032; Geraldton District, 2,327,045; Gogama, 777,552; Haldimand-Norfolk, 15,941,293; Halton, 57,927,394; Hamilton-Wentworth, 87,555,968; Hastings-Prince Edward County, 20,926,906; Hearst District, 8,487,810; Hornepayne, 1,111,455; Huron-Perth County, 18,431,353; Ignace, 331,037; Kapuskasing District, 14,736,027; Kenora District, 5,076,529; Kent County, 30,478,689; Kirkland Lake and Timiskaming District, 19,427,105; Lakehead District, 35,849,576; Lambton County, 31,823,372; Lanark, Leeds and Grenville, 24,317,647; Lincoln County, 37,595,031; London and Middlesex County, 58,597,564; Metro Toronto Separate, 192,253,309; Michipicoten District, 1,987,048; Moosonee, 2,000,591; Nipissing District, 41,074,642; North of Superior District, 4,637,636; North Shore District, 9,573,452; Ottawa, 25,470,823; Ottawa-Carleton French Language Catholic, 56,001,985; Oxford County, 12,254,866; Parry Sound, 694,755; Peterborough-Victoria-Northumberland-Newcastle, 47,308,768; Prescott and Russell County, 7,154,018; Prescott and Russell Roman Catholic French Language, 44,325,410; Red Lake Combined, 1,109,691; Renfrew County, 29,045,510; Sault Ste. Marie District, 28,877,128; Simcoe County, 60,555,940; Stormont, Dundas and Glengarry, 52,938,012; Sudbury District, 89,791,838; Timmins District, 24,819,281; Waterloo County, 79,264,584; Welland County, 52,084,918; Wellington County,

MINISTRY OF EDUCATION AND TRAINING — Continued

23,459,548; Windsor, 56,031,388; York Region, 107,843,536.

jobsOntario Training Program (\$188,433,332):

A G Simpson Co Ltd., 126,654; Abatisowin Training Management Group, 525,385; Abex Industries Ltd., 1,461,163; Acco Canada Inc., 738,614; Akwesasne Area Management Board, 586,893; Akwesasne Economic Development Agency, 790,482; Algonquin College of Applied Arts and Technology, 160,002; Alumi-Bunk Corporation, 228,000; Amcan Castings Ltd., 27,582,843; American Sensors Electric Inc., 156,327; Apotex, 152,000; Appanea Learning Centre Inc., 142,198; Association of Iroquois and Allied Indians, 1,261,340; Bombadier Inc. Transportation Equipment Group, 1,335,297; Brant, Corporation of the County of, 893,216; Business Advisory Centre of Hamilton-Wentworth, 616,349; C and D Services Electrical and Mechanical, 201,912; Cambrian College of Applied Arts and Technology, 489,483; Canadore College of Applied Arts and Technology, 203,669; Can-Staff Personnel, 729,140; Cardinal and District Resource Centre, 486,860; Centennial College of Applied Arts and Technology, 2,522,896; Chiefs of Ontario, 382,320; Chatham, City of, 1,067,888; Chrysler Canada Ltd., 346,673; Community Opportunities Development Association, 252,073; Community Enterprise Centre (Ottawa-Carleton), 3,066,545; Comtés unis de Prescott et Russell, 2,411,034; Conestoga College of Applied Arts and Technology, 155,024; Confederation College of Applied Arts and Technology, 313,745; Cosma International Inc., 195,843; Couchiching First Nation, 188,876; Custom Trim Ltd., 365,523; District of Parry Sound Welfare Administration, 585,248; Dominion Castings Ltd., 1,363,080; Dufferin, Corporation of the County of, 616,308; Durham, Regional Municipality of, 470,403; Edprin Job Training of Prince Edward County, 136,454; Employee Resource Centre-Georgian Bay Inc., 359,945; Employment and Education Resource Service of Cornwall and District, 828,177; Exeter Machine Products Ltd., 1,948,468; Family Services Perth-Huron, 309,396; Fanshawe College of Applied Arts and Technology, 467,930; Fearnans Fresh Meats Inc., 692,624; Fenwick Automotive Products Ltd., 873,030; Finica Fashions, 275,918; First People's Training Corporation, 1,504,260; Fleetwood Metal Industries, 162,999; Ford Electronics Manufacturing Corp., 225,957; Frontenac, County of, 1,937,662; G P Flakeboard Ltd., 223,523; General Motors of Canada, 7,902,427; George Brown College Foundation, 330,237; Gezhtoojig-Sudbury Area Management Board, 939,473; Global Upholstery Company Ltd., 150,854; Gracious Living Industries Inc., 6,311,571; Grand Council Treaty #3, 127,500; Grand River Employment and Training Inc., 184,955; Graystar Industries Ltd., 279,386; Greater Toronto Aboriginal Management Board, 215,048; Haldimand-Norfolk, Regional Municipality of, 551,891; Halton, Regional Municipality of, 391,056; Hamilton-Wentworth, Regional Municipality of, 149,242; Harbour Front Recycling Inc., 492,216; Hastings, County of, 2,001,361; Hematite Manufacturing, 251,969; Huron, County of, 403,891; Huronia Area Aboriginal Assistance Corporation, 297,835; Iko Industries Ltd., 149,157; International Brotherhood of Electrical Workers Local Union 105 Canada, 11,991,556; KS Centoco Ltd., 122,909; Kenora, Town of, 164,853; Kirby Tool and Mold Inc., 1,586,251; Kitchi-Gaming Training and Employment Initiatives, 2,920,342; Kuntz Electroplating Inc., 306,288; Lambton, Corporation of the County of, 839,111; Lear Seating Canada Ltd., 658,692; Lennox and Addington, County of, 238,412; Lever Industrial, 3,418,340; Linamar Corporation, 262,299; Linamar Machine Ltd., 367,252; The London Community Small Business Centre, 261,074; London Machinery Incorporated, 2,441,337; London Unemployment Help Centre, 206,884; Long Lake Forest Products Inc., 126,937; MGI Packers Incorporated, 1,367,929; Mackie Automotive Systems, 637,448; Mama-Wes-Wen North Shore Tribal Council Secretariat, 1,675,994; Mamo-Wichi-Hetiwin Area Management Board, 144,591; Manac Inc., 567,095; Manasseh International Co Ltd., 4,976,930; Marimac Inc., 1,142,372; Masland Carpets of Canada Ltd., 4,448,952; Metro Toronto, Municipality of, 1,627,676; Mnidoo Mnising Manitoulin Area Management Board, 3,882,122; Mohawks of the Bay of Quinte and Kagita Mikam Area Management Board, 197,595; Move/Marchelino Restaurants Ltd., 207,608; Muskoka-East Parry Sound Business Development Centre, 997,720; NHB Industries Ltd., 199,115; Naadmaadwuik Area Management Board, 2,437,349; Nabisco Brands Ltd., 500,737; National Steel Car Ltd., 145,794; Navistar International Corporation Canada, 2,051,237; Niagara College of Applied Arts and Technology, 235,510; Nishnawbe-Aski Nation, 431,170; Northern College of Applied Arts and Technology, 370,146; Northumberland, Corporation of the County of, 705,676; Ontario Prevention Clearinghouse, 679,699; Ontario Worker Co-Op Federation, 1,124,806; Ottawa-Carleton, Regional Municipality of, 1,560,980; Owen Sound Family Y.M.C.A., 288,492; Peel Board of Education, 1,251,832; Penmans, 510,955; Pepsi-Cola Canada Ltd., 7,136,954; Peterborough EPYC Centre Jotf, 779,492; Red Lake Board of Education, 136,358; Regional Die Casting Ltd., 284,138; Ridgewood Industries, 276,685; St. Clair College of Applied Arts and Technology, 205,350; St. Lawrence College of Applied Arts and Technology, 309,120; Sault Community Information and Community Centre, 2,370,062; Self-Employment Development Initiative, 172,650; Sew Biz Fashion Inc., 132,980; Shooniyaa Biidoong Training and Employment Centre, 387,000; Simcoe County Board of Education,

MINISTRY OF EDUCATION AND TRAINING — Continued

891,465; Sioux Lookout Area Aboriginal Employment and Training Initiatives Organization, 256,538; Sir Sandford Fleming College of Applied Arts and Technology, 445,944; Skanehionkwaioteh Incorporated, 427,687; Southwest Centre for Community Living, 985,443; Sport Maska Inc., 830,430; Standard Prods (Canada) Ltd., 144,083; Stemark Fashion Corporation, 2,038,438; Sudbury Vocational Resource Centre, 453,959; Tamming Foods Ltd., 1,061,479; Tembec Forest Products Inc., 158,361; Trim Trends of Canada Ltd., 859,820; Unemployment Help Centre of Windsor, 202,593; Union of Ontario Indians, 2,528,907; Value Village Stores Ltd., 1,370,098; Vyttec Corporation, 9,325,024; Warnaco of Canada Ltd., 242,553; Waterloo, Regional Municipality of, 1,234,867; Wescast Industries Inc., 498,745; Weston Bakeries Ltd., 398,554; Winners Apparel Ltd., 390,882; William Kaufman Inc., 212,400; Women and Rural Economic Development, 392,473; Woodbridge Foam Corporation, 318,346; York, Regional Municipality of, 1,755,436; Youth Employment Assistance Headquarters, 180,959; #1 Apparel Canada Inc., 1,768,274; Accounts under \$120,000—2,341,000.

Student Support (\$140,782,970):

Student Support Program, 139,711,970; Ontario/Quebec Exchange Fellowship, 90,000; Second Language Programs, 981,000.

Training Incentives (\$875,000):

Hamilton and District Labour Council, 875,000.

Grants to Universities and Related Organizations to Compensate for Municipal Taxation (\$17,314,275):

Brock University, 493,800; Carleton University, 1,255,575; Lakehead University, 436,650; Laurentian University, 404,175; McMaster University, 1,038,600; Queen's University, 1,010,100; Ryerson Polytechnic University, 739,275; Trent University, 297,825; University of Guelph, 955,125; University of Ottawa, 1,264,275; University of Toronto, 2,786,850; University of Waterloo, 1,350,075; University of Western Ontario, 1,680,900; University of Windsor, 828,900; Wilfrid Laurier University, 425,850; York University, 2,022,450; Accounts under \$120,000—323,850.

Grants for Universities and Related Organizations Operating Costs (\$1,853,629,325):

Algoma University College, 3,807,571; Brock University, 41,355,608; Canadian Institute for Advanced Research, 1,250,000; Carleton University, 91,565,919; Collège Universitaire de Hearst, 1,961,019; Dominican College, 189,621; Lakehead University, 33,781,997; Laurentian University, 45,949,898; McMaster University, 117,822,701; Nipissing University, 9,310,796; Ontario College of Art, 10,274,980; Ontario Institute for Studies in Education, 25,543,794; Ontario Municipal Employees Retirement Board, 4,735,236; Quebec Government, 712,542; Queen's University, 126,973,058; Ryerson Polytechnic University, 73,329,080; TVOntario, 1,107,454; Trent University, 24,343,103; University of Guelph, 105,616,682; University of Ottawa, 160,563,991; University of Toronto, 378,584,209; University of Waterloo, 132,236,175; University of Western Ontario, 169,472,466; University of Windsor, 68,355,501; Wilfrid Laurier University, 37,951,680; York University, 186,489,721; Accounts under \$120,000—344,523.

Total Other Payments 8,051,586,703

MINISTRY OF EDUCATION AND TRAINING — Concluded

Statutory (\$565,966,451)

Ministers' Salary (\$45,092)

Hon. D. Cooke	April 1, 1994 to March 31, 1995	30,003
Hon. S. Owens	October 21, 1994 to March 31, 1995	6,731
Hon. M. Farnan	April 1, 1994 to October 20, 1994	8,358

Parliamentary Assistants' Salary (\$18,538)

G. Malkowski	April 1, 1994 to March 31, 1995	9,269
T. Martin	April 1, 1994 to March 31, 1995	9,269

Teachers' Pension Fund (\$565,902,821)

Government Contributions, the <i>Teachers' Pension Act</i>	566,968,097
Less: Recoveries from Other Ministries	1,065,276

Summary of Expenditure

Voted		
Salaries and Wages	104,525,732	
Employee Benefits	15,877,320	
Travelling Expenses	3,485,961	
Other Payments	8,051,586,703	
		8,175,475,716
Statutory		565,966,451
Total Expenditure, Ministry of Education and Training		\$8,741,442,167

MINISTRY OF ENVIRONMENT AND ENERGY

Hon. C.J. (Bud) Wildman, Minister

DETAILS OF EXPENDITURE

Voted

Salaries and Wages (\$121,922,956)

Temporary Help Services (\$149,520):
Accounts under \$50,000—149,520.

Payments to Other Ministries/Agencies (\$619,427):
Management Board Secretariat, 536,606; Accounts under \$50,000—82,821.

Employee Benefits (\$18,680,514)

Payments for: Canada Pension Plan, 1,964,801; Dental Plan, 1,193,803; Employer Health Tax, 2,374,334; Group Life Insurance, 247,214; Long Term Income Protection, 1,355,380; Public Service Pension Fund, 73,737; Supplementary Health and Hospital Plan, 1,262,417; Unemployment Insurance, 3,748,641; Unfunded Liability—Public Service Pension Fund, 3,370,707.

Other Benefits: Attendance Gratuities, 212,331; Early Retirement Incentive, 695,867; Maternity/Parental/Adoption Leave Allowances, 737,165; Severance Pay, 1,556,246; Death Benefits, 16,597.

Workers' Compensation Board, 185,265.

Less: Recoveries From Other Ministries/Agencies (\$313,991):
Accounts under \$50,000—313,991.

Travelling Expenses (\$2,929,922)

Hon. C.J. (Bud) Wildman, 9,837; W. Lessard, 1,368; B. Huget, 458; R. Dicerri, 23,181; J.G. Bagshaw, 10,251; N.S. Baranyk, 11,252; S.D. Berger, 11,839; T.E. Brown, 10,231; A.G. Carpenter, 17,439; P. Cinanni, 10,749; W.A. Creighton, 10,393; B. Defoe, 16,169; D.V. Doyle, 12,647; M. Fesnak, 21,027; G. Garry, 18,434; J.R. Harmar, 12,108; J.G. Herlihy, 16,792; R.C. Hore, 10,519; T.L. Horswill, 11,847; B.D. Howieson, 15,661; J.F. Janse, 11,946; D. Leone, 10,218; S.M. Lepage, 12,826; D.N. Maclean, 10,549; C. McDonald, 18,551; L. Menominee-Rice, 11,023; G.B. Mongrain, 20,742; N. Muller, 16,306; R. Nadarajah, 12,399; D.A. O'Conner, 10,472; I.M. O'Conner, 11,254; K. Ogilvie, 11,566; W.M. Page, 15,017; D. Quong, 14,835; G.W. Scott, 14,602; E.C. Siczkar, 13,587; I.R. Smith, 10,547; A.L. Startchak, 12,056; J. Taylor, 10,133; J.C. Turchin, 14,786; A.L. Wells, 13,000; H.M. Wong, 10,047; J.A. Wright, 24,324; Accounts under \$10,000—2,366,934.

Other Payments (\$199,021,438)

Materials, Supplies, etc. (\$79,718,294):

A.J. Robinson and Associates Inc., 57,431; Alexander and Alexander/Reed, 62,826; Allseating Corporation, 129,562; Amko Systems Inc., 54,904; Anachemia Canada Inc., 58,492; Anachemia Chemicals Canada Inc., 56,199; Appsol Consulting Inc., 105,249;

Babbco Office Services Ltd., 57,978; Bass Graphics, 57,870; Baxter Corp., 72,310; Beak Consultants Ltd., 106,749; Bell Canada, 725,096; Bird and Hale Ltd., 140,257; Brian Controls, 101,937; Brimley Litho Ltd., 88,412; Bruce, County of, 52,805; Burlington Environmental Technical Office, 60,000;

C D Nova-Tech Inc., 237,893; CW Environmental Consulting Inc., 82,208; Caledon Laboratories Ltd., 73,625; Canadian Broadcasting Corporation, 75,000; Canadian Council of Ministers of the Environment, 638,513; Canebsco

MINISTRY OF ENVIRONMENT AND ENERGY — Continued

Subscription Services Ltd., 182,669; Cassels, Brock and Blackwell Barrister, 85,091; Chromatographic Specialties Inc., 85,530; City of Catharines, 76,522; Cobourg Public Utilities Commission, 141,827; Colautti Construction Ltd., 404,725; Compugen Systems Ltd., 1,228,885; Confederation College of Applied Arts and Technology, 81,993; Continental Press, 74,128; Cook Energy Inc., 55,178;

D.E. Schmidtmeier, 59,000; Dale Intermediaries Ltd., 259,237; Datafile, 203,029; Delsan Demolition Ltd., 517,278; Detox Environmental Inc., 143,460; Digital Equipment of Canada Ltd., 75,565; Domus Software, 135,549; Donnelly Communications and Community, 55,304; Dyad Systems Inc., 439,075;

Ecological Services for Planning, 51,118; Egghead Software, 55,474; Ellis Teichman Communications Ltd., 307,037; Emilie Misic, 51,345; Ensco Environmental Services, 164,048; Enviromega Ltd., 59,741; The Exhibit Store, 111,100;

F.H. Schaedlich Consulting Ltd., 84,016; Farr and Associates Reporting Inc., 121,457; Faxon/SMS Canada, 95,722; Fisher Scientific Limited, 136,013; Fisons Instruments Inc., 190,267; Ford Motor Corporation of Canada Ltd., 244,841; Fort Erie, Regional Municipality of, 175,465;

Ge Capital Fleet Services, 258,433; Ge Capital Technology, 495,203; General Motors of Canada Ltd., 101,249; Golder Associates Ltd., 97,872; Goodfellow Consultants Inc., 69,108; Grand and Toy Ltd., 117,923; Grey, County of, 75,176;

Hawkesbury Ouest, Corporation du Canton de, 81,896; Hewlett-Packard Canada Ltd., 237,099; Hnu Systems Canada Ltd., 97,234; Huron, Corporation of the County of, 100,560;

Infonet Computer Sciences Canada, 167,774; Infostream Cables and Systems Ltd., 255,799; Intelligent Microsystems, 76,461; Inter-City Papers Ltd., 167,872; Interim Waste Authority Ltd., 18,029,141;

J.L. Richards and Associates Ltd., 79,252; Johnston Smith Fromkin McCulloch, 103,703;

Kilborn Inc., 70,580; Knoll North American Corporation, 782,055; Kodak Canada Inc., 99,815;

Lake Simcoe Region Conservation Authority, 180,000; Lakehead University, 99,303; Leeds and Grenville, 198,102; Lindquist Avey Macdonald Baskerville, 90,894; Lower Trent Region, 67,700;

MFP Technology Services Ltd., 1,330,086; Maunder Britnell Inc., 77,166; McCann Computer Systems Ltd., 99,618; McCaustlin Installations Inc., 260,662; Media Buying Services Ltd., 517,239; Mediascan Canada Inc., 107,654; Medigas Ltd., 150,061; The Mep Company, 71,249; Metcon, 58,304; Metropolitan Toronto and Region Conservation Authority, 305,782; Metro Toronto Convention Centre, 50,464; Metropol Security, 225,000; Micro Mart Computers Ltd., 137,110; Ministries: Agriculture, Food and Rural Affairs, 53,161; Attorney General, 4,108,061; Management Board Secretariat, 4,705,133; Natural Resources, 158,442; Northern Development and Mines, 146,054; Transportation, 1,932,040; Mobility Canada, 259,943; Moira River Conservation Authority, 116,500; Muskoka, District Municipality of, 2,694,863;

Neodyne Consulting Ltd., 52,450; Norstan Canada Inc., 64,534; Nottawasaga Valley Conservation Authority, 66,825;

OE Inc., 164,382; Oliver, Mangione, McCalla, and Assoc. Ltd., 194,000; Ontario Clean Water Agency, 973,739; Ontario Hydro, 130,693; Ontario Printing and Imaging Associates, 50,000; Ontario Waste Management Corporation, 192,751; Oracle Corporation Canada, 74,567; Ortech International, 175,767;

PC Etcetera, 56,775; Pac Inc., 80,000; Pembroke, City of, 68,828; Perkin-Elmer (Canada) Limited, 86,856; Peterborough, County of, 188,315; Phyto-Tec Group, 68,034; Pitney Bowes, 92,187; Plummer Additional, Township of, 152,664; Postage By Phone, 200,000; Price Waterhouse, 72,343; Proctor and Redfern Group, 365,706; Purolator Courier Ltd., 202,866;

R. Tobias Baumhard Barristers and Solicitors, 64,800; RDP Fulfillment Corporation, 313,482; RKM Engineering Service Ltd., 68,864; Raven Beck Environmental Ltd., 71,839; Receiver General for Canada, 901,682; Regional Municipality of York Finance Department, 79,974; Resource Futures International (Rif), 55,797; Rolph, Buchanan, Wylie and

MINISTRY OF ENVIRONMENT AND ENERGY — Continued

McKay, Townships of, 84,513; Romney, Corporation of the Township of, 158,584; Rondar Inc., 63,905;

SHL Computer Innovations, 126,553; Sandwell Inc., 100,000; Savin Canada Inc., 119,516; Sciex Inc., 93,981; Senes Consultants Limited, 61,394; Sidus Systems Inc., 88,245; Judy Simon, 69,866; Smith, Lyons, Torrance, Stevenson and Mayer, 82,495; Soft Comp, 244,953; Soft Probe Computing Services, 76,757; Softchoice, 55,050; Sound Security Systems Inc., 78,564; Souvenir Canada Inc., 51,128; The State Group, 689,332; Stevens Burgess Architects, Ltd., 297,510; Stone and Webster Canada Ltd., 76,138; Stormont, Dundas and Glengarry, United Counties of, 84,076; Sudbury, Regional Municipality of, 152,046; Systems Plus, 196,062;

TV Ontario, 50,289; Tekran Inc., 111,366; Tenet Computer Group Inc., 311,349; Simcoe, County of, 184,255; Thomas Environmental Management Inc., 714,147; Thorn Press Ltd., 147,879; Toshiba of Canada Limited, 101,806; Trenton Centre, Corporation of the City of, 89,333; Triathlon Vehicle Leasing, 617,921; The Twigg-Horizon Group, 94,425;

Uniroyal Chemical Ltd., 368,190; Unisearch Associates Inc., 105,576; Unisource Canada Inc., 77,305; Universities: Trent, 81,400; Toronto, 53,152; York, 60,000; Upper Thames River Conservation Authority, 96,049;

VWR Scientific Inc., 60,530; Varian Canada Inc., 100,096; Victor Pierobon Consultants Ltd., 105,841; Victoria, County of, 77,067; Vipra Labs. Inc., 94,727;

Wackenhut of Canada Ltd., 102,955; Wardrop Engineering Inc., 157,231; Webcom Limited, 140,781; Wellington, Corporation of the County of, 61,757; West Lincoln, Township of, 65,121; Wye Marsh Wildlife Centre, 136,275;

Xerox Canada Inc., 519,994;

Accounts under \$50,000—17,438,290.

Grants, Subsidies, etc. (\$119,303,144):

Capital Transfer Payments—Beaches Restoration (\$11,116,528):

Conservation Authorities (\$5,614,709):

Ausable-Bayfield, 630,000; Grand River, 225,000; Grey-Sauble, 315,000; Halton Region, 929,709; Kettle Creek, 340,000; Maitland Valley, 945,000; Nottawasaga Valley, 135,000; Prince Edward Region, 410,000; Rideau Valley, 225,000; Saugeen Valley, 540,000; South Nation River, 375,000; Upper Thames River, 545,000.

Metropolitan and Regional Municipalities (\$686,222):

Hamilton-Wentworth, 686,222.

Cities (\$879,273):

Chatham, 193,428; St. Catharines, 562,043; Windsor, City of, 123,802.

Towns (\$1,056,566):

Kemptville, 1,056,566.

Accounts under \$120,000—2,879,758.

Capital Conservation Initiative Grants (\$1,875,192):

Hamilton-Wentworth Green Venture, 121,800.

Accounts under \$120,000—1,753,392.

Capital Grant for Economic Development Fund, Mohawk Lake Project:

City (\$635,000):

Brantford, 635,000.

Less: Recoveries from Other Ministry (\$635,000):

Economic Development and Trade, 635,000.

MINISTRY OF ENVIRONMENT AND ENERGY — Continued

Capital Green Initiative Grants (\$5,613,294):

Corporations (\$3,918,171):

Collingwood Harbour Public Advisory Committee Inc., 133,450; Colorama Dyeing and Finishing Canada Inc., 140,000; Environmental Action Barrie, 538,614; Environmental Management Resource Company, 280,000; Green Community Board of Belleville, 180,000; Guelph 2000-Our Future is Green, 155,190; Hamilton-Wentworth Green Venture, 325,000; Hendrickson Canada Ltd., 150,000; Oshawa Green Cap, 413,850; Pinecrest-Queensway Community Economic Development Group, 332,500; Samia-Lambton Centre for the Performing Arts, 257,250; Sault Community Opportunities Inc., 120,300; Skyjack Inc., 140,000; Thunder Bay 2002 Clean and Green, 404,017; Urban Environment Centre, 348,000.

Cities (\$256,464):

Cornwall, 256,464.

Towns (\$160,570):

Markham, 160,570.

Accounts under \$120,000—1,278,089.

Capital Industrial Efficiency Grants (\$3,965,095):

Corporations (\$1,730,731):

Albright and Wilson Americas, 127,500; Algoma Steel Corporation Ltd., 267,500; The Cambridge Towel Corporation, 142,000; De Havilland Inc., 206,160; Fairlee Fruit Juices Limited, 121,785; Ford Motor Company-Essex Aluminum Plant, 130,000; Indalloy Division of Indal Ltd., 150,000; Phantom Industries Inc., 200,000; Williams Operating Corporation, 150,000; Zalev Brothers Ltd., 235,786.

Accounts under \$120,000—2,234,364.

Capital Transfer Payments—Niagara Escarpment (\$5,000,000):

The Ontario Heritage Foundation, 5,000,000.

Capital Utility Management Grants (\$4,654,714):

Corporations (\$307,040):

McMichael Canadian Art Collection, 140,240; St. Joseph's Villa, 166,800.

Cities (\$269,500):

North York, 269,500.

Boards of Education (\$1,138,060):

Essex County, 475,478; Etobicoke, 259,262; Waterloo County, 403,320.

Hospitals (\$1,115,297):

Brantford General, 301,694; Mississauga, 135,544; Peterborough Civic, 128,059; Toronto Hospital (General/Western-Division), 550,000.

Universities (\$255,000):

Carleton, 255,000.

Accounts under \$120,000—1,569,817.

Capital Grants for Waste Treatment/Disposal and 3R's—Reduction, Reuse and Recycling (\$24,064,619):

Corporations (\$3,331,200):

Bluewater Recycling Association, 164,156; Broer Services Ltd., 192,657; Continuous Colour Coat Ltd., 132,603; Essex-Windsor Solid Waste Authority, 163,210; Harbourfront Recycling Inc., 775,405; Harkow Aggregates and Recycling Ltd., 127,440; Kingston Area Recycling Corporation, 520,129; Muskoka Recycling Association, 214,300; National Rubber Company Inc., 1,041,300.

MINISTRY OF ENVIRONMENT AND ENERGY — Continued

Metropolitan and Regional Municipalities (\$2,369,322):

Durham, 139,130; Haldimand-Norfolk, 1,045,752; Hamilton-Wentworth, 166,497; Peel, 311,225; Toronto, 470,442; Waterloo, 236,276;

Cities (\$5,494,527):

Barrie, 204,095; Brantford, 419,170; Brockville, 292,276; Guelph, 3,297,744; London, 217,533; Peterborough, 331,798; Port Colborne, 607,224; Thunder Bay, 124,687.

Counties (\$2,005,013):

Grey, 359,234; Lambton, 317,841; Northumberland, 406,996; Simcoe, 920,942.

Towns (\$1,255,280):

Bracebridge, 175,000; Fort Frances, 158,653; Hearst, 197,879; Lindsay, 247,979; Markham, 475,769.

Townships (\$1,616,840):

Augusta, 191,499; Faraday, 800,341; Tiny, 625,000.

Boards of Education (\$886,933):

Simcoe County, 725,612; Durham Region Roman Catholic Separate School Board, 161,321.

Universities (\$148,224):

Ottawa, 148,224.

Accounts under 120,000—6,957,280.

Grants for Agreements under Part VIII, the *Environmental Protection Act* (\$7,290,162):

Algoma, 131,970; Brant County, 240,284; Bruce-Grey Owen Sound, 519,094; Durham, Regional Municipality of, 206,954; Eastern Ontario, 285,770; Haldimand-Norfolk, 200,230; Haliburton, Kawartha, Pine Ridge, 527,847; Hamilton-Wentworth, 126,730; Hastings and Prince Edward Counties, 151,748; Huron County, 159,164; Kingston, Frontenac and Lennox and Addington, 187,214; Leeds, Grenville and Lanark, 246,449; Northwestern, 180,179; Peterborough County-City, 228,061; Porcupine, 221,350; Renfrew County and District, 147,394; Simcoe County, 223,792; Sudbury and District, 310,782; Thunder Bay, 136,330; Timiskaming, 125,297; Upper Thames River Conservation Authority, 155,400; York, Regional Municipality of, 575,062; Accounts under \$120,000—2,003,061.

Grants for Applied Pollution Prevention Research (\$4,275,322):

Grace Dearborn Inc., 402,580; The Green Partnership Inc., 135,302; Hydromantis Inc., 201,217; Modular Plastic Systems Inc., 249,350; National Environment Recovery Inc., 155,234; Proctor and Redfern Group, 172,057; Receiver General for Canada, 133,500; Turbotak Technologies Inc., 127,500; Waste Water Technology Centre, 136,880; Zenon Environmental Inc., 937,912.

Accounts under \$120,000—1,623,790.

Grant to the Association of Municipal Recycling Co-ordinators (\$387,448):

Association of Municipal Recycling Co-ordinators, 387,448.

Grant to the Canadian Environmental Law Association (\$50,000):

Accounts under \$120,000—50,000.

Grants for Coal-Tar Site Investigations (\$6,648):

Accounts under \$120,000—6,648.

Grants for Compensation Payments under Part IX the *Environmental Protection Act* (\$167,522):

Accounts under \$120,000—167,522.

MINISTRY OF ENVIRONMENT AND ENERGY — Continued

Grant to the Conservation Council of Ontario (\$21,000):

Accounts under \$120,000—21,000.

Conservation Initiative Grants (\$3,516,129):

Corporations (\$1,000,565):

Energy Educators of Ontario, 198,000; International Council for Local Environmental Initiative, 200,000; Metropolitan Toronto and Region Conservation Authority, 140,000; Peterborough Green-up Association, 172,303; Port Hope Energreen T.E.E.M., 150,262; United Steelworkers of America, 140,000.

Colleges (\$310,000):

Seneca College of Applied Arts and Technology, 310,000.

Accounts under \$120,000—2,205,564.

Grant to the Dorset Laboratory Daycare and Learning Centre (\$5,000):

Accounts under \$120,000—5,000.

Energy Economics Grants (\$187,500):

Accounts under \$120,000—187,500.

Energy Research Grants (\$847,382):

Corporations (\$140,000):

Imperial Oil Limited, 140,000.

Accounts under \$120,000—707,382.

Grants for Environmental and Health Protection Research (\$1,463,884):

Universities (\$694,409):

Guelph, 265,259; Waterloo, 290,580; York, 138,570.

Accounts under \$120,000—769,475.

Grant to Environmental Training Consortium (\$65,000):

Accounts under \$120,000—65,000.

Grants to the Environmental Youth Corps (\$10,156,959):

Agriculture, Food and Rural Affairs, 225,784; Culture, Tourism and Recreation, 470,666; Natural Resources, 6,559,116; Northern Development and Mines, 234,191.

Accounts under \$120,000—2,667,202.

Grants for Excellence in Research Awards (\$3,250):

Accounts under \$120,000—3,250.

Green Industry Grants (\$21,250):

Accounts under \$120,000—21,250.

Household Hazardous Waste Collection Grants (\$162,031):

Accounts under \$120,000—162,031.

Grants for Industrial 3Rs—Reduction, Reuse and Recycling (\$125,103):

Accounts under \$120,000—125,103.

Industrial Efficiency Grants (\$209,975):

Accounts under \$120,000—209,975.

MINISTRY OF ENVIRONMENT AND ENERGY — Continued

Municipal Recycling Support Grants (\$27,326,575):

Corporations (\$4,827,755):

Bluewater Recycling Association, 372,317; Centre and South Hastings Recycling Board, 761,059; Essex-Windsor Solid Waste Authority, 505,357; Kingston Area Recycling Corporation, 454,226; Muskoka Recycling Association, 151,894; Niagara Municipal Recycling Group, 1,664,500; Ontario Northwest Recycle Association, 164,126; Pembroke and Area Recycling Board, 285,076; Recycling Congress of Ontario, 136,688; Renfrew South Recyclers Association, 136,162; Scott's Plains Recycling Incorporated, 196,350.

Metropolitan and Regional Municipalities (\$5,564,036):

Durham, 788,328; Haldimand-Norfolk, 519,489; Halton, 277,497; Hamilton-Wentworth, 925,880; Metropolitan Toronto, 1,612,786; Sudbury, 376,518; Waterloo, 1,063,538.

Cities (\$7,633,174):

Barrie, 178,614; Brampton, 775,497; Brantford, 127,659; Cornwall, 184,754; Gloucester, 156,307; Guelph, 430,822; London, 595,647; Mississauga, 1,701,999; Nepean, 200,585; North York, 449,133; Ottawa, 1,241,719; Sarnia, 162,997; Sault Ste. Marie, 198,222; Scarborough, 342,983; St. Catharines, 162,011; Toronto, 318,606; Vaughan, 139,076; Woodstock, 134,034; York, 132,509.

Counties (\$1,468,534):

Lanark, 248,385; Northumberland, 241,081; Simcoe, 979,068.

Towns (\$553,347):

Markham, 553,347.

Townships (\$140,845):

Ignace, 140,845.

Accounts under \$120,000—7,138,884.

Municipal Reduction/Reuse Grants (\$959,361):

Metropolitan and Regional Municipalities (\$322,437):

Metropolitan Toronto, 322,437.

Accounts under \$120,000—636,924.

Grants to the Ninety-Nines Operation Skywatch (\$7,500):

Accounts under \$120,000—7,500.

Grant to Ontario Environmental Network (\$49,062):

Accounts under \$120,000—49,062.

Grants to the Ontario Federation of Anglers and Hunters (\$75,000):

Accounts under \$120,000—75,000.

Grants to the Ontario Municipal Engineers' Association (\$25,000):

Accounts under \$120,000—25,000.

Grant to the Ontario Waste Exchange Program (70,000):

Accounts under \$120,000—70,000.

Grants to the Ontario Waste Management Corporation (\$4,192,135):

Ontario Waste Management Corporation, 4,192,135.

Grant to Pollution Probe (\$50,000):

Accounts under \$120,000—50,000.

MINISTRY OF ENVIRONMENT AND ENERGY — Concluded

Grants for Public Environmental Educational Projects and Conferences (\$692,972):
Accounts under \$120,000—692,972.

Grant to the Recycling Council of Ontario (\$454,532):
Recycling Council of Ontario, 454,532.

Sector Partnership Grants(\$455,000):
Ontario Centre for Environmental Technology Advantage, 455,000.

Less: Recoveries from Other Ministries (\$455,000):
Economic Development and Trade, 455,000.

Grants to Universities for Post Doctoral Fellowships (\$150,000):
Accounts under \$120,000—150,000.

Total Other Payments 199,021,438

Statutory (\$47,936)

Minister's Salary(\$30,003)

Hon.C.J (Bud) Wildman April 1, 1994 to March 31, 1995 30,003

Parliamentary Assistants' Salaries (\$17,933)

Wayne Lessard April 1, 1994 to March 31, 1995 9,269
Irene Mathysen April 1, 1994 to October 31, 1994 5,143
Bob Huget April 1, 1994 to August 17, 1994 3,521

Summary of Expenditure

Voted

Salaries and Wages	121,922,956
Employee Benefits	18,680,514
Travelling Expenses	2,929,922
Other Payments	199,021,438

342,554,830

Statutory 47,936

Total Expenditure, Ministry of Environment and Energy 342,602,766

MINISTRY OF FINANCE

Hon. Floyd Laughren, Minister
Hon. Brad Ward, Minister

DETAILS OF EXPENDITURE

Voted

Salaries and Wages (\$222,471,331)

Temporary Help Services (\$7,299,800):

Accountemps, 149,809; Management Board Secretariat, 6,275,799; Personnel Opportunities Ltd., 152,934; Pinstripe Personnel Inc., 155,925; Quest Consultants, 67,934; Templus, 324,393; Accounts under \$50,000—173,006.

Payments to Other Ministries/Agencies (\$841,196):

Attorney General, 154,194; Community and Social Services, 75,461; Education and Training, 62,218; Ontario Training and Adjustment Board, 112,781; Transportation, 112,112; Accounts under \$50,000—324,430.

Less: Recoveries from Other Ministries/Agencies (\$1,808,247):

Attorney General, 659,026; Citizenship, 68,295; Community and Social Services, 86,998; Environment and Energy, 89,069; Housing, 86,331; Management Board Secretariat, 482,307; Natural Resources, 62,865; Accounts under \$50,000—273,356.

Less: Recoveries from Motor Vehicle Accident Claims Fund, 1,356,763.

Employee Benefits (\$32,303,345)

Payments for: Canada Pension Plan, 3,849,407; Dental Plan, 2,455,274; Employer Health Tax, 4,229,628; Group Life Insurance, 460,946; Long Term Income Protection, 2,738,999; Public Service Pension Fund, 3,054,955; Supplementary Health and Hospital Plan, 2,630,774; Unemployment Insurance, 7,270,578.

Other Benefits: Attendance Gratuities, 337,726; Death Benefits, 22,551; Early Retirement Incentive, 1,209,560; Maternity/Parental/Adoption Leave Allowances, 1,263,931; Severance Pay, 2,741,241; Miscellaneous Benefits, 2,873.

Workers' Compensation Board, 337,113.

Payments to Other Ministries/Agencies (\$230,444):

Accounts under \$50,000—230,444.

Less: Recoveries from Other Ministries/Agencies (\$367,594):

Attorney General, 90,057; Management Board Secretariat, 56,203; Accounts under \$50,000—221,334.

Less: Recoveries from Motor Vehicle Accident Claims Fund, 165,061.

Travelling Expenses (\$3,570,645)

Hon. F. Laughren, 36,470; Hon. B. Ward, 10,107; S. Owens, 345; J. Kaufman, 19,201; D. Palozzi, 1,365; G. Alkalay, 15,148; E. Anderson, 16,312; W. Arblaster, 10,110; J. Barretto, 11,218; C. Bott, 11,615; H. Chan, 15,686; W.E. Covert, 24,483; B. Dargel, 10,648; S. Dorey, 17,108; B. Edwards, 11,497; P. Ellison, 12,837; R. Greene, 11,350; J. Gregory, 11,432; A. Kuteyi, 15,439; J.G. Lee, 10,041; A.J. MacDonald, 15,561; E.M. Onsiong, 11,333; D. Pagett, 21,571; D. Rahaman, 10,025; D.C. Ramalho, 11,789; H. Rorison, 10,422; A.F. Sankar, 10,583; R. Steffen, 23,648; J.W. Stewart, 13,611; D. Taneja, 14,435; D.W. Trick, 12,296; A.T. Yeo, 10,696; Accounts under \$10,000—3,132,263.

MINISTRY OF FINANCE — Continued

Other Payments (\$173,597,826)

Materials, Supplies, etc. (\$80,591,770):

AMS Management Systems Canada Inc., 488,970; AT and T Global Information Solutions Canada, 67,155; Akran Systems, 87,785; Allseating Corp., 115,915; Anixter Canada Inc., 72,068; Armstrong and Davison, 74,780; Asset Computer Personnel Ltd., 285,587; Avro Commercial Management Ltd., 624,544; Axmith McIntyre Wicht Ltd., 187,926; BASF Canada Inc., 133,636; BASI Systems Inc., 100,831; BGS Systems Inc., 58,031; Baker and McKenzie, 122,951; Bell Canada, 1,397,577; Borden and Elliot, 386,661; Burgess Computer Services Inc., 131,229; CCH Canadian Ltd., 106,567; CM Inc., 145,847; Canada Post Corporation, 8,799,721; Canada Trust Company, 1,033,599; Canadian Imperial Bank of Commerce, 130,898; Canadian Red Book, 88,817; Candle Corp., 203,862; Carswell, 89,259; Elaine Chen, 87,216; Chernos, Conway, 1,272,165; Client Server Factory, 124,813; Computer Associates Canada Ltd., 665,799; Computer Bridge Investments Ltd., 81,621; Computerland/SHL Computer Innovations, 4,053,898; Conference Board of Canada, 68,575; Conpute, 64,168; Coopers and Lybrand Consulting, 262,197; Corporate Software Canada Ltd., 328,128; Cowan Graphics Inc., 54,684; Crain-Drummond, 94,801; Dale Intermediaries Ltd., 104,374; Dashtech Inc., 90,560; Datafile, 188,168; Davies Ward and Beck, 77,672; Davis, Webb and Schulze, 438,155; Paul De Souza, 56,120; Delta Web Graphics, 82,737; Dominion of Canada General Insurance, 198,975; Donaldson, Donaldson, Greenway, 93,139; John J. Drury, 70,953; Robert E. Duncan, 57,094; Duo Communications Ontario Inc., 78,553; Ernst and Young, 113,861; David Evans, 73,373; Evans Philip, 70,254; John F. Fagan, 67,280; Dagmar Falkenberg, 95,700; Faxon Canada Ltd., 176,390; Filbitron Marketing Corp., 160,363; Fotis Systems Inc., 94,459; Francis Tan Consultant Company, 87,624; GD Consultants, 92,290; GE Capital Fleet Services, 585,823; GSI International Consulting Group, 285,467; Gartner Group, 83,008; Good Systems Inc., 96,352; Goodman Phillips and Vineberg, 70,206; Gowling Strathy and Henderson, 60,137; Graeme McKechnie Consulting Ltd., 66,915; Grand and Toy, 58,642; Harts Upholstered Products Ltd., 148,621; Heenan Blaikie, 231,386; Herbert A. Watts Ltd., 114,766; Holocene Management Consulting, 71,510; Howarth and Smith Typesetting and Printing Ltd., 122,118; Hutchinson Smiley Ltd., 113,832; IBM Canada Ltd., 8,528,524; ILS International Library Systems, 54,408; Informatics Search Group, 73,843; Informix Software Inc., 82,811; Innova Envelope, 146,505; Inter City Papers Ltd., 245,687; Interware Systems Inc., 156,679; J and D Systems Ltd., 68,575; JC Consultants Ltd., 141,363; Jacklyn Industries, 126,540; Joseph Kolosky and Associates, 83,800; KPMG Peat Marwick Thorne Inc., 371,163; Keane Canada Inc., 82,971; Knoll North America Corp., 480,902; Kodak Canada Inc., 112,725; Lancaster Datamark Inc., 58,105; Lang Michener, 462,728; Laser Cartridge Services Inc., 66,777; Lawson, McGrenere, Wesley, Rose, and Clemenhausen, 57,563; Lemishka, Brooks, Apigian Inc., 77,128; Lerner and Associates, 87,827; Lindsey Morden Claim Services Ltd., 115,644; Lockwood and Associates, 229,781; Logical POS Systems Inc., 157,812; Love Printing Service Ltd., 66,244; Mail Marketing Corp., 72,888; Mark Winter and Associates Inc., 129,163; Marka Computer Consultants, 153,925; McCarthy Tetrault, 53,996; McCaustlin Installation Inc., 284,583; McMillan Binch, 66,926; Jeffrey A. Meade, 52,297; Media Buying Services Ltd., 640,856; Megalith Technologies, 92,644; Memorex Telex Inc., 214,244; Metro Envelope Ltd., 51,841; Micromedia Ltd., 82,841; Middlefield Enterprises Inc., 196,182; Miller Thomson, 249,421; Ministries: Attorney General, 3,834,035; Consumer and Commercial Relations, 157,415; Culture, Tourism and Recreation, 98,198; Management Board Secretariat, 7,496,998; Natural Resources, 6,086,339; Northern Development and Mines, 3,726,461; Transportation, 631,636; Mobility Canada, 58,374; Modular Telephone Interface Ltd., 390,212; Natco Leasing, 302,087; National Computer Professionals, 50,706; Newcourt Financial, 180,397; Novell Inc., 165,860; Thomas J. O'Driscoll, 59,245; Ontario Guard Services (Durham), 165,498; Ontario Municipal Board, 50,556; Ontario Provincial Police, 57,699; Onyx, 120,374; Osler, Hoskin, and Harcourt, 247,335; PC Etcetera, 171,095; Patrick O'Neill and Associates, 50,330; Rob Paulin, 106,541; Phoenix Information Systems Ltd., 165,482; Pitney Bowes of Canada, 156,817; Poss and Halfnight, 72,384; Postage by Phone, 161,500; Price Waterhouse, 296,036; Printing Corp Inc., 76,259; Procom Professional Computer, 298,641; Purolator Courier Ltd., 222,315; Qualacom Services Ltd., 162,800; Queue Systems, 65,535; Receiver General for Canada, 355,282; Reed Stenhouse Alexander and Alexander, 61,349; Richard Che So and Co., 119,510; Riznek Consulting Group, 67,950; Satellite Communications Inc., 60,588; Savin Canada Inc., 258,700; Scan-Optics (Canada) Ltd., 58,787; Scarborough Toyota, 59,673; Seneca College of Applied Arts, 98,407; Smith Lyons Torrance Stevenson and Mayer, 86,318; Stanley Manufacturing Company Ltd., 125,264; Sterling Software, 184,086; Stikeman Elliott, 88,497; Storage-Plus Systems Ltd., 61,719; Storagetek Canada Inc., 891,839; Glorianne Stromberg, 59,767; TEC Partners Canada Inc., 148,860; TLW Enterprise Inc., 61,976; TTS Meridian Systems Inc., 74,734; Taxprep, 160,000; Time Computer Products, 212,644; Tory Tory DesLauriers and Binning, 262,712; Toshiba of Canada Ltd., 84,780; Unique Envelope Inc., 215,021; Unisys Canada Inc., 116,415; United System Solutions Inc., 118,849; University of Toronto, 221,557; University of Waterloo, 246,760; Walker Interactive Systems, 208,899; Watts Travel Marketing Ltd., 82,333; Webcom Ltd., 107,562; Simpson Wigle, 74,846; Wilfrid Laurier University, 85,911; William M. Mercer Ltd.,

MINISTRY OF FINANCE — Continued

129,505; Workers' Compensation Board, 163,713; Xerox Canada Ltd., 568,793; XYcorp Inc., 99,372; 4 Office Automation Ltd., 55,744; 853378 Ontario Inc., 78,774; Accounts under \$50,000—9,629,599.

Less: Recoveries from Motor Vehicle Accident Claims Fund, 2,387,555.

Grants, Subsidies, etc. (\$93,006,056):

Guaranteed Annual Income System, 90,846,270.

Institute of Municipal Assessors, 17,500.

Property Tax Grants, 344,692.

Regional Economic Development Grants (\$1,423,960):

Ministry of Culture, Tourism and Recreation, 1,306,959; Accounts under \$120,000—117,001.

Sales Tax Grants, 16,600.

Sector Training and Adjustment Development Program (\$204,225):

Ministry of Community and Social Services, 179,966; Accounts under \$120,000—24,259.

Small Business Development Corporations (\$152,809):

Accounts under \$120,000—152,809.

Total Other Payments 173,597,826

Statutory (\$7,883,481,611)

Ministers' Salary (\$45,068)

Hon. Floyd Laughren	April 1, 1994 to March 31, 1995	30,003
Hon. Brad Ward	April 1, 1994 to March 31, 1995	15,065

Parliamentary Assistants' Salary (\$14,411)

K. Sutherland	April 1, 1994 to March 31, 1995	9,269
S. Owens	April 1, 1994 to October 20, 1994	5,142

Public Sector Labour Market and Productivity Commission (\$980,660)

Grants, Subsidies, etc. (\$980,660):

Job Security Fund (980,660):

Accounts under \$120,000—980,660.

MINISTRY OF FINANCE — Concluded

Interest and Other Expenses on Provincial Debt (\$7,882,441,472)

Interest on Ontario Securities		
Public Issues		3,706,479,295
Non Public Issues		
Canada Pension Plan Investment Fund	1,439,514,506	
Ontario Teachers' Pension Plan	1,681,254,649	
Public Service Pension Plan	623,475,108	
Public Service Employees' Union Pension Plan*	53,597,930	
Ontario Municipal Employees' Retirement Fund	106,813,383	
Ontario Housing Corporation	76,442,249	
Canada Mortgage and Housing Corporation	24,812,662	
Other	2,444,733	4,008,355,220
		<hr/>
Interest on The Province of Ontario Savings Office Deposits		140,551,843
Other Interest, Exchange, Discount and Commission:		
Debt Issue Expenses	439,383,095	
Interest on Special Purpose and Trust Funds	31,587,158	
General Administration Expenses including bank charges ...	27,832,816	498,803,069
		<hr/>
		8,354,189,427
Less: Interest and Other Investment Income		
Interest on Temporary Investments	357,187,394	
Interest Revenue on Loans	114,560,561	471,747,955
		<hr/>
		7,882,441,472
		<hr/> <hr/>

* Pursuant to the Ontario Public Service Employees Union (OPSEU) Pension Act, 1994, OPSEU's proportionate share of the Public Service Pension Fund (PSPF) was segregated and transferred to the Ontario Public Service Employees' Union Pension Plan Trust Fund (OPSEUPF). To effect this transfer, \$5,865,246,845 of debentures held by the PSPF were retired and replaced by \$3,996,579,200 and \$1,868,667,645 of debentures to be held by PSPF and OPSEUPF respectively.

Summary of Expenditure

Voted		
Salaries and Wages	222,471,331	
Employee Benefits	32,303,345	
Travelling Expenses	3,570,645	
Other Payments	173,597,826	
		<hr/>
		431,943,147
Statutory		7,883,481,611
		<hr/>
Total Expenditure, Ministry of Finance		\$8,315,424,758
		<hr/> <hr/>

OFFICE OF FRANCOPHONE AFFAIRS

Hon. Gilles Pouliot, Minister

DETAILS OF EXPENDITURE

Voted

Salaries and Wages (\$1,400,670)

Temporary Help Services (\$2,593):

Accounts under \$50,000—2,593.

Payments to Other Ministries (\$4,707):

Accounts under \$50,000—4,707.

Less: Recoveries from Other Ministries (\$89,006):

Accounts under \$50,000—89,006.

Employee Benefits (\$175,435)

Employee Benefits: Accounts under \$50,000—159,042.

Other Benefits: Accounts under \$50,000—32,606.

Payments to Other Ministries (\$216):

Accounts under \$50,000—216.

Less: Recoveries from Other Ministries (\$16,429):

Accounts under \$50,000—16,429.

Travelling Expenses (\$17,118)

Accounts under \$10,000—17,118.

Other Payments (\$1,202,717)

Materials, Supplies, etc. (\$386,817):

Compugen Systems Ltd., 93,065; Accounts under \$50,000—230,783.

Payments to Other Ministries (\$92,536):

Management Board Secretariat, 71,058; Accounts under 50,000—21,478.

Less: Recoveries from Other Ministries (\$29,567):

Accounts under \$50,000—29,567.

Grants, Subsidies, etc. (\$815,900):

Other (\$1,021,940):

Accounts under \$120,000—1,021,940.

Less: Recoveries from Other Ministries (\$206,040):

Office Responsible for Women's Issues, 206,040.

Total Other Payments 1,202,717

OFFICE OF FRANCOPHONE AFFAIRS — Concluded

Statutory (\$Nil)

Minister's Salary (\$Nil)

Hon. Gilles Pouliot April 1, 1994 to March 31, 1995 Nil

Parliamentary Assistant's Salary (\$Nil)

Gilles Bisson April 1, 1994 to March 31, 1995 Nil

Summary of Expenditure

Voted

Salaries and Wages	1,400,670
Employee Benefits	175,435
Travelling Expenses	17,118
Other Payments	1,202,717
Total Expenditure, Office of Francophone Affairs	\$2,795,940

MINISTRY OF HEALTH

Hon. Ruth Grier, Minister
Hon. Shelley Wark-Martyn, Minister

DETAILS OF EXPENDITURE

Voted

Salaries and Wages (\$487,323,750)

Temporary Help Services (\$2,358,642):

Constant Care Service, 155,570; Kelly Temporary Services Ltd., 414,178; M S Employment Consultants Ltd., 307,056; Medical Placement Service, 158,201; Nursing Kimberley Quality, 238,823; Olsten Personnel, 98,275; Profile Personnel Consultants, 175,139; Ulticon, 54,317; Word Plus, 70,426; Accounts under \$50,000—686,657.

Payments to Other Ministries (\$17,175,709):

Management Board Secretariat, 17,175,709.

Less: Recoveries from Other Ministries/Agencies (\$5,071,855):

Community and Social Services, 4,912,189; Ongwanada Hospital, 81,717; Accounts under \$50,000—77,949.

Employee Benefits (\$78,923,479)

Payments for: Canada Pension Plan, 9,072,007; Dental Plan, 5,287,928; Employer Health Tax, 9,289,737; Group Life Insurance, 872,801; Long Term Income Protection, 5,980,973; Public Service Pension Fund, 109,617; Supplementary Health and Hospital Plan, 5,785,019; Unemployment Insurance, 16,639,843; Unfunded Liability—Public Service Pension Fund, 7,024,063;

Other Benefits: Attendance Gratuities, 662,278; Death Benefits, 83,001; Early Retirement Incentive, 2,071,709; Maternity/Parental/Adoption Leave Allowances, 2,811,417; Severance Pay, 5,609,320; Accounts under \$50,000—171,100.

Workers' Compensation Board, 8,523,896.

Less: Recoveries from Other Ministries/Agencies (\$1,071,230):

Community and Social Services, 1,037,111; Accounts under \$50,000—34,119.

Travelling Expenses (\$5,774,659)

Hon. R. Grier, 2,356; Hon. S. Wark-Martyn, 2,612; P. Wessenger, 1,825; M. Mottershead, 8,906; C.A. Alexander, 16,377; M. Barnes, 11,282; S. Beaubien, 29,800; V. Beckett, 14,143; L. Bell, 12,795; G.L. Bernardin, 16,830; L.A. Pisko-Bezruchko, 13,335; S. Bond, 11,352; L.F. Bottos, 11,565; D. Brown, 15,199; P.F. Brown, 10,988; F.E. Cahoon, 11,997; J. Campbell, 16,349; C. Comeau, 15,594; R.E. Cunningham, 10,056; R.M. Daly, 25,251; J.M. Davis, 14,298; M.C. Ducharme, 13,659; C. Dunne, 13,616; S.H. Egerton, 18,959; L. Fabricius, 13,600; M. Fearon, 13,566; D.N. Fortin, 10,986; L. Francis, 15,127; M.M. Gerrie, 13,103; J.F. Giddings, 12,218; K. Goldenberg, 12,493; J. Graveline, 12,849; F. Guerin, 18,183; C.F. Hayward, 25,342; L.J. Hutchinson, 15,242; D.J. Jackson, 11,473; E.E. James, 11,367; M.J. Kennedy, 20,982; C.J. King, 11,176; B.N. Kirton, 23,429; M.D. Lacroix, 21,002; R.E. Landry, 13,310; J. Lemaire, 23,557; F.D. Loucks, 15,328; E. Mahood, 23,129; B. McCauley, 13,431; J.B. McEwen, 12,308; C.A. McIntyre, 10,154; A. McKenzie, 19,561; A.L. Menzie, 15,415; M.T. Miller, 11,672; G. Monaghan, 11,388; R. Nye, 13,169; K.A. O'Reilly, 13,772; D.L. O'Toole, 15,400; P.G. Palmer, 16,893; N.R. Paul, 10,408; S. Pawlowicz, 10,337; G. Peplinskie, 14,681; M. Peters, 30,212; V.G. Pitkethly, 11,582; J. Porter, 14,545; R.W. Quan, 12,935; D. Reeleder, 10,439; G. Renlund, 11,545; W.K. Rowe, 10,670; L. Rycaj-Guillemette, 11,675; S.M. St. Germain, 16,011; A.G. Schiratti, 16,273; A. Sehgal, 12,545; M.E. Sinclair, 18,811; T. Skanthavarathan, 10,953; Y.B. Stewart, 12,299; D. Stolte, 10,162; W. Stone, 11,735; D.T. Stuart, 14,786; M. Tanguay, 20,516; B. Thompson, 18,501; B. Tolmie, 12,004; M. Tremblay, 26,004; G. Ure, 10,155; S. Van Valkenburg, 10,696; E.J. Vandewall, 24,162; W.L. Wells, 11,794; Accounts under \$50,000—4,558,454.

MINISTRY OF HEALTH — Continued

Other Payments (\$17,148,650,349)

Materials, Supplies, etc. (\$205,145,733):

A B T Associates of Canada, 215,104; A L S Financial Centre, 208,826; AMS Company Canada, 91,897; Abbott Laboratories Ltd., 729,229; I.S. Adolph, 84,208; Advanced Computer Technology, 51,097; Aladdin Synergetics Inc., 206,147; D. Alderson, 106,862; F. Ali, 52,587; All-Can Medical Gases Inc., 78,233; Allied Medical Instruments Inc., 233,861; Amanda Graphics, 72,769; D. Anderson, 65,885; Andrews Automatic Enclosing Service Ltd, 58,007; Anixter Canada Inc., 56,907; Apex Woodworking Company Inc., 71,595; Arjo Incorporated, 57,151; B. Armstrong, 63,750; Asset Computer Personnel Ltd., 50,610; Associates in Psychiatry, Clarke Institute, 274,082; J.D. Atcheson, 104,719; Atech Microcomputers, 79,430; Ault Foods Ltd., 497,715; Avant Litho Graphics, 113,717;

Babbco Office Services Ltd., 82,681; J. Bacon, 83,410; Baker and McKenzie, 373,285; G. Balkansky, 65,572; D. Basson, 63,686; Baxter Corporation, 344,519; M. Bay, 133,759; Bayweb, 112,748; Beatrice Foods Inc., 297,134; Beckman Instruments (Canada) Inc., 102,233; Becton, Dickinson Canada Inc., 271,058; Bell and Howell Ltd., 224,388; Bell Canada, 4,317,555; Bell Mobility, 71,102; Bellingham Computer Management Corporation, 80,590; B. Benda, 57,496; Bio Whittaker Inc., 70,343; Bio-Rad Laboratories (Canada) Ltd., 52,880; Blue Eyes Productions, 54,295; Borsa Wholesale, 58,423; Brockville Medical Associates, 252,426; Bronson Painting and Contracting, 213,099; S. Brook, 56,033; Browning Ferris Industries, 80,543; Burgess Computer Services Inc., 123,586; Burgess Wholesale Ltd., 439,348;

CCS Computer Cable Systems Inc., 89,328; C P Express and Transport, 86,005; Cadcorp, 50,133; Caltec Scientific (Canada) Ltd., 54,464; Canada Health Monitor, 52,660; Canada News Wire, 72,319; Canada Post Corporation, 2,863,501; Canadian Corps of Commissioners, 410,055; Canadian Council on Health Facilities Accreditation, 127,845; Canadian Helicopters, 7,795,442; Canadian Institute for Health Information, 83,141; Canadian Mental Health Association, 84,583; Canebsco Subscription Services Ltd., 181,000; Cantel Inc., 260,029; Capital Beef Corporation, 62,182; Carolyn Sherk Consultants, 82,557; Carsen Group Inc., 54,940; Catcom Systems Corporation, 128,960; Cecconi Simone Inc., 54,871; Centennial Hospital Linen Services, 309,738; Centra Gas Ontario Inc., 384,374; Central Gas Ontario, 294,745; Centre for Independent Living in Toronto, 120,000; C. Chamberlain, 176,427; Chestnut Park Hotel, 59,937; Children's Hospital of Eastern Ontario, 73,972; Chiropractic Review Committee, 226,435; J. Chmara, 87,889; Clarke Institute of Psychiatry, 3,256,025; D. Cochrane, 57,504; Cole Business Furniture, 55,572; College of Audiologists and Speech Language Pathologists of Ontario, 98,338; College of Chiropractors of Ontario, 154,983; College of Denturists of Ontario, 51,998; College of Medical Laboratory Technologists of Ontario, 80,407; College of Nurses of Ontario, 321,359; College of Opticians of Ontario, 75,196; College of Physicians and Surgeons of Ontario, 241,899; College of Psychologists of Ontario, 65,994; E. Coloma, 55,860; Company of Sirens, 55,625; Comprehensive Healthcare Consultants Ltd., 79,168; Compugen Systems Ltd., 6,408,237; Computer Media Group, 60,744; Connaught Laboratories Ltd., 159,873; Consumers Gas System, 1,307,670; Con-Test, 59,533; J.P. Cooper, 55,504; Coopers and Lybrand Consulting Group, 89,807; Coulter Electronics of Canada Ltd., 129,423; Crang and Boake Inc., 67,003; I. Crawford, 95,879;

D B Mechanical (Kingston) Ltd., 69,592; D and R Electronics Company Ltd., 61,319; I. Dain, 109,654; Dairy Producers Company-Operative Ltd., 57,463; Dale Intermediaries Ltd., 741,616; Dalhousie University, 127,683; D. Damore, 56,408; Data Business Forms, 1,657,982; Derry Foods Ltd., 498,834; Diagnostic Chemicals Ltd., 72,202; Dictaphone Canada Ltd., 222,726; Digital Equipment of Canada Ltd., 289,228; Diversy Inc., 124,380; E. Dixon, 69,734; B. J. Dobson, 74,209; Donegan Consulting, 246,889; Douwe Egberts Food Service Ltd., 120,318; Drechsel Business Interiors, 68,132; Drug Trading Company Ltd., 409,171; V. Duff, 86,971;

E.B. Looseleaf Inc., 174,541; EDS of Canada Ltd., 151,458; EPR Equipment Planning Association Ltd., 155,076 E S B E Laboratory Supplies, 132,662; ESSO Petroleum Canada, 987,681; East York Health Unit, 81,690; Eco-Shred Ltd., 107,470; Edwards-Philip-Edwards Consultants Systems, 137,718; Egghead Software, 57,622; R. V. Eliosoff, 117,088; Elite Building Services, 63,794; Elizabethtown, Township of, 59,173; A. El-Zaibak, 51,462; Ercan Inc., 62,478; Ericsson Communications Canada, 727,566; Ernst and Young, 184,806; Excelcom-Translex, 129,877;

FSA Inc., 208,617; Farr and Fuss Lincoln-Mercury Sales Ltd., 57,010; Faxon/SMS Canada, 165,240; E. Feige, 70,633; Ferno Canada, 312,743; R. Finkel, 75,890; Fisher Scientific Ltd., 385,819; Fitting Words Inc., 64,313; Fitzsimmons Food Service Ltd., 68,725; Flanagan Sales and Distribution Ltd., 89,017; Ford Motor Company of Canada, 1,414,337;

MINISTRY OF HEALTH — Continued

- GB Catering Limited, 144,897; G E Hamilton Technology Services Inc., 708,283; G H Wood and Wyant Inc., 75,308; GSA Consulting Group Inc., 604,697; GSI International Group, 394,649; General Motors of Canada Ltd., 239,796; Genesis Media, 467,233; Gentex International Inc., 54,524; George Brown College of Applied Arts and Technology, 154,470; George H. Harding Construction Company Ltd., 68,408; G. Gharakhanian, 163,253; Global Upholstery Company Ltd., 57,317; Globe Graphic Communications Inc., 140,606; A. Goldwater, 66,288; Gordon Food Service, 476,048; Gough and Associates, 79,528; Government Pharmacy Account, 4,525,584; Gowling and Henderson, 200,000; Grace Dearborn Inc., 57,411; Grand and Toy Ltd., 510,669; Greater Niagara General Hospital, 86,742; Green-Eclipse, 62,600; Green Shield Canada, 10,637,931; Group Four Furniture Inc., 73,494;
- A. Hackett, 59,396; J. M. Haggarty, 69,895; D. Hall, 58,269; D. C. Hall, 69,911; Hamilton Baking Company Ltd., 60,965; Hamilton Hydro Electric System, 424,063; Hamilton Psychiatric Hospital, 52,165; Hamilton-Wentworth Regional Municipality of, 73,107; Hanscomb, 164,258; Harp Ceramics and Gifts, 127,863; Harris-Callway Consultants, 70,772; K. J. Harrison, 55,080; Harrod and Mirlin, 988,526; Harter Group, 85,204; Y. He, 60,829; Health Care Management Group, 62,767; Hewitt Rand Corporation, 107,511; Hewlett-Packard (Canada) Ltd., 263,215; Hickeson-Langs Supply Co., 696,631; D. Hiltz, 118,023; Hoechst Roussel Canada Inc., 633,852; Hoffmann-La Roche Ltd., 206,691; Hospital for Sick Children, 152,235; S. G. Houtman, 77,750; S.J. Hucker, 56,638; Huronia District Hospital, 300,411; Hydro-Electric Power Commission of Ontario, 249,673;
- IBM Canada Ltd., 77,620; Imperial Oil, 118,683; Ingram and Bell Inc., 105,897; Innova Envelope Inc., 151,831; Innovation Two, 50,638; Institute of Clinical Evaluative Sciences in Ontario, 57,662; Inter City Papers, 378,332; Intergrated Systems Engineering, 96,173; International Rose Reporting Inc., 66,943;
- J. Jaffary, 61,481; Janssen Pharmaceutical Inc., 266,735; John Baker Auto Service Ltd., 57,309; Johnstone and Adams Graphics, 381,727; C.L. Jones, 93,419; J. Jones, 114,729;
- KPMG Management Consultants, 133,332; Keane Canada Inc., 278,268; L. J. Kennedy, 95,974; Kenwood Electronics Canada Inc., 295,894; Key-Tech Data Centres Ltd., 54,825; R Kimberley, 64,377; Kingston General Hospital, 530,726; Kingston Public Utilities Commission, 1,112,824; Knoll North America Corporation, 1,102,762; Knowledgeware Inc., 525,367; Kodak Canada Inc., 108,352; D. Krstich, 83,083; E. Kudrym, 58,990; D. Kuehnbaum, 53,751;
- Labelad, 80,697; Laidlaw Waste Systems Ltd., 118,378; Lancaster-Datamark, 111,842; Landis and Gyr Powers Ltd., 133,527; Learn Inc., 51,781; N. Lee, 88,010; Lilo Products, 123,343; Lingua-Ads Services, 187,866; Linktek Corporation, 71,223; T. Lipson, 105,696; London Hospital Linen Service Inc., 481,532; London Hydro, 506,714; London Transit, 54,616;
- MCD Design, 87,019; MDS Laboratories, 107,108; MFP Technology Services Ltd., 645,335; Mae Productions Inc., 63,450; Mail Marketing Corporation, 198,502; G. Makkar, 78,456; W. A. Maley, 54,425; Mandel Scientific Company Ltd., 56,666; E. A. Marth, 56,829; R. Matthews, 62,511; Matthews Ingham and Lake Inc., 73,836; Maurice Laporte Approved Home, 58,547; McCaustlin Installation Inc., 77,608; M. McElwain, 57,377; A. McLellan, 52,702; McMaster University, 2,635,254; McMillan Binch, 196,025; Media Buying Services Ltd., 4,845,122; Medical Mart Supplies Ltd., 65,777; Medigas Inc., 55,779; Memorex Telex Inc., 62,758; Mercanti Auto Body (Mercanti 1990) Ltd., 55,398; Metropol Security, 104,662; Michelin, 69,423; Michener Institute, 63,738; Microfilm Equipment Services Ltd., 86,539; A. Miller, 117,750; Millipore (Canada) Ltd., 175,713; Ministries: Attorney General, 2,986,870; Community and Social Services, 205,457; Management Board Secretariat, 20,108,069; Natural Resources, 1,004,706; Solicitor General and Correctional Services, 977,805; Transportation, 1,358,418; Mirola Plastics Ltd., 87,086; Modular Telephone Interface Ltd., 272,082; Monserco Ltd., 140,792; L. Monti, 74,651; Moore Business Forms and Systems Ltd., 139,891; Morgan/Scott Group, 94,662; Motorola Limited, 479,679; L. Moy, 66,437;
- National Accounts, 104,172; Nedco Ontario, 63,116; Newcombe Design Association, 84,477; Niagara Info-Train Systems Ltd., 138,989; Nipissing Area Joint Hospitals Laundry Inc., 342,382; North Bay Chrysler Ltd., 52,222; North Bay Civic Hospital, 103,137; North Bay Hydro, 185,612; North Bay Psychiatric Hospital, 108,134; North York Collision Centre Ltd., 59,291; Norwich Packers Ltd., 81,002;
- O-Two Systems International Inc., 476,313; Office Equipment Company of Canada Ltd., 433,268; Olympic Foods, 53,416; Omnium Medical Devices of Canada Inc., 68,854; Ontario Clean Water Agency, 62,713; Ontario College

MINISTRY OF HEALTH — Continued

of Pharmacists, 75,371; Ontario Hospital Association, 214,204; Ontario Hydro, 450,226; Ontario March of Dimes, 103,650; Oracle Corporation Canada Inc., 269,255; Orapro Consulting Inc., 169,030; Organon Teknika Inc., 63,810; Ortho Diagnostic Systems, 280,590; Ottawa-Carleton, Regional Municipality of, 170,696; Oxy-Med (Lindsay) Ltd., 98,106;

Paragon Protection Ltd., 153,335; W. D. Parker, 87,406; Parkview Emergency Services Ltd., 3,232,614; Paterson MacDougall, 109,519; L. Pedder, 91,301; L. Peltz, 54,195; Penetanguishene Water and Light, 308,943; Penta Corporation, 282,680; C. Pepin, 95,879; Performer Payroll Services Ltd., 62,143; Petro Canada Products Inc., 199,194; Pitney-Bowes of Canada Ltd., 249,345; Point to Point Communications, 129,453; Polytarp Products, 64,116; Postage by Phone, 1,522,929; J. Pothier, 89,377; E. Powell, 157,993; Price Waterhouse, 94,293; Princeton Softec Inc., 50,825; J. D. Proud, 65,414; Psychiatry On-Call Group, 272,868; Purolator Courier Ltd., 511,263;

The Quartex Corporation, 342,209; Quebecor Printing Houghton, 140,868; Queen Street Mental Health Centre, 56,955; Queen's University, 274,292; Quelab Laboratories Inc., 65,242;

RBJ Health Management Associates, 128,764; R D Nickel and Associates Inc., 81,520; RX Research Inc., 67,473; Reed Stenhouse Ltd., 472,118; Revere-Seton Inc., 181,912; Rivera Hartling Systems Limited, 400,000; Rowland Auto Electric, 669,252; Royal College of Dental Surgeons of Ontario, 84,264; P. C. Ryan, 52,027;

SPS Computing Consultants, 97,808; St. Joseph Printing Limited, 772,939; St. Joseph's Health Centre, 213,858; St. Joseph's Hospital, 140,195; St. Vincent de Paul Hospital, 78,837; Savin Canada Inc., 652,031; R. D. Schneider, 90,595; D. G. Scroggie, 53,256; Sealcraft Inc., 72,619; Security Card Systems, 286,108; P. Seymour, 61,863; D. A. Shapero-Propp, 61,492; S. Shaul, 63,238; Shell Canada Products Ltd., 717,989; G. Sidhu, 66,996; H. Shuster, 61,397; Sigma Medical Company, 66,440; L. Sipos, 56,829; T. Smith, 54,622; Smith and Jacobs, 77,759; O. Snajdr, 79,376; J. Sommerfreund, 85,968; Sources Services Corporation, 68,420; A. Spudas, 63,271; S. Srivastava, 65,044; Starplex Scientific, 89,484; Starsoft Inc., 105,322; J. Stastna, 86,323; Statistics Canada, 646,102; Storgaard and Associates, 65,606; Strano Food Ltd., 390,761; Summit Food Distributors Inc., 124,090; Sunoco Inc., 54,259; Sunspun Food Services, 84,927; F. Suttor, 55,835; Swish Maintenance Ltd., 78,071; Synerlogic Inc., 92,069; Syva Canada, 518,913;

TES Limited, 58,840; TLW Enterprise Inc., 79,566; Tach West Instruments Ltd., 224,900; Telecom Computer Products, 595,717; Tenet Computer Group Inc., 212,301; Term Communications Services, 50,942; Thomas Cook Travel, 300,757; Thorn Press Ltd., 643,581; Thunder Bay Communications, 170,401; Thunder Bay, Corporation of the City of, 176,328; Thunder Bay Hydro, 192,946; Tie Communications Canada Inc., 77,477; Time Group of Companies, 50,908; To the Point Office Consultants Inc., 79,681; Tony Deodato and Sons Ltd., 52,797; Metropolitan Toronto District Health Council, 92,000; Toronto Hospital, 655,333; Toronto Hydro, 785,215; Toronto Transit Commission, 184,819; Toronto, Department of Public Health, 794,810; Z. S. Tretina, 67,214; Tri-Plan Inc., 80,670;

UB Networks Canada Ltd., 246,282; UCO Petroleum Inc., 55,392; Union Gas Company of Canada Ltd., 805,554; Unipath Inc., 155,321; Unique Envelope Inc., 122,753; Unisource Canada Inc., 184,490; University Hospital, 307,504; University of Ottawa, 509,614; University of Toronto, 138,131; University of Western Ontario, 5,329,679;

V and B Direct, 119,316; VWR Scientific, 200,790; Vickers and Benson Advertising Ltd., 624,039; Vipra Labs Inc., 94,325; Vive Communications Ltd., 290,456; Vocational Services, 69,159; Voyageur Airways, 3,298,768;

Wallac Canada Inc., 100,051; Ward Associates, 145,678; Waterloo, Regional Municipality of, 227,150; Westburne Supply, 103,220; Weston Bakeries Ltd., 65,606; Whitby Hydro Electric Commission, 265,802; Whitby Resocialization Program, 281,186; D. M. Wickware, 50,650; Williams Communication Services Ltd., 143,596; J. Wilson, 79,910; L. Wilson, 61,145; Working Skills Centre, 67,529; Wright Environmental Inc., 60,200;

Xebec Imaging Services Inc., 176,782; Xerox Canada Ltd., 466,934;

S. Yates, 95,974;

691739 Ontario Inc., 54,450; 883860 Ontario Ltd., 4,433,041;

Accounts under \$50,000—36,153,692.

MINISTRY OF HEALTH — Continued

Less: Recoveries from Other Ministries/Agencies (\$706,377):

Beechgrove Regional Children's Centre, 88,671; Metro Toronto Forensic Services, 204,871; Ministries: Economic Development and Trade, 89,914; Management Board Secretariat, 60,923; Ongwanada Hospital, 201,038; Accounts under \$50,000—60,960.

Grants, Subsidies, etc. (\$16,943,504,616):

Clinical, Applied, Operational and Other Health Research (\$15,197,109):

Addiction Research Foundation, 2,526,546; Institute of Clinical Evaluative Sciences in Ontario, 4,372,576; McMaster University, 623,226; Ontario Cancer Treatment and Research Foundation, 4,695,686; Ontario Mental Health Foundation, 2,979,075.

Health Resources Development Plan and Professional Relations (\$19,907,679):

Associated Medical Services Inc., 300,000; Canadian Coordinating Office of Health Technology Assessment, 583,933; College of Midwives of Ontario, 401,617; Hamilton-Wentworth District Health Council, 175,000; Hugh MacMillan Medical Centre, 1,441,309; Lakehead University, 352,000; Laurentian University, 352,000; McMaster University, 2,991,901; Mount Sinai Hospital, 331,782; Ontario Federation of Labour, 422,300; Ottawa-Carleton, Regional Municipality of, 191,127; Princess Margaret Hospital, 541,609; Queen's University, 668,605; University of Western Ontario, 1,761,891; Thames Valley District Health Council, 178,559; University of Ottawa, 1,100,599; University of Toronto, 4,859,209; Wellesley Hospital, 475,405; York Region Public Health Department, 175,000; Accounts under \$120,000—2,603,833.

Operations of Hospitals (\$7,316,135,963):

Ajax, Ajax and Pickering General, 27,860,096; Alexandria, Glengarry Memorial, 5,149,963; Alliston, Stevenson Memorial, 8,276,266; Almonte, Almonte General, 5,350,673; Arnprior, Arnprior and District Memorial, 8,152,606; Atikokan, Atikokan General, 3,241,929; Barrie, Royal Victoria, 47,987,930; Barry's Bay, St. Francis Memorial, 4,708,645; Belleville, Belleville General, 52,188,463; Blind River, St. Joseph's Health Centre, 5,750,063; Bracebridge, South Muskoka Memorial, 12,706,908; Brampton, Peel Memorial, 84,255,279; Brantford, Brantford General, 46,339,124; St. Joseph's, 16,191,034; Brockville, Brockville General, 18,922,750; St. Vincent de Paul, 10,113,607; Burlington, Joseph Brant Memorial, 51,118,445; Cambridge, Cambridge Memorial, 42,405,817; Campbellford, Campbellford Memorial, 7,941,195; Carleton Place, Carleton Place and District Memorial, 4,433,795; Chapleau, Chapleau General, 3,260,384; Chatham, Public General, 31,831,212; St. Joseph's, 20,236,735; Chesley, Chesley and District Memorial, 2,082,836; Clinton, Clinton Public, 5,534,252; Cobourg, Cobourg District General, 11,910,140; Cochrane, Lady Minto, 7,356,473; Collingwood, General and Marine, 13,038,231; Cornwall, Cornwall General, 21,330,640; Hôtel Dieu, 27,124,072; Deep River, Deep River, 3,779,213; Dryden, Dryden District General, 8,619,352; Dunnville, Haldimand War Memorial, 7,191,570; Durham, Durham Memorial, 3,124,007; Elliot Lake, St. Joseph's General, 11,368,274; Englehart, Englehart and District, 3,242,199; Espanola, Espanola General, 5,271,635; Exeter, South Huron, 3,788,235; Fergus, Groves Memorial Community, 9,054,711; Fort Erie, Douglas Memorial, 8,243,468; Fort Frances, Riverside Health Care Facility, 14,896,427; Geraldton, Geraldton District, 5,551,383; Goderich, Alexandra Marine and General, 10,976,524; Grimsby, West Lincoln Memorial, 10,854,251; Guelph, Guelph General, 29,170,533; St. Joseph's, 25,823,836; Hagersville, West Haldimand General, 6,814,790; Halton Hills, Georgetown and District Memorial, 11,827,023; Hamilton, Chedoke-McMaster, 151,897,397; Hamilton Civic, 212,019,334; St. Joseph's, 141,908,573; St. Peter's, 21,608,724; Hanover, Hanover and District, 8,654,991; Hawkesbury, Hawkesbury and District General, 11,543,935; Hearst, Notre Dame, 8,315,185; Hornepayne, Hornepayne Community, 2,595,471; Huntsville, Huntsville District Memorial, 12,576,952; Ingersoll, Alexandra, 8,759,195; Iroquois Falls, Anson General, 4,751,830; Kapuskasing, Sensenbrenner, 9,501,474; Kemptville, Kemptville District, 5,286,195; Kenora, Lake-of-the-Woods, 16,030,587; Kincardine, Kincardine and District General, 6,276,072; Kingston, Hôtel Dieu, 52,896,028; Kingston General, 109,495,784; St. Mary's-of-the-Lake, 19,857,642; Kirkland Lake, Kirkland Lake and District, 12,869,540; Kitchener, Freeport, 26,443,240; Kitchener-Waterloo, 81,768,456; St. Mary's General, 40,209,809; Leamington, Leamington District Memorial, 14,284,852; Lindsay, Ross Memorial, 26,799,574; Listowel, Listowel Memorial, 7,278,801; Little Current, Manitoulin Health Centre, 8,196,078; London, Parkwood, 28,691,253; St. Joseph's Health Centre, 116,053,305; St. Mary's, 11,867,668; University, 111,363,513; Victoria, 196,915,986; Manitouwadge, Manitouwadge General, 2,473,657; Marathon, Wilson Memorial General, 2,725,245; Markdale, Centre Grey General, 4,307,323; Markham, Markham Stouffville, 37,452,965; Matheson, Bingham Memorial, 3,306,773; Mattawa, Mattawa General, 3,341,607; Meaford, Meaford General, 6,250,055; Midland, Huronia District, 14,406,260; Milton, Milton District, 12,790,944; Mississauga,

MINISTRY OF HEALTH — Continued

Credit Valley, 82,334,410; Mississauga, 90,210,924; Moosonee, James Bay General, 6,811,022; Mount Forest, Louise Marshall, 4,402,303; Napanee, Lennox and Addington County General, 8,658,945; New Liskeard, Temiskaming, 12,590,351; Newbury, Four Counties General, 5,172,940; Newcastle, Bowmanville Memorial, 16,249,257; Newmarket, York County, 54,119,641; Niagara Falls, Greater Niagara General, 41,435,801; Niagara-on-the-Lake, Niagara-on-the-Lake General, 3,121,845; Nipigon, Nipigon District Memorial, 3,688,265; North Bay, North Bay Civic, 27,118,360; St. Joseph's General, 21,420,635; Oakville, Oakville-Trafalgar Memorial, 47,066,119; Orangeville, Dufferin-Caledon Health Care Corporation, 16,861,901; Orillia, Orillia Soldiers' Memorial, 33,382,503; Oshawa, Oshawa General, 103,148,062; Ottawa, Childrens Hospital of Eastern Ontario, 66,236,850; Elisabeth Bruyère Health Centre, 20,379,934; Hôpital Montfort, 31,189,002; Ottawa Civic, 193,594,128; Ottawa General, 115,343,580; Perley, 12,203,829; Queensway-Carleton, 36,544,445; Riverside, 36,549,785; Royal Ottawa Rehabilitation Unit, 16,885,971; St. Vincent, 36,231,495; Salvation Army Grace General, 24,353,780; Owen Sound, Grey Bruce Regional Health Centre, 50,772,891; Palmerston, Palmerston General, 4,563,474; Paris, Willett, 7,288,201; Parry Sound, Parry Sound General, 10,242,085; St. Joseph's, 5,571,698; Pembroke, Pembroke Civic, 12,298,561; Pembroke General, 15,576,290; Penetanguishene, Penetanguishene General, 8,147,209; Perth, Great War Memorial, 8,384,950; Peterborough, Peterborough Civic, 51,192,833; St. Joseph's General, 32,499,824; Petrolia, Charlotte Eleanor Englehart, 7,908,367; Picton, Prince Edward County Memorial, 7,624,041; Port Colborne, Port Colborne General, 10,240,384; Port Hope, Port Hope and District, 5,509,063; Red Lake, Margaret Cochenour Memorial, 4,052,566; Renfrew, Renfrew Victoria, 10,269,407; Richmond Hill, York Central, 43,545,643; St. Catharines, Hôtel Dieu, 41,962,053; St. Catharines General, 49,618,207; Shaver Hospital for Chest Diseases, 10,383,784; St. Mary's, St. Mary's Memorial, 5,005,585; St. Thomas, St. Thomas Elgin General, 38,926,275; Sarnia, Sarnia General, 38,689,958; St. Joseph's, 41,781,561; Sault Ste. Marie, Plummer Memorial Public, 40,684,549; Sault Ste. Marie General, 33,052,930; Scugog, Community Memorial, 5,876,816; Seaforth, Seaforth Community, 4,584,718; Simcoe, Norfolk General, 20,539,190; Sioux Lookout, Sioux Lookout General, 4,660,217; Smiths Falls, Smiths Falls Community, 14,298,122; Smooth Rock Falls, Smooth Rock Falls, 2,957,512; Southampton, Saugeen Memorial, 4,458,469; Stratford, Stratford General, 32,664,861; Strathroy, Strathroy Middlesex General, 13,171,246; Sturgeon Falls, West Nipissing General, 10,212,896; Sudbury, Laurentian, 48,925,643; Sudbury General, 46,750,278; Sudbury Memorial, 37,906,153; Terrace Bay, McCausland, 3,238,978; Thunder Bay, General Hospital of Port Arthur, 31,430,894; Hogarth-Westmount, 13,914,818; McKellar General, 48,491,167; St. Joseph's General, 25,774,816; Tillsonburg, Tillsonburg District Memorial, 14,640,112; Timmins, Timmins and District, 36,868,229; Toronto, Baycrest, 34,394,802; Bloorview Children's, 10,918,450; Casey House Hospice, 2,841,166; Central, 17,546,456; Clarke Institute of Psychiatry, 28,499,096; Doctors', 37,208,680; Donwood Institute, 5,421,396; Etobicoke General, 55,940,245; Hillcrest, 5,835,184; Hospital for Sick Children, 208,492,498; Hugh MacMillan Medical Centre, 14,179,185; Humber Memorial, 43,176,452; Lyndhurst, 9,010,800; Mount Sinai, 113,695,622; North York Branson, 52,984,618; North York General, 78,067,954; Northwestern General, 38,256,056; Orthopaedic and Arthritic, 15,956,094; Princess Margaret, 62,773,374; Providence, 22,456,389; Queen Elizabeth, 47,954,165; Queensway General, 43,029,084; Riverdale, 44,210,023; Runnymede Chronic Care, 7,834,457; St. Bernard's Convalescent, 2,238,300; St. John's Rehabilitation, 12,220,947; St. Joseph's Health Centre, 96,787,876; St. Michael's, 145,531,173; Salvation Army Grace, 10,492,957; Scarborough Centenary, 91,726,611; Scarborough General, 93,579,145; Scarborough Grace General, 49,042,877; Sunnybrook Medical Centre, 203,299,048; Toronto East General, 99,812,700; Toronto Hospital Corporation, 368,103,133; Wellesley, 110,579,261; West Park, 36,593,506; Women's College, 67,653,059; York Finch General, 43,606,451; Trenton, Trenton Memorial, 17,258,424; Uxbridge, Cottage, 5,375,518; Walkerton, County of Bruce General, 8,289,617; Wallaceburg, Sydenham District, 9,871,867; Wawa, Lady Dunn General, 3,632,099; Welland, Welland County General, 38,562,791; Whitby, Whitby General, 11,554,790; Wiarton, Bruce Peninsula Health Services, 4,979,063; Winchester, Winchester District Memorial, 11,485,989; Windsor, Hôtel Dieu of St. Joseph, 56,192,207; Metropolitan General, 47,116,384; Salvation Army Grace, 40,036,138; Western Hospital Centre, 52,129,862; Wingham, Wingham and District, 8,485,778; Woodstock, Woodstock General, 24,678,929.

Less: Recoveries—North Bay and District Health Centre, 95,657.

Operation of Related Facilities (\$366,188,544):

Belleville, Belleville General Hospital, 528,900; Brampton, Peel Memorial Hospital, 556,000; Cambridge, Cambridge Memorial Hospital, 303,500; Cobourg, Sidbrook Private Hospital, 1,359,200; Cornwall, Cornwall General Hospital, 524,681; Guelph, Homewood Health Centre, 21,855,055; Hamilton, Chedoke-McMaster Hospital, 348,074; Hamilton-Wentworth District Health Council, 173,993; Kingston, Institute of Psychotherapy, 627,613;

MINISTRY OF HEALTH — Continued

Kingston General Hospital, 353,200; Kitchener, Kitchener-Waterloo Hospital, 296,200; Lakefield, Lakefield Private Hospital, 321,251; London, Grace Villa, 2,241,047; Thames Valley Child Centre, 357,007; Victoria Hospital, 925,100; Mississauga, Health Care Management Group, 1,028,635; Mississauga Hospital, 1,026,900; Moosonee, Moose Factory General Hospital, 4,138,700; Newmarket, York County Hospital, 376,700; Niagara Falls, Greater Niagara General Hospital, 300,500; Oshawa, Oshawa General Hospital, 345,100; Ottawa, Canadian Blood Agency, 105,561,000; Children's Hospital of Eastern Ontario, 241,141; National Defence Medical Centre, 5,934,859; Ottawa General Hospital, 633,281; Queensway-Carleton Hospital, 135,353; Riverside Hospital, 166,818; Royal Ottawa Hospital, 24,908,251; Penetanguishene, Beechwood Private Hospital, 627,400; Perth, Wiseman's Private Hospital, 979,236; Peterborough, Peterborough Civic Hospital, 386,100; Richmond Hill, York Central Hospital, 169,100; St. Catharines, Niagara Peninsula Rehabilitation, 3,746,700; Sault Ste. Marie, Plummer Memorial Public Hospital, 234,359; Sioux Lookout, Nursing Stations, 1,094,900; Sioux Lookout Federal Hospital, 3,633,100; Sudbury, Sudbury Algoma Hospital, 6,469,278; Sudbury Memorial Hospital, 155,436; Thornhill, Shouldice Hospital, 3,098,599; Thorold, Maplehurst Hospital, 1,137,400; Toronto, Bellwood Health Services Incorporated, 1,384,001; Canadian Standards Association, 149,000; Centre Médico-Social Communautaire, 312,928; Dewson Private Hospital, 919,599; Don Mills Surgical Unit Limited, 1,089,142; Hospital for Sick Children, 1,478,637; Hugh MacMillan Medical Centre, 1,445,653; J.P.P.C. Secretariat, 504,025; M.O.R.E., 1,529,100; North York General Hospital, 1,149,835; Ontario Cancer Treatment and Research Foundation, 140,149,010; Ontario Hospital Association, 3,935,339; Pediatric Oncology Group of Ontario, 212,900; Regroupement des Intercenantes Francophones en Santé et en Services Sociaux de l'Ontario, 510,164; Scarborough Centenary Hospital, 334,095; Scarborough General Hospital, 178,000; St. Joseph's Infirmary, 1,251,501; Sunnybrook Medical Centre, 744,757; Toronto Rehabilitation Centre, 5,477,880; University of Toronto Eye Bank, 392,369; West Park Hospital, 161,144; Welland, Welland County General Hospital, 246,440; Windsor, Children's Rehabilitation Centre of Essex, 143,993; Essex County District Health Council, 1,992,000; Remedial Speech Children's Treatment Centre, 249,097; Woodstock, Woodstock General Hospital, 248,400; Woodstock Private Hospital, 690,800; Accounts under \$120,000—2,009,068.

Grants to Compensate for Municipal Taxation (\$4,062,300):

Toronto Hospital Corporation, 129,900; Accounts under \$120,000—3,932,400.

Clinical Education (\$190,079,900):

Fort Frances, Riverside Health Care, 150,708; Hamilton, Chedoke-McMaster Hospital, 20,029,045; Hamilton Civic Hospital, 1,256,310; McMaster University, 4,311,167; St. Joseph's Hospital, 1,071,830; Kingston, Hôtel Dieu Hospital, 860,948; Kingston General Hospital, 11,280,900; Queen's University, 4,860,325; London, St. Joseph's Health Centre, 5,803,655; University Hospital, 6,254,903; University of Western Ontario, 825,674; Victoria Hospital, 11,403,854; Mount Brydges, Southwest Middlesex Health Centre, 545,849; Ottawa, Children's Hospital of Eastern Ontario, 18,013,911; Elisabeth Bruyère Health Centre, 981,425; Ottawa Civic Hospital, 2,047,970; Ottawa General Hospital, 1,990,865; Royal Ottawa Rehabilitation Unit, 489,766; University of Ottawa, 3,198,443; Thunder Bay, Confederation College of Applied Arts and Technology, 469,400; McKellar General Hospital, 263,029; Toronto, Clarke Institute of Psychiatry, 949,694; Hospital for Sick Children, 2,069,185; The Michener Institute, 10,308,741; Mount Sinai Hospital, 1,941,893; Ontario Cancer Treatment and Research Foundation, 1,954,920; Princess Margaret Hospital, 641,974; Ryerson Polytechnic University, 233,133; St. Michael's Hospital, 1,999,243; Sunnybrook Medical Centre, 2,379,904; Toronto Hospital Corporation, 8,557,528; Toronto Hospital Postgraduate Payroll Association, 54,268,063; University of Toronto, 4,253,221; Wellesley Hospital, 1,617,124; Women's College Hospital, 1,013,830; Accounts under \$120,000—1,781,470.

Capital Debt Servicing, Health Facilities (\$13,847,313):

Ajax and Pickering General Hospital, 336,887; Bruce Peninsula and District Memorial, 251,767; Community Memorial Hospital, 192,721; Etobicoke General Hospital, 154,763; Hamilton Civic Hospitals, 157,607; Joseph Brant Hospital, 480,393; Kingston General Hospital, 285,100; Oakville-Trafalgar Memorial Hospital, 1,305,658; Ontario Cancer Institute, 5,047,148; Ottawa General Hospital, 1,517,116; Ontario Cancer Treatment and Research Foundation, 1,055,122; Sunnybrook Health Science Centre, 612,358; Sandy Hill Health Centre, 206,801; Riverdale Hospital (Toronto), 182,009; St. Michael's Hospital, 135,055; St. Thomas-Elgin General Hospital, 147,176; Windsor Western Hospital Centre Inc., 819,414; Accounts under \$120,000—960,218.

Payments made for services and care provided by physicians and practitioners under the Health Insurance Plan (\$4,947,141,198).

MINISTRY OF HEALTH — Continued

Medical Review Committee (\$1,882,967).

Special Drug Program (\$44,998,912):

Hamilton, Chedoke-McMaster Hospital, 890,051; St. Joseph's Hospital, 1,805,129; Kingston, Kingston General Hospital, 1,336,507; Kitchener, Kitchener-Waterloo Hospital, 642,990; London, St. Joseph's Health Centre, 212,273; University Hospital, 3,520,390; Victoria Hospital, 2,233,242; Mississauga, Credit Valley Hospital, 620,879; Orillia, Orillia Soldiers' Memorial Hospital, 206,463; Oshawa, Oshawa General Hospital, 608,093; Ottawa, Children's Hospital of Eastern Ontario, 1,242,380; Ottawa Civic Hospital, 1,819,761; Ottawa General Hospital, 1,077,834; Royal Ottawa Hospital, 2,511,990; St. Catharines, Hôtel Dieu Hospital, 525,083; Sudbury, Laurentian Hospital, 802,245; Thunder Bay, McKellar General Hospital, 188,111; Toronto, Hospital for Sick Children, 6,655,413; Princess Margaret Hospital, 285,355; St. Joseph's Health Centre, 128,279; St. Michael's Hospital, 2,388,258; Sunnybrook Medical Centre, 5,667,341; Toronto Hospital Corporation, 6,488,289; Wellesley Hospital, 2,540,036; Windsor, Salvation Army Grace Hospital, 203,836; Accounts under \$120,000—398,684.

Ontario Drug Benefit Plan (\$886,675,830).

Assistive Devices (\$74,295,658):

ARS Vitaleire, 1,399,228; Aerocare Home Medical Ltd., 172,263; Audio Dynamic Hearing Aids, 124,985; Audiology Centre, 121,672; Audiology Services, 144,521; Bloorview Children's Hospital, 274,407; Brampton Hearing Aid Services Ltd., 327,064; Burrows Medical Oxygen Ltd., 726,893; Calmar Orthopaedics, 240,581; Canada Care Medical Inc., 244,055; Canadian Centre for Prosthetics Inc., 220,783; Canadian Hearing Society, 1,008,129; Canadian Home Therapy Ltd., 153,983; Canadian National Institute for the Blind, 167,464; Cardinal Medical Products Ltd., 122,255; Care-Plus, 603,206; Centre for Sight Enhancement, 1,582,745; Centres Auditifs Robillard Hearing Aid Centres, 224,589; Chedoke-McMaster Hospital/Prosthetics and Orthotics, 1,179,577; Cims Drug Mart, 145,658; City Hearing Aid Centre, 130,541; Clinical Orthotic Consultants, 238,149; Conval-Aid Inc., 302,201; Cowell Home Health Care and Fitness Supplies Inc., 307,364; Custom Orthotics of London, 476,186; Davidson Hearing Aid Centre Ltd., 348,338; Dell Pharmacy, 130,101; Design Prosthetic Appliance Co., 124,216; Dominion Hearing Aid Clinic, 131,807; Don Mills Hearing Aids, 165,792; Doncaster Home Health Care Centre, 2,594,191; Doncaster Medical, 179,083; Durham Medical (1983) Ltd., 195,503; Freeport Hospital, 228,716; Frontier Computing, 140,671; G. A. Ingram Co. (Canada) Ltd., 562,799; Hamilton Prosthetics and Orthotics of London, 168,747; Handicaps Mobile Supplies and Repair, 425,626; Harold K. Arnold Hearing Aids Ltd., 294,857; Hearing Aid Dispensary of Burlington, 149,840; Hearing Care Centre, 158,182; Hearing Clinic, 168,093; Hearing Institute Ltd., 358,331; Hitchon's Hearing Centre, 165,027; Hospital for Sick Children, 367,316; Hôtel Dieu Hospital, 163,974; House of Kraft Orthopaedic Institute Ltd., 234,051; Hugh MacMillan Rehabilitation Centre, 3,013,831; Hunt's Convalescent Equipment Ltd., 434,331; K and H Audiology Services, 132,720; Kawartha Orthopaedic Services, 260,491; Kingston General Hospital, 1,569,310; Kingston Oxygen and Medical Supply, 140,702; Kintech Orthopaedics Limited., 223,990; Lakeside Homecare Services Ltd., 403,578; Laurentian Hospital, 300,658; Leckie Hearing Services, 168,451; Lewis and Krall Pharmacy Ltd., 158,396; Limestone/Doncaster Home Health Care Centre, 145,442; London Audiology Consultants, 193,488; London Ear Clinic, 252,256; London Prosthetics Co. Ltd., 302,400; Mackhall Mobility Products Inc., 193,310; McIntyre Hearing Aid Service, 156,684; Medichair, Kitchener/Waterloo 177,061; Medigas, 2,260,047; Miloco, 170,696; Mississauga Hearing Aid Centre, 192,746; Gene Morell, 177,443; Motion Specialties, 1,801,543; Niagara Prosthetics and Orthotics, 412,499; North Bay Audiology Clinic Ltd., 174,153; Northern Mobility Inc., 139,376; Ontario Medical Supply, 180,625; Orthopaedic Appliance Research Ltd., 218,655; Orthopaedic Services, 231,598; Orthoproactive Consultants Inc., 207,921; Ottawa Carleton Hearing Aid Dispensary, 219,908; Oxy-Med 274,432; Professional Hearing Services, 396,324; Professional Mobility and Medical Supplies, 290,785; Professional Respiratory Home Care Service Corp., 412,236; Prosthetics/Orthotics Ltd., 302,024; Protechnique Orthopaedic Appliance Laboratory, 196,791; Regional Hearing Consultants Inc., 390,495; Rehabilitation Centre for Children Inc., 345,774; Respirecare Inc., 595,553; School of Optometry-Centre for Sight Enhancement, 124,921; Shopper's Drug Mart, 470,409; Shopper's Home Health Care Centre, 674,951; Sound Communication, 190,256; Sound Health Centers Inc., 139,382; Sound Hearing Inc., 184,856; Spectrum Orthopaedic Services Inc., 177,940; Stephen L. Grundy Co., 132,961; Sunnybrook Centre for Independant Living, 611,272; T. Eaton Co. Ltd., 461,055; Thanberst Hearing Aid Service, 143,746; Therapist's Choice Medical Supplies Inc., 1,009,811; Therapy Supplies and Rental Ltd., 1,591,502; Thunder Bay Orthopaedic Inc., 275,912; Toronto Orthopaedic Appliance Services., 293,772; Truppe Artificial Limb and Brace Ltd., 145,472; Truppe Health Care Products and Service Ltd., 227,703; Union Hearing Aid Centre Ltd., 309,940; W. Ross MacDonald School, 180,934;

MINISTRY OF HEALTH — Continued

Webb Ocular Prosthetics, 366,438; West Park Prosthetic Manufacturing Ltd., 501,596; Wilder Medical Supply Ltd., 169,683; Accounts under \$120,000—29,998,663.

The Canadian Diabetes Association Ontario Division (\$1,827,088).

Laboratory Proficiency Testing—costs and expenses (\$2,273,175):

Ontario Medical Association, 2,273,175.

Grants to Health and Long Term Care Facilities—Capital (\$39,626,000):

Substance Abuse Centres (\$159,386):

Accounts under \$120,000—159,386.

Community Health Centres (\$1,999,609):

Longlac, Longlac and District Community Health Centre, 151,073; Ottawa, Carlington Community Resource Centre, 144,125; Thunder Bay, Ogden East End Community Health Centre, 134,689; Toronto, Centre for Women's Health, 547,500; West Central Community Health Centre, 134,959; Tweed, Tweed and Area Community Health Centre, 633,011; West Lorne, West Elgin Community Health Centre, 153,235; Accounts under \$120,000—101,017.

Community Mental Health Centres (\$835,085):

East York, East York Mental Health Counselling, 153,277; London, Watch, 131,797; Toronto, St. Christopher's House, 250,000; Accounts under \$120,000—300,011.

General Hospitals (\$17,579,351):

Atikokan, Atikokan General Hospital, 133,589; Brantford, St. Joseph's Hospital, 148,630; Elliot Lake, St. Joseph's General Hospital, 120,833; Fergus, Groves Memorial Hospital, 592,374; Fort Erie, Douglas Memorial Hospital, 504,000; Guelph, Guelph General Hospital, 433,261; St. Joseph's Hospital, 491,186; Hagersville, West Haldimand General Hospital, 418,113; Hamilton, Hamilton Civic Hospital, 250,000; St. Peter's Hospital, 231,888; Kirkland Lake, Kirkland and District Hospital, 211,513; Lindsay, Ross Memorial Hospital, 272,708; London, Victoria Hospital, 292,656; Moosonee, James Bay General Hospital, 381,386; Newmarket, York County Hospital, 234,332; Oshawa, Oshawa General Hospital, 215,120; Ottawa, Ottawa Civic Hospital, 529,668; Riverside Hospital, 254,656; Pembroke, Pembroke Civic Hospital, 315,845; Perth, Great War Memorial Hospital, 200,000; Peterborough, St. Joseph's Hospital and Health Centre, 336,743; Port Hope, Port Hope and District Hospital, 419,423; Renfrew, Renfrew Victoria Hospital, 241,603; St. Catharines, Hôtel Dieu Hospital, 372,000; St. Catharines General Hospital, 199,594; Sarnia, Sarnia General Hospital, 400,000; Simcoe, Norfolk General Hospital, 268,810; Sudbury, Laurentian Hospital, 436,059; Timmins, Timmins District Hospital, 1,634,004; Toronto, Canadian Red Cross Society, 1,000,000; Doctors Hospital, 137,667; Hugh MacMillan Medical Centre, 129,644; Mount Sinai Hospital, 759,306; The Toronto Western Hospital, 1,676,069; Wellesley Hospital, 834,683; York Finch General Hospital, 349,035; Welland, Welland County General Hospital, 528,871; Willowdale, North York Branson Hospital, 311,522; Accounts under \$120,000—1,312,560.

District Health Councils (\$3,489,126):

Hamilton, Hamilton-Wentworth District Health, 462,650; Keewatin, Kenora District Health Council, 125,685; London, Thames Valley District Health Council, 162,500; Newmarket, York Region District Health Council, 120,000; Ottawa, Ottawa-Carleton Regional District Health Council, 1,354,245; Peterborough, Haliburton, Kawartha and Pine Ridge District Health Council, 142,500; Sarnia, Lambton County District Health Council, 187,055; Sudbury, Manitoulin Sudbury District Health Council, 135,922; Toronto, Metropolitan Toronto District Health Council, 521,700; Accounts under \$120,000—276,869.

Long Term Care—Community Homes (\$111,073):

Accounts under \$120,000—111,073.

Long Term Care—Charitable Homes (\$698,521):

North York, Villa Colombo, \$150,000; Ottawa, Maxville Manor, 466,538; Accounts under \$120,000—81,983.

MINISTRY OF HEALTH — Continued

Long Term Care—Elderly Person's Centres (\$1,135,000):

Collingwood, The Collingwood Leisure Time Club, 135,000; Ottawa, Centre de Jour Polyvalent des Aînés, 850,000; St. Thomas, St. Thomas Elderly Persons Centre, 150,000.

Long Term Care—Municipal Homes (\$11,299,091):

Beeton, Simcoe Manor, 438,803; Collingwood, Sunset Manor, 5,840,000; Kingston, Rideau Crest, 789,348; Nepean, Carleton Lodge, 400,000; Newmarket, Green Acres, 3,366,622; Welland, Sunset Haven, 150,000; Accounts under \$120,000—314,318.

Long Term Care—Nursing Homes (\$2,319,758):

Long Term Care—Occupational Health and Safety Projects, 2,319,758.

Grants to Compensate for Municipal Taxation—Psychiatric Hospitals (\$235,650).

Mental Health, Community-Based (\$105,756,010):

Barrie, Community Awareness Program, 673,141; Belleville, Belleville General Hospital, 185,521; Community Mental Health Program Hastings, 566,246; Quinte and Region Community Homes, 198,546; Youth Habilitation (Quinte) Inc., 228,286; Brampton, Friends and Advocates-Peel, 214,804; Peel Activities Rehabilitation, 799,812; Brantford, Alternatives Activity Centre, 423,718; Brantford General Hospital, 129,018; Ethnic Counselling Network, 175,447; Brockville, Brockville Friendship Centre Inc., 509,771; Leeds and Grenville Community Mental Health, 483,398; Leeds Grenville Phased Housing, 847,476; Tri-County Crisis Response Network, 137,649; Burlington, Joseph Brant Memorial Hospital, 155,369; Summit Halfway House Inc., 428,047;

Cambridge, Cambridge Active Self Help, 160,015; Cambridge Memorial Hospital, 165,141; Chatham, Community Mental Health Association, 1,383,686; Cochrane, Minto Counselling Centre, 636,794; Cornwall, Cornwall General Hospital, 168,440; Crescent Group Home, 510,156;

Downsview, Community Occupational Therapy Association, 3,353,989; Youth Clinical Service, 457,932; Dunnville, True Experience Housing, 164,527; True Experience Work Program, 149,319;

Etobicoke, Etobicoke Mental Health Centre, 585,853; Family Association for Mental Health, 190,733; Friends and Advocates Centre, 246,890;

Fonthill, Niagara Housing Program, 672,344; Fort Frances, Anishinabeg Community Counselling, 197,263; Canadian Mental Health Association Club House, 208,000; Sunset County Psychiatric Survivors, 147,887;

Geraldton, North of Superior Community Mental Health Program, 479,144; Guelph, Arbors Day Therapy, 2,718,747; Community Links Program, 586,859; Homes for Psychiatric Rehabilitation, 303,928;

Haliburton, Haliburton County Counselling Centre, 130,367; Hamilton, Community Social, Vocational and Rehabilitation Schizophrenia Inc., 1,344,451; Mental Health Promotion, 282,015; PEP (Regional Medical Association), 962,274; Wellington Psychiatric Outreach Program, 403,063;

Inglewood, Peace Ranch, 359,026;

Kapuskasing, Hearst/Kapuskasing/Smooth Rock Counselling Service, 1,054,729; Kenora, Kenora Community Support Program, 499,359; New Directions Counselling Centre, 230,648; Kingston, Community Activity Centre, 235,083; Kingston Community Crisis Centre, 417,059; Kingston Friendship Homes, Inc., 864,895; Kirkland Lake, Community Contact/Community Mental Health Association, 200,870; Timiskaming Mental Health Program, 711,282; Kitchener, Achievement in Motion, 173,164; Aftercare Service Co-Ordinator Program, 1,050,252; Kitchener-Waterloo Hospital, 259,607; Waterloo Regional Homes, 928,310;

Lindsay, Canadian Mental Health Association, 314,614; Survivors Psychiatric Advocacy Network, 142,895; London, Men's Mission and Rehabilitation Centre, 151,612; University Hospital, 180,069; Western Ontario Therapeutic Community Health Services, 2,225,454; Lucan, Crest Centre, 724,566;

MINISTRY OF HEALTH — Continued

Midland, Wendat Community Support Program, 332,689; Mississauga, Credit Valley Hospital, 267,305; Mississauga Hospital, 209,410;

Napanee, Lennox and Addington Community Mental Health Services, 417,863; Newmarket, Co-ordinating Advisory Committee, 211,163; New Directions Self Help Network, 632,080; York Region Mental Health Service, 301,162; York Support Services, 1,053,396; North Bay, Canadian Mental Health Association, 1,113,704; Community Mental Health Case Management Program, 297,901; North Bay Community, 277,802; North York, Friends and Advocacy Centre, 300,637; Seneca College of Applied Arts and Technology, 217,531;

Oakville, Halton Work Programme, 586,186; North Halton Mental Health Program, 508,887; Oakville Re-entry Homes, 264,557; Oakville-Trafalgar Memorial Hospital, 122,946; Oasis, 316,688; Oshawa, COPE Mental Health Program, 268,443; Oshawa General Hospital, 329,339; Social Rehabilitation-Hope Community Self Help, 1,614,168; Ottawa, Causeway Work Centre Phase II, 363,646; Children's Hospital of Eastern Ontario, 123,389; Community Progress, 337,038; Family Service Centre Social, 258,782; Hôpital Montfort, 146,248; Northern Ontario Francophone, 593,008; Ont Psychiatric Survivors' Alliance of Ottawa-Carleton, 135,472; Ottawa General Hospital, 296,228; Ottawa Salus Corporation, 1,133,663; Queensway-Carleton Hospital, 123,389; Regional Case Management Program for Ottawa-Carleton, 395,664; Owen Sound, Bruce Primary Counselling, 1,232,701; Union Place, 411,719;

Pembroke, Renfrew County and District Health Unit, 518,770; Peterborough, Community Mental Health Association, Peterborough, 468,186; Peterborough Civic Hospital, 264,228;

Richmond Hill, York Central Hospital, 169,415;

St. Catharines, Niagara Community Mental Health, 423,571; St. Thomas, Elgin Community Mental Health Support Services, 554,830; Sarnia, Lambton Community Mental Health-Adult Services, 931,971; Sault Ste. Marie, Algoma Community Psychiatric Case Management Program, 305,199; Canadian Mental Health Association-Club 90, 468,767; Scarborough, Mental Health Co-ordinating Group, 184,958; Simcoe, Abel Enterprises, 201,986; Adult Mental Services Haldimand, 773,956; Smiths Falls, Community Mental Health Service (Lanark), 606,725; Southampton, Bruce Shoreline Family, 337,415; Stratford, Perth County Branch Housing, 494,292; Strathroy, S.E.A.R.C.H Community Services, 228,506; Sudbury, Canadian Mental Health Association, 3-C Centre, 428,505; Sudbury General Hospital, 194,531;

Thornhill, The Chaitikvan Foundation, 340,593; Thunder Bay, Alpha Court Non-Profit Housing Corporation, 637,070; Canadian Mental Health Association-New Directions, 571,109; Dilico Ojibway Child and Family Service, 131,102; P.A.C.E. Thunder Bay Chapter, 127,090; Rehabilitation Action Program, 199,120; Wasayah Anishnabe Group Home, 304,159; Timmins, Community Mental health Association Housing Program, 749,312; Timmins and District Hospital, 156,744; Toronto, Adjustment into Society Inc., 275,824; Adult Mental Health Co-ordination, 162,694; Among Friends Centre, 169,980; Anglican Houses-Whitby, 420,287; Anglican Houses-Wilkinson Housing Program, 682,107; Applause Community Development Corporation, A-Way Express, 332,325; Baycrest Hospital, 275,702; Bayview Community Services, 476,787; Boundless Adventures, 252,995; Community Resources Consultants, 2,063,591; Community Housing Support Service, 361,309; Connect Housing, 525,233; Consumer/Survivor Development Initiative, 455,600; Depressive and Manic Depressive Association, 206,308; East North York Case Management Program, 389,214; East York Mental Health Co-ordination Program, 268,987; East York Mental Health Counsel Service Agency, 384,052; Eden Community House, 341,130; Etobicoke General Hospital, 208,059; Fresh Start, 217,633; George Brown College for Youth, 217,198; George Brown College Rehabilitation, 284,095; Gerstein Centre, 1,684,746; Getting in Touch, 148,320; Homeward Mental Health Project, 284,740; Hong Fook Mental Health Service, 578,008; Hospital for Sick Children, 197,854; Houselink Community Homes Inc., 1,299,351; Humber Memorial Hospital, 402,242; Incest Survivor Group, 247,456; Madison Avenue Residence, 1,124,323; Margaret Frazer House, 499,080; Mental Health Coordinating Group, 165,983; Mental Health Program Services, 1,083,049; Mental Health Ontario Community Development, 1,687,834; Mississauga Supportive Housing, 918,122; Mount Sinai Hospital, 121,057; New Dimensions in Community Living, 509,475; New Outlook-Central Toronto, 583,430; North York General Hospital, 422,649; On Our Own, 169,984; Ontario Association of Distress Centres, 201,656; Ontario Friends of Schizophrenics, 195,474; Opportunity for Advancement, 151,492; Parkdale Activity and Recreation, 794,131; Pilot Place Society, 288,703; Progress Place Club House, 1,675,210; Regeneration House, 750,128; St.

MINISTRY OF HEALTH — Continued

Christopher House, 273,111; St. Joseph's Health Centre, 183,101; St. Jude Homes for the Homeless, 163,491; Salvation Army Community Support Program, 659,245; Scarborough Centenary Hospital, 273,369; Scarborough General Hospital, 231,251; Scarborough Grace General Hospital, 246,079; Sistering, 631,847; Street Haven-Joubert House, 128,335; Street Health, 278,726; Supportive Housing Coalition, 296,919; Toronto-Sound Times, 202,555; Toronto East General Hospital, 344,395; Toronto Hospital Corporation, 149,513; Trinity Square Café, 295,849; West Humber Homes, 1,913,774; Women's College Hospital, 260,388; Women's Counselling Referral, 320,228; Woodgreen Community Centre, 124,918; 416 Drop-in Centre, 367,394;

Vanier, Hébergement Renaissance Inc., 404,257;

Welland, Gateway Residence of Niagara, 263,759; Oak Centre, 299,522; Weston, Etobicoke Mental Health, 343,810; Whitby, Colborne Residential Service, 1,092,924; Wiarton, Bruce Peninsula Co-op Residence, 356,760; Windsor, Programmed Activity for Therapy and Health, 336,984; Rehabilitation, Residential and Support Services, 2,043,738; Western Hospital Centre (I.O.D.E. Unit), 154,178; Woodstock, Wilson House, 245,289;

Accounts under \$120,000—8,258,220.

Mental Health, Institution-Based (\$35,237,860):

Alliston, Stevenson Memorial Hospital, 350,037; Atikokan, Atikokan General Hospital, 221,333; Barrie, Royal Victoria Hospital, 614,786; Belleville, Belleville General Hospital, 609,798; Bracebridge, Community Mental Health Services, 1,231,196; Native Mental Health Services, 127,225; Brampton, Peel Memorial Hospital, 735,641; Brantford, Brantford Psychiatric Day Therapy, 426,067; Burlington, Joseph Brant Memorial Hospital, 521,501; Cambridge, Cambridge Memorial Hospital, 454,137; Campbellford, Campbellford Memorial Hospital, 227,531; Chatham, Public General Hospital, 711,074; Cobourg, Cobourg District General Hospital, 491,438; Collingwood, General and Marine Hospital, 547,756; Cornwall, Cornwall General Hospital, 1,074,660; Dryden, Dryden District General Hospital, 366,430; Fort Frances, Riverside Health Care Facilities Inc., 672,404; Goderich, Alexandra Marine and General Hospital, 755,277; Hamilton, St. Joseph's Hospital, 1,230,277; Hawkesbury, Hawkesbury and District General Hospital, 813,381; Kenora, Lake-of-the-Woods Hospital, 776,453; Kitchener, Kitchener-Waterloo Hospital, 632,729; Leamington, Leamington District Memorial Hospital, 212,990; Lindsay, Ross Memorial Hospital, 740,196; London, University Hospital, 501,211; Victoria Hospital, 611,165; Mississauga, Mississauga Hospital, 976,666; Moosonee, James Bay General Hospital, 428,181; Niagara Falls, Greater Niagara General Hospital, 193,901; Oakville, Oakville-Trafalgar Memorial Hospital, 345,421; Orillia, Orillia Soldiers' Memorial Hospital, 475,685; Oshawa, Oshawa General Hospital, 728,183; Ottawa, Hôpital Montfort, 394,498; Ottawa General Hospital, 855,192; Royal Ottawa (Psychiatric) Hospital, 155,516; Pembroke, Pembroke General Hospital, 390,336; Peterborough, Peterborough Civic Hospital, 624,607; Red Lake, Margaret Cochenour Memorial Hospital, 247,521; Renfrew, Renfrew Victoria Hospital, 209,785; Richmond Hill, York Central Hospital, 331,847; St. Catharines, St. Catharines General Hospital, 214,726; Sarnia, Sarnia General Hospital, 216,043; Sault Ste. Marie, Plummer Memorial Public Hospital, 1,111,842; Scarborough, Mobile Crisis Program, Scarborough Centenary Hospital, 254,624; Scarborough General Hospital, 396,823; Scarborough Grace Hospital, 576,961; Sioux Lookout, Sioux Lookout General Hospital, 230,800; Stratford, Stratford General Hospital, 519,756; Sturgeon Falls, West Nipissing General Hospital, 343,146; Sudbury, Sudbury Algoma Hospital, 1,739,586; Sudbury General Hospital, 1,589,928; Thunder Bay, McKellar General Hospital, 242,797; Timmins, Timmins and District Hospital, 297,736; Toronto, Baycrest Hospital, 158,844; Clarke Institute of Psychiatry, 228,708; Etobicoke General Hospital, 208,571; Humber Memorial Hospital, 153,682; St. Joseph's Health Centre, 263,329; Sunnybrook Medical Centre, 411,488; Toronto East General Hospital, 1,119,267; Toronto Hospital Corporation, 1,295,332; West Park Hospital, 231,495; Women's College Hospital, 415,541; Wallaceburg, Sydenham District Hospital, 143,999; Windsor, Western Hospital Centre (I.O.D.E. Unit), 655,451; Accounts under \$120,000—203,353;

Ontario Mental Health Foundation (\$492,937).

Health Promotion Program (\$18,314,412):

Black Creek Focus Community Coalition, 276,850; Brant County Health Unit, 150,667; Brant Haldimand-Norfolk Heart Health, 502,759; Canadian Cancer Society, 141,248; Canadian Council of Smoking and Health, 171,015; Council for a Tobacco Free Ontario, 355,900; First Nation Council, 165,950; Heart and Stroke Foundation of Ontario, 129,000; Homewood Health Services, 351,030; Human Services Planning Council, 312,343; Laurentian

MINISTRY OF HEALTH — Continued

University, 257,555; Metroplitan Toronto, Municipality of, 183,609; North Algoma Health Organization, 365,494; North Bay Focus Community Coalition, 138,200; Ontario Dietetic Association Public Service Foundation, 124,020; Ontario Prevention Clearing House, 2,270,230; Ontario Public Health Association, 519,065; Ottawa-Carleton, Regional Municipality of, 520,409; Parkdale Focus Community Coalition, 176,150; Regent Park Focus Community Coalition, 161,150; Sault Ste. Marie Focus Community, 198,225; Smoking and Health Action Foundation, 411,558; University of Toronto, 629,261; University of Waterloo, 141,079; Vanier Focus Community, 136,296; Windsor Anti-drug Focus Community Coalition, 123,950; York Region Public Health Department, 252,457; Accounts under \$120,000—9,148,942.

Underserviced Area Plan (\$14,736,060):

B. Abounassar, 195,923; Canadian National Institute for the Blind, 134,255; Geraldton District Hospital, 142,540; A. N. Johnson, 121,662; Lady Dunn General Hospital, 262,121; Leamington District Memorial Hospital, 128,129; McKellar General Hospital, 138,080; Nipigon District Memorial Hospital, 156,964; Ontario Medical Association, 1,000,000; I. Park, 120,897; Parry Sound District General Hospital, 255,111; Rutherford and George Island, Township of, 196,180; J.D. Taylor, 172,801; University of Western Ontario, 929,985; J.E.H. Von Herbing, 163,193; Wright Clinic, 121,970; Accounts under \$120,000—10,496,249.

Northern Travel Program (\$8,465,041).

Independent Health Facilities (\$7,957,580).

Community Health Centres (\$75,401,012):

Aboriginal Wellness Program, 373,000; Access Alliance, 1,522,639; Anishnawbe Health Toronto, 1,443,712; Association of Ontario Health Centres, 426,336; Barrie Community Health Centre, 1,118,706; Bernard Bethel Centre, 291,155; Better Beginnings, Better Futures, 1,200,000; Black Creek Community Health Centre, 1,378,512; Carlington Community, 1,561,327; Centre de Counselling Familial de Timmins, 200,000; Centre Médico, 1,517,402; Centre de Santé Communautaire de l'Estrie, 1,871,668; Centre de Santé Communautaire de Sudbury, 946,478; Centretown Community Health Centre, 3,091,024; Davenport Perth Neighbourhood Centre, 1,405,921; East End Health Services, 1,564,281; East Parry Sound, 580,851; Flemingdon Health Centre, 2,479,337; Four Villages Community Health Centre, 1,181,750; Guelph Community Health Centre, 1,130,032; The Health Station Community Health Centre, 311,526; Lamp Health Services, 1,722,723; Lawrence Heights Medical Centre, 2,480,470; London Intercommunity, 1,357,840; Longlac Community Health Centre, 926,876; Mary Berglund Family Clinic, 1,062,622; Merrickville District Community Health Centre, 716,482; Misiway Eniniwuk Community Health Centre, 871,219; North Hamilton Community Health Centre, 2,072,883; North Kingston Community Health Centre, 1,448,395; North Lambton Community Health Centre, 389,132; North Lanark Community Health Centre, 757,583; Ogden East-End Community Health Centre, 698,581; Parkdale Community Health Centre, 1,777,801; Pinecrest-Queensway Community Health Centre, 1,579,386; Planned Parenthood of Toronto, 1,059,175; Portland District Community Health Centre, 734,297; Regent Park Community Health Centre, 2,410,155; Rexdale Community Health Centre, 972,087; Sandwich Community Health Centre, 1,450,821; Sandy Hill Community Health Centre, 4,039,186; Somerset West Health Centre, 2,633,495; South-East Ottawa Resources Centre, 1,821,426; South Oshawa Community Health Centre, 1,078,188; South Riverdale Community Health Centre, 2,386,745; Stonegate Community Association, 1,158,610; Teen Health Centre, 1,127,057; Tweed and District Community Health Centre, 1,034,427; West Central Community Health Centre, 1,925,882; West Central Youth Program, 966,477; West Elgin Community Health Centre, 931,134; West Hill Community Health Centre, 642,903; Womens Health in Women's Hands, 2,209,544; Woolwich Community Health Centre, 1,256,049; York Community Services Centre, 1,754,277; Accounts under \$120,000—351,427.

Midwifery Services (\$7,689,899):

Lebel Midwifery Care Organization of Ontario, 7,689,899.

Northern Diabetes Health Network (4,762,500):

Northern Health Canadian Diabetes Association, 4,762,500.

Alcohol and Drug Dependency (\$75,232,371):

Aurora, Addiction Services for York Region, 641,544; Barrie, Royal Victoria Hospital, 806,209; Simcoe Outreach

MINISTRY OF HEALTH — Continued

Services, 595,401; Belleville, Addictions Training Assessment, 272,063; Blind River, Anishnabe Naadmaagi Gamig, 280,157; Bracebridge, Addiction Outreach for Muskoka, 359,116; Brampton, Peel Addiction Referral Centre Inc., 455,695; Peel Memorial Hospital, 860,108; Brantford, Addiction Assessment Services of Brant, 392,072; Brant Alcove Rehabilitation Services Inc., 210,084; Brockville, Brockville General Hospital, 346,542; Burlington, Halton Alcohol and Drug Addiction, 740,261; Carleton Place, Carleton Place Alwood Recreation, 583,167; Chatham, Kent City Alcohol Day Care, 457,773; Clinton, Huron Addiction Assessment Referral Centre, 238,900; Cornwall, Cornwall General Hospital, 584,408; Eastern Ontario Addictions Program, 320,267; Dryden, Dryden District General Hospital, 128,082; Elliot Lake, Addiction Counselling for Family Unit, 262,700; St. Joseph's General Hospital, 1,657,495; Geraldton, North of Superior Assessment Referral Program, 289,224; Guelph, Community Alcohol and Drug Services, 1,068,913; Stonehenge Therapeutic Community, 746,389; Hamilton, Alcohol and Drug Assessment Services, 474,497; Alternatives for Youth, 351,622; Hamilton Civic Hospitals, 787,196; St. Joseph's Hospital, 598,907; Hearst, La Maison Renaissance Inc., 668,737; Kapuskasing, North Cochrane Addiction Service Centre, 628,769; Kenora, Kenora Assembly of Resources Youth Addiction Healing Centre, 398,123; Lake-of-the-Woods Hospital, 994,819; Sacred Circle-People Spirit, 352,360; Sacred Circle-Youth Addiction Program, 212,100; Kingston, Alcohol Referral Centre, 365,552; Hôtel Dieu Hospital, 718,870; Options for Change, 278,898; Kirkland Lake, Harmony House Inc., 365,571; Timiskaming Alcohol Assessment Program, 186,963; Kitchener, Alcontrol Homes, 367,451; Kitchener-Waterloo Hospital, 666,008; St. Mary's General Hospital, 319,601; London, Drug and Alcohol Registry of Treatment, 1,095,306; St. Joseph's Health Centre, 653,074; Thames Valley Addiction Assessment Referral Centre, 336,021; Milton, Hope Place Women's Treatment Centre, 565,091; Muskrat Dam, Revered Tommy Beardy Memorial, 327,240; Napanee, Lennox and Addington Addiction Service, 310,874; North Bay, Nipissing Detox Centre, 707,132; Nipissing District Drug Alcohol, 368,166; St. Joseph's Centre Alcohol, 1,522,065; Opasatika, Maison Arc-en-Ciel, 500,794; Oshawa, Oshawa General Hospital, 772,149; Ottawa, Addiction Assessment Service of Ottawa-Carleton, 467,992; Amethyst Women's Addictions Centre, 513,578; Centretown Community Health, 325,017; Elisabeth Bruyère Health Centre, 899,616; Rideauwood Institute, 732,894; Royal Ottawa Psychiatric Hospital, 992,612; Youth Drug and Alcohol Treatment Centre, 385,623; Owen Sound, Alcohol Assessment and Referral, 731,673; G and B House, 137,055; Grey Bruce Regional Health Centre, 1,111,061; Pembroke, Alcohol and Drug Assessment, 269,986; Peterborough, Fourcast Incorporated Substance Abuse, 459,883; Port Colborne, Port Colborne General Hospital, 1,298,290; Red Lake, Alcohol Counselling Service, 141,310; Renfrew, Pathways Alcohol and Drug Counselling Service, 229,873; St. Catharines, Alcohol and Drug Treatment Centre Niagara, 350,773; Hôtel Dieu Hospital, 1,255,055; Niagara Alcohol and Drug Assessment Service, 507,144; Sarnia, Sarnia General Hospital, 489,372; Sault Ste. Marie, Alternatives for Youth, 286,072; Breton House, 298,400; Plummer Memorial Public Hospital, 956,999; Sault Ste. Marie Community Alcohol and Drug Assessment Program, 339,062; Simcoe, Addiction Assessment, 465,515; Norfolk General Hospital, 692,639; Sioux Lookout, Sioux Lookout General Hospital, 429,493; Smiths Falls, Tri-County Addictions, 314,400; Smooth Rock Falls, Smooth Rock Falls Hospital, 712,300; Stratford, Perth Addiction Centre Inc., 357,893; Sturgeon Falls, West Nipissing General Hospital, 159,363; Sudbury, Northern Residential Treatment Program, 488,084; Robins Hill Aftercare Service Inc., 162,940; Sudbury, Sudbury Addiction Treatment Program, 273,076; Sudbury Algoma Hospital, 2,318,692; Thamesville, Westover Treatment Centre, 1,089,030; Thunder Bay, St. Joseph's General Hospital, 2,502,750; Weendahmagen Alcohol/Drug Abuse Treatment Centre, 357,613; Timmins, Jubilee Centre, 583,423; South Cochrane Addiction Service, 354,064; Toronto, Aboriginal Alcohol and Drug Worker Program, 691,241; Addiction Research Foundation, 1,377,120; African Canadian Substance Abuse Prevention, 254,178; Community Addictions Outreach Program, 519,216; Community Older Persons Alcohol Program, 290,572; Doctors Hospital, 881,367; Donwood Institute, 865,936; Hospital for Sick Children, 264,000; Humber Memorial Hospital, 462,861; Jean Tweed Treatment Centre, 1,251,194; Detoxification Centres, 1,588,294; Parkdale Community Health Centre, 599,185; Renascent Fellowship, 2,158,767; St. Joseph's Health Centre, 787,394; St. Michael's Hospital, 681,696; St. Vincent de Paul Ozanam, 144,297; Streethaven-Addictions Case Management, 268,557; Toronto East General Hospital, 1,009,594; Toronto Hospital Corporation, 798,285; Y.M.C.A. of Metropolitan Toronto Youth Substance Abuse, 520,820; Youth Substance Abuse Program, 259,282; 416 Addiction Case Management Program, 240,501; Vanier, Maison Fraternite, 1,125,505; Weston, Caritas Project, 325,719; Williamstown, Mount Carmel House Treatment Centre, 453,979; Willowdale, Canadian Foundation on Compulsive Gambling, 219,250; Windsor, Brentwood Recovery Home, 815,085; House of Sophrosyne, 427,396; Western Hospital Centre (I.O.D.E. Unit), 1,130,638; Woodbridge, The Vitanova Foundation, 321,397; Woodstock, Maplewood Counselling (Woodstock) Inc., 191,172; Accounts under \$120,000—1,676,732.

MINISTRY OF HEALTH — Continued

Official Local Health Agencies (\$188,338,327):

Belleville, Hastings and Prince Edward, 3,388,916; Bracebridge, Muskoka-Parry Sound Health Unit, 2,616,071; Brampton, Peel Regional Health Unit, 10,922,680; Brantford, Brant County District Health Unit, 3,112,104; Brockville, Leeds, Grenville and Lanark, 3,362,913; Chatham, Kent-Chatham Health Unit, 2,290,346; Clinton, Huron County Health Unit, 1,499,730; Cobourg, Haliburton, Kawartha, Pine Ridge District Health Unit, 3,940,522; Cornwall, Eastern Ontario Health Unit, 3,716,668; Etobicoke, City of Etobicoke Health Unit, 3,281,019; Fergus, Wellington-Dufferin-Guelph Health Unit, 3,719,813; Hamilton, Hamilton-Wentworth Health Unit, 10,044,781; Kenora, Northwestern Health Unit, 3,492,406; Kingston, Kingston, Frontenac and Lennox Health Unit, 4,004,490; Kirkland Lake, Timiskaming Health Unit, 1,534,373; Kitchener, Waterloo Regional Health Unit, 6,512,778; London, Middlesex-London Health Unit, 7,254,381; Midhurst, Simcoe County Health Unit, 6,527,883; Newmarket, York Regional Health Unit, 7,139,212; North Bay, North Bay and District Health Unit, 2,678,122; Oakville, Halton Regional Health Unit, 4,797,983; Oshawa, Durham Regional Health Unit, 6,018,157; Ottawa, Ottawa-Carleton Regional Health Unit, 13,028,101; Owen Sound, Bruce-Grey Owen Sound Health Unit, 3,118,391; Pembroke, Renfrew County Health Unit, 2,752,535; Peterborough, Peterborough County Health Unit, 2,276,559; St. Catharines, Niagara Region Health Unit, 6,079,817; St. Thomas, Elgin-St. Thomas Health Unit, 2,228,847; Sarnia, Lambton Health Unit, 2,355,633; Sault Ste. Marie, Algoma Health Unit, 2,938,721; Scarborough, City of Scarborough Health Unit, 4,487,130; Simcoe, Haldimand-Norfolk Health Unit, 2,246,241; Stratford, Perth District Health Unit, 1,648,071; Sudbury, Sudbury and District Health Unit, 5,117,780; Thunder Bay, Thunder Bay District Health Unit, 3,721,553; Timmins, Porcupine Health Unit, 3,323,708; Toronto, Borough of East York Health Unit, 2,175,366; Toronto City Health Department, 12,671,958; Willowdale, North York Health Department, 6,828,113; Windsor, Metro Windsor Essex Health Unit, 5,678,596; Woodstock, Oxford County Health Unit, 1,960,203; York, City of York Health Department, 1,845,656.

Family Planning (\$19,121,631):

Belleville, Hastings and Prince Edward, 425,128; Bracebridge, Muskoka-Parry Sound Health Unit, 235,956; Brampton, Peel Regional Health Unit, 1,251,049; Brantford, Brant County District Health Unit, 355,603; Brockville, Leeds Grenville and Lanark Health Unit, 341,573; Chatham, Kent-Chatham Health Unit, 211,690; Cobourg, Haliburton, Kawartha, Pine Health Unit 247,813; Cornwall, Eastern Ontario Health Unit, 403,694; Etobicoke, City of Etobicoke Health Unit, 370,186; Fergus, Wellington-Dufferin-Guelph Health Unit, 435,726; Hamilton, Hamilton-Wentworth Health Unit, 734,985; Kenora, Northwestern Health Unit, 288,560; Kingston, Kingston Frontenac and Lennox Health Unit, 295,673; Kirkland Lake, Timiskaming Health Unit, 147,778; Kitchener, Waterloo Region Health Unit, 569,380; London, Middlesex-London Health Unit, 482,169; Midhurst, Simcoe County Health Unit, 528,187; Newmarket, York Regional Health Unit, 664,852; North Bay, North Bay and District Health Unit, 335,279; Oakville, Halton Regional Health Unit, 275,682; Oshawa, Durham Regional Health Unit, 500,152; Ottawa, Ottawa-Carleton Regional Health Unit, 888,795; Owen Sound, Bruce-Grey Owen Sound Health Unit, 247,720; Peterborough, Peterborough County Health Unit, 317,300; St. Catharines, Niagara Region Health Unit, 669,776; St. Thomas, Elgin-St. Thomas Health Unit, 145,610; Sarnia, Lambton Health Unit, 308,879; Sault Ste. Marie, Algoma Health Unit, 364,368; Scarborough, City of Scarborough Health, 776,359; Simcoe, Haldimand-Norfolk Health Unit, 216,972; Stratford, Perth District Health Unit, 156,741; Sudbury, Sudbury and District Health Unit, 481,745; Thunder Bay, Thunder Bay District Health Unit, 499,451; Timmins, Porcupine Health Unit, 334,911; Toronto, Borough of East York Health Unit, 517,243; City of York Health Department, 290,514; Toronto City Health Department, 2,042,359; Willowdale, North York Health Department, 775,086; Windsor, Metropolitan Windsor-Essex Health Unit, 589,824; Woodstock, Oxford County Health Unit, 197,005; Accounts under \$120,000—199,858.

Speech Pathology and Audiology Programs (\$3,711,471):

Bracebridge, 251,238; Kenora, Northwestern Health Unit, 286,126; Kingston, Kingston Frontenac Lennox and Addington Health Unit, 173,765; Kirkland Lake, Timiskaming Health Unit, 182,572; North York, The Aphasia Centre, 484,695; Sault Ste. Marie, Algoma, 185,747; Thunder Bay, Thunder Bay District Health Unit, 322,634; Timmins, Porcupine Health, 226,210; Toronto, Canadian Hearing Society, 626,326; Speech Foundation of Ontario, 551,957; Accounts under \$120,000—420,201.

Outbreaks of Disease—costs and expenses (\$30,028,665):

Government Pharmacy Account, 29,448,644; Accounts under \$120,000—580,021.

AIDS Prevention and Control (\$19,424,475):

MINISTRY OF HEALTH — Continued

Belleville, Hastings and Prince Edward, 157,270; Brampton, Peel Regional Health Unit, 548,310; Brantford, Brant County District Health Unit, 126,236; Brockville, Leeds Grenville and Lanark Health Unit, 126,481; Chatham, Kent-Chatham Health Unit, 164,430; Etobicoke, City of Etobicoke Health Unit, 202,075; Fergus, Wellington-Dufferin-Guelph, 130,666; Guelph, AIDS Committee of Guelph and Wellington, 158,222; Hamilton, Hamilton AIDS Network for Dialogue and Support, 314,609; Hamilton-Wentworth Regional Department of Public Health Services, 388,034; Kingston, Kingston AIDS Project, 169,911; Kingston, Frontenac, Lennox and Addington Health Unit, 263,492; Kitchener, AIDS Committee Cambridge, Kitchener, Waterloo, 170,456; Waterloo Regional Health Unit, 539,632; London, AIDS Committee of London, 427,792; Middlesex-London Health Unit, 226,069; Midhurst, Simcoe County District Health Unit, 181,735; Newmarket, York Regional Health Department, 358,409; North Bay, AIDS Committee of North Bay and Area, 137,880; North Bay and District, 127,325; Oakville, Halton Regional Health Department, 220,446; Oshawa, Durham Region, 187,195; Ottawa, AIDS Committee of Ottawa, 439,443; Ottawa-Carleton Health Department, 735,873; Ottawa General Hospital, 200,000; Owen Sound, Bruce-Grey-Owen Sound Health Unit, 164,166; Peterborough, Peterborough AIDS Resource Network, 165,356; Peterborough County, 123,929; St. Catharines, AIDS Committee of Niagara, 174,805; Niagara Regional Health Unit, 422,249; Scarborough, City of Scarborough Health Unit, 196,568; Sudbury, AIDS Committee of Sudbury, 349,495; Sudbury and District Health Unit, 346,487; Thunder Bay, AIDS Committee of Thunder Bay, 309,185; Thunder Bay District Health Unit, 177,084; Toronto, Act Deaf Outreach, 164,504; Addiction Research Foundation, 329,201; AIDS Committee of Toronto, 445,833; AIDS Community Based (Miscellaneous), 539,049; Black Coalition of AIDS Prevention, 225,910; Borough of East York, 139,555; Casey House Hospice Inc., 191,908; Committee AIDS Treatment Information Exchange, 136,062; Fife House Foundation Inc., 216,165; Hassle Free Clinic, 158,537; Hemophilia Ontario, 304,186; Maggie's Community Service Project, 147,718; The Teresa Group, 128,489; Toronto City Health Department, 1,621,235; Toronto People with AIDS Foundation, 361,301; Wellesley Hospital, 670,000; Willowdale, City of North York Health Unit, 466,121; Windsor, AIDS Committee of Windsor, 259,753; Metropolitan Windsor Essex, 338,679; Accounts under \$120,000—3,448,954.

Tuberculosis Prevention—costs and expenses (\$1,466,202):

Government Pharmacy Account, 1,370,915; Accounts under \$120,000—95,287.

Venereal Disease Control (\$158,810):

Government Pharmacy Account, 152,650; Accounts under \$120,000—6,160.

Association of Local Official Health Agencies (\$216,861).

Ontario Council on community Health Accreditation (\$70,680).

Ontario Public Health Association (\$55,000).

Miscellaneous Grants (\$1,000).

Payments to Ambulance Service Local Governments (\$37,344,782):

Dubreuilville, Dubreuilville Volunteer Ambulance, 130,855; Nakina, Nakina Volunteer Ambulance Service, 124,810; Noelville, Noelville Ambulance Service, 215,717; Sioux Narrows, Township of Sioux Narrows, 120,514; South River, South River Ambulance Service, 278,855; Temagami, Temagami Ambulance Service, 231,853; Timmins, Corporation of the City of Timmins, 621,871; Tobermory, St. Edmunds Volunteer Ambulance Service, 125,716; Toronto, Municipality of Metropolitan Toronto Ambulance, 34,337,423; Ontario Council of the Order of St. John, 352,036; Wasaga Beach, Wasaga Beach, Town of, 520,801; White River, White River Ambulance, 172,174; Accounts under \$120,000—112,157;

Payments for Ambulance and Related Emergency Services (\$174,503,386):

Public Hospitals and Private Operators (\$153,152,184):

Ajax, Ajax and Pickering General Hospital, 1,840,295; Alexandria, Alexandria and District Ambulance, 350,475; Alfred, Alfred and District Ambulance Service, 262,540; Alliston, Stevenson Memorial Hospital, 659,971; Almonte, Almonte General Hospital, 374,718; Amherstburg, Amherstburg, Anderson Ambulance Service, 366,171; Ancaster, Town of Ancaster Ambulance Service, 422,970; Atikokan, Atikokan General Hospital, 256,185; Bancroft, 674109 Ontario Inc., 559,272; Barrie, Royal Victoria Hospital, 3,164,369; Barry's Bay,

MINISTRY OF HEALTH — Continued

St. Francis Memorial Hospital, 472,184; Beaverton, Beaverton Ambulance Service, 2,714,800; Belleville, Belleville General Hospital, 407,614; City Ambulance of Quinte Limited, 1,867,283; Lasalle Ambulance Service, 456,350; Blind River, St. Joseph's Health Centre, 390,624; Bobcaygeon, Bobcaygeon Ambulance Service, 486,872; Bolton, Bolton and District Ambulance, 284,361; Bracebridge, Muskoka Ambulance Service, 1,499,669; Bradford, Lewis Ambulance Service, 481,922; Brampton, Peel Memorial Hospital, 201,309; Brantford, Brant County Ambulance, 2,188,211; Brigden, Parkway Ambulance Service, 218,151; S. B. Brigden and District Ambulance Ltd., 260,302; Brockville, Brockville General Hospital, 699,470; Burlington, Joseph Brant Memorial Hospital, 247,728; Cambridge, Cambridge Memorial Hospital, 1,397,000; Campbellford, Campbellford Memorial Hospital, 839,652; Carleton Place, Carleton Place/Richmond Ambulance Service, 738,186; Chapleau, Chapleau General Hospital, 193,562; Chatham, Chatham and District Ambulance, 2,265,483; Cobourg, Lakeshore Emergency Service, 1,298,050; Cochrane, Lady Minto Hospital, 314,807; Colborne, Rutherford's Ambulance Service, 242,857; Collingwood, McKechnie Ambulance Service, 941,950; Dashwood, Hoffman's Ambulance Service, 443,435; Deep River, Deep River Hospital, 248,378; Delhi, Murphy Ambulance Service, 279,387; Dryden, Dryden District General Hospital, 374,156; Dunnville, Haldimand War Memorial Hospital, 346,283; Elliot Lake, Elliot Lake Ambulance Services, 574,076; Englehart, Englehart and District Hospital, 259,766; Espanola, Espanola Ambulance Service, 534,340; Forest, Forest District Ambulance Service, 515,307; Fort Frances, Riverside Health Care Facilities Inc., 1,076,503; Gananoque, Gananoque Provincial Service, 464,835; Georgetown, Georgetown Volunteer Ambulance, 268,989; Geraldton, Geraldton Emergency Services, 248,922; Glencoe, Lambton Middlesex/Glencoe, 668,496; Goderich, Alexandra Marine and General Hospital, 595,352; Gorebay, Gorebay, Municipality of Town of, 350,000; Grimsby, West Lincoln Ambulance Service, 624,463; Guelph, Royal City Ambulance, 1,852,691; Hagersville, West Haldimand General Hospital, 577,443; Haileybury, Buffam Ambulance Service, 612,747; Hamilton, Chedoke-McMaster Hospital, 515,525; Fleetwood Ambulance Service, 2,751,725; Hamilton Civic Hospital, 755,820; Hamilton Wentworth District Health Centre, 145,887; Superior Ambulance Service, 3,868,521; Superior Ambulance Service, 143,484; 501781 Ontario Ltd., 139,728; Hanover, Hanover and District Hospital, 476,010; Harrow, Harrow Ambulance Service Ltd., 416,748; Hawkesbury, Noel Ambulance Service, 796,104; Hearst, Notre Dame Hospital, 351,019; Hornepayne, Hornepayne Community Hospital, 183,939; Huntsville, Huntsville District Memorial Hospital, 1,047,311; Ignace, Mary Berglund Community Health Centre, 378,675; Iroquois Falls, Anson General Hospital, 763,293; Kanata, Arnprior and Kanata Ambulance, 1,042,698; Kapuskasing, Sensenbrenner Hospital, 391,831; Kenora, Lake-of-the-Woods Hospital, 1,137,351; Kingston, Hôtel Dieu Hospital, 3,247,241; Kingston, Frontenac, Lennox and Addington, 170,409; Kirkland Lake, Kirkland Lake and District Hospital, 571,795; Kitchener, Kitchener-Waterloo Regional Ambulance (1987), 2,557,053; Langton, Verhoeve Ambulance Service, 195,993; Leamington, Sun Parlour Ambulance Service, 120,903; Sun Parlour Emergency Service Inc., 2,483,650; Lindsay, Lindsay and District Ambulance, 1,704,004; Listowel, Listowel Memorial Hospital, 357,173; Little Current, Manitoulin Ambulance Service, 1,194,861; London, Thames Valley Ambulance Service, 3,697,974; Thames Valley Medic-Aid Ltd., 125,006; Victoria Hospital, 310,140; Lucan, Lucan Ambulance Service Limited, 236,235; Lyndhurst, North Leeds Ambulance Service, 343,926; Mactier, Jordan's Ambulance Service, 218,625; Manitouwadge, Manitouwadge General Hospital, 295,412; Marathon, Wilson Memorial General Hospital, 316,406; Markdale, Centre Grey General Hospital, 377,246; Matheson, Bingham Memorial Hospital, 187,462; Meaford, Meaford General Hospital, 470,492; Midland, Midland and District Ambulance, 920,183; Millgrove, Danver Ambulance Service Inc., 1,009,650; Moosonee, James Bay General Hospital, 1,132,059; Mount Forest, Mount Forest Ambulance Service Ltd., 667,559; Newmarket, York County Hospital, 1,190,231; Niagara Falls, Greater Niagara General Hospital, 220,830; Niagara-on-the-Lake, Niagara-on-the-Lake General Hospital, 377,119; Nipigon, Nipigon District Memorial Hospital, 3,315,251; Nobleton, Nobleton Ambulance Association, 427,209; North Bay, North Bay Civic Hospital, 2,917,815; Northbrook, Northbrook Area Volunteer Ambulance Service, 124,432; Oakville, District of Halton and Mississauga, 6,584,124; District of Halton and Mississauga Ambulance, 156,707; Orangeville, Dufferin-Caledon Health Care Corporation, 1,316,172; Oshawa, Oshawa General Hospital, 167,395; Ottawa, Elisabeth Bruyère Health Centre, 1,827,394; Ottawa Civic Hospital, 308,080; Ottawa General Hospital, 857,269; Owen Sound, Grey Bruce District Health Council, 168,279; Grey Bruce Regional Health Centre, 132,492; Owen Sound Emergency, 2,204,792; Palmerston, Palmerston General Hospital, 509,568; Parham, Parham Ambulance Service Inc., 295,231; Parkhill, North Middlesex Ambulance Ltd., 253,180; Parry Sound, Parry Sound General Hospital, 1,330,196; Pembroke, Pembroke General Hospital, 1,307,978; Pembroke (Petawawa), Upper Ottawa Valley Ambulance, 341,229; Perth, Great War Memorial Hospital, 627,807; Peterborough, Peterborough Civic Hospital, 2,088,280; Petrolia, Petrolia

MINISTRY OF HEALTH — Continued

and District Ambulance Service, 361,500; Port Colborne, Port Colborne Ambulance Service, 813,789; Port Rowan, Medical Centre Management Board Ambulance, 210,239; Prescott, Osgoode and District Ambulance Service, 398,056; St. Lawrence and District Ambulance, 4,696,095; Red Lake, Margaret Cochenour Memorial Hospital, 412,927; Rockland, Rockland and Orleans Ambulance Service, 1,247,869; Rodney, Rodney Ambulance Service Limited, 487,974; St. Catharines, Hôtel Dieu Hospital, 2,139,502; St. Mary's, St. Mary's Memorial Hospital, 278,194; St. Thomas, St. Thomas Elgin General Hospital, 1,054,988; Sarnia, Sarnia General Hospital, 1,225,579; Sault Ste. Marie, Plummer Memorial Public Hospital, 2,265,359; Schreiber, North Shore Ambulance Service, 156,462; Seaforth, Seaforth and Clinton Ambulance Service Ltd., 601,046; Simcoe, Green's Ambulance Service, 1,282,801; Sioux Lookout, Sioux Lookout General Hospital, 497,967; Smithville, Book Ambulance Ltd., 289,654; Smooth Rock Falls, Smooth Rock Falls Hospital, 132,894; Stratford, Stratford Ambulance Service, 435,326; Stratford General Hospital, 522,530; Strathroy, Denning Brothers Ambulance Service, 654,068; Streetsville, Lee Ambulance Service Limited, 1,052,989; Sturgeon Falls, West Nipissing General Hospital, 561,672; Sudbury, Sudbury and District Ambulance Service, 3,864,367; Sudbury General Hospital, 220,903; 900378 Ontario Ltd., 158,507; Terrace Bay, McCausland Hospital, 313,936; Thedford-Gilpin, 696233 Ontario Ltd., 214,158; Thunder Bay, McKellar General Hospital, 616,956; Tillsonburg, Tillsonburg District Memorial Hospital, 688,938; Timmins, Porcupine Area Ambulance, 1,290,689; Timmins and District Hospital, 164,240; Toronto, Canadian Institute for Health, 309,775; Sunnybrook Medical Centre, 3,247,413; Trenton, Trenton District Ambulance Service, 706,343; Uxbridge, Uxbridge/Stouffville Ambulance Service, 1,118,153; Walkerton, County of Bruce General Hospital, 745,762; Wallaceburg, Sydenham District Hospital, 947,718; Wawa, Lady Dunn General Hospital, 170,064; Whitby, Whitby Ambulance Service, 1,782,668; Wiarton, Bruce Peninsula Health Services, 421,124; Windsor, Salvation Army Grace Hospital, 413,260; Wingham, Wingham and District Hospital, 475,503; Woodstock, Woodstock Ambulance Operating, 1,627,690; Zurich, Zurich Ambulance Service, 276,958; Accounts under \$120,000—4,050,461.

Air and Out-Of-Province Ambulance (\$21,351,202):

Airmed Canada, 1,039,732; Air Muskoka, 932,963; Atwood Air Ltd., 315,446; Awood Air (1994), 277,769; Bearskin Airlines, 727,104; Brock Air Services Ltd., 176,577; Brucelandair International, 181,850; C E C Flight Exec, 178,180; Commercial Aviation, 966,207; Cougar Helicopters, 1,245,605; Diners Club Enroute, 235,173; Earlington Airways Ltd., 880,945; ESSO Petroleum Canada, 405,037; Fort Frances Air, 514,171; Huisson Aviation (1989) Limited, 3,884,658; Landseasair, 219,869; Ministic Air Ltd., 296,765; National Helicopters Inc., 784,044; Peninsular Air Ltd., 337,504; Samaritan Air Service Ltd., 934,301; Shell Canada Products Ltd., 259,832; Skycharter Ltd., 1,074,535; Voyageur Airways Limited, 2,957,615; Walsten Air Service, 831,794; Accounts under \$120,000—1,693,526.

District Health Councils (\$15,147,774):

Barrie, Simcoe County, 368,443; Belleville, Hastings and Prince Edward Counties, 347,378; Brampton, Peel, 490,941; Brantford, Brant County, 429,361; Chatham, Kent County, 375,459; Cornwall, Eastern Ontario, 560,363; Fonthill, Niagara, 435,990; Guelph, Wellington-Dufferin, 378,686; Hamilton, Hamilton-Wentworth, 564,115; Keewatin, Kenora Rainy River, 393,466; Kingston, Kingston Frontenac Lennox and Addington, 579,668; London, Thames Valley, 622,514; Newmarket, York Region, 424,011; North Bay, Nipissing-Timiskaming, 513,306; Oakville, Halton, 440,732; Ottawa, Ottawa-Carleton, 849,618; Owen Sound, Grey Bruce, 408,001; Parry Sound, West Muskoka-Parry Sound, 471,284; Pembroke, Renfrew County, 328,390; Peterborough, Haliburton-Kawartha, 444,528; Sarnia, Lambton, 331,291; Sault Ste. Marie, Algoma, 419,175; Smiths Falls, Rideau Valley, 371,432; Sudbury, Manitoulin-Sudbury, 374,023; Thunder Bay, Thunder Bay, 420,918; Timmins, Cochrane, 485,044; Toronto, Metropolitan Toronto, 1,364,338; Townsend, Haldimand-Norfolk, 418,870; Waterloo, Waterloo, 480,555; Whitby, Durham Regional, 406,616; Willowdale, Association of District Health Councils of Ontario, 194,467; Windsor, Essex County, 369,675; Accounts under \$120,000—85,116.

Health Innovation Fund (\$1,906,556):

Comprehensive Health Organization Network of Ontario, 148,354; Magna International Inc., 168,750; North Algoma Health Organization, 356,205; Unicare Comprehensive Health Organization, 578,933; Accounts under \$120,000—654,314.

MINISTRY OF HEALTH — Continued

Long Term Care (\$2,139,949,690):

Access Apartments, Toronto, 1,244,723; Access Better Living Inc., 390,786; Access Muskoka, 449,664; Acton Social Services and Information Centre, 235,548; Akwesasne Nursing Home, 332,791; Albright Garden Homes Inc., 3,551,068; Algoma, District of, F.J. Davey Home, 6,596,141; Algoma Home Care, 7,901,219; Algonquin Nursing Home, 1,360,315; Almaguin Health Centre, 161,450; Al-Mar Nursing Home, 714,990; Almonte Nursing Home, 1,642,519; Altamont Nursing Home, 3,309,953; Alzheimer Association of Ontario, 2,296,352; Anglican Houses, 720,216; Anson House Corporation, 603,783; Arbor Newmarket, 3,536,945; Arthritis Society-Ontario Division, 3,767,898; Arts with the Handicapped Foundation Canada, 297,108; Association for Persons with Physical Disabilities of Windsor Essex County, 1,900,495; Aurora Resthaven Centre, 3,288,612; Avalon Care Centre, 2,387,967;

Babcock Nursing Home, 1,144,161; Ballycliffe Lodge Nursing Home, 2,030,448; Balmoral Lodge Nursing Home, 835,600; Barton Place Nursing Home, 5,255,190; Bay Haven Nursing Home, 1,102,600; Baycrest Centre for Geriatric Care, 14,959,843; Bayfield Manor Nursing Home, 1,175,417; Beacon Hill Lodge, 22,850,464; Belcrest Nursing Home, 1,075,516; Belle River Community Council, 124,941; Bellwoods Centre for Community Living Inc., 2,763,279; Belvedere Heights District Parry Sound Municipal Home for the Aged, 1,998,203; Bernard Betel Centre for Creative Living, 228,980; Bestview Health Care Centre, 16,740,961; Bethammi, 2,278,403; Bethany Lodge, 1,351,851; Birchwood Terrace Nursing Home, 1,871,328; Blackadar Nursing Home, 1,669,150; Blenheim Health Care Centre, 1,281,036; Bluewater Rest Home Inc., 1,008,136; Bob Rumball Center for the Deaf, the, 888,935; Bobier Convalescent Home, 999,469; Bon Air Nursing Home, 1,050,074; Bonnie Brae Health Care Centre, 1,248,799; Bourget Nursing Home, 928,796; Braemer Retirement Centre, 1,406,183; Brain Injury Community Re-entry (Niagara) Inc., 984,833; Brain Injury Services of Hamilton, 726,364; Brampton Meals on Wheels, 156,987; Branch 133 Legion Village Inc., 439,825; Brant County Home Care, 11,489,924; Brantwood Manor Nursing Home, 2,652,434; Broadview Foundation, 2,185,473; Brotherhood Foundation, 1,584,822; Brouillette Manor Nursing Home, 1,090,244; Brucefield Manor Nursing Home, 826,003; Bruce, the Corporation of the County of, 4,058,269; Brunner Nursing Home, 500,891;

Caboto Terrace Supportive Housing Project, 136,500; Caledon Information and Community Services, 241,747; Call-A-Service Inc., 162,798; Cama Woodlands Nursing Home, 1,022,638; Cambridge, Corporation of the City of, 134,342; Cambridge Country Manor, 1,476,360; Canadian Hearing Society-London, 717,689; Canadian Mental Health Association (Ontario Division Library), 273,252; Canadian National Institute for the Blind, 2,638,898; Canadian Paraplegic Association, 598,593; Canadian Red Cross Society, 10,145,312; Canadiana Nursing Homes Ltd., 3,138,994; Caressant Care Nursing Homes, 10,656,009; Carewell, Brighton Nursing Home, 8,364,415; Carleton Place Health Care Centre, 1,169,916; Carleton University, 173,200; Carveth Nursing Home, 1,735,515; Casa Verde Health Centre, 4,472,829; Case Manor Nursing Home, 1,584,097; Catholic Family Services of Hamilton-Wentworth, 160,822; Cedarvale Lodge, 1,141,695; Cedarwood Village Nursing Home, 1,781,310; Central and Northern Etobicoke Home Support Services, 461,807; Central Neighborhood House, 200,099; Central Park Lodge, 11,736,876; Centre d'accueil Roger Seguin, 1,692,949; Centre De Jour Polyvalent, 255,529; Centre for Independent Living Toronto, 1,472,289; Les Centres Des Pionniers, 296,793; Cerebral Palsy Parent Council of Toronto, Participation House, 760,502; Chapeau Senior Services Inc., 199,636; Chateau Gardens Nursing Homes, 8,054,004; Chateau Park Nursing Home, 1,331,156; Chatelaine Villa Convalescent and Nursing Centre, 2,734,195; Chatham, City of, 1,481,873; Chatsworth Health Care Centre, 620,238; Chelsey Park Nursing Home, 11,698,453; Cheltenham Nursing Home, 3,430,894; Cheshire Homes Inc., 7,647,070; Chinese Community Nursing Home for Greater Toronto, 783,632; Chinese Seniors Support Services Association, 138,719; Chippewas of Kettle and Stony Point, 797,666; Chippewas of Rama First Nation, 144,719; Chippewas of Sarnia Indian Band, 228,299; Chippewas of the Thames First Nation, 626,427; Christie Gardens Nursing Home, 1,630,279; Christie Park Nursing Home, 3,419,810; Clarion Nursing Home, 1,912,583; Classis Hamilton Home for the Aged, 2,292,020; Cochrane District Homes for the Aged, 3,868,632; Cochrane Temiskaming Association for Physically Handicapped Children, 655,298; Coleman Health Care Centre, 1,487,096; Collingwood Nursing Home Ltd., 1,043,578; Comcare Canada Ltd., 167,068; Community Care East York Inc., 1,356,439; Community Head Injury Rehabilitation Services of Metropolitan Toronto, 1,866,231; Community Home Assistance to Seniors, 1,605,087; Community Lifecare Inc., 5,692,996; Community Nursing Home, 3,268,114; Community Occupational Therapists and Associates, 327,260; Community Service to Jewish Elderly, 1,731,888; Conway Opportunity Homes Inc., 412,742; Copernicus Lodge Inc., 1,646,128; Cordi Li Carleton Ottawa Residence, 465,479; Cornwall Home Assistance Services to Seniors Inc., 172,196; Cornwall, City of, 3,141,755; Corporation of St. Luke's Place, 1,979,384; Council on Aging (Le Conseil Sur Le vieillissement),

MINISTRY OF HEALTH — Continued

Ottawa-Carleton, 190,209; Country Terrace, 1,824,672; Country Village Health Care Centre, 2,157,864; Craigholme Nursing Home, 1,477,657; Craiglee Nursing Home, 2,118,871; Craigwiell Gardens Inc., 125,182; Crendon Valley Nursing Home Ltd., 1,661,422; Crescent Park Lodge, 1,419,427; Crown Ridge Place, 1,492,050; Cumberland Township of, 130,645; Curve Lake First Nation Indian Reserve, 195,002;

Dale Head Injury Services Inc., 1,587,418; Daly Support Services Corporation, 725,265; Day Centres and Visiting Services for Seniors of Etobicoke, 358,620; Deer Park Villa, 744,394; Delhi Nursing Home, 1,080,500; Derbeckers Heritage House Nursing Home, 1,313,960; Disabled Persons Community Resource Integrated Housing Project, 972,783; Dixon Hall, 180,692; Doctors Paul and John Rekal Centre, 2,391,243; Dom Lipa Nursing Home, 505,635; Don Mills Foundation Senior Citizens Inc., 2,999,178; Downsview Services to Seniors, 652,967; Dufferin, County of, 2,889,046; Dundas Manor Ltd., 1,808,466; Durham Region Attendant Care Inc., 1,174,964; Durham Regional Community Care Association, 1,195,991; Durham, Regional Municipality of, 18,607,661; Durham Region Home Care, 17,897,566; Durham Region Palliative Care Services, 201,926;

E.J. McQuigge Lodge, 1,047,727; East York Meals on Wheels Inc., 188,178; Eastern Counties Palliative Care Services, 222,465; Eastern Ontario Home Care, 19,276,864; Eden House Nursing Home, 1,093,169; Elgin Abbey, 697,740; Elgin, County of, 2,537,175; Elgin-St. Thomas Home Care Program, 5,951,001; Elliot Lake, City of, 185,790; Elliott Charitable Home for the Aged, 1,182,881; Elmwood Place Retirement Community, 1,163,220; Erin Mills Lodge, 1,447,391; Erinoak, 2,666,253; Errinrunc Nursing Home, 811,336; Essex, Corporation of the County of, 5,236,689; Essex County Children's Rehabilitation Centre, 947,592; Essex Health Care Centre, 2,473,568; Exeter Villa, 942,768; Extendicare Health Services Inc., 76,974,062;

Fairhaven Home for Senior Citizens, 3,846,806; Fairvern Nursing Home, 1,474,000; Fairview Mennonite Home, 1,215,826; Fairview Nursing Home, 2,184,905; Faith Manor Nursing Home, 1,860,928; Family Counselling Services of Peterborough, 445,047; Family Services Association of Metropolitan Toronto, 2,171,595; Fanshawe College, 133,400; Fiddick's Nursing Home Ltd., 1,063,704; Fife House Foundation Inc., 121,243; Five Counties Childrens Centre, 1,769,904; Fordwich Village Nursing Home, 592,543; Forum Italia Non Profit Housing Corporation, 243,065; Foyer, Richelieu, Welland Inc., 845,191; Foyer St. Viateur, 1,094,141; Friuli Benevolent Corporation, 169,132; Frontenac, County of, 2,329,694; Frost Manor Nursing Home, 1,421,300; Fulford Home, 367,529;

Garden Court Nursing Home, 706,859; Garson Manor Nursing Home Inc., 1,647,187; George Brown College, 1,291,849; George Jeffrey Children's Treatment, 1,169,993; Gericare Nursing Home, 1,681,576; Glebe Centre Inc., 1,949,642; Glengarry Outreach Services, 134,520; Gloucester Centre for Community Resources, 125,257; Golden Dawn Nursing Home, 828,305; Golden Years Nursing Home, 1,505,365; Good Companions' Seniors Centre, 541,432; Good Neighbours Club, 193,177; Good Samaritan Nursing Home, 1,127,463; Grace Villa (Hamilton), 3,254,872; Grand Council Treaty #3, 141,665; Grandview Rehabilitation and Treatment Centre, 1,533,950; Greater Windsor Senior Citizens Centres Association, 187,411; Green Gables Manor Nursing Home, 816,649; Grey Sisters of Immaculate Conception, 5,079,788; Grey-Bruce Home and Community Support Services, 636,000; Grey-Bruce County Home Care, 13,109,715; Grey-Bruce Placement Co-ordination Service, 230,609; Grey, Corporation of the County of, 2,242,094; Groupe Action pour l'enfant la Famille et la Communauté, 232,765; Grove Arnprior and District Nursing Home, 1,301,764; Grove Park Home for Senior Citizens, 1,098,108; Grove Park Lodge, 1,477,659; Guelph Services for the Physically Disabled, 1,145,353;

Hagi's Independent Living Services of Thunder Bay, 1,874,987; Haldimand-Norfolk Community Support Home, 597,818; Haldimand-Norfolk, Regional Municipality of, 7,844,516; Haldimand-Norfolk Home Care, 10,783,252; Haliburton, Corporation of the County of, 1,889,536; Haliburton Kawartha and Pine Ridge District Health Council, 131,590; Haliburton Kawartha Pine Ridge Health Unit, 15,050,402; Hallowell Nursing Home, 1,540,913; Halton Helping Hands, 706,389; Halton Region Home Care, 16,351,594; Halton, Regional Municipality of, 7,886,826; Hamilton Convalescent Centre, 1,331,682; Hamilton Integrated Living Project, 505,748; Hamilton Jewish Home for the Aged, 213,132; Hamilton-Wentworth, Regional Municipality of, 53,191,908; Hanover Care Centre, 713,355; Harold and Grace Baker Centre, 2,138,545; Hastings and Prince Edward Counties, 261,783; Hastings and Prince Edward Home Care, 12,420,942; Hastings, County of, 6,653,467; Head Injury Association of Windsor Essex, 167,249; Heidehof Home Support Program, 1,887,481; Helen Henderson Nursing Home, 738,392; Hellenic Care for Seniors (Toronto) Inc., 1,249,734; Helping Hands Orillia, 531,400; Heritage Green Nursing Home, 1,753,747; Heritage Nursing Home, 3,978,525; Highbourne

MINISTRY OF HEALTH — Continued

Lifecare Centre, 5,510,904; Hillside Nursing Home, 1,813,473; Hilltop Manor Nursing Home, 2,703,537; Holland Christian Homes Inc., 147,053; Homes for Special Care, 44,255,052; Hospice of Windsor Inc., The, 429,805; Hôtel Dieu of St Joseph Hospital, 848,400; Huntsville District Memorial Hospital, 242,222; Huron County Health Unit, 220,903; Huron County Home Care, 3,851,920; Huron Lodge, 987,979; Huron, County of, Huronview Home, 3,678,160;

I.O.O.F. Senior Citizen Homes Inc., 2,020,538; Idlewyld Manor, 1,229,099; Ina Grafton Gage Home, 1,521,508; Independent Living Centre of Waterloo Region, 1,881,606; Interlink Community Cancer Nurses, 788,904; Iroquois Lodge Nursing Home, 989,462; Italian Canadian Benevolent Corporation, 6,597,108;

James Arnott Nursing Home, 2,422,178; Jewish Social Services, 152,178; John Gordon Home, 222,250; John Noble Home, 7,805,991; Joseph Brant Hospital Day Care, 201,648;

Kawartha Participation Projects, 1,392,157; Kennedy Lodge Nursing Home, 5,688,862; Kenora District Home for Aged, 4,069,045; Kensington Village Nursing Home, 1,817,147; Kent-Chatham Home Care, 9,250,588; Kent County Children's Treatment Centre, 1,363,833; Kent, County of, 4,379,363; Kent Family Service, 260,939; Kilean Lodge, 971,867; King City Lodge, 608,965; King Nursing Home, 1,481,540; King's Daughters Dinner Wagon, 205,880; Kingston and District Attendant Care, 143,147; Kingston, City of, 5,600,964; Kingston, Frontenac Home Care, 22,036,529; Kingston Frontenac Lennox and Addington Health Unit, 236,473; Kingston General Hospital, 1,373,811; Kingsway Lodge St. Mary's Ltd., 625,449; Kirkland Lake, Town of, 1,552,432; Kitchener, Corporation of the City of, 244,616; Kitchener-Waterloo Rotary Club, 1,841,960; Knollcrest Lodge Limited, 1,135,158; Kristus Darzs Home for the Aged, 1,854,432;

La Salle Manor, 123,108; Lac Seul Band, 159,034; Lady Isabelle Nursing Home, 1,267,882; Lakeview Nursing Home Ltd., 927,945; Lambton, Corporation of the County of, 6,814,416; Lambton Elderly Outreach Inc., 446,037; Lanark, County of, 4,950,176; Lansdowne Children's Centre, 1,046,354; Lapalme Nursing Home, 1,185,666; Lapointe-Fisher Nursing Home, 3,680,449; Laughlen Centre, The, 2,968,507; Leamington Nursing Home, 2,303,427; Leamington United Mennonite Home and Apartments, 1,387,997; Leeds-Grenville and Lanark District Health Unit, 309,350; Leeds-Grenville, United Counties of, 15,897,296; Leisureworld Inc., 16,495,123; Lennox and Addington, County of, 2,386,376; Lincoln Place, 5,226,284; London, Corporation of the City of, 6,565,941; Lutheran Nursing Home, 586,187;

Madonna Nursing Home, 1,395,160; Maitland Manor Nursing Home, 1,799,095; Manitoulin Centennial Manor, 136,227; Manitoulin Lodge, 1,226,156; Manitoulin Sudbury District, 300,400; Manitoulin, District of, 1,704,327; Manor Nursing Home, 958,766; Maple Manor Nursing Home, 1,736,746; Maple Villa Nursing Home, 1,751,731; Maples Home for Seniors, 788,588; Marian Hill Nursing Home, 713,070; Mariann Home, 935,932; Markhaven Inc., 1,038,829; Marnwood Lifecare Centre, 1,297,535; Maryhill Extended Care Centre Ltd., 550,507; Mauno Kaihla Koti Nursing Home, 1,224,127; Maxville Manor, 2,482,053; Maycourt Convalescent Home, 742,247; Maynard Nursing Home, 1,539,756; McCormick Home, 245,602; Meadow Park Inc., 4,216,207; Meaford Nursing Home, 1,400,025; Meals Here and There, East Toronto Branch, 139,494; Meals on Wheels of Kitchener-Waterloo, 203,543; Meals on Wheels (Sudbury) Inc., 136,898; Memorial Boys and Girls Club, 135,816; Mennonite Home Association of York County Inc., The, 1,575,376; Mercare Homes Inc., 227,865; Metropolitan Toronto Home Care, 91,673,353; Metropolitan Toronto Legion Village, 1,282,776; Metropolitan Toronto, Municipality of, 88,119,403; Mid-Toronto Community Services, 868,276; Middlesex County Home for the Aged, 3,658,195; Middlesex Terrace, 1,846,239; Middlesex-London Home Care, 24,217,333; Milverton Nursing Home, 559,873; Mississauga Lifecare Centre, 4,302,720; Mississauga, City of, 152,756; Mississauga Nursing Home, 980,773; Mitchell Nursing Home, 877,113; Mohawks of the Bay of Quinte, 244,367; Momiji Health Care Society Inc., 278,429; Mon Sheong Foundation Home, 1,154,149; Montgomery Lodge, 1,037,473; Moravian of the Thames Indian Band, 268,061; Morryston Park Nursing Home, 532,509; Mount Nemo Lodge, 1,097,186; Munseel Delaware Nation, 149,822; Muskoka, District Municipality of, 2,189,868; Muskoka Nursing Home, 1,238,963; Muskoka-East Parry Sound, 7,531,461;

Native Canadian Centre of Toronto, 143,697; Neighbours Allied for Better Opportunities in Residential Support, 596,978; Nepean Seniors Home Support, 225,253; Newcastle Health Care Centre, 1,885,920; Niagara District Home Committee for the Physically Disabled, 656,320; Niagara Ina Grafton Gage Home of the United Church of Canada, 577,343; Niagara Peninsula Children's Centre, 1,733,096; Niagara Placement Coordination Service,

MINISTRY OF HEALTH — Continued

332,330; Niagara Regional Home Care, 19,735,729; Niagara, Regional Municipality of, 20,188,303; Nipissing Band of Ojibways #10, 196,145; Nipissing District East, 5,110,205; Nipissing Manor Nursing Home, 2,335,367; Nipponia Home, 237,868; Nisbet Lodge, 1,057,118; Norcliffe Lifecare Centre, 1,316,801; Norfolk General Hospital, 1,914,855; North Bay and District Health Unit, 231,249; North Bay and District Home Care, 9,379,537; North Caribou Lake Indian Band, 152,321; North Frontenac Community Services Corporation, 128,456; North Hastings Volunteer Community Services, 178,351; North Park Nursing Home, 1,533,050; North Renfrew Long Term Care Services Inc., 977,150; North York Central Meals on Wheels, 135,588; North York Senior Citizens Centre, 422,592; North Yorkers for Disabled Persons Inc., 485,978; Northdale Manor, 181,801; Northern Education Centre for Aging-Palliative Care and Health, 137,598; Northumberland, Corporation of the County of, 3,347,579; Northumberland County Community Care Services, 440,393; Northview Nursing Home, 968,400; Northwestern Health Unit, 186,600; Northwestern Home Care, 4,776,302; Northwestern Independent Living Services Inc., 322,571; Norvilla Nursing Home, 688,439; Norwood Nursing Home, 918,884; Nucleus Housing Inc., 1,113,568;

Oakville Lifecare Centre, 3,712,329; Oakville Senior Citizens Residence, 628,625; Oakwood Park Lodge, 3,566,419; Ojibways of the Garden River Band, 288,677; Ojibways of the Mississaugas Indian Band, 163,627; Ojibways of the Serpent River Indian Band, 274,513; Ontario Association of Non-Profit Homes and Services for Seniors, 306,214; Ontario Community Support Association, 240,000; Ontario Conference of Mennonite Churches, 1,371,573; Ontario Federation of Indian Friendship Centres, 402,285; Ontario March of Dimes, 12,869,421; Onyota'aka Homemakers and Nurses, 320,725; Organization for Multi-Disabled Inc., 900,374; Osgoode, Township of, Care Centre, 1,251,425; Oshawa Senior Citizens Club, 286,272; Ottawa-Carleton Home Care Program, 43,828,573; Ottawa-Carleton Placement Co-ordination Service, 615,786; Ottawa-Carleton, Regional Municipality of, 17,839,833; Ottawa Centre Nursing Home, 340,000; Ottawa Children's Treatment Centre, 2,183,799; Ottawa Jewish Home for the Aged, 981,944; Ottawa West Senior Citizens Support Services, 351,498; Owen Sound Health Care Centre, 846,963; Owen Sound, Corporation of the City of, 2,433,090; Oxford County Home Care, 5,372,021; Oxford County Home for the Aged, 3,660,794; Oxford Regional Nursing Home, 1,630,221;

Palliative Care Services for York Region, 191,591; Para-med Health Services, 220,732; Parisien Manor Nursing Home, 1,228,239; Park Lane Terrace Nursing Home, 1,080,848; Parkdale Golden Age Foundation, 245,147; Parkdale Nursing Home, 2,481,899; Parkview Manor Nursing Home, 645,013; Parkview Nursing Centre, 2,489,710; Parkview Transit, 229,541; Parkway House, 439,820; Parkwood Hospital, 197,823; Parkwood Manor, 949,805; Parry Sound, District of, (East), 1,543,765; Parry Sound Friends of the Physically Handicapped, 494,519; Parry Sound Home Care, 2,129,413; Parry Sound Placement Coordination Services, 121,500; Participation Apartments-Metropolitan Toronto, 2,545,390; Participation House-Brantford, 1,880,987; Participation House- Hamilton, 2,639,630; Participation House Project London, 1,496,964; Participation House-Waterloo, 1,062,676; Participation Lodge, Grey-Bruce, 1,186,471; Participation Projects, 1,886,168; Patricia Region Senior Services Inc., 604,115; Peat Marwick Thorne, 167,649; Peel and Halton Community Access Services, 924,116; Peel Non-Profit Housing Corporation, 390,102; Peel Regional Home Care, 23,223,748; Peel, Regional Municipality of, 12,496,288; Pentecostal Benevolent Association of Ontario, 2,954,463; People Care Centre, 1,182,835; People Care Tavistock Inc., 1,816,733; Perth County Home Care, 4,190,097; Perth Placement Co-ordination Service, 207,111; Peterborough Home Care, 7,761,655; Physically Handicapped Adult Residence of Nipissing and Parry Sound, 832,695; Pine Meadow Nursing Home, 1,239,876; Pine Villa Nursing Home, 736,415; Pinecrest Manor Nursing Home, 1,144,074; Pinecrest Nursing Home, 2,298,110; Pinehaven Nursing Home, 1,644,819; Placement Co-ordination Service of Halton Inc., 317,094; Placement Co-ordination Services, 522,469; Pleasant Manor Care Services, 573,428; Pleasant Meadow Manor, 1,237,918; Pleasant Rest Nursing Home, 1,027,553; Porcupine Health Unit, 174,445; Porcupine Home Care, 5,819,608; Port Dover Health Care Centre, 1,465,486; Prescott-Russell United Counties of, 2,398,272; Prince Edward County Community Care for Seniors, 186,572; Prince Edward, County of, 1,163,156;

Queensway Nursing Home, 747,277;

RAISE Home Support Services for the Elderly, 178,240; Rainy River, District of, 3,863,159; Regency Park Place, 1,732,955; Religious Hospitallers of St. Joseph Villa of Cornwall, 3,998,354; Renfrew County and District Health Unit, 231,646; Renfrew County Home Care, 10,640,361; Renfrew, County of, 8,550,522; Rest Haven Nursing Home, 1,193,691; Richmond Terrace, 2,124,088; Ridgetown Village, 787,556; Ritz Lutheran Villa,

MINISTRY OF HEALTH — Continued

1,118,373; River Glen Haven Nursing Home, 2,115,958; Riverbend Place, 1,058,735; Riverside Health Care Centre, 1,216,244; Riverview Manor Nursing Home, 2,455,777; Riverview Nursing Home (1984) Ltd., 1,354,016; Rockcliffe Nursing Home, 4,577,990; Rotary Laughlen Centre, 1,016,033; Royal Terrace, 1,205,458;

St. Andrew's Residence, 1,180,476; St. Christopher House, 840,605; St. Clair College of Applied Arts and Technology, 430,434; St. Clair O'Connor Nursing Home, 697,554; St. Clair West Meals-On-Wheels Inc., 477,826; St. Elizabeth Visiting Nurses Association of the Diocese of Hamilton, 832,464; St. Hilda's Towers Inc., 194,112; St. Jacques's Nursing Home, 1,029,126; St. John's Retirement Homes Inc., 179,788; St. Joseph Nursing Home, 1,563,775; St. Joseph's Health Centre of London, 4,181,622; St. Josephs Heritage, 454,119; St. Mark's Support Services for the Physically Challenged Inc., 525,954; St. Olga's Nursing Home, 1,624,265; St. Paul's l'Amoureux Centre, 982,541; St. Raphael's Nursing Homes Ltd., 2,463,362; St. Stephen's Community House, 126,505; St. Thomas, City of, 2,699,188; Salvation Army, 2,948,511; Sandfield Place, 1,050,718; Sandy Lake Band, 149,900; Sara Vista Nursing Centre, 1,079,100; Sarnia and District Children's Treatment Centre, 1,526,904; Sarnia-Lambton Home Care, 8,785,367; Sarnia-Lambton County Placement Co-Ordination, 220,565; Sarsfield Nursing Home 1976, 808,355; Saugeen Villa Nursing Home, 2,887,613; Scarborough Support Services for the Elderly., 894,063; Seaforth Manor, 996,025; Second Mile Club of Toronto, 300,676; Senior Activation Maintenance, 252,381; Senior Citizens' Consumer Alliance, 165,000; Senior Citizens' Council Peterborough, 193,385; Senior Peoples' Resources in North Toronto, 836,732; Seniors' Health Centre Nursing Home, 3,842,673; Service d'entraide Communautaire, 243,376; Services Communautaires de Prescott-Russell, 270,560; Shalom Village Nursing Home, 1,060,528; Shelburne Residence, 1,082,854; Sherwood Park Manor, 1,454,473; Silvert's Stores Ltd., 356,947; Simcoe County Association for the Physically Disabled, 1,408,339; Simcoe County Home Care, 19,114,596; Simcoe, County of, 8,433,060; Simcoe Palliative Care Services, 175,056; Sioux Lookout, Town of, 290,392; Sisters of Charity at Ottawa, 2,640,225; Sisters of Providence of St. Vincent de Paul, 5,376,528; Sisters of St. Joseph, St. Joseph's Hospital, 17,542,679; Six Nations Indian Reserve, 165,285; Society of the Sacred Heart of Jesus, 740,371; Les Soeurs de la Charité d'Ottawa, 196,882; South Essex Community Council, 293,207; Southampton Nursing Home, 1,530,832; Southeast Ottawa Community Resource Centre, 132,537; Spencer House Inc., 1,847,023; Springdale Nursing Home, 1,358,878; Spruce Lodge, 2,378,620; Stayner Nursing Home, 858,835; Stirling Manor Nursing Home, 1,303,311; Stoney Creek Lifecare Centre, 787,683; Storefront/Humber Inc., 354,997; Strathaven Lifecare Centre, 4,526,915; Strathroy Nursing Home, 941,728; Sudbury and District Home Care, 16,321,183; Sudbury, District of, 150,000; Sudbury Finnish Resthome Society Inc., 264,343; Sudbury, Regional Municipality of, 4,754,124; Summit Place, 2,341,844; Sun Haven Nursing Home, 2,788,133; Sunnycrest Nursing Home Ltd., 2,596,383; Sunnyside Senior's Day Program, 148,045; Suomi-Koti Nursing Home, 637,447; Sweetbriar Lodge Nursing Home, 733,095;

Tayview Nursing Home, 1,670,149; Tecumseh Health Care Centre, 2,554,592; Telfer Place 'Extended Care' Nursing Home, 800,345; Temiskaming Lodge, 1,440,093; Tendercare Living Centre, 3,508,647; Tendercare Nursing Home, 2,401,671; Terrace Lodge, 1,266,872; Thames Valley Children's Centre, 3,205,000; Therapeutic and Educational Living Centre Inc., 480,691; Three Trilliums Community Place Inc., 899,076; Thunder Bay, City of, 12,624,677; Thunder Bay, District of, 2,468,671; Thunder Bay District Placement Co-ordination, 279,910; Thunder Bay Home Care, 8,553,022; Thunder Bay Regional Cancer Centre, 163,664; Tilbury Manor Nursing Home, 1,562,134; Tillsonburg and District Multi-Service Centre, 238,565; Timiskaming Home Care, 3,390,195; Timiskaming Home Support, 588,214; Timiskaming Palliative Care Services, 171,857; Timmins, City of, 4,072,555; Tobias House of Toronto, 921,282; Toronto Aged Men's and Women's Home, 3,382,563; Town and Country Homemakers, 523,299; Townsview Lifecare Centre, 4,860,239; Trent Valley Lodge, 1,253,337; Tri-County Mennonite Home Association, 1,297,269; Trillium Court, 817,930; Trillium Ridge, 1,517,316; Trillium Villa Nursing Home, 2,713,248; Trinity Village Care Centre, 2,704,782; Tufford Nursing Home, 1,173,593; Tullamore Nursing Home, 3,137,909; Tyndall Nursing Home, 2,822,486;

Ukrainian Home for the Aged, 1,483,316; Union Culturelle des Franco-Ontariennes, 202,837; Unionville Home Society, 2,104,339; United Church of Canada in Ontario, 532,019; United Mennonite Home for the Aged, 1,491,392; University of Western Ontario, 129,336; Uxbridge Health Care Centre, 2,197,033;

Valley Manor Nursing Home, 1,386,224; Valley Park Lodge, 1,702,218; Van Del Manor Nursing Home, 1,091,657; Vera M. Davis Community Care Centre, 754,775; Versa-Care Ltd., 3,023,633; Victoria County Community Care, 493,239; Victoria Manor Home for the Aged, 3,235,128; Victoria Nursing Home, 867,383; Victorian Order of Nurses, 8,781,377; Villa Community Care Center, 1,970,122; Villa Marguerita Nursing Home, 1,269,393; Village

MINISTRY OF HEALTH — Continued

Green Nursing Home, 1,363,643; Vision Nursing Home, 1,224,242; Visiting Homemakers Association, Hamilton-Wentworth, 622,922; Visiting Homemakers Association of Ottawa, 2,441,395; Visiting Homemakers Association of Toronto, 598,178; Vista Centre, 295,629; Volunteer Centre of Metropolitan Toronto, 230,523;

Wabaseemoong Independent Nation, 161,325; Walpole Island First Nation, 372,447; Wapekeka Band, 274,540; Ward Nine Senior Link, 815,829; Warden Woods Church and Community Centre, 378,326; Waterloo, City of, Adult Recreation Centre, 212,126; Waterloo Regional Home Care, 17,752,859; Waterloo, Regional Municipality of, 6,436,854; Watford Nursing Home, 1,185,832; Welland County General Hospital, 1,728,720; Wellington House Nursing Home, 1,087,996; Wellington Nursing Home, 1,978,441; Wellington, Corporation of the County of, 3,746,225; Wellington, Dufferin, Guelph Health Unit, 14,786,353; West Hill Community Services, 236,042; West Nipissing, Au Chateau, 2,851,098; West Nipissing, Home for the Aged, 278,432; West Park Hospital, 269,144; West Toronto Support Services for Senior Citizens and Disabled Inc., 434,110; Westgate Nursing Home, 1,672,775; White Eagle Nursing Home, 1,335,129; Wikwemikong Nursing Home, 1,028,679; Wildwood Nursing Home, 780,713; Williamsburg, Township of, Non-Profit Housing Corporation, 125,436; Willows Estate Nursing Home, 1,829,017; Windsor, Corporation of the City of, 4,974,198; Windsor-Essex County Palliative Care Services, 262,987; Windsor-Essex Home Care, 29,368,421; Windsor Western Hospital Centre Inc., 136,302; Wingham Day Center for the Homebound, 169,368; Winston Hall Nursing Home, 1,682,502; Women's Christian Association of London, 1,810,340; Woodgreen Community Centre, 970,477; Woodland Villa Nursing Home, 2,208,713; Woolwich Home Support Services Group Inc., 151,466; Wunnumin Lake Band, 126,476;

Yonge Eglinton Health Centre, 539,214; York Regional Home Care, 20,844,412; York, Regional Municipality of, 7,322,733; York West Meals on Wheels Inc., 423,120; Yorkview Lifeview Centre, 5,870,844; Accounts under \$50,000—154,449,145.

Total Other Payments 17,148,650,349

Statutory (\$1,500,707)

Ministers' Salaries (\$45,068)

Hon. Ruth Grier	April 1, 1994 to March 31, 1995	30,003
Hon. Shelly Wark-Martyn	April 1, 1994 to March 31, 1995	15,065

Parliamentary Assistants' Salaries (\$18,538)

Paul Wessenger	April 1, 1994 to March 31, 1995	9,269
Larry O'Connor	April 1, 1994 to March 31, 1995	9,269

Government Pharmacy Account (\$1,437,101)

Abbott Laboratories Ltd., 673,458; Alcon Canada Inc., 61,993; Allied Medical Instruments Inc., 312,571; Apotex Inc., 578,630; Arjo-North Inc., 53,805; Astra Pharma Inc., 200,540; Baxter Corporation, 113,609; Becton Dickinson Canada Inc., 322,752; Bio Nuclear Diagnostics Inc., 211,511; Bristol Laboratories of Canada, 559,227; Canadian Pharmaceutical Association, 52,883; Ciba-Geigy, Canada Ltd., 186,537; Colgate-Palmolive Canada Inc., 310,037; Connaught Laboratories Ltd., 19,450,153; Cyanamid Canada Inc., 1,111,020; Druggists' Corporation Ltd., 144,351; Dumex Medical Surgical Products Ltd., 56,386; Eli Lilly Canada Inc., 314,068; Fisher Scientific Ltd., 144,299; Glaxo Laboratories, 69,275; Hoffman-La Roche Ltd., 97,011; ICN Canada Ltd., 162,432; Ingram and Bell Inc., 324,090; Janssen Pharmaceuticals (Canada) Inc., 840,607; Johnson and Johnson, 113,626; Lander Company Canada Limited, 607,753; Maxill Inc., 99,591; Medical Mart Supplies Ltd., 112,981; Merck Frosst Canada Inc., 6,789,503; Miles Canada Inc., 134,241; Nordic Laboratories Inc., 446,902; Novopharm Ltd., 249,022; Ortho-McNeil Inc., 164,540; Parke-Davis Canada Inc., 72,713; Pfizer Canada Inc., 323,344; Pharmascience Inc., 723,856; Phoenix Biomedical, 54,886; Purdue Frederick Inc., 145,391; Respan Products Inc., 110,664; Rhone-Poulenc Rorer Canada Inc., 532,174; Rougier Inc., 91,180; Sandoz Canada Inc., 62,152; Smith and Nephew Inc., 111,413; Smithkline Beecham Pharma Inc., 1,569,671; Solvay Kingswood Inc., 122,032; Stanley Pharmaceuticals Ltd., 85,901; Starkman Surgical Supply Ltd., 224,841; Statistics Canada, 2,920,500; Technilab Inc., 102,500; Unisource Canada Inc., 56,113; Warner-Lambert Canada Inc., 88,443; Wyeth-Ayerst Canada Inc., 260,638; Accounts under \$50,000—1,663,375.

MINISTRY OF HEALTH — Concluded

Government Pharmacy Account	44,391,193
Less: Distribution and Cash Sales	42,954,092
Transferred to Expenditure: Excess of Purchases over distribution and cash sales	1,437,101

Summary of Expenditure

Voted		
Salaries and Wages	487,323,750	
Employee Benefits	78,923,479	
Travelling Expenses	5,774,659	
Other Payments	17,148,650,349	
		17,720,672,237
Statutory		1,500,707
Total Expenditure, Ministry of Health		\$17,722,172,944

MINISTRY OF HOUSING

Hon. Richard Allen, Minister
Hon. Evelyn Gigantes, Minister

DETAILS OF EXPENDITURE

Voted

Salaries and Wages (\$65,067,280)

Temporary Help Services (\$2,642,734):

Bilingual Plus, 57,135; Data Integrity Service, 53,431; Management Board Secretariat, 1,935,718; Accounts under \$50,000—596,450.

Less: Recoveries from Other Ministries (\$15,357):

Accounts under \$50,000—15,357

Employee Benefits (\$8,519,114)

Payments for: Canada Pension Plan, 1,103,998; Dental Plan, 613,664; Employer Health Tax, 1,222,928; Group Life Insurance, 123,677; Long Term Income Protection, 687,397; Public Service Pension Fund, 51,024; Supplementary Health and Hospital Plan, 651,890; Unemployment Insurance, 2,087,376; Unfunded Liability—Public Service Pension Fund, 709,072; Accounts under \$50,000—2,251.

Other Benefits: Attendance Gratuities, 8,352; Death Benefits, 15,259; Early Retirement Incentive, 68,184; Maternity/Parental/Adoption Leave Allowances, 523,118; Severance Pay, 569,441; Miscellaneous Benefits, 21,077;

Workers' Compensation Board, 67,516.

Less: Recoveries from Other Ministries (\$7,110):

Accounts under \$50,000—7,110.

Travelling Expenses (\$2,174,211)

Hon. R. Allen, 18,040; Hon. E. Gigantes, 7,147; D. Burns, 6,768; C. Ashmore, 10,026; C. Ballanger-Michaud, 17,206; S. Charlesbois, 10,417; K. Chislett, 15,443; A. Cox, 36,105; C. Doherty, 10,222; A.J. Durbacz, 20,251; N. Fahlgren, 10,972; D. Forester, 23,762; J.L. Girouard, 11,749; S.E. Humphrey, 10,158; H. Kamphof, 22,591; E. King, 10,493; C.H. Martin, 38,109; D.K. Martin, 14,765; H.C. McEwen, 10,859; J. McKinstry, 31,756; M. Nock, 15,234; C. Price, 10,668; A.D. Sandeman, 13,966; B. Schaab, 24,382; P. Schafft, 11,049; A.J. Stein, 14,029; B.J. Sutherland, 19,908; N. Trudel, 13,183; S. Upton, 10,654; R.G. Warner, 16,290; A. Wright, 11,965; R.C. Yurkoski, 11,007; Accounts under \$10,000—1,665,037.

Other Payments (\$1,066,731,298)

Materials, Supplies, etc. (\$22,263,591):

A.M.S. Group Sudbury, 52,385; Amanda Graphics Ltd., 158,744; Arthur Andersen and Co., 55,500; BSC Group, 94,140; Babbco Office Services Ltd., 132,345; Bell Canada, 360,755; C.M. Inc., 61,901; Canada Post Corp., 292,452; Carlos Matus Consulting, 50,820; Centennial College of Applied Arts and Technology, 85,634; Client Server Factory, 162,146; College Park Management Office, 67,664; Compugen Systems Ltd., 1,422,897; Computer Corp. of America, 106,344; Dale Intermediaries Ltd., 50,111; Dun and Bradstreet Software Services Canada, 400,429; Dunn and Bradstreet, 112,181; Ernst and Young, 158,750; GSA Consulting Group Inc., 76,796; Glenn Courtney CA, 68,570; HB Social Marketing Group Ltd., 95,344; Harris Adacom Inc., 87,260; Heating Refrigerating and Air Conditioning Institute of Canada, 192,387; I.B.I. Group, 58,000; ISM Information Systems, 1,837,453; Inter-City Papers Ltd., 208,008; K and Y Vincent Enterprises Inc., 54,763; KPMG Peat Marwick Thorne Chartered Accountants, 1,226,881; Karin Caue, 87,525; Knoll North America Corp., 104,911; Kodak Canada Ltd., 127,053; Bonnie Laing, 57,860; MFP Technologies Services Ltd., 283,730; M.H. Media Monitoring, 115,954; Marr Group, 69,274; Marshall Macklin

MINISTRY OF HOUSING — Continued

Monaghan Ltd., 73,563; Media Buying Services Ltd., 69,765; Michael S. Panning Computer Consulting, 107,944; Ministries: Attorney General, 2,714,576; Management Board Secretariat, 2,740,048; Moore Data Management Services Division, 129,499; Ontario Building Officials Association, 98,925; Ontario Non-Profit Housing Association, 227,474; PM Computer Services, 81,928; People's Computers Inc., 238,431; Perfect Printing Co Ltd., 104,315; Postage By Phone, 162,592; Praxis International Inc., 65,244; Prentice Yates and Clark, 62,736; Press Run, 59,580; Printing House, 52,323; Purolator Courier Ltd., 149,929; Royal Lepage Appraisal and Consulting Services, 50,979; Savin Canada Inc., 147,646; Solness Inc., 136,883; Standard Electric (Toronto) Ltd., 91,284; Telecompute Integrated Systems, 60,310; Trow Consulting Engineers Ltd., 58,045; Xerox Canada Inc., 448,333; Accounts under \$50,000—5,677,376.

Less: Recoveries from Other Ministries (\$123,104):
Municipal Affairs, 123,104.

Grants, Subsidies, etc. (\$791,690,147):

ACLI Etobicoke Community Homes Inc., 2,437,264; Abbeyfield Houses Society of Toronto, 124,213; Acacia Co-op. Homes Inc., 330,002; Action Logement, 138,721; Adam Oliver Housing Co-op, 469,541; Adjustment Into Society Inc., 227,894; Affordable Housing Now for Parry Sound, 263,659; Agnes MacPhail Women's Co-op. Homes Inc., 800,312; Ahmadiyya Abode of Peace, 2,039,922; Ahneen Co-op. Homes, 684,264; Ajax Municipal Housing Corp., 3,195,494; Akwa Honsta Non-Profit Aboriginal Homes Inc., 867,507; Aldebrain Attendant Care Services of Toronto, 3,437,499; Aldersgate Homes Inc., 184,909; Alexandria Non-Profit Housing Corp., 330,689; Algoma Residential Co-op. Inc., 135,965; All Nations Family Housing Corp. (Sudbury), 469,737; All Saints Church Homes for Tomorrow Society, 560,310; Almise Co-op. Homes Inc., 1,198,357; Almonte Community Development Corp., 824,191; Alpha-Court Non-Profit Housing Corp., 587,940; Ambassador-Huron Non-Profit Housing Corp., 618,062; Ambassador Place Watford Optimist Non-Profit Housing, 178,523; Anchorage Homes Services and Initiative Inc., 200,684; Andes Heritage Housing Co-op., 471,507; Anglican Houses, 1,887,396; Angus Legion Gardens Senior Citizen Complex, 399,322; Anselma House, 156,660; Aots Community Homes Inc., 322,322; Appanea Wynds Non-Profit Housing, 389,280; Arbour Village Co-op. Homes Inc., 491,225; Argyle Manor, 163,147; Armagh House, 151,292; Artaban Non-Profit Homes Inc., 274,442; Artisan Co-op. Homes Inc., 339,006; Ascot Co-op. Homes, 1,499,469; Asher Christian Seniors Inc., 357,663; Ashwood Co-op. Homes Inc., 817,252; Atahvalpa Co-op. Homes (1987) Inc., 1,507,819; Athens Villa Non-Profit Housing Corp. of Toronto, 237,168; Atikokan Crisis Centre, 167,929; Atikokan Municipal Non-Profit Housing Corp., 121,816; Avenel Non-Profit Housing Corp., 1,604,224; Azilda Senior Citizens Non-Profit Housing Corp., 162,832;

B'nai Brith of Canada, 2,232,901; Bancroft Bible Chapel Non-Profit Housing, 211,882; Bank of Nova Scotia, 2,541,377; Barbertown Co-op. Homes Inc., 1,989,321; Bard of Avon Housing Co-op, 149,481; Barrhaven Non-Profit Housing Inc., 431,316; Barrie and District Association for People with Special Needs, 181,932; Barrie Municipal Non-Profit Housing Corp., 8,074,819; Barsa Kelly/Carican Co-op. Homes, 1,742,429; Bastard and South Burgess Non-Profit Housing Corp., 120,850; Bayanihan Non-Profit Co-op, 1,270,282; Beechwood Co-op. Homes Inc., 293,728; Beek Lindsay Seniors Residences Cornwall Inc., 369,528; Beendigan Inc., 371,049; Bellamy Housing Co-op. Inc., 571,047; Belle River Co-op. Homes Inc., 239,577; Belleville Emmanuel Residences for Senior Citizens Corp., 266,590; Belleville Non-Profit Housing Corp., 907,915; Belwoods Centres for Community Living, 163,895; Beth-Zuriel Non-Profit Housing Corp., 638,298; Bethany Christian Residences of London, 371,662; Bethany Co-op. Homes Inc., 732,228; Bethel Seniors Apartment Sarnia Inc., 148,679; Bethlehem Housing Project of Niagara, 318,962; Bethune Housing Co-op. Inc., 261,156; Better Canada Homes Non-Profit Corp., 231,198; Better Living Residential Co-op., 348,404; Birch Glen Co-op. Homes Inc., 1,122,035; Birmingham Homes Co-op. Inc., 716,118; Blind River, Town of, Non-Profit, 195,066; Blue Danube Housing Development (Ontario) Inc., 1,206,144; Bogart Creek Co-op., 487,171; Bonar Parkdale Place, 763,958; Bonaventure Place Housing Co-op., 337,181; Border Towne Co-op. Homes Inc., 425,316; Borelia Co-op. Homes Inc., 190,490; Bowmanville Valley Co-op. Homes Inc., 703,482; Bracebridge Municipal Non-Profit Housing Corp., 473,954; Branch #133 Legion Village, 127,410; Branch #393 Royal Canadian Legion Senior Citizens Complex (Phase II), 159,152; Branch #414 Legion Village Non-Profit Housing Corp., 390,481; Brant Community Place Corp., 708,065; Brantford Municipal Non-Profit Housing Corp., 177,238; Brantford Y.M./Y.W.C.A. Non-Profit Homes Association, 460,944; Brantwood Residential Development Centre, 123,622; Briar Rose Co-op. Homes Inc., 291,557; Bridge End Housing Co-op. Inc., 319,798; Bristol Road Labourers Local 183, 2,188,381; Britannia Glen Co-op. Homes, 2,777,151; Brock Non-Profit Housing Corp., 205,335; Brockville Municipal Non-Profit Housing Corp., 291,246; Brockville Supportive Non-Profit Housing, 124,697; Brookbanks Non-Profit

MINISTRY OF HOUSING — Continued

Homes Inc., 618,516; Brookside Village Co-op. Homes Inc., 677,234; Bruce County Non-Profit Housing Corp., 285,354;

C.A.W. Community Homes (Peel-Halton) Inc., 1,500,201; CRC Self Help Inc., 1,546,638; Calvary House (Markham) Corp., 1,037,931; Calvary Seniors Non-Profit Housing Corp., 299,269; Cambridge Kiwanis Village Non-Profit Housing Corp., 2,537,132; Cambridge Non-Profit Housing Corp., 2,950,594; Campbellford Memorial Multicare Lodge, 372,580; Canada Life Mortgage Services, 1,018,700; Canadian Imperial Bank of Commerce, 266,515; Canadian Martyrs Seniors Residence East York Inc., 553,137; Canadian Mental Health Association, 1,967,854; Capreol Municipal Non-Profit Housing Corp., 136,216; Cara Community Corp., 723,504; Cardinus Housing Co-op., 694,416; Carleton Place Municipal Non-Profit Housing Corp., 152,341; Casa Bella Senior Citizen Apartment Inc., 373,331; Castle Arms Non-Profit Housing Corp., 655,557; Cencourse Project Inc., 346,036; Central Gospel Community Homes Inc., 500,200; Central King Seniors Residence, 662,067; Centre d'habitation de Chelmsfor, 506,417; Centre for Equality Right in Accomodation, 391,212; Centre Green Co-op. Homes, 344,868; Centre Ste-Therese, 167,591; Centretown Citizens (Ottawa) Corp., 5,026,449; Centreville '1' Non-Profit Housing Corp., 640,320; Changemakers Co-op. Homes (Kitchener) Inc., 796,739; Chapleau Association for Community Living-Housing, 134,511; Charles Darrow Housing Co-op., 1,134,269; Chartwell Baptist Community Homes, 689,216; Chatham Hope Non-Profit Housing Corp. (Phase IV), 816,294; Chatham Hope Non-Profit Housing Inc., 376,938; Chegoggin Co-op. Homes Inc., 1,565,261; Chelsea Green Home Society, 661,084; Cheshire Homes of London Inc., 128,050; Chinese Evergreen Non-Profit Housing Corp., 1,303,978; Chord Housing Co-op. Inc., 677,235; Christian Horizons, 137,316; Church Lombard Housing Co-op, 347,406; Church of the Atonement (Alderwood) Senior Citizens Project, 160,311; Church of the Master Homes Corp., 833,391; City Park Co-op. Apartments Inc., 3,432,785; Clarion Co-op. Homes Inc., 774,831; Clintwood Non-Profit Housing Co-op. Inc., 568,957; Coalition Franco-Ontarienne sur le Logement, 190,169; Cobourg Non-Profit Housing Corp., 807,807; Cochrane Housing Support Services Inc., 199,082; Coldwater Seniors Apartment Inc., 270,483; College Green Co-op. Homes Inc., 458,211; Collingwood Municipal Non-Profit Housing, 557,117; Columbus Club Housing Corp., 299,642; Columbus Club of Sault Ste Marie Housing Corp., 388,586; Columbus Estates of Chatham Inc., 954,832; Columbus Non-Profit Housing of Strathroy, 167,892; Columbus Place for Seniors of Fort Frances Inc., 326,372; Commission de Logment de Vanier, 282,492; Common Front Housing Co-op. Inc., 2,133,567; Commonwealth Co-op. Homes, 569,031; Community Living Alternatives, 134,099; Community Living Association for South Simcoe, 227,669; Community Living Huronia, 226,204; Community Living Timmins/Integration Communautaire, 143,069; Community Works Non-Profit Housing, 1,310,036; Consideration Co-op. Homes Inc., 502,209; Constance Hamilton Housing Co-op., 154,565; Coop d'habitation Antigonish Inc., 170,065; Coop d'habitation Cote Est, 251,980; Coop d'habitation Desloges Inc., 1,079,880; Coop d'habitation St. Georges Housing Co-op, 651,768; Coop d'habitation Voisins Inc., 490,460; Co-op. Homes of Prosperity and Equality, 431,599; Co-op. Housing Association of Ontario, 870,000; Copernicus Lodge and CMHC, 170,091; Coral Non-Profit Homes (Barrie) Inc., 1,194,479; Corktown Co-op. Homes Inc., 528,504; Cornerstone Community Association, 136,296; Cornwall Municipal Non-Profit Housing Corp., 481,943; Cornwall Non-Profit Housing Corp. Phase III, 793,562; Costi-Iias Immigrant Services, 166,747; Country Spirit Co-op. Homes Inc., 551,638; Credit River Municipal Non-Profit, 782,445; Crisis Housing Liason, 177,176; Cumberland Housing Corp. Porte Charlemagne Gate, 208,644; Cypriot Homes of the Kitchener-Waterloo Area, 1,036,123;

Dalhousie Non-Profit Housing Co-op., 175,102; Dan Benedict Housing Co-op, 1,909,492; Davis Drive Non-Profit Homes Corp., 1,132,122; Daystar Community Homes, 517,397; Deep Quong Non-Profit Homes Inc., 742,545; Delta Place Co-op. Homes of London Inc., 386,260; Demetrius Residence, 233,947; Dereham Forge Housing Co-op. Inc., 147,064; Deseronto Non-Profit Housing Corp., 270,494; Dixon Neighbourhood Homes Inc., 154,248; Dobbin Housing Co-op. Inc., 459,720; Don Quixote Co-op. Homes Inc., 171,882; Dorothy Klein Seniors Housing, 1,309,432; Dove Co-op. Homes Inc., 151,230; Drouillard Place Non-Profit Housing Inc., 346,079; Drumbo and District Housing Corp., 136,402; Dryden Municipal Non-Profit Housing Corp., 540,196; Dufferin Association for Community Living, 130,653; Dufferin Gardens Co-op. Homes Inc., 127,243; Duffin's Creek Co-op. Homes, 593,218; Duncan Mill Labourers' Local 183 Co-op. Homes Inc., 2,483,685; Dundas Valley Non-Profit Housing Corp., 487,112; Dunnville Non-Profit Housing Corp., 406,017; Durham Christian Homes, 617,201; Durham Region Non-Profit Housing, 9,483,790; Durham, Regional Municipality of, Non-Profit, 128,906; Dutton and District Lions Non-Profit Housing, 134,160;

EFBC Non-Profit Housing Corp., 743,925; Eagleson Co-op. Homes, 391,536; Ebony Group Community Homes of Hamilton, 700,913; Ecuhome Corp., 1,458,591; Edenwood Seniors Village Inc., 636,226; Elizabeth Overend Non-

MINISTRY OF HOUSING — Continued

- Profit Housing Orillia Inc., 511,527; Elkview Gardens, 330,932; Ellwood House Inc., 177,335; Elmview Estates Housing Co-op., 274,799; Emily Murphy Non-Profit Housing Corp., 487,497; Emily Murphy Second Stage Residences, 180,992; Emmanuel Lutheran Manor Victoria Village, 568,910; Erin Court Co-op. Homes Inc., 2,917,152; Espanola Non-Profit Housing Corp., 227,876; Estonian Relief Committee Non-Profit Residences in Canada, 729,089; Evangel Hall Non-Profit Housing Corp., 741,897; Exandarea Meadows Housing Co-op., 253,575;
- FCCP Non-Profit Housing Corp., 877,077; Faethorne Place Housing Co-op. Inc., 370,664; Faith Lutheran Social Services, 313,528; Faith Non-Profit Housing Corp. (Fort Frances) Inc., 199,884; Family Action Network Housing Corp. (NY), 331,308; Federation of Metro Tenants' Association, 138,751; Fenelon Area Independent Living Association 739, 236,249; Fingate Real Estate Ltd. Liuna Hamilton Association, 4,300,006; Fiddleville (Shelburne) Non-Profit Housing Corp., 395,618; Fife Road Co-op. Homes Inc., 912,857; Fifty Plus Housing Co-op, 122,247; First Erdelyi Non-Profit Housing Corp., 1,161,510; First Place Hamilton Housing Corp., 776,421; First Step Non-Profit Homes of Toronto, 874,857; Five Arches Non-Profit Housing Corp., 300,220; Fletchers' Creek Co-op. Homes, 699,480; Forest Quarter Family Residence Inc., 508,962; Forestwood Co-op. Homes Inc., 2,702,413; Formosa Seniors Non-Profit Housing Corp., 187,560; Fort Erie Municipal Non-Profit Housing Corp., 788,746; Fort William Legion Branch #6 Housing, 276,944; Forum Italia Non-Profit Housing Corp., 2,541,209; Foyer des Aînés Francophones de Timmins Inc., 286,980; Frank Long Co-op. Homes Inc., 257,747; Fred Victor Mission, 660,403; Freelon Lions Villa, 249,509; Friendship Place d'amitié Residence Rayside Balfour, 550,775; Friuli Benevolent Corp., 1,113,370; Frontenac, County of, Non-Profit Residential Corp., 409,008; Frontier's Foundation (Operation Beaver), 500,001;
- GT Senior Apartment of Arnprior Inc., 203,818; Gananoque Family Housing Inc., 309,003; Garafraxa Non-Profit Homes Inc., 209,498; Gateway Community Homes (Durham) Inc., 489,016; Gateway Co-op. Homes, 1,849,931; Genesis (London) Housing Co-op. Inc., 382,187; George Jeffrey Childrens Treatment Centre, 219,554; Geraldton Municipal Non-Profit Corp., 327,221; Gilzean's Creek Housing Co-op. Inc., 150,711; Glen Davis Equities Ltd., 879,669; Glen Gardens Housing Co-op. Inc., 536,304; Glen Oaks Co-op. Homes Inc., 1,492,296; Glenn Haddrell Housing Co-op. Inc., 615,552; Gloucester Non-Profit Housing Co-op., 1,614,524; Golden Age Manor (Emo) Inc., 137,287; Golden Town Residential Community Inc., 683,761; Goldlist Property Management, 171,919; Good News Community Homes, 396,679; Good Shepherd Non-Profit Homes Inc., 1,460,448; Gore Bay Non-Profit Housing Corp., 223,070; Grace Communities Corp., 977,070; Grace Hartman Housing Corp., 766,427; Grachanica Non-Profit Housing Corp., 193,455; Gran Columbia Hiscan (Toronto) Non-Profit Housing Corp., 863,515; Grand River Non-Profit Housing Corp., 290,517; Gravenhurst Non-Profit Housing Corp., 428,556; Greek Orthodox Community of the Holy Trinity Church Non-Profit Housing Corp., 573,097; Greenvale Co-op. Homes Inc., 521,901; Grey Bruce Community Health Corp., 156,877; Guelph Line Seniors Non-Profit Residential Corp., 186,460; Guelph Non-Profit Housing Corp., 4,145,209; Guelph Wellington Women in Crisis, 252,321; Guhbawin Co-op. Housing Inc., 427,447;
- Habitat Boreal Inc., 356,802; Haldimand Co-op. Housing Corp., 416,832; Haldimand, Town of, Non-Profit Housing Corp., 185,009; Haliburton Community Housing Corp., 439,236; Halton Adolescent Support Services, 190,631; Halton Development and Non-Profit Housing Accomodation Corp., 5,920,565; Hamilton Baptist Non-Profit Homes, 1,416,297; Hamilton, City of, 305,865; Hamilton, City of, Non-Profit Housing Corp., 3,985,213; Hamilton East Kiwanis Non-Profit Homes, 4,771,371; Hamilton Portuguese Community Homes Inc., 877,955; Handicapped Action Group Inc., 210,600; Harbour Channel Housing Co-op., 710,384; Harmony Co-op. Homes Inc., 342,796; Harmony Non-Profit Housing Corp. of Western Ontario, 855,228; Harmony-King Co-op. Homes Inc., 672,984; Harry Sherman Crowe Housing Co-op., 1,962,978; Hawkesbury Non-Profit Housing Corp., 928,203; Hazeldean Housing Co-op., 826,990; Hearst, Town of, Municipal Non-Profit Housing Corp., 728,582; Heathercross Charitable Foundation, 253,075; Heimathof Retirement Home Inc., 299,525; Hellenic Home for the Aged Inc., 1,284,603; Heritage Community Housing Corp., 1,126,101; Hesperus Fellowship Community of Ontario, 314,169; Hiatus House, 257,951; Highland Homes Co-op. Inc., 408,545; Hilliard Park Non-Profit Homes Inc., 405,954; Holcro Non-Profit Housing Corp., 918,617; Holy Cross Villa Non-Profit Housing Corp., 244,340; Holy Name Community Non-Profit Housing Corp., 391,356; Holy Protection Millennium Home, 184,814; Holy Trinity Non-Profit Residences York, 1,235,007; Homeland Non-Profit Housing Complex Inc., 439,340; Homes First Society, 3,078,551; Homeward Family Shelter, 411,395; Hope Seniors Centre-Danforth, 487,319; Hopevilla Non-Profit Residences of North York, 406,272; Horizon Co-op. Homes Inc., 481,431; Hostel Services (Durham Region) Inc., 297,294; Hotinohsioni Inc., 168,818; House of Compassion, 257,240; House of Friendship of Kitchener, 626,494; Houselink Community Homes, 2,190,130; Houses Opening Today Toronto Inc., 411,475; Housing Help Centre for Hamilton-Burlington, 205,614; Housing Help/Aide Logement, 268,009; Housing Our People Economically (Hope/Hamilton) Inc., 488,800; Hugh Garner Housing Co-op. Inc., 226,114; Huntsville Legion Seniors Manor Inc., 374,745; Huntsville Municipal Non-Profit Housing Corp.,

MINISTRY OF HOUSING — Continued

441,103; Huron Sands Non-Profit Homes Inc., 176,190;

IOOF Senior Citizen Homes Inc., 625,846; ITCA Community Involvement Inc., 428,016; Ibercan Homes Non-Profit Corp., 1,140,096; Iler Campbell in Trust for Cobblehill Homes Co-op. Inc., 852,875; Immaculate Conception Senior Citize Residence, 326,148; Indo Canadian Non-Profit Housing Corp. of Peel, 599,848; Ingamo Family Homes, 198,344; Innstead Co-op. Inc., 304,017; Integrative Housing, 182,773; Interfaith Homes Corp., 4,370,901; Interchurch Community Development Corp., 410,550; Interim Place, 290,664; International Ladies Garment Workers Union Housing Co-op., 523,032; International Relief Agency Inc., 1,035,038; Iroquois Falls Senior Apartment, 122,453; Isles of Innisfree Non-Profit Homes Inc., 541,776; Italian Canadian Benevolent Seniors Apartments Corp., 2,611,476; Italian Housing Corp. of Sault Ste Marie, 438,696;

Ja'fari Islamic Housing Corp., 1,560,180; Jack Goodlad Senior Citizens Residence Corp., 1,457,418; Jarvis George Housing Co-op. Inc., 1,031,544; Jaycees Brantford Non-Profit Homes Corp., 292,537; Jenny Green Co-op. Homes Inc., 497,104; Jessie's Housing, 558,564; John Fitzpatrick Steelworkers Housing Co-op. Inc., 2,494,339; John Howard Society of Durham Regional Residence, 131,373; John Moynahan Co-op. Homes Inc., 473,087; Jubilee Gardens Non-Profit Housing Corp., 1,746,821;

K-W Habilitation Services, 154,162; Ka Wah Community Housing Windsor, 260,243; Kairos Non-Profit Housing of Peterborough, 146,315; Kakabeka Legion, 133,903; Kaleidoscope Co-op. Homes Inc., 621,068; Kanata Baptist Church Place Inc., 551,204; Kancro Non-Profit Homes Corp., 2,402,632; Kashaday Residence Inc., 161,084; Kawartha Participation Project, 1,073,451; Kay Bee Seniors Non-Profit Housing, 126,647; Keewatin Non-Profit Housing Corp., 121,577; Keith Whitney Homes Society, 1,328,825; Kenneth Crescent Non-Profit Homes Inc., 636,288; Kenogamisis Non-Profit Housing Corp., 145,035; Kenora Assembly of Resources, 137,246; Kenora Municipal Non-Profit Housing Corp., 1,165,743; Kent Park Community Homes Simcoe, 600,977; Kerry's Place, 123,714; Kingston Co-op. Homes Inc., 154,682; Kingston Friendship Homes Inc., 328,461; Kingston Homebase Non-Profit Housing, 240,009; Kingston Municipal Non-Profit Housing Corp., 1,681,800; Kingsway Lambton Home for Seniors Inc., 1,305,870; Kinsmen Court Home for Men and Women, 194,028; Kinsmen Non-Profit Housing Corp. (Richmond Hill), 2,378,717; Kinwell Place Non-Profit Housing Corp., 243,617; Kirkland Lake Non-Profit Housing Corp., 743,872; Kitchener Alliance Community Homes Inc., 1,679,169; Kitchener, City of, 6,294,192; Kitchener Waterloo Y.W.C.A., 430,758; Kiwanis Club of Scott's Plains (Peterborough) Housing Inc., 402,777; Knights Village Non-Profit Housing, 2,628,155;

LIUNA (Hamilton) Association, 711,536; LIUNA Local 527 Non-Profit Housing Corp., 585,711; Labour Community Service Centre, 983,575; Labourhood Homes Resources Centre Inc., 122,912; Labourview Co-op. Homes Inc., 279,108; Lakehead Christian Senior Citizen Apartment Inc., 251,846; Lakeshore Gardens Co-op. Homes Inc., 1,729,908; Lakeshore Village Artists' Co-op. Housing Federation of Toronto, 727,640; Lakeshore Village Artists' Co-op. Inc., 717,592; Lambert Swale Non-Profit Homes Inc., 957,232; Lancaster and District Non-Profit Housing Inc., 144,312; Lao Village Housing Co-op., 136,396; L'Arche-Ottawa, 120,693; Las Americas Co-op. Homes, 1,173,159; Las Flores Non-Profit Housing Corp., 840,102; Latin American/Canadian Non-Profit Housing (London), 390,280; Lavender Lane Co-op. Homes, 302,285; Legion Senior Housing Inc. Kingsville, 199,588; Legion Village-96 Seniors Residence Brockville, 393,742; Leta Brownscombe Co-op. Homes Inc., 440,909; Life Centre Non-Profit Housing Corp., 1,429,694; Lift Non-Profit Housing of London, 197,348; Lighthouse Non-Profit Homes Habitations à but non-lucratif, 416,745; Lindsay Non-Profit Housing Corp., 908,481; Lions' Club of Sault Ste. Marie Housing Corp., 307,399; Lions Douglas Heights Seniors Residence, 280,032; Little Current Place Non-Profit Housing and Elderly Citizens Centre Corp., 162,251; Local 550A UFCW Residences Inc., 397,131; Local 1005 Community Homes Inc., 711,975; Logement à but non-lucratif de la Corp. du Village d'Alfred, 372,612; Logement la Nativité, 424,994; Lois Miller Co-op. Housing, 367,718; Lom Nava Housing Co-op. Inc., 889,226; London Housing Registry, 134,793; London Non-Profit Multicultural Residences, 474,049; London Polonia Towers Inc., 624,737; London Second Stage Housing Committee, 287,935; London Town Co-op. Homes Inc., 350,383; Long Point Area Non-Profit Housing Corp., 361,366; Los Andes of Hamilton Co-op. Inc., 710,560; Loughborough Housing Corp., 286,210; Loyola Arrupe Corp., 3,274,328; Lucan Community Non-Profit Apartment Corp., 145,953; Lusitania Villas of Cambridge Inc., 622,596; Lutheran Community Housing Corp., 968,147; Lutheran Homes Niagara, 389,777; Lutheran Independent Living London, St. Ansgar Place, 183,155; Lutheran Social Services (Owen Sound) Inc., 902,124;

Machell's Corners Housing Co-op., 855,873; Machin Municipal Non-Profit Housing Corp., 354,567; Mactier and District Community Housing, 185,757; Madison Avenue Residences for Psychiatric Patients, 164,219; Main Stream, 164,045;

MINISTRY OF HOUSING — Continued

Maison Fraternite (Cantin St), 133,015; Maisons Co-op. des Pins Gris Inc., 234,119; Maisons Co-op. St. Jacques Inc., 510,280; Maisons Co-op. Val Caron Inc., 241,318; Manitoulin Non-Profit Homes Inc., 152,119; Manitouwadge Municipal Non-Profit Housing Corp., 772,811; Maple Heights Non-Profit Housing Corp., 120,755; Maple Leaf Drive Seniors Non-Profit Residential Corp., 1,764,771; Marathon Municipal Non-Profit Housing, 763,598; Marconi Non-Profit Housing Corp., 878,193; Margaret Laurence Housing Co-op. Inc., 1,537,666; Maria Fernanda Non-Profit Housing of Ontario, 1,493,412; Marigold Co-op. Homes Inc., 884,258; Mariner's Co-op. Homes (Leamington) Inc., 326,622; Mario de Giovanni Co-op., 1,174,309; Mariposa Co-op. Homes Inc., 429,069; Marmora and District Housing Commission, 170,497; Marwick Property Management, 2,476,085; Mary Centre of the Archdiocese of Toronto, 226,132; Marycrest at Inglewood (Peterborough) Seniors Residence, 414,848; Masaryktown Non-Profit Residences Inc., 2,039,256; Massey Centre for Women, 692,220; Matrix Affordable Home for the Disadvantaged, 1,019,021; Matthew Co-op. Housing Inc., 790,097; Maurice Coulter Housing Co-op., 1,195,739; Max Saltsman Community Co-op. Homes Inc., 1,231,583; McClure Community Homes Inc., 1,230,875; McGivney Community Homes Inc., 455,218; McMaster Community Home Corp., 610,055; Meadowdale Community Housing Co-op., 344,511; Meadowgreen Co-op. Homes Inc., 664,479; Mel Swart Co-op. Homes Inc., 167,400; Melbourne Housing Corp., 148,072; Men's Support Services of York Region, 200,298; Menno Lodge of Aylmer Inc. Housing Committee, 180,312; Metro Tenants Legal Services, 184,858; Metropolitan Toronto Association for Community Living, 940,860; Metropolitan Toronto Housing Co. Ltd., 39,783,855; Metta Housing Co-op. Inc., 1,302,158; Micah Homes Non-Profit Housing Corp., 1,553,966; Michipicoten Non-Profit Housing Corp., 332,085; Milton Community Homes Inc., 275,827; Mimico Co-op. Homes, 1,633,450; Mississippi Community Ventures, 128,430; Mocrebec Non-Profit Housing Association, 182,178; Momiji Seniors Residence, 1,210,530; Moonstone Co-op. Homes Inc., 502,180; Moosonee Non-Profit Housing Corp., 1,532,665; Morley Municipal Housing Corp., 127,197; Mount Forest Non-Profit Housing Corp., 278,589; Mount Lakeview Non-Profit Housing Corp., 1,016,202; Muki Baum Association, 159,996; Muslim Non-Profit Housing Corp., 611,688; Mutually Assisting Residential Community, 207,037;

Nainstay Non-Profit Buildings Inc., 275,807; Nakiska Co-op. Homes Inc., 1,466,948; National Capital Region Vietnamese-Canadian Non-Profit Housing Corp., 724,823; National Council of Jewish Woman of Canada, 375,305; Needlewood Glen Housing Co-op. Inc., 832,018; Neighbourhood Housing in Lindsay Dunoon Terrace, 140,297; Nelson Co-op. Homes Inc., 1,026,562; Nepean Housing Corp., 2,425,968; Neustadt Hillside Manor Co-op, 125,883; New Beginnings Housing Project of Chatham, 323,518; New Generation Co-op. Homes, 316,644; New Hope Housing Community Centre, 286,300; New Hope Non-Profit Dwellings (Durham) Inc., 1,649,381; New Leaf Living and Learning Together Inc., 753,819; New Liskeard Non-Profit Housing Corp., 230,078; Niagara, City of, Non-Profit Housing Corp., 1,109,704; Niagara Ina Grafton Gage Home, 568,493; Niagara Neighbourhood Housing Co-op. Inc., 844,853; Nipigon Non-Profit Housing Corp., 153,057; Nisbet Lodge-McClintock Manor, 978,438; Niska Non-Profit Homes Inc., 181,608; North Bay Community Housing Initiatives, 564,135; North Bay Municipal Non-Profit Housing Corp., 1,168,937; North Hasting Non-Profit Housing, 234,802; North York Women's Shelter, 134,838; Northminster Residences of Toronto, 1,585,501; Northtown Co-op. Homes Inc., 369,262; Northumberland Supportive Non-Profit Housing Corp., 328,496; Northview Meadow Co-op. Home Inc., 2,933,724; Northwood Park Co-op. Homes Inc., 386,880; Nottawasaga Co-op. Homes Inc., 597,644;

Oaklands Housing Co-op, 158,067; Oakwil Non-Profit Homes Corp., 199,467; Ociso Non-Profit Housing Corp., 803,928; Odell-Jalna Residences of London, 1,444,584; Odessa Non-Profit Housing Corp., 279,384; Ohr Somayach Residential Centre Inc., 1,036,971; Ontario Aboriginal Housing Support Services Corp., 1,115,938; Ontario Federation of Indian Friendship Centres, 130,000; Ontario Housing Corp., 14,962,391; Ontario Non-Profit Housing Association, 1,416,000; Open Door Concepts Welland Inc.-Canal View Homes, 448,751; Opeongo Non-Profit Community Residential Development Inc., 330,396; Operating Engineers Local 793 Non-Profit Inc., 2,728,492; Operation Springboard, 626,778; Orchard Grove Housing Co-op. Inc., 1,770,670; Organization for the Multi-Disabled (Thunder-Bay) Inc., 135,590; Orillia Association for the Handicapped, 153,266; Orillia Christian Fellowship Non-Profit Housing Corp., 1,867,000; Orillia, City of, Non-Profit Housing Corp., 842,580; Orillia Community Non-Profit Housing Corp., 902,038; Orion Co-op. Housing Corp., 404,781; Osgoode, Township of, Non-Profit Corp., 173,337; Oshawa and District Association for Community Living, 339,965; Oshawa Branch #43 Legion Senior Citizen Manor Corp., 507,186; Oshawa Y.W.C.A., 493,905; Ottawa/Lorry Greenburg, City of, 348,652; Ottawa, City of, Non-Profit Housing Corp., 23,075,505; Ottawa Vietnamese Non-Profit Residence Corp., 307,763; Ottawaska Housing Corp., 263,963; Otter Creek Co-op. Homes Inc., 817,102; Our Lady of Smolensk Russian Orthodox Retirement Centre, 463,177; Our Lady of Victory Senior Citizens Residence York Inc., 1,256,206; Our Saviour Thistletown Lutheran Lodge, 832,888; Owen Sound Branch #6 Legion Non-Profit Housing Corp., 191,454; Owen Sound Municipal Non-Profit Housing Corp., 1,601,085; Ozanam Non-Profit Housing, 205,068;

MINISTRY OF HOUSING — Continued

PAM Gardens Non-Profit Housing Inc., 1,270,380; Pablo Neruda Non-Profit Housing Corp., 1,137,301; Paderewski Society Home Niagara, 363,884; Palace Place Co-op. Homes Inc., 575,998; Park Street United Church (Chatham) Non-Profit Housing Corp., 265,306; Parkview Village Retirement Community, 200,474; Parkwood Manor, 197,647; Parry Sound Friends of the Physically Handicapped, 268,792; Parry Sound Municipal Non-Profit Housing Corp., 192,310; Participation House—Toronto Parent Association, 186,614; Participation Lodge/Grey Bruce, 146,988; Pathway Non-Profit Housing Corp., 292,959; Pawating Co-op. Homes Inc., 438,816; Paz Co-op. Homes Inc., 779,447; Peace Ranch Inc., 151,777; Peel Multicultural Council Housing Project Inc., 354,300; Peel Non-Profit Housing Corp., 31,600,009; Peggy and Andrew Brewin Housing Co-op, 246,786; People's Choice Co-op. Homes Inc., 812,102; Percy Heights Housing Co-op., 120,440; Performing Arts Lodges of Canada, 2,545,350; Phoenix Rising Non-Profit Housing Inc., 244,997; Phoenix Stage 2 Housing of Huron County, 332,719; Physically Handicapped Adults' Rehabilitation Association, 947,106; Picton Seniors Non-Profit Housing, 267,243; Pillette Green Housing Corp., 143,767; Pinecroft Co-op. Homes Inc., 585,726; Pinefield Non-Profit Homes of Ontario, 1,113,516; Pl Bonne Entente-Aines-Chelmsford, 335,705; Place Cartier Habitation à but Non-lucrative de Dowling Inc., 211,997; Place Saint-Laurent, 389,820; Port Burwell Family Residences, 284,822; Port Colborne Co-op. Homes, 319,155; Port Elgin Rotary Non-Profit Accommodations, 229,385; Port Hope Non-Profit Housing Corp., 241,682; Porto Village Non-Profit Housing Inc., 231,748; Priory Square Co-op. Homes, 732,198; Prism Co-op. Homes Inc., 138,512; Prisma Non-Profit Housing Corp., 1,886,820; Project Esperance/Project Hope Non-Profit Housing, 1,705,119; Project 441 Non-Profit Home Corp., 448,847; Prophetic Non-Profit Homes (R Hill), 3,046,788;

Quaker Hill Co-op. Homes Inc., 346,476; Quinte's Isle Non-Profit Housing Corp., 289,728;

Raiffeisen Co-op. Homes Inc., 231,065; Rakoczi Villa Non-Profit Housing Corp., 1,246,422; Redlake Municipal Non-Profit, 436,732; Reena Foundation, 1,293,602; Regatta Place Co-op. Homes Inc., 312,794; Regeneration House Inc., 171,995; Religious Hospitallers of Saint Josephs Housing Corp., 354,523; Résidence des Aines Canadiens Francais, 430,578; Résidence la Joie à but non-Lucrative de St. Albert Inc., 158,172; Résidence Richelieu Windsor Inc., 318,439; Richmond Hill Co-op. Homes Inc., 1,329,730; Richmond Hill Ecumenical Homes Corp., 4,345,602; Richview Baptist Foundation, 1,799,052; Ridelle Co-op. Homes Inc., 243,128; Ridgetown Community Estates (Non-Profit) Inc., 204,632; Ridley Terrace Non Profit Homes, 535,969; River Park Non-Profit Housing Corp., 1,135,957; Riverdale Co-op. Houses, 138,980; Riverdale Housing Action Group, 622,729; Riverway Non-Profit Housing Corp., 381,805; Robert Cooke Co-op. Homes, 1,884,635; Robinson Street Non-Profit Homes (Markham) Inc., 245,293; Rockcliffe Seniors Complex, 215,829; Rockland Housing Corp., 142,763; Rockview Seniors Co-op. Homes Inc., 395,102; Rosetown Municipal Non-Profit, 366,649; Rotary (Don Valley) Cheshire Homes Inc., 463,639; Rougemount Co-op. Homes, 583,578; Roxborough, Township of, Non-Profit Housing Corp., 135,701; Royal Canadian Legion Veteran Homes Corp., 180,553; Royal Canadian Legion Villa Kingston, 291,357; Royal City Housing Co-op. Inc., 310,658; Royal Oaks Housing Co-op., 622,275; Russell Meadows Accommodations Inc., 206,091; Rye Gate (Tecumseh) Co-op. Homes, 605,762;

Sack Goldblatt Mitchell in Trust for Saorsie Co-op. Inc., 375,000; St. Andrew-Thomas Senior Citizens Residence, 284,506; St. Angelas Non-Profit Housing Corp., 223,677; St. Catharines Senior Citizens Residence, 261,946; St. Charles Co-op. Homes Inc., 495,306; St. Clair O'Connor Community Inc., 407,184; St. Isidore Non-Profit Housing Corp., 129,341; St. James Court Non-Profit Apartment Corp., 198,408; St. John's Polish National Catholic Cathedral Residential Corp., 445,920; St. John's Retirement Homes, 541,757; St. John's Senior Citizen's Home, 228,153; St. Joseph's Non-Profit Housing Corp., 1,011,319; St. Jude Community Homes, 699,600; Saint Luke's Dixie Senior Residence Corp., 156,067; St. Margaret Community Homes, 226,039; St. Margaret's Towers Inc., 1,201,170; St. Mark's Non-Profit Housing Corp., 1,103,896; St. Martins Co-op. Homes Inc., 525,402; St. Mary's Senior Residence, 1,862,188; St. Matthew's (Richmond Hill) Homes, 402,018; St. Matthew's Bracondale House, 425,570; St. Michael's Halfway Homes, 335,038; Saint Monica House, 177,042; St. Paul's Court, 174,548; St. Paul's United Church Non-Profit, 319,665; St. Peter's Seniors Residence Woodbridge Inc., 720,145; St. Vladimir's Russian Residence In Ottawa Inc., 496,075; Sts. Peter and Paul Ukrainian Community Homes, 428,306; Salvador Del Mundo Co-op., 1,705,067; Salvation Army, 220,978; Salvation Army Community Living, 134,621; Salvation Army-Mens Hostel, 240,536; Sampaguita Filipino Village of Mississauga, 137,082; Sandhills Co-op. Homes Inc., 803,568; Sarnia-Lambton Berean Community Housing, 478,482; Sault Moose Lodge Housing Corp., 331,464; Scarborough Heights Co-op., 1,266,530; Scarborough Housing Help Centre, 150,000; Schomberg Lions Club Non-Profit Housing Corp., 314,834; Secord Avenue Co-op. Homes Inc., 700,128; Ser-rise Community Housing Inc. (Windsor), 245,920; Serson Clarke Non-Profit Housing Corp., 403,978; Settlers Non-Profit Housing Inc. (Parkland Court), 372,289; Shamrock Non-Profit Homes Inc., 1,553,670; Shefford Heritage Housing Co-op. Inc., 312,057; Shehrazad Non-Profit

MINISTRY OF HOUSING — Continued

- Homes Inc., 1,068,745; Sheppard's Green Co-op. Homes Inc., 206,357; Sherwood Forest (Trinity) Housing Corp., 281,142; Shriner's Creek Co-op. Homes Inc., 208,952; Simcoe, Town of, Non-Profit Housing Corp., 318,220; Sionito Community Development Corp., 155,436; Sioux Lookout, Town of, Non-Profit Housing Corp., 1,116,209; Skyline Co-op. Homes Inc., 585,140; Slavonia-Croatian Non-Profit Homes Inc., 820,243; Slovak Village Non-Profit Housing Inc., 887,106; Slovenian Society of St. Joseph, 247,666; Social Planning Council of Peel Community Housing Partners Peel, 149,733; Société Nolin de Sudbury Inc., 344,841; Society of St. Vincent de Paul, 1,138,986; Solidarity Lodge Senior's Apartment (Sudbury) Inc., 303,429; Sons of Italy (Hamilton), 467,443; South and Metcalf Developments Inc., 339,050; South Crosby Non-Profit Housing Corp., 229,121; South East Grey Non-Profit Housing Corp., 131,751; South Hastings Non-Profit Housing Corp., 697,768; South Niagara Gateway Family Homes, 511,250; Southfields, 891,213; Spirit of 1919 Housing Co-op., 369,025; Springhill Co-op. Homes Inc., 229,268; Spruce Lodge Municipal Non-Profit Housing Corp., 398,125; Staunworth Non-Profit Housing Corp., 520,099; Stamford Kiwanis Non-Profit Homes, 203,794; Start 103, 199,763; Stephenson Senior Link Homes, 3,035,910; Stoa Co-op. Homes Inc., 427,482; Stoneworth Co-op. Homes Inc., 488,134; Stoney Creek Non-Profit Housing Corp., 1,623,151; Street Haven at the Crossroads, 341,716; Sturgeon Falls Municipal Non-Profit Housing Corp., 1,950,839; Sudbury Finnish Rest Homes, 279,615; Sunrise Place Non-Profit Housing Co-op., 551,811; Sunrise Seniors Place (Oshawa-Durham) Inc., 844,164; Sunshine Homes Non-Profit Inc., 767,592; Suomi Koti of Thunder Bay Inc., 405,096; Superiorview Housing Co-op., 157,952; Supportive Housing Coalition (Moss Park), 6,517,976; Supreme Habitats for Seniors and Families in Nipissing, 349,464; Sutherland Place Co-op. Homes Inc., 410,010; Swansea Town Hall Residences, 843,889;
- Tabby Town Urban Housing Corp., 222,933; Taiga Non-Profit Housing Corp., 748,396; Tamil Co-op. Homes Inc., 486,057; Tanglewood Orchard Co-op. Homes Inc., 495,698; Tannenhof Co-op. Homes, 400,983; Tansley Park Community Homes Inc., 188,787; Tay Valley Non-Profit Housing Corp., 150,483; Tayside Community Support Option, 146,832; Temagami Non-Profit Housing Corp., 295,001; Terra Bella Non-Profit Housing Corp., 2,762,649; Terrace Housing Co-op., 1,233,310; Thedford Non-Profit Housing (Family), 329,772; Thorne View Co-op. Homes Inc., 140,310; Thornhill Green Co-op. Homes Inc., 434,651; Thornhill St. Lukes Seniors Home Inc. Corp., 449,028; Thorold Municipal Non-Profit Housing Corp., 418,987; Thunder Bay, City of, Non-Profit Housing Corp., 3,454,446; Thunder Bay Metro Lions Housing Corp., 433,549; Thunder Bay Seaway, 156,698; Tillsonburg, Town of, Non-Profit Housing Corp. (Maplelane Senior's Residence), 216,762; Timmins, City of, Non-Profit Housing Corp., 577,214; Timmins Finnish Seniors' Home Inc., 242,168; Timimint Housing Non-Profit Inc., 1,043,536; Tisdale Whitney Housing Co-op. Inc., 387,600; Tobias House of Toronto Inc., 1,127,961; Tolpuddle Housing Co-op. Inc., 1,005,653; Tomken Grove Non-Profit Homes, 885,642; Toronto Cervantes Lions Club Non-Profit Housing Corp., 2,098,285; Toronto, Corporation of the City of, 4,000,000; Toronto, City of, Non-Profit Housing Corp., 31,204,640; Toronto Lithuanian Senior Citizens Inc., 210,332; Toronto Refugee Community Non-Profit Homes and Services, 177,473; Trent-Moira Co-op. Estates Inc., 286,248; Trenton Memorial Lodge, 461,905; Trenton Non-Profit Housing Corp., 882,065; Trenton Ontario Branch 110 Legion Non-Profit Housing Inc., 300,792; Trillium Village - Phase 2 Retirement Association, 124,315; Trinity Housing of Coburg Corp., 298,312; Trinity (Huntsville) Non-Profit Housing Corp., 136,669; Triple Link Housing, 316,392; Troy Village Housing Co-op., 248,767;
- Ukrainian Non-Profit Homes Corp. of Niagara, 380,376; Ukrainian Senior Citizens Complex of Sudbury Inc., 238,907; Unicorn Non-Profit Homes Inc., 768,917; Union Housing Opportunities, 1,639,875; United Achievers Non-Profit Housing Corp., 1,972,020; United Church Developments (York Presbyterian), 831,350; United Tenants of Ontario, 289,244; Unity Village Local 183 Non-Profit Homes, 260,214; Upbuilding Non-Profit Homes (Guelph) Inc., 906,492; Upper Canada Lodge B'nai Brith Senior Citizen Foundation, 252,101; Upwood Park Housing Co-op., 1,705,067;
- Van Kleek Senior Citizens Manor Hill, 289,290; Van Norman Community Homes Inc., 514,611; Vanastra Lions Club Apartments Inc., 159,123; Velleman Non-Profit Housing Corp., 122,919; Verendrye Non-Profit Housing Corp. Inc., 383,331; Vesta Co-op. Housing Inc., 399,569; Victoria Park Community Homes Inc., 5,613,930; Victoria Park in Trust for Village Lifestyle Non-Profit Homes Inc., 292,214; Villa Gaspar Corte Real Inc., 2,983,493; Villa Ciociara Senior Citizens Apartments Corp., 244,912; Villa Concordia Seniorens Haus Concordia Inc., 209,137; Villa Kiev, 200,057; Villa Luso Non-Profit Housing Corp., 543,234; Villa Otthon, 2,412,888; Village Glen Co-op. Homes, 392,714; Vineyard Co-op. Homes Inc., 263,468; Vineyard Village Non-Profit Homes of Stratford, 398,114; Volunteers and Information Peterborough, 183,446;
- Walden Municipal Non-Profit Housing Corp., 222,591; Wallaceburg Municipal Non-Profit Housing Corp., 590,185; Walton Place (Scarborough) Inc., 1,582,965; Waterloo Region Non-Profit Housing Corp., 404,641; Waterloo Regional Homes for Mental Health, 187,119; Waterloo Regional Homes Inc., 675,889; Watermark Co-op. Homes Inc.,

MINISTRY OF HOUSING — Continued

253,361; Water Street Non-Profit Homes Inc., 979,778; We Care Non-Profit Homes (Barrie) Inc., 258,788; Weller Arms Non-Profit Homes, 235,113; Wesley Community Homes Inc., 140,991; West Carleton Non-Profit Housing Corp., 173,316; West Nipissing Municipal Non-Profit Housing Corp., 648,835; West Nipissing Non-Profit Housing Corp., 567,884; West Rouge Co-op. Homes, 243,512; Westglen Co-op. Homes of Brantford, 361,361; Westminster Court Senior Citizens, 449,898; Westwood Place Co-op. Homes Inc., 473,447; Whitby All Saints Residence Corp., 172,300; Whitby Christian Non-Profit Housing Corp., 976,097; White River, Township of, Municipal Housing Corp., 183,564; Whitewater Residence (Legion #553) Inc., 170,329; Widworthy Charitable Foundation, 265,292; Wigwamen Inc., 382,168; Wilcox Creek Co-op. Homes Inc., 795,183; William Mercer Wilson Non-Profit Centre Inc., 159,960; William Peak Co-op. Homes Inc., 1,409,747; Williamsburg, Township of, Non-Profit Corp., 121,613; Willow Park Co-op. Homes Inc., 727,537; Willow Place (Guelph Services), 998,539; Willowside Housing Co-op. Inc., 1,453,038; Wilmar Eight Housing Co-op, 505,743; Wilmar Heights United Church Non-Profit Homes Inc., 718,627; Windsor Homes Coalition Inc., 371,783; Windsor Municipal Non-Profit Housing Corp., 3,837,456; Windsor Y Residence, 541,864; Windy Wood Co-op. Homes of London Inc., 769,996; Wisma Mega Indah Inc., 834,820; Wisma Santa Maria Inc., 250,446; Woburn Village Co-op. Inc., 1,575,301; Women in Crisis (Algoma Inc.), 179,640; Women's Centre Grey and Bruce Inc., 128,279; Women's Community Co-op, 271,958; Women's Emergency Centre, 136,811; Wonderland Non-Profit Housing Corp., 187,525; Wood Tree Co-op. Inc., 217,423; Woodgreen Community Housing Inc., 1,955,984; Woodmar Non-Profit Corp., 131,285; Woodrose Co-op. Homes, 319,509; Wotch Permanent Housing, 373,361; Wyndham Hill Co-op. Homes Inc., 480,695;

Xeorixs Homes, 311,671;

Y.M.C.A. of Hamilton/Burlington, 121,590; Y.W.C.A. of Metropolitan Toronto, 365,689; Y.W.C.A. of Peterborough Victoria and Haliburton, 666,672; YSM Genesis Place Homes Inc., 592,912; York, Region of, Housing Corp., 6,704,286; Young Women's Christian Association Bongard House, 1,110,200; Youth Habilitation Quinte Inc., 381,640; Youth Services Bureau of Ottawa-Carleton, 134,680; Yule Manor Co-op. Homes Inc., 598,140;

Zahev Charitable Foundation, 268,873;

2 Mascot Place Co-op. Homes Inc., 677,406; 55 Howard Park Ave. Co-op. Homes Inc., 584,386; 91 Spencer Ave. Co-op. Homes Inc., 659,921; 127 Isabella Non-Profit Residence Inc., 343,952; 1630 Lawrence Ave. West Residences Inc., 1,106,028; 442534 Ontario Inc., 236,332;

Accounts under \$120,000—16,984,225

Others (6,135,813):

Development Assistance—Social Housing Loans, 5,661,126; Ontario Home Renewal Program, 474,687.

Less: Recoveries from Ontario Housing Corporation (\$22,560,400):

Financial and Administrative Services, 13,298,000; Social Housing Programs Administrative Services, 9,262,400.

Ontario Housing Corporation (\$274,487,702):

Subsidies in the form of contributions to Ontario Housing Corporation to finance its operations \$274,487,702.

North Pickering Development Corporation (\$850,258):

Advances to North Pickering Development Corporation to finance its operations, 1,527,690.

Less: Recoveries from Other Activities, 677,432.

Total Other Payments 1,066,731,298

MINISTRY OF HOUSING — Concluded

Statutory (\$39,320)

Minister's Salary (\$30,051)

Hon. R. Allen	August 18, 1994 to March 31, 1995	18,653
Hon. E. Gigantes	April 1, 1994 to August 17, 1994	11,398

Parliamentary Assistant's Salary (\$9,269)

G. Wilson	April 1, 1994 to March 31, 1995	9,269
-----------------	---------------------------------------	-------

Summary of Expenditure

Voted		
Salaries and Wages	65,067,280	
Employee Benefits	8,519,114	
Travelling Expenses	2,174,211	
Other Payments	1,066,731,298	
		1,142,491,903
Statutory		39,320
Total Expenditure, Ministry of Housing		<u>\$1,142,531,223</u>

MINISTRY OF INTERGOVERNMENTAL AFFAIRS

Hon. Bob Rae, Minister

DETAILS OF EXPENDITURE

Voted

Salaries and Wages (\$3,455,984)

Temporary Help Services (\$53,274):
Accounts under \$50,000—53,274.

Payments to Other Ministries/Agencies (\$77,524):
Accounts under \$50,000—77,524.

Less: Recoveries from Other Ministries/Agencies (\$95,886):
Accounts under \$50,000—95,886.

Employee Benefits (\$434,663)

Payments for: Canada Pension Plan, 54,479; Employer Health Tax, 67,791; Public Service Pension Fund, 51,035;
Unemployment Insurance, 100,044; Accounts under \$50,000—123,820.

Other Benefits: Accounts under \$50,000—37,359.

Workers' Compensation Board, 1,644.

Payments to Other Ministries/Agencies (\$17,653):
Accounts under \$50,000—17,653.

Less: Recoveries from Other Ministries/Agencies (\$19,162):
Accounts under \$50,000—19,162.

Travelling Expenses (\$119,326)

R. Marchese, 228; J. Rose, 9,481; S. Bornstein, 42,635; Accounts under \$10,000—66,982.

Other Payments (\$1,672,366)

Materials, Supplies, etc. (\$983,016):
Accounts under \$50,000—809,648.

Payments to Other Ministries/Agencies (\$207,463):
Management Board Secretariat, 191,227; Accounts under \$50,000—16,236.

Less: Recoveries from Other Ministries/Agencies (\$34,095):
Accounts under \$50,000—34,095.

Grants, Subsidies, etc. (\$689,350):
Canadian Intergovernmental Conference Secretariat, 447,700; Confederation Centre for the Arts, 200,000; Accounts under
\$120,000—41,650.

Total Other Payments 1,672,366

MINISTRY OF INTERGOVERNMENTAL AFFAIRS — Concluded

Statutory (\$9,269)

Minister's Salary (\$Nil)

Hon. Bob Rae April 1, 1994 to March 31, 1995 Nil

Parliamentary Assistant's Salary (\$9,269)

Rosario Marchese April 1, 1994 to March 31, 1995 9,269

Summary of Expenditure

Voted

Salaries and Wages	3,455,984
Employee Benefits	434,663
Travelling Expenses	119,326
Other Payments	1,672,366

5,682,339

Statutory 9,269

Total Expenditure, Ministry of Intergovernmental Affairs \$5,691,608

MINISTRY OF LABOUR

Hon. Shirley Coppen, Minister

Hon. Bob Mackenzie, Minister

DETAILS OF EXPENDITURE

Voted

Salaries and Wages (\$91,054,961)

Temporary Help Services (\$1,586,720):

Bilingual Plus Inc., 52,550; Management Board Secretariat, 1,073,762; Pinstripe Personnel, 115,496; Tosi Placement Services, 68,415; Accounts under \$50,000—276,497.

Payments to Other Ministries/Agencies (\$180,675):

Northern Development and Mines, 73,234; Accounts under \$50,000—107,441.

Less: Recoveries from Other Ministries/Agencies (\$829,966):

Citizenship, 220,978; Education and Training, 84,083; Management Board Secretariat, 428,833; Accounts under \$50,000—96,072.

Payments to Parties Outside the Consolidated Revenue Fund (\$48,329):

Accounts under \$50,000—48,329.

Less: Recoveries from parties outside the Consolidated Revenue Fund (\$104,122):

Accounts under \$50,000—104,122.

Employee Benefits (\$12,473,236)

Payments for: Canada Pension Plan, 1,489,335; Dental Plan, 904,124; Employer Health Tax, 1,743,278; Group Life Insurance, 186,669; Long Term Income Protection, 1,017,819; Public Service Pension Fund, 53,426; Supplementary Health and Hospital Plan, 961,870; Unemployment Insurance, 2,797,135; Unfunded Liability—Public Service Pension Fund, 850,792.

Other Benefits: Attendance Gratuities, 8,023; Death Benefits, 17,825; Early Retirement Incentive, 373,576; Maternity/Parental/Adoption Leave Allowances, 750,164; Severance Pay, 1,075,122; Miscellaneous Benefits, 66,416.

Workers' Compensation Board, 292,547.

Payments to Other Ministries/Agencies (\$33,648):

Accounts under \$50,000—33,648.

Less: Recoveries from Other Ministries/Agencies (\$139,459):

Citizenship, 52,781; Management Board Secretariat, 50,240; Accounts under \$50,000—36,438.

Payments to Parties Outside the Consolidated Revenue Fund (\$8,457):

Accounts under \$50,000—8,457.

Less: Recoveries from Parties Outside the Consolidated Revenue Fund (\$17,531):

Accounts under \$50,000—17,531.

MINISTRY OF LABOUR — Continued

Travelling Expenses (\$4,082,745)

Hon. S. Coppen, 701; Hon. B. Mackenzie, 469; M. Cooper, 910; T. Herman, 3,264; J.R. Thomas, 4,190; B. Arnott, 13,913; M. Assels, 12,249; N. Aucoin, 12,482; J. Bauch, 11,301; D. Bechard, 10,788; A. Bennett, 16,529; J. Bowman, 24,133; P. Bucik, 21,572; J. Caldwell, 11,127; D. Chorney, 15,093; J.W. Cormier, 15,726; G. Crossman, 12,217; B.J. Dalys, 11,290; F. Da Silva, 27,294; W. Davis, 19,075; W.K. Davis, 34,310; B. Deck, 14,723; B. El-Nasrallah, 10,850; D. Firth, 10,413; L. Forestier, 14,930; M. Furanna, 23,556; B. Gazley, 10,019; G. Giasson, 10,242; D. Gordon, 11,843; J. Greenberg, 20,583; T. Gregor, 11,935; R. Gurevitch, 34,500; J. Halonen, 19,418; A. Harte, 19,861; C. Hebert, 10,627; A. Heritage, 31,864; D. Howe, 24,044; E. Hudson, 11,548; E. Hunt, 17,949; W. Jackson, 26,603; B. Janisse, 18,648; I. Joseph, 17,378; H. Jurchuk, 14,038; J. Kellett, 10,783; V. Knap, 15,250; B. Landon, 20,827; M. Lapointe, 18,077; J. Leonard, 15,607; W. Lloyd, 19,629; G. Long, 24,435; G. Luker, 20,128; B. Martin, 10,318; J. Mather, 21,274; G. McKerral, 21,895; B. McMurray, 12,714; D. McPhail, 23,954; J. McVeigh, 18,322; A. McWilliam, 11,415; P. Metcalf, 12,792; J. Miller, 19,243; J. Mitchell, 10,762; A. Naples, 18,256; D. Nelson, 21,718; S. Nicholson, 16,787; B. O'Brien, 16,559; P. Ostrom, 21,957; V. Pakalnis, 22,906; T. Parker, 12,256; R. Pearson, 13,479; T. Phillips, 22,275; B. Powers, 18,820; R. Pryor, 20,874; G. Reeds, 23,499; B. Rowe, 23,303; M. Ryan, 20,813; P. Ryan, 11,560; F. Sampson, 15,545; W. Sanginesi, 16,862; D. Sheppard, 14,784; M. Simon, 17,674; E. Sormin, 13,236; H. Stewart, 25,564; T. Stull, 10,407; E. Sullivan, 10,505; G. Tanner, 25,141; J. Tonellato, 22,465; M. Trudeau, 11,193; G. Udasco, 24,665; A. Vigar, 27,529; H. Vogt, 15,540; B. Wild, 17,303; P. Wolters, 16,694; R. Wright, 10,269; Accounts under \$10,000—2,530,677.

Other Payments (\$37,227,510)

Material, Supplies, etc. (\$18,918,093):

Adjudication Services Ltd., 63,346; Anne Barrett, 80,435; Bell Canada, 793,257; Bruce Levey Reporting Services, 148,182; CIBC Development Corp., 59,086; Canada Post Corp., 147,406; Canberra Packard Canada, 91,229; Canebco Subscription Services Ltd., 132,114; Carswell Thomson Professional Publishing, 56,638; Datatech Systems Ltd., 163,978; Digital Equipment of Canada Ltd., 270,970; Dispute Services, 77,547; N.V. Dissanayake, 65,235; F.I.R.M. Services Ltd., 51,686; F.T. Collict and Associates Inc., 66,138; H.S. Finley, 61,386; GE Capital Fleet Services, 189,440; General Motors of Canada, 302,277; Gorsky Arbitration Services Ltd., 120,771; Grand and Toy Ltd., 94,697; H. Hawthorn, 68,451; Hewlett-Packard Canada Ltd., 78,124; Howarth and Smith Ltd., 137,083; R. Howe, 54,092; Institute For Social Research, 58,645; Intelligent Microsystems, 182,194; Inter City Papers Limited, 146,244; KPMG Management Consulting, 58,476; W. Kaplan, 110,017; Kirkwood Arbitration Services Ltd., 63,187; Knoll North America Corp., 76,758; Leasetec International, 837,960; D.J. Leighton, 74,117; M.F.P. Technology Services Ltd., 1,664,585; Matthew Bender and Company Inc., 53,300; Media Buying Services Ltd., 92,740; Metropolitan Toronto Police, 77,409; Mobility Canada, 161,700; Onyx Computers Inc., 191,892; Oracle Corp., 109,267; Perkin-Elmer Canada Ltd., 60,399; Postage By Phone Systems, 313,900; Purolator Courier Ltd., 164,591; R. Robertson, 50,284; Savin Canada Inc., 227,056; Strider Resources Agency, 53,441; TLW Enterprise Inc., 68,266; Telecom Computer Products, 72,956; To The Point Office Consultants Inc., 50,788; Tory Tory DesLauriers and Binnington, 65,757; Triathlon Vehicle Leasing, 272,150; H.J. Waisglass, 79,683; Workers' Compensation Board, 162,418; Xerox Canada, 316,348; Accounts under \$50,000—7,509,360.

Payments to Other Ministries/Agencies (\$4,829,197):

Attorney General, 2,760,148; Management Board Secretariat, 1,975,896; Accounts under \$50,000—93,153.

Less: Recoveries from Other Ministries (\$2,710,560):

Citizenship, 2,623,377; Accounts under \$50,000—87,183.

Grants, Subsidies, etc. (\$18,309,417):

Grants for Income Supplement Program for Older Workers (\$1,261,032):

Desjardins Life Assurance Co. Inc. (Administrator), 1,256,617; Accounts under \$120,000—4,415.

Grants for Injured Workers (\$431,121):

Accounts under \$120,000—431,121.

Grants for Pay Equity Advocacy and Legal Services Clinic (\$399,500):

Law Society of Upper Canada, 399,500.

MINISTRY OF LABOUR — Continued

Grants for Program for Older Worker Adjustment (\$2,183,554):

Desjardins Life Assurance Co. Inc. (Administrator), 2,183,554.

Grants for Research, Improved Health and Safety and Employment Practices, and Other (\$547,812):

University of Toronto, 270,500; Ontario Federation of Labour, 5,000; Accounts under \$120,000—272,312.

Grants for Wage Protection Fund (\$26,325,711):

Accounts under \$120,000—26,325,711.

Grants for Workers' Compensation Board Training Initiatives (\$750,000):

Ontario Federation of Labour, 750,000.

Less: Recoveries from Parties Outside the Consolidated Revenue Fund (\$13,589,313):

Workers' Compensation Board, 13,568,503; Accounts under \$50,000—20,810.

Total Other Payments 37,227,510

Statutory (\$48,589)

Ministers' Salary (\$30,051)

Hon. S. Coppen October 21, 1994 to March 31, 1995 13,406

Hon. B. Mackenzie April 1, 1994 to October 20, 1994 16,645

Parliamentary Assistants' Salary (\$18,538)

M. Cooper April 1, 1994 to March 31, 1995 9,269

S. Murdock April 1, 1994 to March 31, 1995 9,269

Mine Rescue Training (\$NIL)

Salaries and Wages (\$578,818).

Employee Benefits (\$66,463):

Payments For: Canada Pension Plan, 8,710; Dental Plan, 6,170; Employer Health Tax, 11,226; Group Life Insurance, 961; Long Term Income Protection, 7,642; Supplementary Health and Hospital Plan, 7,159; Unemployment Insurance, 18,156; Unfunded Liability—Public Service Pension Fund, 4,866.

Workers' Compensation Board, 1,573.

Travelling Expenses (\$75,903):

J. Hagen, 10,836; P. Lefebvre, 11,633; M. Smith, 12,257; Accounts under \$10,000—41,177.

Other Payments (\$671,623):

Materials, Supplies, etc. (\$671,623):

Draeger Canada Limited, 137,367; MSA Canada, 57,502; Management Board Secretariat, 51,518; Accounts under \$50,000—425,236.

Other Transactions (\$15,881):

Accounts under \$50,000—15,881.

Less: Recoveries from Parties Outside the Consolidated Revenue Fund (\$1,408,688):

Workers' Compensation Board, 1,394,962; Accounts under \$50,000—13,726.

MINISTRY OF LABOUR — Concluded

Summary of Expenditure

Voted		
Salaries and Wages	91,054,961	
Employee Benefits	12,473,236	
Travelling Expenses	4,082,745	
Other Payments	37,227,510	
		144,838,452
Statutory		48,589
Total Expenditure, Ministry of Labour		<u>\$144,887,041</u>

OFFICE OF THE LIEUTENANT GOVERNOR

Hon. Henry N.R. Jackman, Lieutenant Governor

DETAILS OF EXPENDITURE

Voted

Salaries and Wages (\$351,638)

Employee Benefits (\$75,433)

Payments for: Canada Pension Plan, 7,236; Dental Plan, 5,408; Employer Health Tax, 6,564; Group Life Insurance, 971; Long Term Income Protection, 2,038; Supplementary Health and Hospital Plan, 4,817; Unemployment Insurance, 12,040; Accounts under \$50,000—3,258.

Other Benefits: Maternity/Parental/Adoption Leave Allowances, 18,910; Severance Pay, 14,191.

Other Payments (\$157,594)

Materials, Supplies, etc. (\$49,794):

Accounts under \$50,000—49,794.

Expenses (\$107,800):

His Honour Henry N.R. Jackman, discretionary allowance, 107,800.

Total Other Payments 157,594

Summary of Expenditure

Voted

Salaries and Wages	351,638
Employee Benefits	75,433
Other Payments	157,594
Total Expenditure, Office of the Lieutenant Governor	\$584,665

MANAGEMENT BOARD SECRETARIAT

Hon. Brian Charlton, Minister

Hon. Fred Wilson, Minister

DETAILS OF EXPENDITURE

Voted

Salaries and Wages (\$179,050,527)

Temporary Help Services (\$4,294,766):

Computer Action Inc., 100,704; Management Board Secretariat, 4,009,005; T.E.S. Contract Services Inc., 85,222; Accounts under \$50,000—99,835.

Payments to Other Ministries/Agencies (\$2,422,115):

Attorney General, 248,619; Citizenship, 161,683; Community and Social Services, 295,736; Culture, Tourism and Recreation, 96,957; Education and Training, 95,465; Environment and Energy, 66,014; Finance, 145,921; Health, 69,336; Housing, 137,715; Labour, 281,222; Natural Resources, 59,405; Northern Development and Mines, 91,532; Office of the Premier, 208,868; Ryerson Polytechnic University, 50,748; Solicitor General and Correctional Services, 66,457; Transportation, 61,228; Accounts under \$50,000—285,209.

Less: Recoveries from Other Ministries/Agencies (\$1,407,766):

Agriculture, Food and Rural Affairs, 105,713; Attorney General, 260,602; Citizenship, 143,254; Community and Social Services, 103,096; Consumer and Commercial Relations, 56,763; Education and Training, 101,549; Finance, 51,914; Health, 117,745; Housing, 50,432; Labour, 68,762; Women's Issues, 50,099; Workers' Compensation Appeals Tribunal, 56,476; Accounts under \$50,000—241,361.

Employee Benefits (\$23,686,235)

Payments for: Canada Pension Plan, 3,269,708; Dental Plan, 1,341,884; Employer Health Tax, 3,433,808; Group Life Insurance, 260,745; Long Term Income Protection, 1,434,016; Supplementary Health and Hospital Plan, 1,430,265; Unemployment Insurance, 6,208,688; Unfunded Liability—Public Service Pension Fund, 1,018,379.

Other Benefits: Attendance Gratuities, 355,937; Death Benefits, 18,074; Early Retirement Incentive Benefits, 797,593; Maternity/Parental/Adoption Leave Allowances, 452,637; Severance Pay, 2,605,538.

Workers' Compensation Board, 943,291.

Payments to Other Ministries/Agencies (\$335,094):

Community and Social Services, 52,247; Accounts under \$50,000—282,847.

Less: Recoveries from Other Ministries/Agencies (\$219,422):

Accounts under \$50,000—219,422.

Travelling Expenses (\$3,207,727)

Hon. B. Charlton, 1,762; Hon. F. Wilson, 1,738; J.R. Thomas, 1,359; V.A. Gibbons, 1,704; B. Anderson, 12,970; G.N. Aspin, 13,087; B. Belling, 10,086; C.J. Cannon, 10,804; J.M. Charbonneau, 19,671; S. Davey, 11,073; A.J. Fingernagel, 16,283; J. Gisborn, 10,315; N. Guillemette, 20,210; M. Irvine, 15,893; B. Lawrence, 11,047; N. Leitch, 10,639; B.K. Nayyar, 12,878; D.L. Plamondon, 10,336; P. Zapp, 17,258; Accounts under \$10,000—2,998,614.

Other Payments (\$547,611,409)

Materials, Supplies, etc., (\$458,236,982):

A-1 Courier Service, 63,654; A.C. and I. Environmental Inc., 76,859; ACZ Contractors Ltd., 119,617; AFG Glass Centre,

MANAGEMENT BOARD SECRETARIAT — Continued

93,249; A.J. Diamond, Donald Schmitt and Co., 116,771; A.J. Property Management and Consultants Inc., 65,362; A.M.I. Design Build, 53,284; AMJ Campbell Van Lines, 167,754; APS International Computers, 68,280; Aarmic Investments Ltd., 52,281; Abna Investments Ltd., 166,290; Acco Canada Inc., 92,442; Accountant of the Ontario Courts, 50,353; Acom Partners, 57,706; Action and Mario's Refrigeration and Electrical, 50,220; Adco Elevator Service Ltd., 93,201; Addiscott Investments Ltd., 1,346,518; Advanced Knowledge Innovations Inc., 124,307; Aiden Tuite and Tuite, 50,905; Ainsworth Electric Co., Ltd., 202,314; Air Con Systems, 69,269; Aird and Berlis Barristers and Solicitors, 61,609; Aldershot Landscape Contractors Ltd., 82,677; Aldgate Construction Ltd., 300,696; Algarr Capital Corp., 147,750; Algoma Central Properties Inc., 108,556; All Around Contracting Inc., 143,250; Allan Milligan Construction, 50,230; Alma Hurst Holdings Ltd., 311,281; Alpine Janitorial, 85,071; Alta Surety Co., 131,930; Alternative Computer Training For The Disabled, 75,583; Altone Investments Ltd., 86,630; Amdahl Canada Ltd., 2,312,481; Andotte Investments Ltd., 361,347; Angus Reid Group, 186,200; Anso Systems Inc., 79,457; Anson Limited Partnership, 123,651; Anthes Universal Ltd., 53,358; Antonio Ciccone Enterprises Inc., 82,148; Antrim Mechanical Ltd., 596,905; Aon Inc., 1,097,246; Aquicon Construction Co. Ltd., 1,734,076; Arnon Development Corp. Ltd., 240,617; Arnsby Property Management Ltd., 533,403; Arosan Enterprises Ltd., 2,092,055; Art Frame 2000 Ltd., 54,520; Arthur and Doris Lalonde and Bob and Lisa Allen, 51,558; Asgo Management Ltd., 430,080; Associated Paving Co. Ltd., 556,533; Atlantic Packaging Co., 57,176; Atlantis Real Estate Corp., 64,779; Atlas Janitorial Services Co. Ltd., 284,475; Atomic Energy of Canada Ltd., 1,453,949; Atripco Delivery Service, 74,164; Attica General Contractors, 138,551; Aurora Hydro Electric Commission, 170,310; Howard Avery, 75,182; Avila Investments Ltd., 196,173; Avison Property Management Services Ltd., 258,866; Avro Commercial Management Ltd., 2,377,364; Axion Development Corporation Ltd., 686,377; Aylmer, Town of, 92,160;

B and H Paper Products Inc., 113,687; B. Goldberger Holdings Ltd., 85,745; BJB Letterio QC In Trust, 547,710; B.M.C. Software Inc., 187,437; Babbco Office Services Ltd., 320,166; Badenhurst Properties Ltd., 113,867; Balaji Apartments Ltd., 121,029; Banca Commerciale Italiana of Canada, 103,597; Bancroft P.U.C., 73,465; Bar Ron Heating and Air Conditioning Ltd., 216,164; Barber-Colman Of Canada Ltd., 469,718; Barcoding Select 3000, 75,241; Bardis Enterprises Ltd., 190,415; Barne Builders, 82,409; Barnes Security Services Ltd., 345,596; Barr's, 93,895; Barrie, P.U.C., 281,248; Barrydowne Investments Ltd., 63,935; Base General Contracting Ltd., 83,245; Bay Walsh Ltd., 50,600; Bay Web Ltd., 209,948; Beagle Construction Inc., 566,672; Bearss Grounds Maintenance, 52,689; Beebe Mechanical Systems Ltd., 59,286; Behan Construction Ltd., 142,101; Jean-Pierre Belanger, 68,255; Bell Canada, 50,251,656; Belle Bridge Developments Ltd., 150,331; Belmont Property Management, 90,166; Belyea Brothers West Ltd., 84,384; The Bepac Foundation, 72,445; Berridge Lewinberg Greenberg Ltd., 117,045; Bertram Bros. Construction Ltd., 455,441; Best Cleaning, 66,770; Beta and Associates Inc., 276,295; Bic Inc., 89,099; Binkley Lawn and Garden Care and Snowblowing, 61,546; Black and McDonald Ltd., 1,279,356; Black Prince Holdings Ltd., 167,000; Black Top Enterprises Ltd., 591,390; Blackshaw and Clarke Mechanical Contracting Limited, 83,054; Blenkhorn-Sayers, 102,803; Blue Diamond Window Cleaning, 60,199; Bluewater Industrial and Commercial Roofing Ltd., 135,565; Bono General Construction Ltd., 127,010; Boole and Babbage, 157,445; Borins and Associates Property Management Ltd., 200,523; Bowgada Holdings Limited, 137,980; Boyd Cumming and Eady In Trust, 791,983; Bradsil Ltd., 1,959,796; Bramalea Limited, 384,556; Brampton Hydro Electric Commission, 450,729; Branair Ltd., 151,957; Brant Village Developments Ltd., 302,926; Brantco Construction, 65,555; Brantford, City Of, 167,793; Brenning Construction (1986) Ltd., 104,093; Bronson Painting and Contracting, 1,564,438; Brown and Collett Ltd., 94,056; Brown and Huston Contractors Ltd., 126,960; Bryker Data Systems Ltd., 1,646,839; Building Survey Consultants Inc., 57,700; Burlington, Public Utilities Commission Of, 115,471; Burns International Security Services Ltd., 261,268;

C and M Electric, 93,574; C.A.I. Commercial Administrators Inc., 198,300; C.A.S.C., 89,128; C.C. Parker Consultants Ltd., 181,448; CCF Property Management, 160,155; CDI Equipment Finance Inc., 69,667; C.G.I Group, 78,720; C.I.B.C. Development Corp., 4,071,027; C.L. Martin and Co. Limited, 62,170; CMS in Trust, 90,414; Cadillac Fairview Corp. Ltd., 3,274,342; La Caisse Populaire De Kapuskasing, 187,284; Camanor Holdings Ltd., 250,294; Camdev Properties Inc., 156,786; Camphor Holdings Limited, 465,729; Canada Health Monitor, 52,000; Canada Post Corporation, 10,507,062; Canada Square Management Ltd., 4,541,226; Canada Trust, 1,149,970; Canada's Capital Building Services Ltd., 209,813; Canadian Corps of Commissionaires, 228,549; Canadian Escalator and Elevator Service Co. Ltd., 271,866; Canadian Imperial Bank of Commerce, 235,944; Canadian Industrial Specialties Ontario Limited, 144,075; Canadian Premier Property Investments Ltd., 1,065,821; Canadian Tech Air Systems, 3,700,468; Cancam Co-Ownership, 251,124; Candle Corporation, 76,734; Canpar, 141,640; Capital Construction Northern Inc., 995,767; Caputo Sarlo and O'Neill, Barristers and Solicitors, 324,822; Car Park Management Services Ltd., 80,759; Carinci Burt Rogers Engineers, 181,991; Carlton Tower Ltd., 752,998; Carrier Canada Limited, 213,681; Cartareal

MANAGEMENT BOARD SECRETARIAT — Continued

Corporation N.V., 985,749; Castlerigg Investments Inc., 125,937; Catherine Holdings Ltd. and Legoyeau Holdings Ltd., 167,315; Cecil H. Graff and Associates, 703,091; Cedar Hill Developments Inc., 135,261; Cencourse Project Inc., 76,897; Centra Gas Ontario Inc., 1,679,222; Centreview Properties Ltd., 52,049; Chamberlain Construction Services Ltd., 203,149; Chambers Enterprises Ltd., 77,306; Champlain-Thickson Centre Corp., 617,984; Charlez Translations Ltd., 88,063; Chatham Hydro, 127,234; Cherrigold Ltd., 183,450; Chickadee Investments Ltd., 144,340; Chidley Glen Developments Ltd., 174,027; Chris Jacklin Construction Ltd., 170,144; Cipolla's Services Ltd., 90,178; Circle Computer Services Inc., 617,505; Cisco Systems Canada Inc., 1,820,119; Citipark, 59,597; Citipol Security Services Inc., 357,933; City Centre Development Corp., 125,928; City Centre Management Corp., 216,481; Civil Underground and Excavation Co. Ltd., 379,901; Claremont Graphics, 65,659; Claridge Executive Centre, 70,839; Classic Fire Protection Inc., 113,652; Climec Combustion Ontario Inc., 51,283; Clow-Darling Ltd., 100,643; Cluny Property Management Corp., 101,916; Coachlight Realty Ltd., 136,258; Coad Construction Inc., 377,346; Cobourg, Town of, 154,500; Cochrane Temiskaming Resource Centre, 104,832; Cogent Construction Inc., 114,446; Coinamatic Canada Inc., 255,768; Cole Sherman and Associates, 143,300; The College of Physicians and Surgeons, 660,552; College Park, 9,727,023; Colliers Macaulay Nicolls Inc., 187,324; Colonnade Development Incorporated, 220,304; Command Records Services Ltd., 79,509; Commcorp Financial Services Inc., 177,237; Commercial Mechanical Services Ltd., 171,846; Compu-Redi, 82,975; Compugen Systems Ltd., 734,870; The Computer Media Group, 298,072; Compuware Corporation, 150,675; Comro Developments, 1,347,766; Concorde Maintaince Ltd., 924,325; Concordia Project Management Ltd., 381,910; Concordian Realty Management Inc., 113,562; The Conference Board of Canada, 108,189; Confertech Canada Inc., 170,548; Consolidated Canadian Contractors Inc., 73,206; Consumer's Gas, 2,301,833; Cooksville Interiors Ltd., 278,035; Cooling Tower Maintenance Inc., 59,142; Co-Operators General Insurance Co., 134,706; Cornerstone Builders Ltd., 2,469,654; Cornwall Professional Centre Ltd., 83,603; Corporate National Construction Ltd., 368,959; Corporate Software Canada Ltd., 83,405; Cottingham Place Properties, 182,575; The Court House Block Inc., 507,805; Courtland-Sterling Investments, 68,613; Crang and Boake/Cannon/Moffat Kinoshita, 1,153,255; Crawford Roofing Corporation, 81,677; Crystal Maintenance Contractors Ltd., 897,539; Culligan Water Conditioning, 84,952;

D. and A. Carter Property Management Inc., 758,130; D and D Building Ltd., 90,283; D. and G. General Contractors, 53,318; D.M. and M. Realty Ltd. and 3M Construction Ltd., 82,307; D.C.G. Developments, 61,288; DCR Realty Investments Ltd., 99,248; D.E. Carter Construction Ltd., 730,000; D.K. Shifflet and Associates Ltd., 89,342; D.L. Construction and Roofing Ltd., 126,148; D.M. Wills Associates Ltd., 66,988; Dacon Corporation Ltd., 161,416; Dale Intermediaries Ltd., 236,986; Danhart Mechanical Contractors, 74,640; Dareff Developments Ltd., 293,923; Darling Court Development Inc., 398,887; Data Integrity Inc., 71,774; David B. Searles Surveying Ltd., 77,056; Dawning Cleaning Services, 160,784; Dawson Contracting Ltd., 59,250; Day Advertising Group Inc., 663,521; Marie Day, 91,628; De Lorenzis Development Corp., 91,711; Decima Research Limited, 55,000; Dellaire's General Contracting and Landscaping, 73,265; The Delta Chelsea Inn, 108,392; Delta Trust Ltd., 161,000; Derry Business Centre Inc., 636,192; Desktop Publishing Associates, 78,993; Dewar Insulations Ltd., 418,217; Dial One-Metro Central Inc., 51,103; Joe Dicarmine, 127,061; John Dick, 72,020; Digital Equipment of Canada Ltd., 168,265; Director Industrial Holdings Ltd., 76,174; Dixon Construction Limited, 61,092; Doane Raymond Ltd., 972,818; Doggett and Kowalchuk Appraisals Inc., 147,555; Dom-Meridian Construction Ltd., 1,637,201; Dominion Blueline Inc., 168,710; Donegan Consulting, 57,407; Double "M and M" Inc., 525,333; Doublerink Arenas Ltd., 98,702; Doug Pinder Electric Ltd., 162,033; Dover Corporation Ltd., 2,064,559; Drake Beam Morin-Canada Inc., 59,798; Drew Chemical Ltd., 94,158; Dryden Construction Services, 90,476; Dryden, Town Of, 215,780; Victor Dubois, 52,737; Dufferin Construction Company, 85,735; Dun and Bradstreet Software Services, 807,071; The Dundas/Edward Centre Inc., 819,449; Durham, Municipality of, 178,220; Duron Ontario Ltd., 111,897; Duval Developments, 73,677; Dymont Distribution Services, 161,414;

E and S Mechanical Ltd., 114,241; E. Radam Enterprises, 55,372; E B Loose Leaf Inc., 60,817; E. M. Electrical Services Ltd., 136,462; EDS Technical Products, 116,328; E.S. Fox Ltd., 798,353; Earl C. McDermid Ltd., 67,851; Earl E. Covell General Contracting Ltd., 98,693; East Hill Construction, 76,899; East York Hydro Electric Commission, 411,023; Edgecombe Group Inc., 146,262; Edifax Development Co. Ltd., 556,264; Edison, 235,758; Edward Makauskas Architect Inc., 371,839; Edwards, 253,424; The Effort Trust Co., 257,693; Eldomar Investments Ltd., 1,099,822; Eldon-Rubbermaid, 95,859; Electrical Generating Systems Ltd., 85,079; Elite Building Services, 561,453; Elliot Lake, City of, 66,894; Ellis-Don Construction Ltd., 32,353,904; Emergency Power Service Inc., 61,557; Emmons and Mitchell Construction Ltd., 70,652; Enterprise Property Group Ltd., 1,831,416; Enviro Air Conditioning Inc., 95,842; Environics Research Group Ltd., 436,937; Equity Management International Ltd., 239,020; Errands Unlimited, 56,997; Escarpment Properties Ltd., 148,290; Esselte Canada Inc., 254,691; Etobicoke, City of, 325,573;

MANAGEMENT BOARD SECRETARIAT — Continued

Etobicoke Hydro, 1,720,419; Etobicoke Board of Education, 136,153; Everest Commercial Property Management Ltd., 276,272; Evergreen Labels, 91,606; Excelcom Translex, 62,540; Executive Court Buildings, 58,010; Exide Electronics, 1,115,653;

F.H.R. Construction Ltd., 114,495; Fabercastell Canada Inc., 54,626; Fairlie Investments Corp., 83,552; Falls Construction Ltd., 477,097; Falom Incorporated, 137,524; FarPac Holdings Corporation, 141,889; Leonard J. Farr, 56,000; Fasken, Campbell and Godfrey, 54,500; Federated Building Maintenance Company Ltd., 501,036; Ferdom Construction, 71,365; Fermar Paving Ltd., 117,880; Fidelity Van and Storage Co. Ltd., 122,329; Field Aviation East Ltd., 61,122; Fieldcrest Asset Management Ltd., 285,305; Filion Wakeley and Thorup Barristers and Solicitors, 89,471; Fin-Par Enterprises Inc., 395,029; Finspan Construction Ltd., 1,485,230; The Fire Pit Inc., 59,827; First Choice Janitorial Services, 56,533; First Phase Civic Square Ltd., 87,942; Fitzgerald-Dionne, 75,439; Fleming and Smith Ltd. In Trust, 270,274; Flynn McNeil Raheb and Associates Limited, 741,207; Forcro Ltd., 130,480; The Fort Frances and District Association for Community Living, 58,490; Fourth Phase Civic Square Ltd., 235,680; Fowler Construction Company Ltd., 216,738; Frank Pellegrino General Contracting Ltd., 985,425; Frey Bros Ltd., 2,652,904; Frisco Bay Industries Canada Limited, 121,118; Frontenac, County of, 233,712; Furlong, Collins and Kay In Trust, 307,953; Future-Tec Electrical Contractors Inc., 192,810;

G. and B. Mahony Investments Ltd., 129,384; G. Davidson Plumbing and Heating Ltd., 61,500; G.A.L. Power Systems Ltd., 83,186; G.B. Catering Ltd., 104,051; G.E. Capital Canada, 930,919; GE Capital Fleet Services, 105,241; GE Capital Technology Services Inc., 71,251; G.E. Hamilton Technology Services Inc., 169,621; GEAC Services Ltd., 250,094; G.R. Belanger Enterprises Ltd., 1,031,508; G S A Consulting Group Ltd., 275,555; G.W. Cleaners, 62,460; Garden State Holdings Ltd., 456,687; Garritano Brothers Ltd., 360,683; Gartner Group Inc., 352,059; Dante Gasparotto, 104,594; Gateman-Milloy Landscape Contractors Ltd., 386,033; Gateway Building and Supply Ltd., 1,083,371; General Leaseholds Ltd., 154,008; Genesis Media Inc., 116,862; Genest Murray Desbrisay Lamek, 78,430; George Wimpey Canada Ltd., 266,491; John B. Gibson, 54,725; Gillette Canada Inc., 60,830; Glenn Crain, David James and Michael Quigley In Trust, 106,587; Glentoran Mechanical, 70,314; Globe Realty Management Ltd., 96,561; Glos Engineering Ltd., 85,875; Gloucester Hydro, 147,831; Glover Hill Inc., 297,541; Golder Associates Ltd., 92,525; Golfside Construction, 434,616; Goodfellow Construction Ltd., 692,984; Goodman and Carr In Trust, 160,000; Gordon Ruth and Company Ltd., 499,319; The Gore Building Ltd., 125,724; Graceview Enterprises Inc., 282,573; Gran Flume Investments Limited, 162,466; Grand and Toy Ltd., 144,406; Granx Inc., 50,443; Green Forest Investments Ltd., 81,448; Green Shield Canada, 3,815,705; Greenspoon Brothers Ltd., 173,670; Group 4 C.P.S. Ltd., 102,186; Guelph Hydro, 503,091; Guillevin International Inc., 64,914;

H and M Cherney Realty, 100,694; H and R Developments, 10,553,587; H.I.R.A. Ltd., 81,095; H.N. Construction Ltd., 363,149; Haldimand Norfolk, Municipality Of, 2,142,793; Hallmark Hotels Ltd., 268,529; Hamilton, City of, 1,091,257; Hamilton Computer Sales and Rentals, 65,398; Hamilton Hydro Electric System, 201,049; Hamilton One Jarvis Ltd., 568,615; Hamilton, Parking Authority of, City of, 168,972; Hamilton-Wentworth, Regional Municipality of, 1,764,684; Hammerson Properties Inc., 1,956,513; Harjo Management Services Canada Ltd., 96,466; Harvest Builders, 86,211; Dr. Khaled Hashem, 62,774; Hastings, County of, 205,837; Helyar and Associates, 61,084; Hembruff and Dambrowitz Ltd., 144,050; Hemlock Construction '93' Ltd., 712,804; Henderson Metal Fabricating Co. Ltd., 192,393; Hicks Morley Hamilton Stewart Storie, 76,789; Hidden Lanes Development Inc., 148,133; High Glen Properties Ltd., 52,379; Hilre Investments Limited, 71,706; Hitachi Data Systems, 1,852,929; Wayne H. Holbrook, 97,429; Holden and Sinclair In Trust, 1,601,646; Honeywell Limited, 3,101,354; Horizon General Contracting Inc., 2,157,845; Howarth and Smith Ltd., 87,707; Hudson Movers, 184,321; Hughes Archer Dorsch Garland In Trust, 171,503; Humber College of Applied Arts and Technology, 331,176; Hunter Corbett and Losell In Trust, 461,128; Huron, County of, 353,704; Hutchinson Smiley Ltd., 117,429; Hutchinson Thompson Henerson and Mott In Trust, 255,713;

I.B.F. Canada, 115,820; IBI Group, 118,867; I.C.I. Canada Inc., 3,378,491; Infobuild Inc., 253,812; Ingenia Communications Corp., 53,800; Innova Envelope, 318,032; Integral Systems Inc., 106,339; Integrated Cable Systems Inc., 256,605; Integrated Protection Inc., 147,907; Intelligent Microsystems, 575,756; Inter City Papers Ltd., 1,362,611; Intercon Realty Inc., 90,080; Interior Design and Associates., 279,378; International Business Machines (IBM) Ltd., 9,761,860; Ivanhoe Inc., 197,828;

J and D Systems Inc., 131,290; J and J Contracting Ltd., 110,826; J. and S. De Caria, 66,219; J. McDonagh Plastering and Drywall Ltd., 54,123; J-AAR Excavating Ltd., 59,680; J. D. Barnes Limited, 50,778; J.D. Looseleaf Advertising

MANAGEMENT BOARD SECRETARIAT — Continued

Specialties Co. Ltd., 56,599; JDI Janitorial Development Inc., 67,865; J.G. Transportation, 337,235; J.G. Warehousing and Distribution Systems Ltd., 239,494; J.I. Maintenance Services, 52,235; JJ Barnicke Ltd., 144,080; J.M.R. Electric Ltd., 778,188; J.N. Construction Ltd., 102,970; JO/VI Electrical Services, 131,575; JSA Construction Co. Ltd., 302,991; J.S.M. Corporation Ltd., 718,493; J.T. Bangs Construction Ltd., 53,151; J.W. Contracting, 95,810; Jack Bird Plumbing and Heating Ltd., 352,652; James A. Brown Ltd., 107,823; Jesuit Fathers of Upper Canada Holding Corporation, 297,818; Jewell, Michael and Obradovich, 531,650; Jobacon Electrical/General Contractors, 142,263; Joe Spina and Sons Enterprises Ltd., 68,367; John Clark Construction, 94,843; John E. Dodge Holdings Ltd., 174,617; Johnson and Higgins Willis Faber Ltd., 778,361; Johnson Controls Ltd., 2,167,962; Johnston Smith Fromkin McCulloch, 74,555; Jordache Construction Services, 76,635; Jovic Developments Ltd., 425,582;

K and L Construction Ltd., 366,870; K and Son Maintenance Co. Inc., 673,770; K.C. Nelson Holdings Ltd., 111,433; KMSL Limited In Trust, 229,339; K-Tek Electro-Services Ltd., 121,223; Kaneff Properties Ltd., 685,748; Kara Consultants Inc., 238,572; Kast Engineering and Construction Ltd., 69,783; Kayal Construction, 706,589; Kellough Pestl Singh Assoc. Inc., 168,396; Kemp Bay Development Ltd., 138,239; Kemptville Hydro, 240,442; William Stanley Kendall, 55,800; Kennedy Electric Ltd., 67,240; Kenneth Stroud and Co. Ltd., 121,128; Kenora, Town of, 252,564; Kenora, Town of, Utilities Department, 328,604; Key Learning Group, 93,843; Kilworth Developments Ltd., 125,212; Kingston, Township of, 131,933; Kitchener, City of, 697,331; Kitchener-Wilmot Hydro Electric Commission, 110,710; Nick Kladisand, the Estate of Eric Ganos, 91,767; Knoll North America Corp., 195,401; Knudsens Painters and Decorators Ltd., 60,223; Kominek, Gladstone, Ross In Trust, 267,760; Kona Builders Ltd., 56,974; Koskie and Minsky In Trust, 790,000; Kresin Engineering and Planning Ltd., 107,635; Kroma Management Ltd., 208,348; Krugarand Corporation, 185,594; Kudlak-Baird Ltd., 1,565,085;

L.D. Bowie and Associates Ltd., 134,978; L.F. Drummond Ltd., 61,299; LGS Data Processing Consultants Inc., 177,898; L.R.E. Weismiller and James Tilly, 55,417; Lafontaine Cowie Buratto and Assoc. Ltd., 76,778; Laidlaw Waste Systems, 102,229; Laing Property Corporation, 138,593; Lake Vernon Realty Ltd., 80,136; Lakehead Acadia Plumbing and Heating Co. Ltd., 84,902; Lakehead Roofing and Sheet Metal Co., 99,351; Lakehead University, 113,273; Lalonde Real Estate Ltd., 67,500; Lanca Contracting Ltd., 87,238; Lancaster-Datamark, 121,630; Landers Investments, 77,285; Landis and Gyr Powers Ltd., 256,258; Landmark Holdings, 270,242; Lansard Brothers Roofing Ltd., 122,596; Laurentian Bank of Canada, 1,411,399; Law Office of Margaret J. Black In Trust, 229,750; Learn Inc., 186,842; Learning Tree International, 86,733; Leaside Sheet Metal Inc., 78,423; Lee Mar Developments Ltd., 103,024; Legent Corporation, 277,342; Lehndorff Property Management Ltd., 1,453,051; Len Cole Ltd., 121,603; Lennox-Addington, County of, 186,973; Milan Lesic, 294,724; Libraxus Inc., 82,042; Lincoln, Town of, 53,480; Lindsay Construction and Engineering Ltd., 68,859; Lindsay Hydro, 110,536; Linmac Inc., 264,685; Liquor Control Board of Ontario, 95,158; Lombardi Construction, 89,020; London, City of, 54,922; London Hydro, 658,640; London Life Insurance Co., 68,268; Angelo Lorelli, 92,426; Lounsbury Realty Ltd., 101,272; Lucliff Company, 779,855; Lutheran Life Insurance Society of Canada, 60,499; Lyons Fire Protection Services Inc., 108,643;

M and M Systems, 59,863; M.A. Kushnier General Maintenance, 51,390; M.D. Realty Corporation, 157,456; METI Telecommunication Installations Incorporated, 117,001; M.F. Arnsby Property Management Ltd., 198,683; M.F.P. Technology Services Ltd., 7,939,485; MGM Mechanical Ltd., 499,732; M.H. Janzen Real Estate (In Trust), 126,696; M.H. Media Monitoring Ltd., 68,405; Gordon A. MacEachern, 260,111; MacGregor Electric Cobourg Ltd., 314,131; Macton Electrical Construction Ltd., 148,647; Mady Development Corporation, 82,382; Main Mechanical Ltd., 57,770; Manninger Management Inc., 152,721; Manorcove Construction Inc., 53,218; Maple Engineering and Construction Canada Ltd., 1,274,085; Maplegrove Building Specialites Ltd., 485,280; Maracle Press Ltd., 167,248; Marathon Realty Company Ltd., 18,030,524; Marie Baker Holdings Ltd., 400,143; Marina Park Towers Inc., 117,829; Mark G. Baker, LL.M. and Assoc., 218,114; Markborough Properties Inc., 378,525; Markham General Maintenance, 258,666; Markham, Town of, 243,848; Jim Marmino, 57,346; Maron Land Development Inc., 803,293; Marowen Realty Ltd., 141,735; Marshall, Macklin, Monaghan Ltd., 135,035; Martinway Contracting Ltd., 239,928; Marty's Enterprises Ltd., 59,755; Massicotte Brothers Construction Ltd., 784,705; Matt-Ben Corporation, 95,950; Matthews Ingham and Lake Inc., 64,554; McConnell Construction, 58,184; McCrossan Environmental Services Inc., 81,450; McEachern, Harris and Brown, 124,386; Meadowvale Security Guard Services, 86,807; Measure Masters Corporation, 65,955; Media Buying Services Ltd., 335,607; Mediplex Corporation, 97,984; Mekinda Snyder Partnership, 106,717; Eugene Merikallio and Hazel Merikallio, 200,053; Merit Property Management Ltd., 163,170; Merton Development Corporation, 163,285; Metcalfe Realty Co. Ltd., 445,396; Metrix Research Inc., 124,617; Metro Capital Group Inc., 202,184; Metro-East Corporate Centre Inc., 72,248; Metro-Gold Structures Ltd., 2,909,654; Metropolitan Maintenance, 450,891; Metropolitan Toronto, Municipality of, 6,568,229; Meyknecht-Lischer

MANAGEMENT BOARD SECRETARIAT — Continued

Contractors, 292,366; Ennio Micacchi In Trust, 104,853; Michael Frances Painting, 50,587; Michael W. McKnight Architect Inc., 126,430; Micro Security Devices Inc., 55,644; Stan Mika, 83,514; Miller O'Dell, 108,083; Milton Hydro, 103,802; Minaki and Vermillion Investment, 75,229; Mingay and Vereshchak In Trust, 879,394; Ministries: Agriculture, Food and Rural Affairs, 140,833; Attorney General, 3,023,121; Citizenship, 92,089; Community and Social Services, 296,207; Consumer and Commercial Relations, 172,682; Finance, 260,626; Health, 1,833,056; Housing, 52,377; Labour, 518,510; Municipal Affairs, 1,438,598; Natural Resources, 113,231; Northern Development and Mines, 258,073; Solicitor General and Correctional Services, 642,820; Transportation, 69,357; Minuk Construction and Engineering Company, 657,822; Mississauga, City of, 535,818; Mitamar Financial Limited, 103,463; Mitel Corporation 82,808; Mobility Canada, 79,465; Modern Building Cleaning Inc., 454,466; Modular Telephone Interface Ltd., 499,750; Terry Allan Mole and Barbara Joan Mole, 70,538; Monarch Construction Limited, 525,465; Monogram Place Investments Ltd., 123,558; Montgomery Kone Elevator Co., 939,799; Moon-Matz Ltd., 62,390; Moore Business Forms and Systems Ltd., 93,191; Moore Data Management Services, 148,174; Moreland Properties Inc., 118,007; Morningview Properties Inc., 96,944; Morrison Hersfield Limited, 156,630; Morton, Cooney, McKeowan and Morton, 69,579; Motorola Information Systems Ltd., 716,253; Mount-Batten Properties Ltd., 344,472; Mountainview Homes Ltd., 149,836; Simeon Mparoutoglou and Vasiliki (Bessie) Mparoutoglou, 111,060; Multi-Laser Inc., 86,770; Multisource Systems, 72,197; Murray Duff Enterprises Ltd., 82,441; Murrayfield Property Management Inc., 108,432; Muskoka Lakes, Township of, 63,261; Mutual Electric Company Ltd., 184,129;

N. Barry Lyon Consultants Ltd., 80,500; NALC Holdings, 5,310,362; NEDCO Ontario, 206,290; NWD Diesel Power Ltd., 63,286; Nadine International Inc., 50,450; Namfar Construction Ltd., 1,244,746; Napanee Water Supply, 60,912; National Computer Leasing, 432,000; National Trust Company, 1,262,645; Native Traditional Teachers, 88,320; Natural Resource Gas Ltd., 238,234; Nedlaw Roofing, 2,020,218; Net Electric Ltd., 104,193; Newcarl Co. Ltd., 1,078,570; Newcourt Financial, 326,002; Newman Construction, 668,328; Newmarket Hydro, 201,652; Niagara Falls, City of, 50,823; Nicholls-Radtke Ltd., 51,881; Nijjar Maintenance, 102,096; Nipigon-Red Rock Plumbing and Heating, 58,679; Nobbs, Woods and Clark In Trust, 62,966; Norlon Builders London Ltd., 74,062; Nortex Roofing Ltd., 245,788; North American Protection Service, 61,171; North Bay Hydro, 635,501; North Bay Plaza Ltd., 209,194; North York, City of, 1,457,625; North York Hydro, 3,084,930; North York Maintenance Ltd., 75,967; Northern Elevator Service Ltd., 664,877; Northern Engineering and Supply Co. Ltd., 86,486; Northern Telephone Ltd., 226,451; Northern Voice and Video Inc., 58,388; Northumberland, County of, 863,213; Northwest Freehold Ltd., 353,062; Novell Inc., 232,266; Nubase Technologies Inc., 73,320; Nutech Security Systems Ltd., 54,683; Nutemp Mechanical Systems Ltd., 394,457;

O. and Y. Propertes Inc., 2,049,685; Oakport Development Ltd., 80,600; Oakville, Town of, 238,509; Ogden Allied Services, 207,983; Old Colony Properties Inc., 547,862; Old Oak Properties Inc., 726,532; Oldfield Ltd. General Contractors, 1,175,797; Oltronics Inc., 216,748; Olympus Maintenance Ltd., 190,271; Omers Realty Corporation, 1,221,438; One Queen Street Inc., 294,228; Ontario Clean Water Agency, 337,593; Ontario Court General Division, 157,925; Ontario Development Corporation, 322,029; Ontario Filing Systems, 82,376; Ontario Hospital Association, 175,068; Ontario Hydro, 3,572,440; Ontario Institute for Studies in Education, 71,219; Ontario Pension Board, 161,745; Ontario Realty Corporation, 69,664,718; Ordex Developments Ltd., 1,547,434; Oric Holdings Limited, 50,821; Oscar Construction Co. Ltd., 84,410; Oshawa Centre Holdings, 339,654; Oshawa, City of, 395,056; Oshawa Public Utilities Commission, 628,254; Osler Hoskin and Harcourt, 121,670; Ottawa Hydro, 638,364; Owen R. Davis and Co. Ltd. and Danske Industries Ltd., 140,695; Owen Sound Professional Centre, 86,400; Oxford, County of, 349,275; Oxford Development Group Inc., 1,486,750;

PHH Homequity Inc., 8,322,817; P.J.L. Management Inc., 203,770; P.R.P. Investments, 51,507; The PSC Group, 246,611; Pacific Building Maintenance, 2,101,995; Pana Management Inc., 66,359; Paragon Homes Limited, 57,059; Paramet Corporation Ltd., 943,872; Park Home Property Management Ltd., 1,897,269; Partak Limited, 493,671; Wayne and Blaine Patry, 66,500; Peat Marwick Thorne Chartered Accountants, 190,267; Peel, Regional Municipality of, 78,223; Peelcom Developments Inc., 96,075; Pegdon Construction Ltd., 1,128,358; Pembroke Hydro, 77,418; Pensionfund Realty Ltd., 104,695; Perth, County of, 169,236; Peter Davis and Associates, 76,875; Peterborough, City of, 329,422; Peterborough, County of, 1,190,740; Peterborough P.U.C., 206,064; Petomacallum Ltd., 62,885; Phoenix Assurance PLC, 148,481; Phoenix Restoration, 354,106; Piccin Bottos In Trust, 550,253; Pickering, Town of, 678,884; Pickfords Records Management, 610,151; Picton P.U.C., 203,663; Pidutti Investment Corporation, 111,996; Pinkerton's of Canada Ltd., 305,893; Pioneer Asset Management Group, 86,055; Pitney-Bowes, 216,926; Place Laurier Ltd., 202,196; Plaingrove Construction Ltd., 129,533; Plan Electric Co., 726,617; Playfair Developments Ltd., 145,164; Polar Select Holdings Ltd., 70,622; Pollock Rentals Ltd., 81,360; Polmaster Construction and Tile Ltd., 66,072; Port-

MANAGEMENT BOARD SECRETARIAT — Continued

A-Room Manufacturing Ltd., 121,608; Power Engineering Services Ltd., 138,444; Power Vac Services, 63,610; Pre-Eng Contracting Ltd., 2,182,544; Presstown Investments Ltd., 153,758; Price Waterhouse Limited, 198,426; Priority Maintenance, 74,739; Pro-Install Multisystems Inc., 76,807; Proctor and Redfern Group Ltd., 214,714; The Professional Development Institute, 55,055; Progress City Centre Ltd., 204,614; Pronto Reproductions, 65,021; The Prudential Assurance Co. Ltd., 746,281; Prudential Securities Group Inc., 68,278; Public Policy Forum des politiques publiques, 50,000; Pulse Fitness Systems Inc., 59,994; Purolator Courier Ltd., 307,270; Pyrene Fire Security Inc., 52,012;

Quality Contracting Inc., 240,668; Quartex Corporation, 57,705; Quinte Home and Design Centre Ltd., 58,595; Quo Vadis International, 54,413;

R. Byford Construction, 187,161; R.E. Winter and Associates Ltd., 96,322; R.F. Real Estate Investments Inc., 67,308; R.J. Burnside and Associates Ltd., 76,430; RNR Security Services, 53,324; Racco Industrial Roofing Ltd., 106,368; Rainbow Construction 86 Ltd., 229,788; Ranscombe and Co. Advertising 72,385; Ray Cyr Roofing and Sheet Metal Work Co. Ltd., 72,297; Realstar Management, 93,609; Receiver General for Canada, 393,426; Reed Stenhouse Ltd., 226,213; Reg Martin and Sar-Gin Developments Ltd., 174,249; Regent Construction Co. Ltd., 224,158; Regional Envelope Ltd., 58,696; Regional Sewer and Watermain Ltd., 223,752; Reisgeorge Management Limited, 70,455; Reliable Cleaning Services, 109,883; Reliable Window Cleaners Co. Ltd., 113,608; Richard Altvater and Sons Ltd., 173,487; Richard Ellis (Canada) Inc., 219,765; Riddell Contracting Limited, 58,137; Rideau Centre, 190,749; Ridgetown Public Utilities Commission, 218,490; The Riverdale Hospital, 99,246; Riverside Acres Ltd., 252,665; Robert Bice Construction Inc., 160,825; Ron Leuschner Spraying Ltd., 55,977; Ronalbin Inc., 159,486; Rondar Inc., 81,571; Ross-Clair, 1,024,538; Rosedale Renovations Ltd., 87,093; Rossland Real Estate Ltd., 404,029; Rotex Canada Inc., 55,089; Roxton Contracting Co., 130,950; Roy Edward Johnson, 114,177; Royal Lepage Real Estate Management Services, 854,007; Royal Trust Co., 102,466; Roycom Realty Ltd. In Trust for Parisien Street, 67,635; Ruddy Electric Wholesale Ltd., 57,282; Rumsey Construction Ltd., 143,829;

S.A.G.I. Holdings Ltd., 103,931; SAS Institute (Canada) Inc., 311,066; S.B.I. Management Limited, 55,283; SDI Builders, 210,051; S.D.M.S. Communications Ltd., 208,517; SSG Professional and Contract D.P. Recruitment, 86,720; S.V. Promotions Consultants Inc., 301,465; Sacchetti Construction Ltd., 220,844; St. Thomas, City of, 189,014; Salpam Investments Ltd., 4,505,366; Samuel Sarick Ltd., 2,802,733; Sancor Construction Ltd., 216,038; Sandgate Construction Inc., 275,681; Sanmal Investments Ltd., 57,022; Sarnia, City of, 293,740; Sarnia High Park Developments Ltd., 116,284; Sarnia Hydro, 113,863; Satellite Communications Inc., 142,930; Sault Ste. Marie Public Utilities Commission, 1,159,392; Savin Canada Inc., 268,203; Scarborough, City of, 162,424; Scarborough, P.U.C., 997,215; Schindler Elevator Corp., 396,660; Scotia Fabricating (Niagara) Inc., 51,851; Scott D. Avery (Company) Ltd., 148,397; Scott Healey Roofing Ltd., 107,587; Second Phase Civic Square Ltd., 77,262; Security Information Systems, 583,206; Seebach and Sons Inc., 331,227; Robert Seguin and Gerald Seguin, 95,847; Sendex Environmental Corp., 69,601; Shell Canada Limited, 177,756; Sherway Contracting (Windsor) Ltd., 1,253,371; Shipman Electric, 120,388; Shipp Corporation Ltd., 2,150,062; Pauline Shirt, 61,208; Donald P. Short, 179,265; Sienna Homes and William A. Batson, 87,467; Sierra Construction Woodstock Ltd., 345,843; Sifton Properties Ltd., 247,776; Silmen Developments Ltd., 79,172; Simcoe Public Utilities Commission, 94,925; Simmons DaSilva and Sinton In Trust, 948,925; Sinclair and Meddick Holdings, 72,250; Sioux Lookout Public Utilities Commission, 87,445; Skarlan Enterprises Ltd., 299,898; Skyline Developments Inc., 512,584; Skyservice FBO Inc., 57,315; Slough Estates Canada Ltd., 82,058; Smith Falls Square, 51,084; William Anthony Smith, 57,347; Smith-Jackson General Contractors Inc., 76,060; Snyder Construction, 74,467; Snyder General Canada Inc., 77,043; Software Spectrum, 138,985; Solar Roofing Sheet Metal Ltd., 56,556; Solness Inc., 2,311,104; Samuel Sokoloff, 254,038; Sona Construction Limited, 607,734; Soo Centre Limited, 230,617; Southam Business Communications Inc., 83,744; Southwest Sheppard Investments Ltd., 88,587; Spoljarich Construction, 120,791; M. Jerry Springer and Norman C. Springer, 833,208; Stanley Top, 73,367; Star-Lite Flooring, 133,577; Harold R. Stark, 55,256; Stefano Excavating and Paving Ltd., 99,941; Sterling Software International Inc., 84,769; Stevens Burgess Architects Ltd., 60,951; Stewart Mechanical and Sheet Metal, 59,945; Stonehouse and Company, 64,533; Stoney Creek, City of, 158,760; Stoney Creek Hydro, 157,650; Storage Technology of Canada, 129,843; Strangford Construction, 80,729; Stratford, City of, 95,238; Stratus Computer Corp., 1,888,515; Sudbury, City of, 64,530; Sudbury Hydro, 1,129,640; Sun Life Assurance Co., 1,826,199; Sunguard Recovery Services Ltd., 88,072; Sunnyside Medical Arts Development, 98,754; Super Paving Inc., 60,400; Sutherland-Schultz Inc., 1,706,472;

MANAGEMENT BOARD SECRETARIAT — Continued

- T. Hamilton and Son, 50,114; T.E.C. Leaseholds Ltd., 6,280,469; TGM Construction Co., 179,688; TLP General Contractors Ltd., 127,822; T.M.D. Investments Limited, 71,553; Tanco Engineering Ltd., 53,924; Taylor Hazell Architects Ltd., 59,644; Technology Transfer Limited, 98,198; Telecommunications Terminal Systems, 267,910; Telesat Canada, 110,670; Tenet Computer Group Inc., 953,695; Tenex Data Corporation, 1,409,951; Teperman and Sons Inc., 518,968; Term Communication Services Kingston Inc., 157,132; Terra-Deco Enterprises, 109,829; Terradyne Construction Ltd., 50,176; Texas Instruments Canada Ltd., 99,062; Thackeray Roofing Co. Ltd., 293,434; Thomas N. Hammond and Associates Ltd., 607,300; Thornton Centre Incorporated, 238,686; Thunder Bay, City of, 233,713; Thunder Bay Hydro, 845,634; Tillyard and Partners Inc. "In Trust", 722,329; Timcor Leasing, 93,923; Time Computer Products, 155,027; Tom Jones and Sons Ltd., 291,213; Top Guards, 526,704; Topsail Island Developments Ltd., 115,641; Toronto, City of, 701,500; Toronto District Heating Corporation, 2,948,062; Toronto Hydro, 8,512,317; Toshiba of Canada Ltd., 108,417; Total Air Systems, 63,021; Total Asbestos Management, 96,360; Totten Sims Hubicki Associates (1991) Ltd., 219,362; Towland-Hewitson Construction Ltd., 61,490; Trane, 189,838; Trane D'Arcy Sweeney Ltd., 163,497; Trend Construction and Services Ltd., 59,962; Triathlon Vehicle Leasing, 108,955; Tricount Investments Limited, 152,334; Trigen-London, 159,937; Trio Roofing Ltd., 211,107; Trist Construction Limited, 174,150; Trow Consulting Engineers Ltd., 69,474; Tuckahoe Leasing, 680,071; Tuite Construction Ltd. (In Trust), 73,953; Tweed, Village of, 231,502; Twin City Investments Co., 173,117;
- U.M.A. Resource Engineering, 50,948; Union Gas Limited, 646,116; Unique Envelope Inc., 50,229; Unisource Canada Inc., 66,373; United Counties of Prescott and Russell, 238,877; United Counties of Stormont, Dundas and Glengarry, 567,209; Unitel, 5,232,925; University of Toronto, 66,169; University of Toronto Press Inc., 877,833;
- V and A Properties Inc., 7,079,276; V and T General Contracting, 141,730; V. K. Mason Construction Ltd., 2,416,621; Valley Refrigeration-Heating, 87,502; Valley Water Supply, 124,061; Vanbots Construction Corp., 80,000; Vanderwal Contracting Ltd., 157,272; Vanguard International Ltd., 76,066; Vaughan Hydro Electric Commission, 126,636; Vaughan Masonry Inc., 1,606,113; Venasky-Pouru Electric Ltd., 54,857; Viana Roofing and Sheet Metal, 507,939; Victoria Hill Properties Inc., 51,738; Vidron Management Services Ltd., 447,213; Viewpoints Research Ltd., 89,300; Viking Rideau Corp., 690,371; Vindella Enterprise Inc., 280,811; Virg Hotel Ltd., 72,402; Vista Building and Development Group Inc., 110,964;
- W. Argue J.F. O'Brien P.J. Wright D.E. Deduke, 444,349; W. Justein Holdings, 273,160; WM. Duffy Electrical, 51,935; W.R. Key Ltd., 73,793; W.S. Morgan Construction Ltd., 1,046,991; Wackenhut of Canada Ltd., 103,675; Waterloo Manufacturing Co. Ltd., 92,931; The Webb Zerafa Menkes Housden Partnership, 2,017,701; Weinstein Leeming Hinde and Associates Ltd., 113,682; Wellington, County of, 529,613; West Arthur Place Ltd., 142,582; Westburne Supply Ontario, 66,844; Westhoek Construction Ltd., 80,862; Westinghouse Canada Inc., 55,921; Westminster Alarm and Signal, 106,299; Westor Plumbing and Heating, 185,015; Whitby, Town of, 50,038; Whitby Hydro Electric Commission, 126,789; Dr. Glen Whyte, 72,052; Wildav International Development Ltd., 179,172; William B. Thomas In Trust, 177,837; Willoak Holdings Ltd., 56,374; Windsor, City of, 326,828; Windsor P.U.C., 428,113; Woku Investments 64,065; Women's College Hospital, 753,037; Workers' Compensation Board, 206,495; World Exchange Plaza Inc., 196,368; Worldwide Electric Inc., 286,048;
- Xerox Canada Ltd., 438,097;
- Y.M.C.A. Geneva Park, 56,736; Yonge-Delisle Developments Ltd., 1,109,578; Yonge-Eglinton Building Ltd., 1,827,542; Yonge-Wellington Property Ltd., 330,220; York Air Conditioning Limited, 79,663; Roderick Young, 92,662;
- Z Group, 80,451; Zainab Pirbhai Phyllis Marks Narsys Punthakee Et Al In Trust, 52,319; Zan-Dall Construction Co. Ltd., 683,438; Zaroukian Holdings Ltd., 235,500; Zeenat Systems, 62,540; Peter Zegouris and Geo. Zegouis, 140,400; Zeidler Roberts Partnership, 216,386; Zondervan Mechanical Inc., 66,235; Zurich Canadian Holdings Ltd., 3,992,958;
- 1st. Forms Inc., 51,194; 3M Canada Inc., 203,037; 5 Fairview Mall Drive Ltd., 94,048; 10 Alcorn Limited, 361,461; 15 Church St. (St. Catharines) Holdings Ltd, 50,064; 36 Toronto Street Holdings Ltd., 357,790; 45, 51 and 55 Esander Dr. East York Ltd., 299,037; 65 St Clair Investments Ltd., 383,229; 101 Bloor St. W. Limited, 1,929,958; The 101 Mall Ltd., 233,269; 121 Kennedy Management, 178,797; 132 Second Street East Ltd., 113,400; 243 Hemlock Investments, 276,565; 450 Notre Dame Inc., 56,320; 545 Ouellette Avenue Inc., 83,557; 747 Queen Street Development Inc., 333,204; 815 Danforth Avenue Investments Ltd., 269,607; 2161 Yonge Street Ltd., 212,221; 2265-2275 Midland Ltd., 546,555; 3209 Danforth Avenue Holdings, 140,000; 151516 Canada Inc., 247,862; 256392

MANAGEMENT BOARD SECRETARIAT — Continued

Developments Ltd., 172,012; 261075 Investments Limited, 52,014; 286716 Ontario Ltd., 201,450; 355186 Ontario Ltd., 160,783; 356240 Ontario Ltd., 53,720; 377521 Ontario Limited, 198,487; 477772 Ontario Ltd. and Claude Fortier, 60,966; 509002 Ontario Ltd., 110,993; 518391 Ontario Inc., 161,560; 521971 Ontario Limited, 470,106; 539768 Ontario Ltd., 51,338; 547495 Ontario Ltd., 766,453; 567302 Ontario Limited, 346,160; 585199 Ontario Limited, 65,076; 637613 Ontario Ltd., 62,580; 638230 Ontario Ltd., 210,800; 658145 Ontario Ltd., 156,311; 675553 Ontario Limited, 68,692; 709551 Ontario Inc., 118,046; 716652 Ontario Ltd., 93,188; 721380 Ontario Ltd. and Irving Rosen as Trustee, 105,105; 722688 Ontario Ltd., 155,894; 767954 Ontario Inc., 70,054; 785343 Ontario Ltd., 713,636; 785610 Ontario Ltd., 97,335; 791217 Ontario Ltd., 1,309,439; 815437 Ontario Ltd., 124,800; 837690 Ontario Limited, 225,249; 857481 Ontario Ltd. In Trust, 2,032,823; 904526 Ontario Ltd., 300,420; 915643 Ontario Inc., 64,242; 954100 Ontario Inc., 133,308; 991234 Ontario Inc., 79,968; 995573 Ontario Ltd., 90,781; 1003960 Ontario Limited, 1,273,054; 1025374 Ontario Limited, 53,694; 1065770 Ontario Ltd., 142,356; 1086891 Ontario Inc., 101,789; Accounts under \$50,000—52,367,623.

Less: Recoveries from Ministries/Agencies and Others (\$246,320,909):

Hamilton-Wentworth Housing Authority, 65,806; KPL Government Bookstore, 69,522; Metro Toronto Convention Centre Corporation, 16,648,504; Metro Toronto Housing Authority, 83,799; Ministries: Agriculture, Food and Rural Affairs, 4,285,306; office of the Assembly, 8,944,407; Attorney General, 21,160,940; Cabinet office, 280,928; Office of the Chief Election Officer, 1,054,891; Citizenship, 1,188,635; Community and Social Services, 20,241,166; Consumer and Commercial Relations, 5,496,337; Culture, Tourism and Recreation, 2,426,752; Economic Development and Trade, 2,053,724; Education and Training, 7,400,210; Environment and Energy, 4,370,944; Finance, 7,342,552; office of Francophone Affairs, 69,068; Health, 21,356,320; Housing, 4,676,621; Intergovernmental Affairs, 176,623; Labour, 2,545,139; Municipal Affairs, 588,203; Ontario Native Affairs Secretariat, 94,911; Natural Resources, 7,750,318; Northern Development and Mines, 1,236,047; Office of the Premier, 68,320; Solicitor General and Correctional Services, 21,519,955; Transportation, 27,201,683; office Responsible for Women's Issues, 246,849; Ontario Casino Corporation, 95,431; Ontario Clean Water Agency, 949,304; Ontario Development Corporation, 225,198; Ontario Gazette Advertising, 104,402; Ontario Lottery Corporation, 1,176,643; Ontario Pension Board, 95,595; Ontario Realty Corporation, 2,637,398; Ontario Science Centre, 708,830; Ontario Share Deposit, 69,183; Ontario Teachers' Pension Plan Board, 56,740; Ontario Training and Adjustment Board, 1,314,082; Surrey Place Centre, 151,244; Treasury Programs, 2,956,505; Workers' Compensation Appeal's Tribunal, 508,164; Workers' Compensation Board, 189,722; Accounts under \$50,000—44,437,988.

Grants, Subsidies, etc. (\$46,838,710):

Summer Experience Program (\$9,465,976):

Ministries: Agriculture, Food and Rural Affairs, 1,448,013; Attorney General, 176,107; Citizenship, 454,154; Community and Social Services, 546,864; Culture, Tourism and Recreation, 1,511,539; Education and Training, 639,251; Environment and Energy, 121,136; Finance, 425,599; Health, 324,131; Housing, 167,490; Labour, 158,979; Natural Resources, 2,213,006; Northern Development and Mines, 159,662; Ontario Training and Adjustment Board, 558,800; Solicitor General and Correctional Services, 234,400; Accounts under \$120,000—326,845.

Redeployment and Retraining Program (\$12,243,208):

Ministries: Agriculture, Food and Rural Affairs, 994,695; Attorney General, 257,589; Community and Social Services, 4,101,777; Consumer and Commercial Relations, 247,473; Culture, Tourism and Recreation, 633,939; Environment and Energy, 249,788; Finance, 162,330; Health, 717,923; Housing, 182,973; Labour, 187,061; Management Board Secretariat, 440,637; Municipal Affairs, 200,828; Natural Resources, 1,108,216; Northern Development and Mines, 385,219; Solicitor General and Correctional Services, 895,866; Transportation, 1,275,170; Accounts under \$120,000—201,724.

Others (\$25,129,526):

Institute of Public Administration of Canada, 136,100; Ontario Realty Corporation, 21,993,426; Social Contract Grievance Fund, 3,000,000.

Supplementary Retirement Benefits, Allowances, etc. (\$41,988,068):

Insurance Premiums for retired employees and/or their dependents and employer's contributions for agencies where recoveries are credited to Revenue, 41,777,500; The Travel Accident Insurance coverage for accidental death or

MANAGEMENT BOARD SECRETARIAT — Continued

injury to employees who are travelling on Government of Ontario business, 210,568.

Employee Benefits (Government Contributions) (\$547,649):

Expenditures (\$690,064,601):

Confederation Life Insurance Company, 73,463,360; Great-West Life Assurance Company, 118,807,706; Ministry of Revenue, 76,034,165; Deputy Minister's Pension Fund, 1,480,000; Provincial Judges Benefit Fund, 12,358,000; Public Service Pension Fund, 40,625,016; Receiver General for Canada, 361,398,374; Manulife Financial, 5,897,980;

Less: Expenditure Refunds (\$223,022,423):

Employee Payroll Deduction, 181,034,355; Retired Employee Benefits, Revenue Items and Travel Accidental Insurance Premiums, 41,988,068.

Less: Recoveries from Other Ministries/Agencies (\$466,494,529):

Ministries: Agriculture, Food and Rural Affairs, 12,807,771; Office of the Assembly, 317,510; Attorney General, 45,992,940; Cabinet office, 518,418; Office of the Chief Election Officer, 108,180; Citizenship, 3,013,069; Community and Social Services, 50,888,932; Consumer and Commercial Relations, 9,295,446; Culture, Tourism and Recreation, 7,128,580; Economic Development and Trade, 2,381,825; Education and Training, 13,705,214; Environment and Energy, 18,810,809; Finance, 26,820,539; Office of Francophone Affairs, 157,603; Health, 56,902,316; Housing, 7,121,937; Intergovernmental Affairs, 346,030; Labour, 9,930,641; Management Board Secretariat, 19,471,215; Municipal Affairs, 2,932,907; Ontario Native Affairs Secretariat, 334,017; Natural Resources, 30,921,890; Northern Development and Mines, 3,242,662; Office of the Premier, 110,165; Office of the Provincial Auditor, 492,336; Solicitor General and Correctional Services, 90,161,755; Transportation, 44,264,002; Office Responsible for Women's Issues, 445,515; The Niagara Parks Commission, 135,238; Ontario Development Corporation, 1,746,727; Ontario Lottery Corporation, 684,844; Ontario Place Corporation, 466,865; Ontario Teachers' Pension Plan Board, 120,231; Treasury Programs, 949,509; Workers' Compensation Appeals Tribunal, 186,707; Accounts under \$50,000—3,580,184.

Total Other Payments 547,611,409

Recoveries from Other Ministries and Agencies (\$58,224,020)

Metro Toronto Housing Authority, 58,862; Ministries: Agriculture, Food and Rural Affairs, 1,318,509; Office of the Assembly, 189,676; Attorney General, 3,657,624; Cabinet Office, 183,266; Office of the Chief Election Officer, 256,000; Citizenship, 2,289,465; Community and Social Services, 3,624,819; Consumer and Commercial Relations, 2,037,017; Culture, Tourism and Recreation, 989,885; Economic Development and Trade, 525,971; Education and Training, 1,926,698; Environment and Energy, 618,808; Finance, 6,365,888; Health, 17,570,904; Housing, 1,901,236; Labour, 1,073,761; Management Board Secretariat, 4,009,005; Municipal Affairs, 547,642; Ontario Native Affairs Secretariat, 163,349; Natural Resources, 479,939; Northern Development and Mines, 65,681; Solicitor General and Correctional Services, 4,409,586; Transportation, 600,752; Office Responsible for Women's Issues, 207,230; Ontario Clean Water Agency, 91,653; Ontario Heritage Foundation, 791,746; Ontario Science Centre, 188,981; Ontario Teachers' Federation, 60,152; Ontario Training and Adjusting Board, 532,686; Treasury Programs, 1,018,858; Accounts under \$50,000—468,371.

Statutory (\$63,606)

Ministers' Salary (\$45,068)

Hon. Brian Charlton	April 1, 1994 to March 31, 1995	30,003
Hon. Fred Wilson	April 1, 1994 to March 31, 1995	15,065

Parliamentary Assistants' Salary (\$18,538)

Anthony Perruzza	April 1, 1994 to March 31, 1995	9,269
Jim Wiseman	April 1, 1994 to March 31, 1995	9,269

MANAGEMENT BOARD SECRETARIAT — Concluded

Summary of Expenditure

Voted		
Salaries and Wages	179,050,527	
Employee Benefits	23,686,235	
Travelling Expenses	3,207,727	
Other Payments	547,611,409	
		753,555,898
Less: Recoveries from Other Ministries and Agencies		58,224,020
		695,331,878
Statutory		63,606
Total Expenditure, Management Board Secretariat		\$695,395,484

MINISTRY OF MUNICIPAL AFFAIRS

Hon. Ed Philip, Minister
Hon. Allan Pilkey, Minister

DETAILS OF EXPENDITURE

Voted

Salaries and Wages (\$28,460,895)

Temporary Help Services (\$719,079):

Management Board Secretariat, 462,393; Accounts under \$50,000—256,685.

Employee Benefits (\$4,227,066)

Payments for: Canada Pension Plan, 442,539; Dental Plan, 267,593; Employer Health Tax, 532,884; Group Life Insurance, 60,518; Long Term Income Protection, 273,442; Public Service Pension Fund, 102,070; Supplementary Health and Hospital Plan, 274,538; Unemployment Insurance, 836,964; Unfunded Liability—Public Service Pension Fund, 271,721; Accounts under \$50,000—39,331.

Other Benefits: Attendance Gratuities, 11,560; Early Retirement Incentive, 140,634; Maternity/Parental/Adoption Leave Allowances, 192,809; Severance Pay, 749,190.

Workers' Compensation Board, 1,316.

Payments to Other Ministries (\$29,957):

Accounts under \$50,000—29,957.

Travelling Expenses (\$1,329,663)

Hon. E. Philip, 10,472; Hon. A. Pilkey, 3,676; S. Lal, 7,565; P. Hayes, 48; D. White, 1,373; A. Ahmed, 10,020; G. Church, 12,702; H. Cooper, 13,154; M. Dhar, 10,920; S. Fish, 13,417; G.A. Harron, 32,052; C. Healy, 11,719; B.A. Heidenreich, 10,116; G.D. Heroux, 18,301; S. Isaac, 16,658; P.M. Jackson, 11,353; N.M. Katary, 38,730; B.W. Krushelnicki, 16,028; B. Lo, 13,575; J.A. Mascarenhas, 14,301; G.C. McAlister, 23,642; M.W.A. Melling, 15,344; C.M. Millar, 10,137; J.R. Mills, 11,288; G.E. Morris, 17,173; B.D. Riddell, 15,607; I. Smith, 15,141; J. Smith, 10,802; N. Smith, 23,775; W.R.F. Watty, 20,435; J.A. Wheler, 11,903; T. Yao, 15,724; Accounts under \$10,000—872,512.

Other Payments (\$885,401,432)

Materials, Supplies, etc. (\$12,469,043):

Adcom Electronics Ltd., 76,373; Amanda Graphics Ltd., 77,359; Bell Canada, 121,252; Robert Bailey, 60,482; Elizabeth A. Benson, 82,558; Bobolink Enterprise, 89,241; Canada Post Corporation, 78,885; Cansult Group Ltd., 221,991; Central Reproductions, 52,482; Charlez Translation Ltd., 58,943; Compugen Systems Ltd., 405,498; Tony Coombes, 79,800; Corporate Software Canada Ltd., 74,333; Ernest F. Crossland, 91,046; Dell Computer Corporation, 136,426; Dutoit Allsopp Hillier, 76,280; Economic Planning Group of Canada, 86,379; Ryan MacDonald Edwards, 129,062; Eudora Pendergrast Consult Ltd., 64,260; GE Capital Canada Inc., 81,226; Gartner Lee Ltd., 61,641; Hamilton Region Conservation, 51,561; I.B.I. Group, 177,421; Infonet Computer Sciences, 94,791; Infonet Software Solutions Ltd., 514,814; Key Direct Marketing Service, 171,099; Knoll North America Corp., 160,623; Landplan Collaborative Ltd., 52,491; Rosaire Leger, 53,342; Lord Cultural Resources Planning and Management Inc., 78,105; Lura Group, 83,399; MFP Technology Services Ltd., 1,003,055; McCormick and Rankin Association Ltd., 62,699; Metro Planning, 50,243; Metroland Community Newspapers, 77,000; Metropolitan Toronto Planning, 50,000; Ministries: Attorney General, 1,035,938; Culture, Tourism and Recreation, 69,712; Housing, 347,408; Management Board Secretariat, 763,370; Natural Resources, 247,745; Mississauga, City of, 70,474; Moore Resources Systems, 60,999;

MINISTRY OF MUNICIPAL AFFAIRS — Continued

ND-Lea International Ltd., 118,696; Iris Nowell, 69,686; O and Y Properties Inc., 64,073; Ontario Hydro, 146,091; People's Computers Inc., 50,216; Productivity Point International, 70,888; R.F. Real Estate Investments Inc., 189,749; Standard Electric (Toronto) Ltd., 185,415; Bill Thomson, 54,866; University of Waterloo, 131,678; WSC Systems Consulting Inc., 64,728; Accounts under \$50,000—4,006,154.

Less: Recoveries from Other Ministries, (\$165,000):
Management Board Secretariat, 165,000.

Grants, Subsidies, etc. (\$884,327,705):
Borough of East York, 1,833,675.

Cities (\$326,348,566):

Barrie, 3,953,312; Belleville, 3,648,382; Brampton, 2,755,606; Brantford, 10,698,356; Brockville, 2,421,662; Burlington, 2,884,012; Cambridge, 3,928,028; Chatham, 5,133,340; Cornwall, 2,558,062; Elliot Lake, 4,909,271; Etobicoke, 4,789,115; Gloucester, 4,458,263; Guelph, 5,802,035; Hamilton, 9,512,218; Kanata, 1,029,889; Kingston, 6,999,899; Kitchener, 5,725,858; London, 23,432,564; Mississauga, 5,686,804; Nanticoke, 677,022; Nepean, 3,395,625; Niagara Falls, 3,307,644; North Bay, 11,307,877; North York, 10,718,633; Orillia, 4,372,581; Oshawa, 4,144,917; Ottawa, 14,912,062; Owen Sound, 2,003,726; Pembroke, 1,986,854; Peterborough, 5,575,004; Port Colborne, 1,094,765; St. Catharines, 7,920,490; St. Thomas, 3,355,651; Sarnia, 5,258,371; Sault Ste. Marie, 16,422,282; Scarborough, 6,284,508; Stoney Creek, 993,199; Stratford, 2,357,066; Sudbury, 7,926,126; Thorold, 418,379; Thunder Bay, 26,135,123; Timmins, 9,749,756; Toronto, 25,595,224; Trenton, 2,463,394; Vanier, 2,851,677; Vaughan, 1,594,876; Waterloo, 1,757,884; Welland, 1,768,694; Windsor, 22,673,155; Woodstock, 1,655,775; York, 5,343,550.

Counties (\$27,537,119):

Brant, 202,104; Bruce, 1,339,226; Dufferin, 190,121; Elgin, 1,036,015; Essex, 732,331; Frontenac, 1,093,809; Grey, 1,869,138; Haliburton, 237,404; Hastings, 871,142; Huron, 1,107,296; Kent, 721,025; Lambton, 1,190,269; Lanark, 552,287; Leeds and Grenville, 1,093,281; Lennox and Addington, 1,422,510; Middlesex, 1,651,194; Northumberland, 570,839; Oxford, 2,378,948; Perth, 898,865; Peterborough, 734,592; Prescott and Russell, 914,345; Prince Edward, 418,896; Renfrew, 1,284,446; Simcoe, 1,952,510; Victoria, 668,511; Wellington, 2,406,015.

District Municipality of Muskoka, 2,975,418.

Improvement District of Matachewan, 154,923.

Municipality of Metropolitan Toronto, 79,880,270.

Regional Municipalities (\$171,053,623):

Durham, 20,039,225; Haldimond-Norfolk, 4,190,719; Halton, 11,071,599; Hamilton-Wentworth, 24,539,693; Niagara, 18,716,332; Ottawa-Carleton, 8,586,546; Peel, 29,545,486; Sudbury, 21,861,792; Waterloo, 16,467,054; York, 16,035,177.

Towns (\$121,537,118):

Ajax, 1,195,155; Alexandria, 489,319; Almonte, 457,255; Amherstburg, 832,090; Ancaster, 434,513; Aurora, 414,134; Aylmer, 677,322; Belle River, 314,260; Blenheim, 443,166; Blind River, 1,438,657; Bothwell, 132,408; Bracebridge, 713,001; Bradford West Gwillimbury, 700,214; Brighton, 486,666; Bruce Mines, 184,749; Cache Bay, 127,376; Caledon, 689,013; Campbellford, 324,710; Capreol, 386,587; Carleton Place, 1,485,679; Chesley, 270,629; Clinton, 749,866; Cobalt, 408,667; Cobourg, 1,212,757; Cochrane, 1,156,447; Collingwood, 1,000,014; Deep River, 219,597; Deseronto, 257,892; Dresden, 533,025; Dryden, 1,501,768; Dundas, 653,797; Dunnville, 643,990; Durham, 330,229; East Gwillimbury, 810,024; Englehart, 356,377; Espanola, 947,907; Essex, 805,512; Exeter, 528,033; Fergus, 751,594; Flamborough, 308,583; Forest, 403,190; Fort Erie, 1,381,049; Fort Frances, 2,755,903; Georgina, 922,930; Geraldton, 1,051,732; Goderich, 842,049; Gore Bay, 154,303; Gravenhurst, 451,782; Grimsby, 778,756; Haileybury, 1,407,273; Haldimand, 768,880; Halton Hills, 1,545,029; Hanover, 632,423; Harriston, 259,454; Harrow, 346,146; Hawkesbury, 1,105,863; Hearst, 1,486,836; Huntsville, 864,278; Ingersoll, 888,068; Innisfil, 601,946; Iroquois Falls, 1,288,204; Jaffray Melick, 368,654; Kapuskasing, 2,204,391;

MINISTRY OF MUNICIPAL AFFAIRS — Continued

Kearney, 151,608; Keewatin, 497,223; Kemptville, 639,176; Kenora, 2,511,996; Kincardine, 1,226,369; Kingsville, 916,997; Kirkland Lake, 4,530,997; Lasalle, 777,169; Leamington, 1,435,827; Lincoln, 504,966; Lindsay, 1,601,317; Listowel, 751,984; Little Current, 370,657; Longlac, 553,438; Marathon, 935,476; Markham, 1,317,285; Massey, 208,284; Mattawa, 512,328; Meaford, 1,132,908; Midland, 2,165,880; Milton, 608,586; Mitchell, 562,799; Mount Forest, 458,756; Napanee, 870,884; New Liskeard, 1,555,655; New Tecumseth, 1,374,568; Newcastle, 1,356,825; Newmarket, 1,131,046; Niagara-on-the-Lake, 383,662; Nickel Centre, 1,101,941; Oakville, 3,182,614; Onaping Falls, 961,044; Orangeville, 1,292,341; Palmerston, 349,604; Paris, 750,722; Parkhill, 151,601; Parry Sound, 1,778,473; Pelham, 396,254; Penetanguishene, 1,185,049; Perth, 997,474; Petrolia, 787,094; Pickering, 1,021,010; Picton, 800,467; Port Elgin, 742,237; Port Hope, 775,074; Powassan, 203,522; Prescott, 942,672; Rainy River, 297,552; Rayside-Balfour, 1,594,021; Renfrew, 1,388,423; Richmond Hill, 863,569; Ridgetown, 694,226; Rockland, 562,109; Seaforth, 415,136; Shelburne, 595,829; Simcoe, 557,590; Sioux Lookout, 916,207; Smiths Falls, 2,021,885; Smooth Rock Falls, 318,864; Southampton, 1,174,715; Strathroy, 837,342; Sturgeon Falls, 1,693,394; Tecumseh, 456,338; Thessalon, 355,757; Thornbury, 175,951; Tilbury, 555,114; Tillsonburg, 723,034; Valley East, 1,781,327; Vankleek Hill, 227,279; Walden, 1,064,449; Walkerton, 555,195; Wallaceburg, 1,551,735; Wasaga Beach, 668,859; Whitby, 1,367,336; Whitchurch/Stouffville, 407,564; Wiarton, 750,388; Wingham, 619,950.

Townships (\$94,558,771):

Adelaide, 142,751; Adjala-Tosorontio, 132,984; Admaston, 140,829; Albemarle, 132,600; Aldborough, 451,574; Alfred, 188,553; Alice and Fraser, 135,145; Amabel, 410,253; Amaranth, 168,665; Ameliasburg, 390,999; Anderton, 220,192; Anson, Hindon and Minden, 667,186; The Archipelago, 1,295,624; Armour, 181,837; Armstrong, 305,168; Arran, 143,980; Artemesia, 164,329; Arthur, 123,697; Ashfield, 152,185; Assiginack, 234,955; Atikokan, 1,661,203; Augusta, 338,101;

Bastard and South, 147,091; Bayham, 133,791; Beardmore, 227,503; Beckwith, 278,418; Bedford, 121,926; Belmont and Methuen, 150,802; Bentinck, 168,440; Bexley, 190,220; Biddulph, 211,785; Black-River-Matheson, 656,978; Blandford-Blenheim, 357,572; Bonfield, 192,960; Bosanquet, 495,241; Brant, 390,113; Brantford, 144,349; Brock, 293,111; Burford, 173,183; Burleigh and Anstruther, 173,752;

Caldwell, 349,844; Caledonia, 143,167; Cambridge, 312,654; Camden, 151,601; Camden East, 243,648; Caradoc, 295,279; Carling, 230,320; Carnarvon, 171,463; Carrick, 202,377; Casimir, Jennings, and Appleby, 262,767; Cavan, 141,701; Chandos, 179,746; Chapleau, 946,730; Chapple, 134,158; Charlottenburgh, 445,957; Chatham, 256,200; Chisholm, 141,628; Christie, 142,635; Clarence, 986,268; Clearview, 871,337; Colchester North, 193,208; Colchester South, 335,299; Collingwood, 419,876; Cornwall, 136,269; Cosby, Mason and Martland, 257,790; Cramahe, 155,098; Crosby South, 154,417; Cumberland, 2,195,926;

Dawn, 194,086; Delaware, 131,246; Delhi, 430,079; Derby, 175,451; Douro, 203,417; Dover, 121,384; Downie, 153,666; Drummond, 203,092; Dummer, 249,602; Dungannon, 126,826; Dunwich, 263,025; Dymond, 198,423; Dysart, Bruton, Clyde, Dudley, Eyre, Guilford, Harburn, Harcourt And Havelock, 491,417;

Ear Falls, 513,954; East Ferris, 343,733; East Luther, 135,731; East Wawanosh, 194,356; East Williams, 122,979; East Zorra-Tavistock, 423,149; Eastnor, 154,090; Edwardsburgh, 781,873; Eldon, 150,877; Elizabethtown, 461,582; Ellice, 283,539; Elma, 146,623; Emily, 279,340; Emo, 236,082; Enniskillen, 249,863; Ennismore, 374,634; Eramosa, 242,813; Erin, 329,306; Ernestown, 297,518; Essa, 871,043;

Fenelon, 187,776; Field, 122,950; Finch, 141,874; Foley, 232,971; Front of Leeds and Landdowne, 328,825; Front of Yonge, 182,847; Fullarton, 155,985;

Georgian Bay, 317,749; Glamorgan, 212,150; Glanbrook, 476,778; Golden, 489,782; Gosfield North, 263,907; Gosfield South, 487,140; Goulbourn, 541,034; Greenock, 133,888; Grey, 232,065;

Hagar, 135,249; Hagarty and Richards, 197,464; Haldimand, 487,112; Hallowell, 384,148; Hamilton, 306,170; Harvey, 453,136; Harwich, 410,353; Hawkesbury East, 426,587; Hawkesbury West, 269,987; Herschel, 195,252; Hillier, 135,503; Himsworth North, 330,792; Himsworth South, 147,653; Hinchinbrooke, 136,210; Holland, 224,488; Hornepayne, 597,990; Howard, 133,777; Howick, 244,087; Howland, 179,265; Humphrey, 222,944; Hungerford, 124,891; Huron, 335,230;

MINISTRY OF MUNICIPAL AFFAIRS — Continued

Ignace, 636,897; Innisfil, 803,558;

James, 127,098; Johnson, 175,331;

Kaladar, Anglesea and Effingham, 174,546; Kenyon, 222,010; Keppel, 306,042; Kincardine, 222,441; King, 351,054; Kingston, 2,268,583; Kitley, 171,761;

Lake of Bays, 148,487; Lancaster, 583,466; Larder Lake, 273,974; Lavant, Dalhousie and N. Sherbrooke, 132,087; Lobo, 214,860; Lochiel, 262,161; Logan, 214,539; London, 140,066; Loughborough, 315,875;

Macdonald Et Al, 185,170; Machin, 164,637; Maidstone, 444,997; Malahide, 797,980; Malden, 193,772; Manitouwadge, 808,406; Manvers, 260,077; Marathon, 150,619; Mariposa, 413,876; Marmora and Lake, 218,622; Matilda, 184,696; Mattice-Val Côté, 190,779; McDougall, 252,516; McGarry, 661,471; McKellar, 196,509; McKillop, 169,855; McNab, 426,348; Melancthon, 153,686; Mersea, 365,319; Michipicoten, 838,221; Minto, 221,812; Monmouth, 157,086; Mono, 275,151; Montague, 203,754; Moonbeam, 269,139; Moore, 426,921; Mornington, 182,356; Morris, 128,618; Mountain, 255,810; Mulmur, 130,082; Murray, 466,054; Muskoka Lakes, 455,415;

Nakina, 374,004; Nichol, 220,866; Nipigon, 429,522; Nipissing, 163,993; Norfolk, 229,125; Normanby, 154,984; North Burgess, 182,237; North Dorchester, 472,538; North Dumfries, 262,170; North Elmsley, 139,924; North Plantagenet, 410,051; The North Shore, 515,862; Norwich, 506,868;

Oliver, 204,092; Opasatika, 142,750; Oro-Medonte, 653,536; Osgoode, 767,370; Osnabruck, 273,561; Osprey, 125,767; Otonabee, 400,032; Oxford-on-Rideau, 234,216;

Paipoonge, 268,960; Pakenham, 176,367; Percy, 130,111; Perry, 227,502; Petawawa, 524,594; Pickle Lake, 446,611; Pilkington, 168,334; Pittsburgh, 318,277; Plympton, 162,040; Portland, 249,251; Proton, 123,360; Puslinch, 241,527;

Radcliffe, 121,937; Raleigh, 151,512; Ramara, 546,008; Ratter and Dunnet, 201,205; Rear of Leeds and Landsdowne, 229,793; Red Lake, 772,458; Red Rock, 375,899; Richmond, 168,068; Rideau, 213,179; Roxborough, 185,330; Russell, 375,341; Ryerson, 131,515;

St. Joseph, 151,388; St. Vincent, 237,677; Sandwich South, 422,838; Sarawak, 167,967; Saugeen, 210,180; Schreiber, 588,698; Scugog, 471,641; Severn, 635,954; Seymour, 285,864; Shedden, 221,259; Sherborne, McClintock, Livingstone, Lawrence and Nightingale, 325,069; Sherwood, Jones and Burns, 223,550; Shuniah, 281,031; Sidney, 789,796; Smith, 673,549; Sombra, 275,399; Somerville, 226,407; South Dumfries, 171,651; South Elmsley, 232,300; South Fredericksburgh, 164,054; South Plantagenet, 213,536; South-West Oxford, 230,934; The Spanish River, 205,006; Springer, 298,536; Springwater, 1,222,850; Stafford, 343,180; Stanhope, 211,471; Stanley, 310,841; Stephen, 343,201; Storrington, 552,144; Sullivan, 154,590;

Tay, 1,406,192; Temagami, 312,652; Terrace Bay, 587,833; Thurlow, 286,114; Tilbury East, 143,611; Tilbury West, 308,994; Tiny, 679,556; Tuckersmith, 222,664; Turnberry, 136,520;

Uxbridge, 432,914;

Val Rita-Harty, 294,016; Verulam, 183,677;

Wainfleet, 296,858; Wallace, 279,629; Warwick, 183,380; West Carleton, 334,506; West Garafraxa, 262,655; West Lincoln, 256,952; West Nissouri, 125,982; Westmeath, 129,423; Wellesley, 187,161; White River, 219,430; Williamsburgh, 385,481; Wilmot, 186,788; Winchester, 330,163; Woolwich, 768,700;

Yarmouth, 418,806;

Zorra, 120,100.

MINISTRY OF MUNICIPAL AFFAIRS — Continued

United Counties (\$1,147,866):

Stormont, Dundas and Glengarry, 1,147,866.

Villages (\$12,170,326):

Ailsa Craig, 138,271; Alfred, 183,112; Alvinston, 121,678; Arthur, 281,194; Athens, 162,943; Bancroft, 423,509; Barry's Bay, 160,877; Blyth, 135,196; Brussels, 151,686; Burk's Falls, 196,494; Cardinal, 137,843; Casselman, 185,795; Chalk River, 123,996; Colborne, 313,973; Dundalk, 244,204; Dutton, 129,069; Eganville, 341,593; Elora, 152,194; Fenelon Falls, 346,350; Frankford, 204,252; Glencoe, 427,931; Grand Bend, 216,725; Grand Valley, 237,247; Hastings, 167,875; Havelock, 283,580; Iron Bridge, 132,909; Killaloe, 130,364; Lakefield, 280,450; Lucan, 231,969; Lucknow, 124,869; Madoc, 477,537; Markdale, 402,528; Marmora, 160,073; Merrickville, 219,167; Mildmay, 195,610; Millbrook, 130,125; Milverton, 210,273; Morrisburg, 133,058; Norwood, 210,233; Omemee, 152,585; L'Orignal, 183,129; Paisley, 285,351; Petawawa, 511,692; Point Edward, 487,169; Port Stanley, 285,105; Rockcliffe Park, 121,244; St. Clair Beach, 155,405; South River, 175,942; Stirling, 238,621; Sundridge, 150,289; Tweed, 177,761; Wellington, 293,862; Wheatley, 182,798; Winchester, 141,262; Wyoming, 121,359.

Others (\$38,389,165):

Association of Municipalities of Ontario, 124,546; The Caribbean Canadian African (Ontario) Credit Union Ltd., 125,000; Conservation Land Program, 4,096,593; Cornwall, Corporation of the City of, 2,699,586; Halton Region Conservation, 963,792; Hamilton Region Conservation, 320,372; Junction Gardens BIA, 216,500; Lake Superior Board of Education, 257,759; Lakehead Board of Education, 182,889; Managed Forest Tax Rebate Program, 723,294; Metropolitan Toronto Region Conservation Authority, 590,000; Ministry of Finance, 760,843; Moosonee Development Area Board, 1,243,213; Ontario Clean Water Agency, 7,074,697; Ottawaska Housing Corp., 485,848; Sault Ste. Marie North Planning Board, 125,000; Separated Town of Gananoque, 761,121; Separated Town of St. Marys, 750,419; Working Word Co-op. Ltd., 273,156; Accounts under \$120,000—16,614,537.

Other Transactions (\$6,740,865):

Commercial Area Improvement Program (Net Interest), 267,251; Property Tax Rebates, 4,775,865; Regional Infrastructure Loans—Ontario Housing Action Program (Net Interest), 1,636,085; Accounts under 120,000—61,664.

Less: Recoveries from Other Ministries (\$11,395,319):

Natural Resources, 4,773,827; Economic Development and Trade, 6,621,492.

Total Other Payments 885,401,432

Statutory (\$64,074)

Ministers' Salary (\$45,068)

Hon. E. Philip	April 1, 1994 to March 31, 1995	30,003
Hon. A. Pilkey	April 1, 1994 to March 31, 1995	15,065

Parliamentary Assistants' Salary (\$19,006)

P. Hayes	April 1, 1994 to March 31, 1995	9,269
D. White	April 1, 1994 to March 31, 1995	9,737

MINISTRY OF MUNICIPAL AFFAIRS — Concluded

Summary of Expenditure

Voted		
Salaries and Wages	28,460,895	
Employee Benefits	4,227,066	
Travelling Expenses	1,329,663	
Other Payments	885,401,432	
		919,419,056
Statutory		64,074
Total Expenditure, Ministry of Municipal Affairs		<u>\$919,483,130</u>

ONTARIO NATIVE AFFAIRS SECRETARIAT

Hon. C.J. (Bud) Wildman, Minister

DETAILS OF EXPENDITURE

Voted

Salaries and Wages (\$3,457,723)

Temporary Help Services (\$97,520):

Tosi Placement Services, 68,618; Accounts under \$50,000—28,902.

Employee Benefits (\$454,274)

Payments for: Canada Pension Plan, 42,089; Dental Plan, 29,040; Employer Health Tax, 56,233; Group Insurance, 7,041; Long Term Income Protection, 23,599; Public Service Pension Fund, 51,035; Supplementary Health and Hospital Plan, 25,248; Unemployment Insurance, 83,357; Unfunded Liability—Public Service Pension Fund, 73,374.

Other Benefits: Maternity/Parental/Adoption Leave Allowances, 10,547; Severance Pay, 18,120; Miscellaneous Benefits, 6,587.

Payments to Other Ministries (\$28,004):

Accounts under \$50,000—28,004.

Travelling Expenses (\$246,255)

D. Winner, 5,068; D.G. Carson, 10,880; G.C. Jones, 13,490; C.L. Lachapelle, 14,104; M.M. Podlog, 14,943; W.C. Seitz, 16,266; W.D. Taylor, 15,466; P.D. Waring, 11,271; R.B. Watts, 13,556; Accounts under \$10,000—131,211.

Other Payments (\$29,360,859)

Materials, Supplies, etc. (\$2,285,155):

Ministries: Attorney General, 609,116; Consumer and Commercial Relations, 249,000; Management Board Secretariat, 111,144; Natural Resources, 137,652; Olivetti Systems and Networks Canada Ltd., 126,400; Allan Pope, 92,693; Sack Goldblatt Mitchell, 137,631; J.R. Wee, 109,003; Accounts under \$50,000—712,516.

Grants, Subsidies, etc. (\$10,155,068):

Support for Tripartite, Self-Government, and Constitutional Negotiations between Governments and Native Groups (\$1,680,806):

Chiefs of Ontario, 387,000; Indian Commission of Ontario, 698,106; Ontario Federation of Indian Friendship Centres, 150,000; Accounts under \$120,000—445,700.

Support for Community Negotiations (\$3,870,146):

Algonquins of Golden Lake, 500,000; Grand Council Treaty #3, 190,000; Indian Commission of Ontario, 142,914; Nishnawbe Aski Nation, 350,000; North Shore Tribal Council, 406,000; Osnaburgh First Nation, 120,000; United Indian Councils of the Mississauga and Chippewa Nations, 404,179; Accounts under \$120,000—1,957,053.

Less: Recoveries from Other Ministries (\$200,000):

Accounts under \$120,000—200,000.

Chiefs of Ontario, 280,396.

Ontario Native Women's Association, 426,321.

Ontario Federation of Indian Friendship Centres, 511,480.

ONTARIO NATIVE AFFAIRS SECRETARIAT — Concluded

Ontario Native Council on Justice (\$61,790):

Ontario Native Council on Justice, 265,304.

Less: Recoveries from Other Ministries (\$203,514):

Accounts under \$120,000—203,514.

Land Claim Settlements, 3,320,000.

Other Accounts under 120,000—4,129.

Capital (\$16,920,636):

Provincial Projects (\$16,920,636):

Ministries: Community and Social Services, 311,000; Management Board Secretariat, 333,349; Northern Development and Mines, 15,376,355; Solicitor General and Correctional Services, 122,000; Kettle and Stony Point Council, 458,400; Mohawks of the Bay of Quinte, 300,000; Accounts under \$120,000—19,532.

Total Other Payments 29,360,859

Statutory (\$Nil)

Minister's Salary (\$Nil)

Hon. C.J. (Bud) Wildman April 1, 1994 to March 31, 1995 Nil

Parliamentary Assistant's Salary (\$Nil)

D. Winner April 1, 1994 to March 31, 1995 Nil

Summary of Expenditure

Voted

Salaries and Wages	3,457,723
Employee Benefits	454,274
Travelling Expenses	246,255
Other Payments	29,360,859

Total Expenditure, Ontario Native Affairs Secretariat	<u>\$33,519,111</u>
---	---------------------

MINISTRY OF NATURAL RESOURCES

Hon. Howard Hampton, Minister

DETAILS OF EXPENDITURE

Voted

Salaries and Wages (\$259,101,398)

Temporary Help Services (\$780,377):

Management Board Secretariat, 480,739; Accounts under \$50,000—299,638.

Employee Benefits (\$40,061,239)

Payments for: Canada Pension Plan, 4,969,871; Dental Plan, 2,814,004; Employer Health Tax, 5,008,667; Group Life Insurance, 434,734; Long Term Income Protection, 2,735,302; Public Service Pension Fund, 65,970; Supplementary Health and Hospital Plan, 3,092,806; Unemployment Insurance, 9,351,500; Unfunded Liability—Public Service Pension Fund, 2,768,607.

Other Benefits: Attendance Gratuities, 164,949; Early Retirement Incentive, 1,737,979; Maternity/Parental/Adoption Leave Allowances, 811,861; Severance Pay, 3,327,957; Accounts under \$50,000—28,069.

Workers' Compensation Board, 2,805,101.

Travelling Expenses (\$14,493,040)

Hon. Howard Hampton, 56,431; L.C. Wood, 4,010; R.J. Vrancart, 29,392; R.L. Mitton, 8,985; K. Aquino, 22,787; D.J. Archibald, 15,460; J.R. Atkinson, 10,171;

B.D. Baker, 16,783; R.E. Bekkers, 18,039; J.E. Bell, 11,276; M.J. Benson, 15,005; A.R. Bisset, 14,135; T.J. Bjerkelund, 15,027; J.L. Blaney, 13,420; W. Bodnar, 13,685; M.E. Bohm, 14,402; J.P. Boileau, 27,157; E. Bons, 10,361; C.L. Bowling, 13,590; J. Breckenridge, 11,591; B.W. Briggs, 11,950; J.R. Brisbane, 19,625; M.M. Buck, 12,288; D.D. Bulger, 10,296; L.O. Burrige, 10,977;

B. Callaghan, 11,348; R.F. Calvert, 10,646; C.B. Campbell, 16,912; M.S. Campbell, 24,847; T.E. Campbell, 14,646; K.D. Casselman, 11,824; T.D. Cecile, 11,573; R.B. Chang, 13,071; J.R. Chevalier, 29,411; J.J. Churcher, 15,009; A. Citro, 14,242; C.D. Clark, 14,477; K.E. Cleary, 20,605; M.K. Connolly, 17,581; D. Cooligan, 10,286; R.L. Crowell, 16,725; K.I. Cullis, 16,116; T.J. Cyr, 10,304;

D.A. Dasti, 16,259; J.C. Davies, 12,899; D.L. Davis, 36,313; A.J. Denys, 18,504; R.F. Deutsch, 13,644; D.R. Deyoe, 40,864; D.P. Dodge, 17,545; S.F. Duckett, 18,039; J.M. Duncan, 10,504; F.N. Dunn, 14,210; C.L. Dwyer-Smith, 11,016;

R.G. Elliott, 19,806; D.L. Euler, 16,772; W.E. Everall, 16,632; R.W. Evers, 10,343;

J.J. Faught, 15,056; C.E. Fels-Smith, 10,602; D.M. Filliter, 10,601; M.A. Flynn, 11,243;

J.L. Gaudry, 22,128; B.C. Gilmore, 19,680; P.J. Glenday, 11,048; C.I. Goddard, 10,636; P. Gonsalves, 14,876; C.M. Graham, 11,129; L.A. Gravelines, 29,724; C.J. Greenwood, 14,998; R.B. Greenwood, 14,348; R.W. Groves, 13,936;

J.K. Hadley, 11,444; D.A. Hagan, 12,473; F.S. Hall, 15,709; J.A. Hamilton, 12,134; R.H. Hanlan, 12,124; A.L. Harris, 10,170; L.G. Hill, 12,055; S.C. Hills, 14,428; R.K. Hilton, 11,564; P.F. Holder, 12,999; H.D. Howell, 14,706; R.D. Hunter, 15,858;

N.C. Iles, 21,184; C.R. Ingram, 13,162; T.R. Isherwood, 26,201;

MINISTRY OF NATURAL RESOURCES — Continued

J.E. Jackson, 13,845; C.M. Johnson, 11,611; F.J. Johnson, 10,023; J. Johnson, 10,559; R.N. Jones, 12,928;

J.S. Kapron, 16,936; F.D. Kennedy, 30,957; J.R. Kenrick, 18,490; R.N. Kervin, 13,938; R.C. Kirkland, 17,542; W.J. Kissick, 24,110; E.F. Koshowski, 10,224;

P.L. Lapointe, 10,345; D. Lasante, 10,801; M.N. Law, 32,207; R. Leef, 10,156; N.L. Leeson, 17,698; W.A. Lewis, 21,508; M.S. Litchfield, 29,816; V. Luther, 13,291;

J.F. Macdonald, 29,027; P.D. Marsh, 10,868; G.J. Martin, 12,128; L. Mason, 15,269; A.G. Mathews, 18,524; T.M. McDonough, 10,530; D. McGowan, 13,293; D.D. McIntyre, 18,271; J.M. McIntyre, 12,253; V.J. McQueen, 14,257; D.G. Miles, 10,262; J.S. Miller, 16,530; L. Miller-Dodd, 10,396; R.K. Milling, 10,498; P.G. Mongraw, 22,296; R.W. Morrison, 10,560; G.P. Munro, 28,795; J.D. Murray, 22,011; T.R. Myland, 12,831;

N.W.N. Nakamura, 24,415; P. Nitschke, 13,366; M.R. Nolan, 13,766;

J.E. Osborn, 26,561;

J.W. Paige, 11,049; R.B. Parry, 25,441; A.H. Perera, 19,210; J.R. Pickering, 13,955; L.L. Pilkey, 13,416; T.W. Popowich, 12,440; B.A. Prince, 10,311; G.G. Pyzer, 11,235;

N. Quinton, 11,323;

E.M. Raitanen, 37,723; S.A. Reany-Iskra, 11,600; M.A. Reed, 10,447; R.S. Rempel, 12,422; T.M. Richardson, 21,904; M. Roach, 10,210; B.A. Robson, 20,962; A.A. Ross, 10,481; J.T. Rudolph, 20,251; R.B. Rutherford, 12,066; R.A. Ryder, 14,191;

J.E. Sargent, 13,448; B.E. Sault, 19,094; T.A. Scarr, 12,039; P.G. Schaffer, 14,413; R.P. Seguin, 17,364; R.B. Sinclair, 10,183; A.J. Sippel, 14,611; B.W. Smith, 15,669; G.B. Smith, 12,613; J.D. Steele, 10,236; A.J. Stewart, 17,116;

K.C. Taylor, 10,076; T. Taylor, 23,251; W.H. Therriault, 17,555; R.T. Thomson, 13,264; W.R. Thornton, 22,682; M.E. Treitz, 19,990; S.D. Tsirikos, 12,187; T.J. Tworzyanski, 10,060;

P.W. Uhlig, 11,499;

G.M. Vaughan, 11,881;

R.O. Waito, 10,180; K. Wanner, 17,761; N.J. Ward, 12,822; P.C. Ward, 16,865; S.R. Watson, 14,580; R.R. Watt, 10,198; D. Whatley, 14,031; R.E. Wheeler, 14,367; G.R. Whitney, 199,319; M.L. Willick, 37,692; G.K. Winterton, 23,482;

W. Zagrobelny, 23,142; Accounts under \$10,000—11,378,990.

Other Payments (\$216,482,980)

Materials, Supplies, etc. (\$166,607,761):

A and M Enterprises, 209,428; A and R Greenhouses Limited, 322,616; AOG Heliservices Inc., 247,431; Abitibi-Price Incorporated, 2,044,753; Ace Auto Leasing Ltd., 306,292; Acklands Limited, 54,992; Acme Planing Mills (1979) Ltd., 57,259; Action Trailer Sales and Leasing Inc., 183,597; AGA-MA-KI-MI-SA-BAI Greenhouses Ltd., 642,200; Aidae Creek Gardens Inc., 83,688; Air Creebec (1994) Inc., 288,989; Air Manitoba Limited, 55,718; Airborne Sensing Corporation, 103,739; Airy, Township of, 58,380; Aitken Motors Ltd., 52,815; Algoma Business Computers, 208,433; Algoma Steel Inc., 70,101; Algoma Telephone Systems, 76,038; Algonquin Forest Authority, 988,921; Alltrim, 105,714; Amtelecom Inc., 58,517; Anchor Textiles, 172,000; Animal Disease Research Institute, 295,287; Anixter Canada Inc., 164,283; Antonio Tremblay Contracting Limited, 261,909; Apple Canada Inc., 170,010; Aquanorth Forest Nurseries, 260,502; Arbor International Inc., 452,362; Arcadraft Architectural Drafting and Design Services, 54,964; Armstrong Resources Development Corporation, 90,552; Art's Repair Centre, 93,231; Arthur Chrysler Plymouth Limited, 142,735; Atikokan Forest Products Inc., 278,552; Aurora Resource Consulting, 58,839; Automated Office Systems Inc., 185,182; Avant Litho Graphics Inc., 156,787; Avenor Inc., 4,552,700; Aviall,

MINISTRY OF NATURAL RESOURCES — Continued

- 195,730; Aviation Commercial Aviation, 58,866; Awood Air (1994) Ltd., 55,715; Axmith McIntyre Wicht Ltd., 566,995; Ayerst Veterinary Laboratories, 2,461,332;
- B and S Emblem Limited, 62,073; Bartram Reforestation, 158,396; Bay City Contractors (Thunder Bay) Inc., 241,538; Christopher A. Bean, 58,667; Bearskin Lake Air Service Ltd., 1,048,603; Beaver Lumber Company Limited, 135,355; Bell Canada, 3,894,809; Belleville Tree Service, 51,043; Big Island First Nation, 77,532; Bill Mathews Motors Inc., 53,619; Binkley Lawn and Garden Care Inc., 274,025; Bio Consulting, 51,991; Biogenetica Inc., 86,396; Bischo Supply Dryden Ltd., 85,815; Blazecka's Greenhouses Inc., 58,230; Bluewater Parklands Management Inc., 62,541; Bombardier Inc., 344,310; Bonar Inc., 91,006; Bonnie Jane Holdings, 54,296; Branching Out Forest Contractors, 430,818; Bridgemark Aerospace, 159,099; Brinkman and Associates Forest Renewal Centre Inc., 50,707; Brooklin Concrete Products Limited, 52,241; Buchanan Forest Products Ltd., 423,477; Buchanan Lumber Sales, 152,961;
- CA Sellers Cleaning Service, 50,682; Cambrian Ford Sales (1975) Ltd., 128,882; Cambrian Motors (1989) Limited, 133,931; Campbell Helicopters Limited, 1,013,827; Campbell Scientific Canada Corp., 189,958; Canada Post Corporation, 452,640; Canadian Business Solutions, 58,078; Canadian Forest Service, 150,989; Canadian Forestry Equipment Ltd., 201,204; Canadian Helicopters Limited, 349,872; Canadian Imperial Bank of Commerce Visa Centre, 131,139; Canadian Interagency Forest Fire Centre, 53,231; Canadian Territorial Helicopters Inc., 101,556; Canadian Tire Corp., 252,986; Canesco Subscription Services Ltd., 112,491; Cansel Survey Equipment (Canada) Ltd., 56,874; Cantel Inc., 208,074; Carl Aircraft Components Mfg. Ltd., 129,999; Cashway Building Centre, 59,657; Centennial Plymouth Chrysler (1973) Ltd., 114,009; Centra Gas Ontario Inc., 105,298; Central Welding and Iron Works, 242,776; The Centre for High Performance, 150,160; Champlain Air Surveys Ltd., 183,282; Chippewas of Nawash First Nations, 136,995; Cimco-Lock Refrigeration, 55,429; Clarm-Aire Ltd., 109,927; Cliffe Printing (1979) Limited, 200,686; Joanne Cloutier, 58,762; Club Chasse et Pêche de Hearst, 52,718; Cochrane Public Utilities Commission, 95,344; Collins Home Hardware, 58,484; Common Wealth Historic Resources Management Ltd., 79,801; Comnetix Computer Systems, 151,478; Compugen Systems Ltd., 80,481; Comtronic Computer Centre, 69,081; Constance Lake First Nations, 68,684; Coopers and Lybrand, 114,530; Brenda D. Cote, 59,760; Craig Cotton Electric, 75,374; Credit Valley Conservation Authority, 182,852; Csir Wnnr, 62,699; Cumming Cockburn Limited, 60,628; Custom Helicopters Ltd., 259,220;
- D.A.M. Forestry, 68,777; DAP Technologies, 83,257; Dale Intermediaries Ltd., 691,156; Danfoss Manufacturing Company Ltd., 365,911; Data Business Forms, 107,822; Dave Burt General Contractor Ltd., 56,998; Dave Mair Contracting, 126,613; Cindy Davidson, 75,521; De Havilland Inc., 72,012; Deca Aviation Engineering Ltd., 380,874; Decity Systems Inc., 210,907; John Deeg, 100,630; Del-Ko Paving and Construction Co. Ltd., 76,898; Delta Helicopters Ltd., 472,048; Dendron Resource Surveys Ltd., 727,953; Derosé Grocery, 51,097; Devlin Timber Co. (1992) Ltd., 97,488; Digital Equipment of Canada Ltd., 1,150,835; Diversified Communications, 79,946; Do It All Construction, 87,163; Domtar Forest Products, 226,434; Domtar Inc., 1,073,444; Donegan Consulting, 68,962; Dorsey Contracting Inc., 319,388; Double M and M Inc., 90,652; Douglas Lincoln Mercury Sales Ltd., 381,560; Drain Brothers Excavating Ltd., 116,693; Dubreuil Forest Products Ltd., 879,566; S. Dumontet, 56,485; Duncanson Investment Research Inc., 149,577; Dyplex Communications Ltd., 316,982;
- E.A. Shipman Electric Ltd., 63,375; E.B. Eddy Forest Products Ltd., 1,457,344; EMO Sales and Service, 194,017; Eastcom Industries, 121,799; Easton Bros Builders Ltd., 105,166; Ecological Services for Planning Ltd., 289,366; Econometric Research Ltd., 181,313; Ecotones Environmental Consultants, 64,536; Ed Kaun and Sons Ltd., 155,326; Energie Verte Inc., 65,186; Enviro-Tex Products Inc., 58,901; Equipment World Inc., 50,241; Ernst and Young, 204,090; Esri Canada Ltd., 3,045,561; Eurocopter Canada, 108,521; Evergreen Farms, 85,387; Executive Helicopter, 188,878; The Executive Program, 64,729;
- F.H. Schaedlich Consulting Limited, 69,980; Fabris Lumber Ltd., 58,646; Federated Co-Operatives Limited, 95,605; Field Aviation Company Inc., 247,933; Fillion Wakely and Thorup, 81,674; Fisher Scientific Limited, 82,316; Flight Safety International, 73,835; Flight Safety Canada Ltd., 95,317; Lynn Fordham, 299,999; Forefront Forestry, 272,151; Forest Engineering Research Institute of Canada, 177,722; Forest Protection Limited, 78,789; Forintek Canada Corp., 89,099; Fowler Construction Company Limited, 423,037; Fred Klug Ltd., 72,267; Victor L. Freidin, Q.C., 211,082; Friends of Wye Marsh, 94,459; Frontier Resource Management Ltd., 71,614;
- GE Capital Technology Services Inc., 555,323; G.R. Belanger Enterprises Ltd., 122,249; Gartner Lee Ltd., 64,936; General Airspray Limited, 91,206; General Chemical Canada Ltd., 85,274; George Solomon and Sons Ltd., 53,924;

MINISTRY OF NATURAL RESOURCES — Continued

Georgian Pontiac Buick GMC Inc., 119,496; Giffin Well Drilling Ltd., 53,889; Good Harvest Marketing, 52,259; Goodfellow Inc., 62,985; Goodyear Canada Inc., 78,006; Graham B. Newman Construction Inc., 198,264; Grand and Toy, 133,245; Grand Council Treaty 3, 81,558; Grand River Conservation Authority, 504,029; Grassy Narrows First Nation, 137,831; Great West Timber Limited, 388,187; Grenwitch General Contractors Ltd., 55,891;

Hardy Stevenson and Associates, 88,593; Haveman Bros. Forest Ltd., 135,556; Hearst Forest Management Inc., 1,921,859; Hec Clouthier and Sons Inc., 93,875; Helicopter Wildlife Management Inc., 96,685; Hexagon Computer Systems Inc., 69,186; Hicks and Lawrence Ltd., 971,756; Hill's Greenhouses Limited, 68,942; Annette Hoytema, 118,833; Huisson Aviation (1989) Limited, 516,630; Hurley Corporation, 50,709; Husky Oil Marketing Company, 55,798;

ICG Propane Inc., 124,008; The Ideal Printing Company Ltd., 231,776; Imperial Oil Ltd., 2,220,219; Inland Sea Products, 178,967; Institute of Technology for the Environment, 54,995; Intelligent Marketing Systems Inc., 50,726; Inter City Papers, 75,532; Intercity Ford Sales Limited, 141,216; Islington Band Logging, 281,040;

J. Henri Poulin Ltd., 223,147; JAP Equipment Ltd., 99,045; J.D. Barnes Ltd., 267,455; J.E. Martel and Sons Lumber Limited, 799,598; J.F. Fitzpatrick Industries Inc., 69,114; J.R. Kenrick, 58,499; J.S. Sigfusson and Sons Ltd., 178,413; JVK Ltd., 99,835; Jack Law Contractors Inc., 152,484; Jager Strandboard Limited Partnership, 155,761; Jean Parent Transport Ltd., 110,333; Jim Wilson Chevrolet Geo Oldsmobile Ltd., 58,663; Robert G. Johnston, 213,043; Jones Direct Mail Services Ltd., 92,548; Jordens Consulting Services 949991 Ont Inc., 74,113; Journal Printing, 74,652;

KBM Forestry Consultants, 131,825; KPMG Management Consulting, 54,583; KW Food Services, 63,761; Cecil Kargus, 67,108; Kestrel Technology Inc., 187,593; Kiashke River Native Development Inc., 70,336; Kimberly Clark Forest Products Inc., 1,473,627; Clarence J.M. King, 380,022; Knight Security and Investigation, 87,542; Kodak Canada Inc., 274,854; Kona Builders Limited, 2,300,754; D.J. Koroschetz, 71,899;

L S Silviculture Inc., 316,452; Lac La Croix First Nation, 734,870; Lacarte Inc., 101,411; Theo Lafond, 58,326; Lafreni-Air, 81,669; Lajambe Forest Products Ltd., 179,891; Lake Erie Fish Packers and Processors Association, 369,117; Lake Nipigon West Zonal Tree Improvement Association, 73,195; Lake Simcoe Region Conservation Authority, 94,998; Lakehead University, 580,792; David W. Lambden, 51,770; Lancaster Datamark Inc., 101,392; Larry Schroeder Building Construction, 117,260; Laurentian University, 349,358; Learnix, 73,191; W.E. Lee, 63,935; Leica Ag, 123,645; Li-Cor, 51,255; Leo Alarie and Sons Limited, 147,174; Leon Degagne Ltd., 180,527; Lightning Location and Protection Inc., 324,601; Howard Lisk, 143,052; Liskeard Lumber Ltd., 176,128; Logicsys Technologies Inc., 1,150,766; Long Point Bird Observatory, 139,765; Lotek Engineering Inc., 488,665; Mary E. Lucyk, 86,872;

MFP Technology Services Ltd., 7,630,530; MJ Labelle Co. Ltd., 463,246; MacDonald Building Supplies Ltd., 84,582; Malette Inc., 908,365; Manitoulin Transport, 95,054; Mannion Plumbing and Heating, 71,563; Manta Industries Ltd., 74,394; Maple Ridge Aggregates Limited, 80,598; Marriott Canadian Management Ltd., 53,525; Marshall Macklin Monaghan Limited, 1,049,581; Martin Mills Inc., 194,230; McCann Computer Systems Ltd., 74,136; McChesney Lumber Division, 151,205; McKenzie Forest Products Inc., 524,693; McKerlie-Millen, 54,280; McLay Marine Enterprises Ltd., 235,203; Meadows Lumber Limited, 137,188; Media Buying Services Limited, 569,087; Barbara Merchant, 149,380; Mert's Enterprises, 261,518; The Metropolitan Toronto and Region Conservation Authority, 269,256; Michelin North America (Canada) Inc., 74,081; Microage Computer Stores, 199,414; Mid North Motors, 133,153; Midway Lumber Mills Ltd., 65,081; Midwest Helicopters Ltd., 403,312; Miller Paving Limited, 126,146; Ministries: Attorney General, 1,777,101; Environment and Energy, 55,994; Finance, 120,434; Health, 72,437; Management Board Secretariat, 8,511,904; Native Affairs Secretariat, 75,700; Northern Development and Mines, 128,363; Solicitor General and Correctional Services, 255,361; Transportation, 904,528; Minuteman Press, 164,493; Mitig Forestry Services Ltd., 248,321; Mizhinawae Economic Development Corp., 57,077; Mobility Canada, 154,900; Mohawk College Applied Arts and Technology, 117,709; Monsanto Canada Inc., 1,028,780; Moore Business Forms and Systems, 152,434; Motorola Canada Limited, 427,669; Murdoch Group Inc., 124,053; Mushkegowuk Council, 234,610; Muskoka Containerized Services Ltd., 105,281; Mustang Engineered Technical Apparel Corp., 86,878;

N W D Diesel Power Ltd., 79,922; Nakina Outpost Camps and Airstervice Ltd., 86,387; Namrac and Associates Ltd., 149,002; National Fire Equipment Limited, 72,237; National Helicopters Inc., 128,736; Nature Conservancy Canada, 608,943; The Nelson Paint Company, 141,990; Netland Computer Services Inc., 56,127; New Forest Contractors Inc.,

MINISTRY OF NATURAL RESOURCES — Continued

- 403,049; Niedner Limited, 77,907; Nishnawbe-Aski Nation, 238,621; Terry Noble, 72,147; Nordstar Forestry Service, 144,322; Norfolk Tractor Co. Ltd., 67,563; Norman Wade Company Ltd., 150,045; Normick Perron Inc., 376,039; North Gro Development Ltd., 94,496; North Shore Air, 327,027; North Star Computer Ltd., 211,188; Northeast Seed Management Association, 355,995; Northern Clonal Forestry Centre, 435,068; Northern Eagle Enterprises, 75,345; Northern Greenhouse Farms Ltd., 59,670; Northern Telephone Limited, 377,201; Northway Map Technology Limited, 1,231,953; Government of Northwest Territories, 95,353; Nottawasaga Valley Conservation Authority, 88,371;
- OE Inc., 189,699; Oakville Hydro-Electric Commission, 89,115; Ron O'Connor, 95,174; O'Connor MacLeod, In Trust, 61,242; Ontario Federation of Anglers and Hunters, 524,337; Ontario Fish Producer's Association, 233,648; Ontario Forestry Association, 182,234; Ontario Hydro, 1,853,547; Ontario Northland Telecommunications, 1,064,577; Oracle Corporation Canada Inc., 473,383; Orion Technical Consulting Ltd., 59,809; David Ouimet, 61,494; Outboard Marine Corporation of Canada Ltd., 187,184;
- PCI Enterprises, 52,658; PH Armstrong Motors Limited, 222,958; PHH Home Equity Inc., 143,904; C. Palubiski, 59,195; Pierre Paquin, 134,030; Paragon Decision Technology BV, 290,409; Parm Construction, 101,752; Peawanuck Petroleum, 166,851; Peel Fence Systems Inc., 80,004; The Pennsylvania State University, 55,943; Pepiniere Pro Foret, 361,670; Petawawa National Forestry Institute, 92,996; Petro Canada Products, 542,332; Phase 4 Electrical Contractor Ltd., 54,770; Phercon Consulting Inc., 182,476; Pickering Audio-Visual Inc, 83,798; Pilon Fisheries Limited, 67,561; Pineland Timber, 775,477; Pinewood Mercury Sales Limited, 128,950; Pitney Bowes, 350,299; Pitney Bowes Leasing, 79,825; Porcupine Forestry Prospects, 234,953; Postage By Phone, 309,163; W. Priest Haulage, 66,843; Prince Edward, County of, 249,998; Proctor and Redfern Ltd., 321,008; Purolator Courier Ltd., 504,021;
- QSP Geographics, 230,530; Queen's University, 200,276; Quinella Timber Logging, 159,039; Quno Corporation, 1,526,691;
- R and B Cormier Enterprises Ltd., 120,987; R and J Barrett Holdings Ltd., 260,998; R. Nicholls Distributors Inc., 67,806; R.M. Elliott Construction, 71,062; RMC Resources Management Consultants Ltd., 145,185; Radarsat International, 102,174; Rainy River Forest Products Inc., 2,949,879; Ralph Ogilvie Contracting, 72,101; Rank Xerox Limited, 221,286; Receiver General for Canada, 1,958,902; Red Rock First Nation, 64,446; Reed Stenhouse, 637,740; Relational Solutions, 99,969; Reserve Forestry and Guiding, 58,489; Retirement Counsel of Canada, 61,331; Reybold Reforestation, 74,788; Rideau Valley Conservation Authority, 361,695; Robert Charuk and Associates, 74,923; Richard Rosenblath, 55,356; Rural Lambton Stewardship Network, 54,701; Rynel Ltd., 68,198;
- SHL Computer Innovations, 79,850; Sault College of Applied Arts and Technology, 359,404; Sault Ste. Marie Public Utilities Commission, 84,769; Savin Canada Inc., 128,418; Carol Sawchyn, 70,682; Scott McGregor Construction, 52,937; Security Card Systems, 68,831; Nicol G. Seguin, 203,103; Service Master of Muskoka JMS, 63,627; Shell Canada Products Limited, 3,404,951; Sheridan Custom Installations Limited, 77,691; Sherwood Forestry, 58,454; Simcoe, County of, 61,792; Sir Sandford Fleming College, 161,381; Skytech Aviation Ltd., 133,374; Skytronics Limited, 70,134; Hayley Smith, 51,514; Smith Miller and Associates Ltd., 93,600; Somerville National Leasing and Rentals Ltd., 314,516; Southampton Fish Company, 193,382; Spectranalysis Inc., 500,954; Spoljarich Construction, 76,920; Spruce Falls Inc., 2,223,604; St. John Ambulance, 52,139; St. Marys Paper Ltd., 233,553; Standard Aero Limited, 632,648; Standard Auto Glass, 50,598; Steel Speed Inc., 91,249; D. Stephenson, 52,895; Steven Blair Contracting Ltd., 159,388; Stockwood, Spies, Craigen and Le Vay, 307,274; Stratton Equipment Sales and Service Ltd., 527,329; Sturgeon Falls Brush Spraying and Cutting Ltd., 113,418; Sunex Aero Engines Ltd., 421,414; Sunoco Inc., 266,000; Superior Botanical Explorations, 124,487; Superior Forest Management Ltd., 1,236,990; Superior Helicopters Canada Inc., 85,049; Superior Propane Inc., 336,670; Supermarine Aircraft Inc., 180,539; Sure-Way Aerial Applications Ltd., 50,981; Surnav Corporation, 110,089; Clifford R and Shirley J Sutherland, 196,049; Swish Maintenance Ltd., 100,096;
- TCT Canada, 108,581; T.G. Hammond Limited, 66,252; TSI Aircraft Inc., 68,948; Taiga Resource Management, 211,441; Tamarac Nurseries Ltd., 141,907; Tasman Helicopters Ltd., 136,445; Tektronix Canada Inc., 53,407; Telecompute Integrated Systems Inc., 214,961; Tembec Forest Products Inc., 403,085; Terra Surveys Limited, 1,634,523; Thunder Bay Aviation Ltd., 188,998; Thunder Bay, the Corporation of the City of, 139,186; Time Computer Products, 240,356; Today's Business Products Ltd., 54,003; Tom Downer Ltd., 51,768; Toshiba of Canada Ltd., 128,970; Treeline Reforestation, 262,226; Trent University, 68,909; Trillium Wire and Chemical Ltd., 54,386; Trimrite

MINISTRY OF NATURAL RESOURCES — Continued

Contracting Ltd., 85,283; Trow Consulting Engineers Ltd., 96,345; Turffer Inc., 64,689;

UCO Petroleum Inc., 93,446; Ultramar Canada Inc., 292,236; The Uniform Group Inc., 52,250; Union of Ontario Indians, 210,454; Unisource Canada Inc., 51,047; University of Guelph, 840,178; University of Missouri, 130,764; University of Toronto, 228,848; Upper Canada Forestry Consulting Ltd., 88,232; Usan Aviation Sales Ltd., 169,127;

Vaughan Hydro-Electric Commission, 130,485; Venture Helicopters (MKC) Inc., 224,628; Video Mart, 86,464; Voyageur Airways, 263,308;

Wajax Industries Limited, 337,409; Walsten Air Service, 82,501; Wasaya Airways Limited, 570,186; Watershed Solutions, 95,996; Wayne Finch Construction Ltd., 181,770; Weeks Construction Inc., 102,352; Weir and Foulds, 425,268; Wellair Concepts Inc., 74,609; Westburne, 92,213; David Whitehead, 67,338; G.R. Whitney, 951,940; Wikwemikong Development Commission, 63,599; Wilderness Reforestation, 227,493; Wildlife Habitat Canada, 198,796; Wildwoods Reforestation, 72,056; Wills Transfer Limited, 121,538; Wilson Chevrolet Oldsmobile Ltd., 63,830; Wilson's Stationery and Office Equipment, 121,197; Wolverton Graphics, 90,885;

Xerox Canada Ltd., 1,569,185;

Yamaha Motor Canada Ltd., 58,885; York, The Regional Municipality of, Finance Department, 54,999; York University, 63,921;

Zetron Inc., 253,630;

680089 Ontario Inc., 80,767; 686860 Ontario Ltd., 654,635; 881895 Ontario Ltd., 141,596; Accounts under \$50,000—32,148,425.

Less: Recoveries from Other Ministries (23,458,785):

Attorney General, 51,175; Economic Development and Trade, 112,162; Environment and Energy, 6,691,384; Finance, 6,114,189; Management Board Secretariat, 3,390,911; Ontario Native Affairs Secretariat, 50,955; Northern Development and Mines, 6,058,670; Solicitor General and Correctional Services, 691,278; Transportation, 131,575; Accounts under \$50,000—166,486.

Grants, Subsidies, etc., (\$49,875,219):

Agreement Forest (\$730,918):

Grey Sauble Conservation Authority, 129,627; Simcoe, County of, 367,723; Accounts under \$120,000—233,568.

Community Forest Management Pilot Projects (\$1,295,000):

Elk Lake Community Forest, 475,000; Geraldton, The Corporation of the Town of, 300,000; Wikwemikong Development Commission, 360,000; 6/70 Area Economic Diversification Committee, 160,000.

Conservation Authorities (\$38,647,881):

Ausable-Bayfield, 699,958; Cataraqui Region, 627,483; Catfish Creek, 288,955; Central Lake Ontario, 687,488; Credit Valley, 1,452,650; Crowe Valley, 240,498; Essex Region, 871,355; Ganaraska Region, 491,469; Grand River, 3,650,506; Grey Sauble, 841,783; Halton Region, 2,026,000; Hamilton Region, 1,103,223; Kawartha Region, 249,352; Kettle Creek, 345,856; Lake Simcoe Region, 930,778; Lakehead Region, 473,586; Long Point Region, 507,143; Lower Thames Valley, 1,024,440; Lower Trent Region, 483,383; Maitland Valley, 876,414; Mattagami Region, 361,888; Metropolitan Toronto and Region, 5,504,007; Mississippi Valley, 511,172; Moira River, 474,261; Napanee Region, 248,646; Niagara Peninsula, 859,598; Nickel District, 643,945; North Bay-Mattawa, 1,378,170; Nottawasaga Valley, 520,603; Otonabee Region, 539,417; Prince Edward Region, 205,625; Raisin Region, 2,635,222; Rideau Valley, 1,005,646; St. Clair Region, 1,057,634; Saugeen Valley, 2,253,073; Sault Ste. Marie Region, 269,003; South Nation River, 711,134; Toronto, Municipality of the City of, 307,000; Upper Thames River, 1,289,517.

Conservation Land Tax Rebate (\$4,094,555):

Accounts under \$120,000—4,094,555.

MINISTRY OF NATURAL RESOURCES — Concluded

Environmental Youth Corp (\$3,201,745):

University of Guelph, 154,963; Ontario Federation of Anglers and Hunters, 165,499; Accounts under \$120,000—2,881,283.

Experience Program Jobs Ontario (\$671,386):

Accounts under \$120,000—671,386.

Fur Institute of Canada (\$157,600):

Fur Institute of Canada, 157,600.

Managed Forest Tax Rebate (\$679,273):

Accounts under \$120,000—679,273.

Other Grants and Subsidies (\$396,861):

Accounts under \$120,000—396,861.

Total Other Payments 216,482,980

Statutory (\$39,272)

Minister's Salary (\$30,003)

Hon. Howard Hampton April 1, 1994 to March 31, 1995 30,003

Parliamentary Assistant's Salary (\$9,269)

Len Wood April 1, 1994 to March 31, 1995 9,269

Summary of Expenditure

Voted

Salaries and Wages	259,101,398
Employee Benefits	40,061,239
Travelling Expenses	14,493,040
Other Payments	216,482,980

530,138,657

Statutory 39,272

Total Expenditure, Ministry of Natural Resources \$530,177,929

MINISTRY OF NORTHERN DEVELOPMENT AND MINES

Hon. Gilles Pouliot, Minister

Hon. Shelley Martel, Minister

DETAILS OF EXPENDITURE

Voted

Salaries and Wages (\$26,794,850)

Temporary Help Services (\$73,941):

Management Board Secretariat, 64,331; Accounts under \$50,000—9,610.

Less: Recoveries from Other Ministries (\$958,092):

Finance, 958,092.

Employee Benefits (\$3,707,431)

Payments for: Canada Pension Plan, 479,204; Dental Plan, 277,350; Employer Health Tax, 539,342; Group Life Insurance, 53,521; Long Term Income Protection, 311,940; Supplementary Health and Hospital Plan, 298,954; Unemployment Insurance, 900,748; Unfunded Liability—Public Service Pension Fund, 318,740, Accounts under \$50,000—138,078.

Other Benefits: Maternity/Parental/Adoption Leave Allowances, 147,527; Severance Pay, 272,992.

Workers' Compensation Board, 51,702.

Less: Recoveries from Other Ministries (\$82,667):

Finance, 82,667.

Travelling Expenses (\$1,723,386)

Hon. G. Pouliot, 30,534; Hon. S. Martel, 22,677; G. Bisson, 2,006; D. Obonsawin, 34,462; P. Barber, 10,337; R.C. Beard, 14,890; R.C. Burns, 22,055; R.W. Campbell, 11,849; M. Couse, 21,738; W.R. Cowan, 20,578; J.B. Gammon, 51,746; R.C. Gashinski, 11,497; A. Graci, 16,031; M. Ho, 11,307; D.G. Ignacy, 10,952; J.N. Jarvis, 14,414; C. Kerr, 10,683; D. Kochanowski, 28,798; D. Little, 14,244; J.D. McClure, 29,437; C. McDonald, 16,188; M. McGregor, 14,700; J.A. McIntosh, 13,129; K.W. McLellan, 14,310; D.E. Moorhouse, 18,173; J.E. Muir, 11,827; E. Nabigon, 10,583; L.C. Paquette, 19,869; R.R. Poulin, 11,526; H. Robertson, 14,916; P. Samson, 17,367; R.C. Sawchuk, 29,327; J. Wood, 15,088; Accounts under \$10,000—1,126,148.

Other Payments (\$255,691,192)

Materials, Supplies, etc. (\$139,712,196):

Acme Printers Limited, 80,132; Adcom Electronics Limited, 93,425; Apple Canada, 162,912; Aurora Micro Systems, 337,712; Bell Canada, 160,790; Bond Printing and Graphics, 59,508; Bondar Clegg and Company Ltd., 51,399; Cambrian College of Applied Arts and Technology, 62,337; Canada Post Corporation, 60,896; CanebSCO Subscription Services, 79,498; Chartwell, 150,787; Chemex Labs Ltd., 87,992; Computrek, 51,813; Coopers and Lybrand Consulting, 182,275; Electronic Document Imaging Technology Inc., 184,222; Erocon (1986) Ltd., 438,150; GE Capital Canada Leasing Inc., 146,307; Genasys, 77,475; Geomatics International Inc., 1,651,456; Honeywell Limited, 615,278; Intergraph Canada Ltd., 98,569; Iscan Intelligent Scanning Inc., 749,528; J.R. Drilling Ltd., 192,647; Journal Printing, 119,758; KTI Kanatek Technologies Inc., 91,566; LBMS Inc., 51,790; Laurentian University, 246,793; Leco Instruments Limited, 97,710; MFP Technology Services Ltd., 1,305,552; MacNaughton Hermesen Britton Clarkson Planning Limited, 77,430; Mamow Community Services Corporation, 892,288; McElhanney Geosurveys Ltd., 77,093; Media Buying Services, 71,658; Metasolv Software Inc., 102,057; Microage Computer Centre, 234,001; Mining Industry Technology, 67,500; Mining Research Directorate, 204,600; Ministries: Attorney General, 444,154; Management Board Secretariat, 1,004,139; Natural Resources, 3,010,079; Transportation, 119,495,238; Monenco Inc.,

MINISTRY OF NORTHERN DEVELOPMENT AND MINES — Continued

1,855,735; Northern Telephone Limited, 83,879; Ontario Northland Transportation Commission, 106,191; Open Storage Solutions, 137,998; Overburden Drilling Management Limited, 160,796; PG Advertising and Design Inc., 76,225; Paterson Grant and Watson Ltd., 292,775; Perkin Elmer (Canada) Ltd., 52,147; Philips Electronics, 68,386; Pitney Bowes Canada Ltd., 89,927; Planning Initiatives Ltd., 59,299; Postage By Phone, 79,400; Purolator Courier Ltd., 54,720; Receiver General for Canada, 160,789; Rigaku/Canada, 58,020; Robinson Consultants Inc., 825,650; Roscoe Postle Associates Inc., 932,345; Shibogama First Nations Council, 500,000; UMA Engineering Ltd., 159,824; Unitel, 329,677; Urquhart Dvorak Limited, 84,738; VIA Computer, 62,449; Xerox Canada Ltd., 84,384; Accounts under \$50,000—4,130,816.

• Less: Recoveries from Other Ministries/Agencies (\$4,102,488):

Finance, 2,681,564; Ontario Native Affairs Secretariat, 1,420,924.

Grants, Subsidies, etc. (\$115,978,996):

Archipelago, Township of, 236,073; Atikokan Economic Development Corporation, 235,217; Atikokan, Township of, 313,153; Attawapiskat First Nation, 2,180,072; BGLN Economic Development Corporation, 165,550; Beardmore, Township of, 206,645; Big Island First Nation, 350,000; Big Trout Lake First Nation, 737,800; Black River-Matheson, Township of, 190,056; Blind River, Town of, 279,491; CAMECO Corporation, 135,891; Caldwell, Township of, 172,222; Carling, Township of, 166,213; Carnarvon, Township of, 641,723; Cat Lake First Nation, 601,167; Centre Regional de Loisirs Culturel Inc., 554,524; Chapleau, Township of, 461,159; Christie, Township of, 159,611; Cobalt, Town of, 125,000; Cochrane, Town of, 1,828,645; Confederation College of Applied Arts and Technology, 123,436; Deer Lake First Nation, 127,040; Drayton Local Services Board, 266,267; Dryden, Town of, 779,799; Dubreuilville, Township of, 269,506; Dymond, Township of, 174,605; E.B. Eddy Forest Products Ltd., 438,369; Ear Falls Community Development Corporation, 200,259; Ear Falls, Township of, 331,951; East Ferris, Township of, 351,589; Ego Resources Limited, 150,000; Elliot Lake Centre, 891,000; Englehart and District Hospital Inc., 134,810; Englehart, Town of, 228,486; Espanola, Town of, 2,025,886; Foley, Township of, 139,527; Foleyet Local Services Board, 158,916; Forintek Canada Corp., 267,300; Fort Albany First Nation, 135,725; Fort Frances, Town of, 563,638; Fort Severn First Nation, 1,520,000; Geraldton Board of Education, 266,708; Geraldton, Town of, 820,637; Gogama Local Services Board, 180,414; Grassy Narrows First Nation, 1,030,147; Gull Bay First Nation, 297,790; Hagerman, Township of, 133,704; Haileybury Country Club, 143,848; Haileybury, Town of, 174,747; Hallebourg Local Services Board, 120,016; Himsworth North, Township of, 360,077; Himsworth South, Township of, 181,704; Hornepayne, Township of, 219,488; Humphrey, Township of, 293,048; Ignace, Township of, 238,159; Iroquois Falls Community Living, 293,341; Iroquois Falls, Town of, 137,877; Jaffray Melick, Town of, 486,670; Kapuskasing, Town of, 446,573; Kasabonika Lake First Nation, 579,104; Kashechewan First Nation, 502,500; Keewatin, Town of, 222,034; Kenora Golf and Country Club, 164,800; Kenora, Town of, 524,652; Kingfisher Lake First Nation, 466,467; Kirkland Lake, Town of, 1,607,500; Lac La Croix First Nation, 180,232; Lake of the Woods Community Development Inc., 175,625; Lake Superior Family Snow Goers Inc., 286,250; Lakehead University, 359,877; Lansdowne House First Nation, 132,000; L'Association Canadienne-Francaise de L'Ontario, 140,310; Little Current, Town of, 290,758; Longlac, Town of, 220,933; Machin, Township of, 203,940; Mamow Community Services Corporation, 2,749,300; Manitouwadge Economic Development Corporation, 365,000; Marathon, Town of, 202,328; Matawa First Nations Economic Development Corporation, 486,559; Mattagami First Nation, 129,575; Mattawa, Town of, 652,978; McDougall, Township of, 302,530; McGarry, Township of, 267,495; McKellar, Township of, 168,856; Minaki Local Services Board, 252,086; Ministries: Community and Social Services, 430,000; Environment and Energy, 240,689; Health, 3,436,700; Natural Resources, 3,209,195; Transportation, 2,894,613; Mizhinawae (Lake Superior) Economic Development Corporation, 124,747; Mocreebec Association, 124,110; Mushkegowuk Council, 222,885; Muskrat Dam First Nation, 937,020; Nairn, Township of, 250,716; Neegan-O-Chee Development Corp., 359,618; New Liskeard, Town of, 714,127; Nipigon, Township of, 173,079; Nord-Aski Non Profit Development Corporation, 142,872; North Bay, City of, 2,578,721; North Spirit Lake First Nation, 160,000; Northern Ontario Development Corporation, 524,990; Northern Ontario Heritage Fund, 30,000,000; Northscape Development Co-Operative Inc., 125,000; Northshore Golf Club Inc., 124,700; Nuinsco Resources Limited, 450,645; Onaping Falls, Town of, 447,667; Ontario Northland Transportation Commission, 17,860,932; Parry Sound, Town of, 505,715; Pasico Development Corporation, 271,115; Pikangikum First Nation, 2,229,479; Queenston Mining Inc., 141,021; Rainy River First Nation, 178,200; Rayside-Balfour, Town of, 357,581; Red Lake, Township of, 128,026; Red Rock, Township of, 414,348; River Gold Mines Ltd., 257,775; Royal Ontario Museum, 160,000; Sachigo Lake First Nation, 814,634; Sandy Lake First Nation, 385,846; Sault Ste. Marie, City of, 3,840,731; Science North, 348,499; Senator Stone Supply Ltd., 152,534; Shedden, Township of, 318,182; Shibogama First Nation, 172,900; Sioux Lookout, Town of, 1,752,418; Smooth Rock Falls, Town of, 179,009; Soo Arena Association, 533,469; South

MINISTRY OF NORTHERN DEVELOPMENT AND MINES — Continued

Porcupine Arena Association, 200,000; Springer, Township of, 271,194; Sturgeon Falls, Town of, 225,000; Sudbury, City of, 2,273,801; Sudbury Regional Municipality of, 3,465,375; Tehkumman, Township of, 150,500; Temagami/Latchford Economic Development Corp., 127,500; Terrace Bay Ski Club, 125,000; Terrace Bay, Township of, 293,903; Thunder Bay, City of, 2,205,283; Thunder Bay Historical Museum Society, 350,600; Thunder Bay Regional Cancer Centre, 209,736; Timmins, City of, 1,879,664; Valley East, Town of, 447,867; WMC International Ltd., 131,079; Walden, Town of, 226,372; Wapekeka First Nation, 135,200; West Nipissing Economic Development Corporation, 150,000; White River, Township of, 377,250; Wikwemikong Development Commission, 207,116; Windigo First Nations' Council, 264,400; Wunnumin Lake First Nation, 847,650; Accounts under \$120,000—22,185,426.

Less: Recoveries from Other Ministries/Agencies (\$35,922,386):

Economic Development and Trade, 21,149,696; Environment and Energy, 334,269; Ontario Native Affairs Secretariat, 14,034,011; Office Responsible for Women's Issues, 325,832; Accounts under \$120,000—78,578.

Other Transactions (\$854,400):

jobsOntario Economic Development Fund Repayable Grants:

Northern Ontario Development Corporation to administer Economic Development Funds repayable grants to: Future Energy Systems Ltd., 140,000; Three H. Manufacturing Limited, 220,000; WABI Iron and Steel Corporation, 394,000; Accounts under \$120,000—100,000.

Less: Recoveries from Other Ministries/Agencies (\$854,400):

Economic Development and Trade, 854,400.

Loans and Investments (\$400,000):

jobsOntario Economic Development Fund Loans:

Northern Ontario Development Corporation to administer Economic Development Funds loans to: Great Outdoors Canoe Adventures Inc., 400,000.

Less: Recoveries from Other Ministries/Agencies (\$400,000):

Economic Development and Trade, 400,000.

Total Other Payments 255,691,192

Statutory (\$38,203)

Ministers' Salary (\$28,934)

Hon. G. Pouliot October 21, 1994 to March 31, 1995 13,357

Hon. S. Martel April 1, 1994 to October 7, 1994 15,577

Parliamentary Assistant's Salary (\$9,269)

G. Bisson April 1, 1994 to March 31, 1995 9,269

MINISTRY OF NORTHERN DEVELOPMENT AND MINES — Concluded

Summary of Expenditure

Voted		
Salaries and Wages	26,794,850	
Employee Benefits	3,707,431	
Travelling Expenses	1,723,386	
Other Payments	255,691,192	
		287,916,859
Statutory		38,203
Total Expenditure, Ministry of Northern Development and Mines		<u>\$287,955,062</u>

OMBUDSMAN ONTARIO

Roberta Jamieson, Ombudsman

DETAILS OF EXPENDITURE

Voted

Salaries and Wages (\$5,481,765)

Temporary Help Services (\$41,505):
Accounts under \$50,000—41,505.

Employee Benefits (\$761,041)

Payments for: Canada Pension Plan, 99,202; Dental Plan, 65,011; Employer Health Tax, 109,013; Group Life Insurance, 15,692; Legislative Assembly Retirement Allowances, 11,684; Long Term Income Protection, 32,125; Public Service Pension Fund, 84,009; Supplementary Health and Hospital Plan, 57,690; Unemployment Insurance, 171,236.

Other Benefits: Maternity/Parental/Adoption Leave Allowances, 41,764; Severance Pay, 72,491.

Workers' Compensation Board, 1,124.

Travelling Expenses (\$226,341)

Roberta Jamieson, 17,267; L. Corbeil, 15,071; F. Crean, 10,240; I. Gelaude, 23,760; R. Thompson, 10,749; Accounts under \$10,000—149,254.

Other Payments (\$2,677,913)

Materials, Supplies, etc. (\$2,677,913):

Bell Canada, 165,549; Commcorp Financial Services, 172,373; James Ireland Designs, 50,250; Mathews, Dinsdale and Clark, 88,679; Solicitor General and Correctional Services, 68,624; System Builders Limited, 86,359; Victoria University, 993,712; Accounts under \$50,000—1,052,367.

Total Other Payments 2,677,913

Summary of Expenditure

Voted

Salaries and Wages	5,481,765
Employee Benefits	761,041
Travelling Expenses	226,341
Other Payments	2,677,913

Total Expenditure, Ombudsman Ontario	<u>\$9,147,060</u>
--	--------------------

OFFICE OF THE PREMIER

Hon. Bob Rae, Premier and President of the Council

DETAILS OF EXPENDITURE

Voted

Salaries and Wages (\$1,380,493)

Payments to Other Ministries/Agencies (\$13,439):
 Accounts under \$50,000—13,439.

Less: Recoveries from Other Ministries/Agencies (\$262,262):
 Management Board Secretariat, 212,190; Accounts under \$50,000—50,072.

Employee Benefits (\$122,055)

Employee Benefits: Accounts under \$50,000—110,168.

Other Benefits: Accounts under \$50,000—14,613.

Payments to Other Ministries/Agencies (\$43,243):
 Accounts under \$50,000—43,243.

Less: Recoveries from Other Ministries/Agencies (\$45,969):
 Accounts under \$50,000—45,969.

Travelling Expenses (\$39,779)

Hon. Bob Rae, 19,734; Zanana Akande, 155; Melody Morrison, 1,851; Accounts under \$10,000—18,039.

Other Payments (\$412,498)

Materials, Supplies, etc. (\$412,498):
 Dennis Young Consulting, 73,125; Accounts under \$50,000—221,616.

Payments to Other Ministries/Agencies (\$127,348):
 Management Board Secretariat, 77,026; Accounts under \$50,000—50,322.

Less: Recoveries from Other Ministries/Agencies (\$9,591):
 Accounts under \$50,000—9,591.

Total Other Payments 412,498

Statutory (\$46,614)

Premier's Salary (\$42,752)

Hon. Bob Rae April 1, 1994 to March 31, 1995 42,752

Parliamentary Assistant's Salary (\$3,862)

Zanana Akande April 1, 1994 to August 31, 1994 3,862

OFFICE OF THE PREMIER — Concluded

Summary of Expenditure

Voted		
Salaries and Wages	1,380,493	
Employee Benefits	122,055	
Travelling Expenses	39,779	
Other Payments	412,498	
		1,954,825
Statutory		46,614
Total Expenditure, Office of the Premier		<u>\$2,001,439</u>

OFFICE OF THE PROVINCIAL AUDITOR

Erik Peters, Provincial Auditor

DETAILS OF EXPENDITURE

Voted

Salaries and Wages (\$4,561,768)

Temporary Help Services (\$1,744):
 Accounts under \$50,000—1,744.

Less: Recoveries from Other Ministries/Agencies (\$49,126):
 Accounts under \$50,000—49,126.

Employee Benefits (\$718,485)

Payments for: Canada Pension Plan, 72,814; Employer Health Tax, 94,340; Public Service Pension Fund, 118,855; Unemployment Insurance, 134,931; Accounts under \$50,000—126,650.

Other Benefits: Maternity/Parental/Adoption Leave Allowances, 81,084; Severance Pay, 67,850; Accounts under \$50,000—28,888.

Less: Recoveries from Other Ministries/Agencies (\$6,927):
 Accounts under \$50,000—6,927.

Travelling Expenses (\$172,287)

Erik Peters, 2,099; Accounts under \$10,000—170,188.

Other Payments (\$1,552,394)

Materials, Supplies etc. (\$1,502,394):
 BDO Dunwoody Chartered Accountants, 144,550; CIBC Development Corporation, 803,910; Coopers and Lybrand Chartered Accountants, 72,467; KPMG Chartered Accountants, 53,465; Accounts under \$50,000—428,002.

Grants, Subsidies, etc. (\$50,000):
 Accounts under \$120,000—50,000.

Total Other Payments 1,552,394

Statutory (\$138,924)

The Audit Act 138,924

OFFICE OF THE PROVINCIAL AUDITOR — Concluded

Summary of Expenditure

Voted		
Salaries and Wages	4,561,768	
Employee Benefits	718,485	
Travelling Expenses	172,287	
Other Payments	1,552,394	
		7,004,934
Statutory		138,924
Total Expenditure, Office of the Provincial Auditor		<u>\$7,143,858</u>

MINISTRY OF THE SOLICITOR GENERAL AND CORRECTIONAL SERVICES

Hon. David Christopherson, Minister

DETAILS OF EXPENDITURE

Voted

Salaries and Wages (\$721,799,567)

Temporary Help Services (\$953,021):

Adia Canada Ltd., 71,992; Kelly Services Ltd., 164,476; MacDonald Brisson Personnel Services Ltd., 67,466; Manpower Hamilton, 118,265; The People Bank, 87,872; Accounts under \$50,000—442,950.

Employee Benefits (\$117,293,832)

Payments for: Canada Pension Plan, 12,430,401; Dental Plan, 7,503,671; Employer Health Tax, 14,007,091; Group Life Insurance, 1,350,774; Long Term Income Protection, 8,273,141; Ontario Teachers' Pension Fund, 172,782; Public Service Pension Fund, 6,724,168; Supplementary Health and Hospital Plan, 8,944,831; Unemployment Insurance, 23,786,657; Unfunded Liability—Public Service Pension Fund, 3,626,672.

Other Benefits: Attendance Gratuities, 5,123,828; Death Benefits, 304,240; Early Retirement Incentive, 5,153,938; Maternity/Parental/Adoption Leave Allowances, 3,207,707; Severance Pay, 7,830,898.

Workers' Compensation Board, 8,853,033.

Travelling Expenses (\$12,081,802)

Hon. David Christopherson, 8,116; G. Mammoliti, 5,612; M. Noble, 7,183; B.M. Angus, 10,905; W.I. Arbing, 23,864; G. Armstrong, 10,303; G. Arnold, 13,173; W.E. Baker, 23,383; R. Baks, 13,867; S.P. Barker, 21,611; H. Bartz, 10,907; J.R. Bean, 15,185; J. Beaton, 13,431; J.N. Bell, 27,000; W. Bell, 12,913; R.A. Bingley, 11,628; H. Birch, 10,258; C.D. Bishop, 12,315; D.H. Bolton, 12,220; B.T. Boothe, 15,076; N.E. Box, 11,848; J.M. Braney, 11,039; T.W. Brennen, 11,483; M. Campbell, 17,891; T. Cane, 19,370; J.A. Cassidy, 12,224; J.S. Cavanaugh, 30,210; W.G. Chapman, 14,159; F.P. Charlebois, 12,847; L. Chevrier, 11,819; V. Ching, 11,324; A. Clement, 11,260; J. Cooper, 14,569; G.R. Cousens, 11,033; J.P. Crozier, 24,703; W.H. Currie, 16,297; R.J. Debellefeuille, 15,180; N. Deen, 16,673; R. Demers, 11,518; P.E. Desjardins, 15,745; D.G. Douglass, 13,132; A.L. Dupuis, 12,241; G.S. Edwards, 13,759; P.L. Edwards, 12,133; J.L. Ellard, 10,435; L.C. Elliott, 10,657; D. Ferguson, 10,113; R.J. Findlay, 17,016; R.J. Fitches, 10,537; P.J. Fleury, 25,066; W.C. Frechette, 10,128; J.R. Gauthier, 19,333; G. Gavrel, 13,618; F.L. Goldschmidt, 11,310; R. Goodall, 11,025; J.R. Gralewicz, 12,192; E.D. Gravelle, 13,886; W.D. Gray, 17,836; M. Griffiths, 16,377; R. Guillemette, 16,250; T.L. Hall, 17,132; S.J. Halliwell, 11,911; F.C. Hamelink, 17,832; R.T. Hancey, 10,383; B.M. Harris, 10,589; H.R. Hawkins, 12,449; N.G. Hobson, 10,421; M.W. Hodgson, 11,512; K. Hogg, 11,928; L.R. Honsberger, 14,219; G.R. Hoy, 10,517; G.D. Irving, 16,928; G.R. Jamison, 12,675; K. Jensen, 22,890; B. Johnston, 13,331; G.C. Jollymore, 10,153; M. Jordan, 20,504; K. Kakegamic, 11,002; J. Knowles, 12,370; J. Kopinak, 11,602; D. Koroscil, 12,259; R.J. Kotwa, 10,402; B.C. Kruger, 22,965; J.J. Lake, 19,620; U.M. Lesage, 11,042; C.D. Lewis, 25,571; S.J. Loshaw, 17,452; J.D. Luetchford, 12,321; B.K. MacKinnon, 11,036; J.C. MacLeod, 13,239; D.J. MacNeil, 13,633; W. Malesh, 10,013; S. Mannering, 12,892; J. May, 18,611; F.M. McKeague, 13,987; B.C. McKenzie, 13,610; N.T. McKerrell, 12,614; B. MacKinnon, 13,014; G. Mills, 21,384; D.C. Millson, 10,403; S. Minassian, 10,546; M.P. Mitchell, 12,622; P. Mooney, 22,813; D.A. Moore, 16,045; P.G. Moore, 10,069; J.A. Motonok, 12,018; D.O. Munn, 12,775; B.L. Murphy, 13,673; S.M. Naylor, 11,909; D.E. Newman, 10,186; J.T. O'Brien, 15,696; T.B. O'Grady, 10,111; D.J. Olinyk, 15,639; M.C. O'Neal, 12,588; D.M. Page, 20,108; J. Palmer, 11,291; G.S. Parmenter, 15,333; S.D. Patrick, 10,657; M. Payette, 14,841; A. Pelletier, 12,757; S.J. Perrow, 12,246; W.E. Peters, 10,112; G. Pickering, 22,822; A.B. Pistol Kors, 11,076; R. Poirier, 11,093; K.H. Potter, 15,354; J.R. Potts, 12,359; K. Proch, 12,524; P.A. Radley, 16,920; R.A. Rinaldo, 10,819; G.M. Robert, 13,457; A.J. Roberts, 24,863; U.R. Sauve, 13,732; D.J. Scherban, 10,247; B.J. Scott, 21,071; D.G. Scott, 16,129; M. Scott, 10,275;

MINISTRY OF THE SOLICITOR GENERAL AND CORRECTIONAL SERVICES — Continued

G. Semple, 19,358; P.J. Shrive, 15,776; K.C. Smith, 11,948; M.A. Spry, 10,201; D.E. Steinke, 12,682; A.G. Stewart, 12,643; K.M. Stoddart, 10,850; B. Sullivan, 10,280; G.B. Sunstrum, 11,887; D.R. Swearngen, 14,222; R. Thibaudeau, 17,047; D.J. Thompson, 10,021; W.A. Tomasik, 10,512; J.G. Tremblay, 15,889; S.K. Underhill, 11,000; M.T. Van Buskirk, 10,513; D. Wadel, 11,708; J.R. Welsch, 14,855; J.V. Whibbs, 11,453; R. Woods, 12,107; J.S. Wormith, 13,007; K.A. Wright, 12,089; J.R. Wyber, 11,323; Accounts under \$10,000—9,850,053.

Other Payments (\$271,380,570)

Materials, Supplies, etc. (\$198,580,554):

Aboriginal Legal Services of Toronto, 100,373; Accord Communications Inc., 87,985; Acumen Information Systems, 54,600; Adapt-Halton Alcoholism and Drug Program, 50,430; Aequitas Inc., 70,913; Airtel Division of Glentel Inc., 98,725; Alcoa Brite Products Inc., 50,997; Allseating Corp., 108,158; Alpha Hair Care Products Inc., 81,039; Alumni-Bunk Corp., 78,300; Amtelcom Inc., 71,603; Anchor Textiles Ltd., 96,670; Applied Biosystems Canada Inc., 357,857; Armor Personnel, 327,538; Arrowhead Motors, 121,802; Associates in Psychiatry, 52,184; Atlas Van Lines (Canada) Ltd., 90,274; Ault Foods Ltd., 489,096; Aurora Technologies, 54,000; Azimuth Three Communications Inc., 65,634;

Baker Textiles Inc., 115,673; Baxter Corp., 60,511; Bayshore Leasing Corp., 50,889; Bearitt Inc., 57,420; Beaver Foods Ltd., 304,213; The Becker Milk Co. Ltd., 96,060; Beech Brothers Ltd., 56,459; Bell Canada, 5,096,609; Belmont Meat Products Ltd., 729,641; Bench Craft Leather Inc., 104,921; Benjamin Film Laboratories Ltd., 143,236; Dr. R.C. Bennett, 94,804; Bombardier Inc., 220,643; Bourbon Coffee Co., 103,139; Bourkes Drug Stores Ltd., 90,536; Brama Manufacturing Inc., 149,644; Brampton Hydro, 280,099; Brant Dairy Co. Ltd., 228,066; Brantford Police Service, 75,944; Brantford Township Hydro Electric Commission, 140,922; Brisson Business Products Inc., 55,884; Brown Book Co. (BBC) Ltd., 58,251; Bruce Edmeades Sales Ltd., 113,067; Burgess Wholesale 1978 Ltd., 363,150; Burns International Security Services, 71,851; Burns Meats, 83,786; Business Depot Ltd., 57,002; Dr. Maurice R. Butchey, 75,111;

CCH Canadian Ltd., 98,010; C-I-L/Evan Inc., 108,179; CP Express and Transport, 68,183; Cad Resource Centre, 68,912; Cambridge and North Dumfries Hydro Electric Commission, 56,142; The Cambridge Towel Corp., 119,923; Canada Law Book Inc., 75,639; Canada Newswire Ltd., 50,028; Canada Post Corp., 564,705; Canadian Association of Fire Chiefs Inc., 52,168; Canadian Body Armour Ltd., 644,774; Canadian Corps of Commissioners, 215,328; Canadian Offset and Screen Inc., 72,132; Canadian Public Technologies, 1,182, 596; Canadian Tire Acceptance Ltd., 295,500; Canebsco Subscription Services, 81,356; Cantech Lighting Services Inc., 62,391; Cantel Data, 529,524; Cantel Inc., 299,588; Cantel Paging, 89,589; Carswell, 71,662; Centra Gas, 481,770; Charles Ray Enterprises, 120,014; Chemise Empire Ltd., 246,262; Dr. T.C. Chen, 57,061; Dr. D.M. Child, 64,585; Chrysler Canada Ltd., 365,419; Chrysler Credit Canada Ltd., 56,964; Dr. H.R. Cieslar, 53,979; Cincom Systems of Canada, 73,792; The Client Server Factory, 140,338; Cobourg P.U.C., 99,165; J A Tory Colvin, 52,364; Commcorp Financial Services Inc., 59,536; Community Liaison Services, 69,566; Compton, Shewchuk, Ormiston, Richardt and MacDonell, 51,840; Compugen Systems Ltd., 199,608; Computer Action Inc., 137,435; Compware Corp., 61,141; Comshare Ltd., 79,130; Concerns Canada Divisions Alcohol and Drug, 147,953; Concord Hardware, 68,024; Consumers Gas, 687,440; Corporate Foods Ltd., 162,064; Corporate Health Consultants Ltd., 54,000; Dr. Robert Coulthard, 101,128; Country Foods Canada Inc., 271,926; Crown Cork and Seal Canada Inc., 153,487; Custom Bullets and Ammunition, 70,589;

D and R Electronics Co. Ltd., 297,552; Dad Language Services Linguist, 52,800; Dr. H.R.M. Daignault, 60,288; Dale Intermediaries Ltd., 1,451,343; Datalist, 57,179; Dave's Wholesale and Jobbers Ltd., 305,771; Dr. M.N. Daya, 85,447; Deenside Ltd., 63,168; Dr. F. Demanuelle, 64,153; Derry Foods Ltd., 65,954; Dr. J. Dickson, 72,273; Digital Mobile Systems Inc., 64,325; Disley's Distributors, 120,361; Dixie Plymouth Chrysler Ltd., 73,435; Doane Raymond, 198,795; Dr. M.J. Walsh and Associates, 80,304; Dolnet Computer Communications, 117,950; Dom Amodeo Produce Inc., 152,475; Don Howson Chevrolet Geo, 114,776; Dr. J. Doucet, 66,261; Draeger Canada, 141,034; Dr. P.A. Dubelsten, 150,782; Dun and Bradstreet Software, 71,960; Durham Regional Police Force, 55,664; Dyplex Communications, 304,246;

MINISTRY OF THE SOLICITOR GENERAL AND CORRECTIONAL SERVICES — Continued

- Ecolab Ltd., 550,193; Edcom Multimedia Products, 62,799; Electrical Utilities Safety, 95,875; Electrosonic Inc., 81,735; Elizabeth Fry Society, 124,611; Elliot Lake, Corp. of the City of, 64,115; Employment Opportunity Service, 85,307; Dr. Mikhail Epelbaum, 50,220; Eric Craig Custom Operator, 72,949; Erie Meat Products Ltd., 52,070; Etobicoke Hydro, 656,068;
- Fasken, Campbell, Godfrey Barristers and Solicitors, 73,499; Federated Co-Operatives Ltd., 86,846; Dr. J.T. Feltis, 65,686; Firearms Safety Education, 110,972; Firequip North Inc., 52,338; Dr. Robin Fishburn, 89,109; Fisons Instruments Inc., 110,976; Dr. K. Flynn, 54,116; Flynn McNeill Raheb and Associates Ltd., 146,546; Ford Motor Company of Canada Ltd., 6,959,682; Foss National Leasing, 197,894; Freda's Originals Inc., 119,441; Freeway Ford Sales Ltd., 128,769; Fujitsu Systems Business of Canada, 104,591; Futurecom Systems Group Inc., 447,152;
- G.B. Catering Ltd., 308,031; GE Capital Fleet Services, 462,508; GFS Canada Inc., 870,999; G.K. Chemical Specialties Co. Ltd., 142,155; G.M. Food Service Ltd., 136,971; Gainers Inc., 243,493; Dr. Paul D. Gatfield, 92,934; General Motors of Canada Ltd., 9,198,031; Georgian College of Applied Arts and Technology, 55,751; Dr. J.D. Giddens, 59,827; Dr. Trevor A. Gillmore, 119,960; Dr. Graham Glancy, 94,566; Global Upholstery Co. Inc., 54,324; Gloucester Police Service, 225,697; Golden Bay Sportswear Ltd., 254,185; Golden Triangle Co-Op Inc., 52,723; Dr. S. Goldfarb, 102,713; Goodyear Canada Inc., 113,120; Gordon Contract Sales, 548,624; Grand National Apparel Inc., 227,349; Grand and Toy Office Products, 424,544; Greyhound Lines of Canada Ltd., 102,228; Guelph Hydro, 509,385; Gullwing Petroleums, 68,029;
- Halton, Regional Municipality of, 189,202; Hamilton Baking Co. (1988) Ltd., 346,180; Hamilton Civic Hospital, 206,922; Hamilton Hydro Electric System, 295,842; Hamilton-Wentworth Protection Services, 62,276; Hamilton-Wentworth, Regional Municipality of, 186,938; The Hay Group, 655,107; Hayes Printing Services, 75,856; Hendler's Enterprises Inc., 64,742; Henry's, 238,686; Hewitt's Dairy Ltd., 98,458; Hewlett Packard, 193,007; Holland Chevrolet Oldsmobile Inc., 246,421; Holly Park Meat Packers Inc., 94,082; Honey Fruit, 76,079; Honeywell Ltd., 112,568; Dr. Stanley W. Hrab, 102,676; Husky Oil Marketing Co., 239,347;
- IBM Canada Ltd., 355,029; Imperial Oil, 1,956,276; Imperial Tobacco Products Ltd., 77,141; Indian Friendship Centre, 151,267; Industrial Textiles Ltd., 171,053; Ininew Friendship Centre, 118,096; Insta-Data Services Ltd., 97,796; The Institute for Computer Studies, 213,476; Intelektra Inc., 51,981; Inter-City Papers Ltd., 260,777;
- J and D Flanagan Sales and Distribution, 178,727; JA Media Services, 51,633; Jako Fish Inc., 86,693; Jim Wilson Chevrolet Oldsmobile, 102,943; John Howard Society of Ottawa, 222,970; John K. Manley, 66,002; Dr. B. Johnston, 88,937; Dr. William Johnston, 71,820; Dr. A.E. Jones, 68,442; Dr. Victor P. Juskey, 91,337;
- KPMG Peat Marwick Thorne, 102,552; Dr. S. Keating, 68,245; Richard Kedzior, 56,047; Kenora, Corp. of the Town of, 126,305; Dr. Rosemary Keogh, 51,057; Kingston, Corp. of the City of, 62,730; Kinwood Audio Visual Inc., 77,110; Klaus Jacoby, 177,268; Knoll North America Corp., 69,014; Kodak Canada Inc., 153,279; Konica Business Machines, 121,503;
- Laidlaw Waste Systems Ltd., 62,782; Lancaster Datamark Inc., 119,540; Lantic Sugar Ltd., 62,472; Lapp-Hancock Associates Ltd., 131,781; Dr. Henry Leung, 55,026; Lilo Products, 254,199; Lindsay Cycle, 122,450; Linktek Corp., 107,973; Lloyd Libke Police Sales, 975,201; London Chief of Police, 50,178; London P.U.C., 285,786; Longo Food Service Equipment Inc., 135,727;
- M.D. Charlton Co. Ltd., 107,587; MFP Technology Services Ltd., 4,638,347; MSA Canada Inc., 156,411; MacDonald's Propane, 124,938; MacEwen Petroleum Inc., 89,254; MacKinnon and Bowes Ltd., 89,396; Dr. G.A. Mann, 72,890; Maple Lodge Farms Ltd., 91,955; Marathon, Town of, 60,325; Margaret Dress Baldwin Ltd., 69,244; Dr. D. McAuliffe, 114,097; McMaster University, 142,749; McWilliams Moving and Storage, 62,479; The Meat Factory Ltd., 85,551; Mechtron Energy Ltd., 787,848; Metro Sportswear Ltd., 97,071; Metro Textile Inc., 173,613; Metropol Security, 183,036; Michael Tang Computer Consulting Inc., 114,240; Michelin Tires (Canada) Ltd., 814,049; Mills

MINISTRY OF THE SOLICITOR GENERAL AND CORRECTIONAL SERVICES — Continued

Office Suppliers Inc., 69,593; Milton Hydro Electric Commission, 477,564; Dr. M.E. Milton, 66,361; Ministries: Attorney General, 1,224,662; Consumer and Commercial Relations, 58,679; Health, 885,898; Management Board Secretariat, 21,335,133; Natural Resources, 785,559; Transportation, 374,051; Mister Chemical Ltd., 62,995; Mister Transmission, 176,337; Mitsubishi Canada Ltd., 71,900; Mobility Canada, 265,062; Money's Worth Publications Inc., 54,767; Morex Data Systems, 60,641; Motorola Canada Ltd., 2,880,114; Mr. Gas Ltd., 75,725; Dr. W. Mueller, 54,552; Muir Cap and Regalia Ltd., 61,282; Murray Salomon Drugs Ltd., 174,903;

Dr. M.B. Naiberg, 104,158; Ne Chee Friendship Centre, 113,467; Dr. David W. Neale, 103,123; Nepean, Corp. of the Town of, 79,311; Nestle Foodservice, 202,643; Newcourt Credit Corp., 194,050; Niagara, Regional Municipality of, 58,243; Nipissing Food Services, 163,108; Norstan Canada Inc., 846,772; North American Strong Box Corp., 58,981; North York Chev Olds Ltd., 225,094; Northern Telephone Ltd., 171,389;

OLCO Petroleum Group Inc., 156,352; Olivetti Canada Ltd., 108,112; Ontario Family Guidance Centre, 73,095; Ontario Glove Manufacturing Co., 70,454; Ontario Hydro, 1,445,805; Ottawa, City of, 124,990; Ottawa Police Force, 88,705; Outboard Marine, 111,613;

P and F Meat Products, 251,479; PRC Public Sector Inc., 51,286; Dr. Daniel Paitich, 62,708; Dr. P.D. Pan, 61,646; Pantelecom Consortium, 1,098,259; Parry Automotive Ltd., 83,441; Paterson Pontiac Buick, 141,517; Paul Yorke Institutional Retail Services, 600,949; Pedesco (Canada) Ltd., 143,503; Peel, Regional Municipality of, 278,366; Perfect Printing Co. Ltd., 53,454; Perkin-Elmer (Canada) Ltd., 73,971; Peterborough, City of, 110,498; Petro Canada Inc., 1,698,383; Pioneer Petroleums, 168,360; Pitney Bowes, 253,769; Polytarp Products, 105,693; Popkin Software and Systems Inc., 59,189; Postage By Phone Tele-Recharge, 307,884; Price Waterhouse, 85,304; Dr. D.A. Prince, 65,758; Pro Safety Accessories Inc., 101,894; Dr. G.G. Prowse, 93,848; Purolator Courier Ltd., 625,239;

R and A Doran Ltd., 90,074; R. Nicholls Distributors Inc., 619,800; RJR-MacDonald Inc., 261,245; Randy Dowling Produce Co. Ltd., 81,498; Readyfoods Ltd., 109,038; Receiver General for Canada, 610,250; Redpath Sugars, 67,046; Reed Stenhouse Ltd., 1,033,873; Reynolds Aluminum Company of Canada, 996,656; Rooney and Mervyn, 53,946; Royal Coffee and Tea Company Ltd., 120,378; Royal Ottawa Hospital, 104,319;

SBS Engineering Inc., 1,219,140; SHL Technical Services, 133,370; SN Diesel, 128,909; St. John Ambulance, 77,678; St. Leonard's Society, 165,365; Salvation Army, 141,734; Sault Ste. Marie P.U.C., 156,761; Savin Canada Inc., 336,126; Scarborough P.U.C., 310,434; Dr. Duncan Scott, 50,799; Dr. R. Seaver, 59,238; Dr. H. Sepp, 67,582; Serca Foodservice Inc., 2,422,217; Dr. Abe Shedletzky, 70,874; Shell Canada Products Ltd., 2,133,979; Shuriken Distributors Inc., 52,072; Sigarms Inc., 1,805,946; Dr. David G. Sim, 69,794; Simcoe Hydro Electric Commission, 90,125; Springs Canada Inc., 143,278; Stan Cohn Produce Distributors, 90,214; Standard Aero Ltd., 62,129; Standard Auto Glass Ltd., 172,028; Starfield Safetywear Mfg. Co., 380,337; Steen's Dairy Ltd., 112,298; Stewarts Pharmacy, 72,702; Strano Food Service, 65,235; Streetlink, 109,971; Stroli's Strictly Kosher Foods, 141,697; Strongbar Industries Inc., 60,072; Sudbury Hydro, 87,426; Summit Food Distributors Inc., 107,600; Sunoco Inc., 432,816; Sunspun Food Service, 64,767; Swish Maintenance Ltd., 289,281;

Tandem Computers Canada Ltd., 1,109,273; Tannis Trading Inc., 56,390; Dr. J.R. Taylor, 60,824; Technical Assistance, 58,011; Dr. P.B. Tepperman, 52,321; Thomas Electronic Security Ltd., 72,990; Thor Motors Orillia (1978) Ltd., 56,640; Thorold Hydro Electric Commission, 121,990; Thunder Bay, City of, 68,951; Thunder Bay Hydro, 148,627; City of Thunder Bay Police Force, 208,487; Timmins, City of, 119,103; Timmins and District Hospital, 70,351; Tom Smith Chevrolet Oldsmobile, 60,145; Dr. V.E. Tooming, 90,050; Toronto Central Services, 80,771; Toronto, City of, 99,895; Toronto Hydro, 234,450; Toshiba of Canada Ltd., 789,960; Trafalgar Medical Clinic, 105,182; Treck/Hall Photographics, 167,088; Trenton Police Service, 78,660; Tribar Industries Inc., 97,578; Tricell Sales and Marketing Ltd., 80,519; Trillium Footwear Co. Ltd., 818,104; Trylon Manufacturing Co. Ltd., 67,251;

U.D.S. Leasing Inc., 78,468; UPI Central Office, 151,765; Ultramar Canada Inc., 207,956; Ultramedix, 57,443; The Uniform Group Inc., 530,757; Union Gas Ltd., 1,098,833; Unirisc, 90,085; Unisource Canada Inc., 285,796; United

MINISTRY OF THE SOLICITOR GENERAL AND CORRECTIONAL SERVICES — Continued

Van Lines (Canada) Ltd., 187,354; Unitel, 120,159;

VWR Scientific, 85,656; Dr. G.B. Vanallen, 51,846; Varian Canada Inc., 86,612; Vistek Ltd., 182,558;

Waysagless Mattress Co. Inc., 552,055; Westburne Ruddy Ontario, 117,771; Weston Bakeries Ltd., 238,594; Whitby Hydro Electric Commission, 52,850; William Holdsworth, 303,583; Wills Transfer Ltd., 158,101; Windsor, the City of, 119,196; Windsor Police Service, 80,389; Windsor P.U.C., 58,989; Woodstock, Corp. of the City of, 69,371; Workers Health and Safety Centre, 96,074;

Xerox Canada Ltd, 516,463;

3M Canada Inc., 1,879,209; Accounts under \$50,000—70,956,771.

Less: Recoveries from Other Ministries/Activities (\$10,580,229):

Community and Social Services, 90,958; Health, 133,137; Management Board Secretariat, 441,181; Natural Resources, 248,251; Ontario Provincial Police, 5,694,000; Transportation, 3,891,326; Accounts under \$50,000—81,376.

Grants, Subsidies, etc. (\$72,800,016):

Grants to Persons (\$46,095):

Accounts under \$120,000—46,095.

Grants to Institutions (\$72,115,721):

Aequitas Inc., 489,558; Algoma Women's Sexual Assault, 210,047; Anishinabek Police Service, 292,426; Barrie and District Rape Crisis Line, 284,478; Carsa-Niagara Region Sexual Assault Centre, 413,403; Centre De Sante et Service, 127,892; Chatham/Kent Sexual Assault Centre, 342,576; Community Corrections of London, 1,087,554; Community Homes Ltd.—Eaglerock, 571,925; Community Resource Services-Halton, 637,562; Correctional Alternatives Kent, 136,720; Crime Prevention Ontario, 120,000; Dawn Patrol Group Home—Newcombe House, 1,232,030; Dellcrest Children's Centre, 1,477,252; Drop-In Centre Kingston Inc., 444,140; Durhamcrest Community Resource, 551,513; Durhamdale Incorporated, 658,548; Elizabeth Fry Society, 2,584,140; Family and Credit Counselling Service, 198,375; Family Services Association of Metro, 128,438; Fort Albany First Nation, 366,000; La Fraternité, 391,619; Galbraith Bail Residence, 436,721; Gifford Contract Homes Ltd., 1,386,230; Golden Opportunities Youth Residence, 1,359,901; Guelph/Wellington Women in Crisis, 313,571; Halton Rape Crisis Centre, 353,823; Hamilton-Wentworth, Regional Municipality of, 135,305; Henwood Homes, 482,512; The Hospital for Sick Children Foundation, 200,000; Ivik Youth Services Ontario Ltd., 568,137; John Howard Society of Ottawa, 1,444,239; Kairos Community Resource Centre, 686,993; Kenora Sexual Assault Centre, 218,283; Kingston Drop-In Centre, 478,502; Kitchener-Waterloo Sexual Assault Support Centre, 350,776; Leeds and Grenville Youth Custody Services, 408,471; MacMillan House, 501,576; Madeira House, 933,929; Maison Decision House, 370,208; Maison P C Bergeron House, 442,968; Mee-Quam Youth Residence, 643,870; Metropolitan Toronto, Municipality of, 124,319; Metropolitan Toronto Police, 315,887; Metropolitan Toronto Victim Services, 300,000; Mohawk Council of Akwesasne, 642,362; Morton Youth Services, 587,543; Muskoka/Parry Sound Coordinate, 213,184; New Beginnings (Essex Co.), 1,282,723; Nickel Centre Residence for Girls, 301,345; Nipissing District Youth Employment, 710,754; Nishnawbe-Aski Nation, 1,074,074; Northern Youth Centre, 714,267; Onesimus Community Resource Centre, 467,179; Ontario Association of Chiefs, 263,250; Ontario Family Guidance Centre, 383,721; Ontario First Nations Police Commission, 168,000; Ontario Humane Society, 125,000; Operation Springboard, 4,188,207; Oshawa-Durham Rape Crisis Centre, 352,866; Ottawa Carleton Community Service Order Program, 229,508; Ottawa General Hospital, 170,000; Ottawa Rape Crisis Centre, 367,867; Peel Regional Police Service, 259,456; Phoenix for Young Offenders Inc., 507,931; Pine Hill Youth Residence, 674,311; Portage Ontario, 2,095,986; Raoul Wallenberg Centres, 571,504; Rape Crisis Centre Timmins, 315,420; Ray of Hope Inc., 761,532; Reaching Out Inc., 195,379; Red Lake Indian Friendship Centre, 572,080; Renfrew County Sexual Assault Centre, 198,470; Réseau Des Femmes Du Sud De L'Ontario,

MINISTRY OF THE SOLICITOR GENERAL AND CORRECTIONAL SERVICES — Continued

194,324; Revelations Group Homes Inc., 426,665; Robinson House Inc., 405,804; Roebuck Home, 544,383; St. Leonard's Home-Trenton Inc., 472,283; St. Leonard's Society, 1,893,441; St. Philip's Community Resource Centre, 167,935; St. Vincent de Paul Home, 470,176; Salvation Army, 8,223,421; Sexual Assault Centre of Brant, 243,835; Sexual Assault Centre of Grey and Bruce, 238,640; Sexual Assault Centre Hamilton, 320,627; Sexual Assault Centre London, 357,734; Sexual Assault Crisis Centre (Kingston) Inc., 398,594; Sexual Assault Crisis Centre Waterloo, 390,218; Sexual Assault/Rape Crisis Centre of Peel, 275,263; Sexual Assault Support Centre Ottawa, 725,740; Sexual Assault Survivors Centre, 254,778; Sexual Violence Support and Information, 245,290; Six Nations Policing, 245,158; Stonehenge Therapeutic Community, 400,511; Street Haven at the Crossroads, 124,909; Sudbury Sexual Assault Crisis Centre, 484,182; Sudbury Youth Residential Centre, 350,134; T.A. Patterson and Associates, 493,589; Thunder Bay Physicians and Sexual Assault, 293,224; Toronto Bail Program, 1,027,058; Toronto Rape Crisis Centre, 443,553; W.J. Stelmaschuk and Associates Ltd., 914,881; Wayside, 476,983; William Proudfoot House, 444,780; Women's Sexual Assault Helpline and Outreach Services, 285,603; Y.M.C.A./Community Service Order Program, 232,115; Youth in Conflict with the Law, 149,369; Accounts under \$120,000—5,904,185.

Grants to Compensate for Municipal Taxation (\$703,200):
Accounts under \$120,000—703,200.

Less: Recoveries from Other Ministries (\$65,000):
Accounts under \$120,000—65,000.

Total Other Payments 271,380,570

Statutory (\$9,737,216)

Minister's Salary (\$30,003)

Hon. David Christopherson April 1, 1994 to March 31, 1995 30,003

Parliamentary Assistants' Salary (\$18,538)

George Mammoliti April 1, 1994 to March 31, 1995 9,269
Gord Mills April 1, 1994 to March 31, 1995 9,269

The Ministry of Treasury and Economics Act (\$9,550,067)

Sundry Payments 9,550,067

Hearings under the Police Services Act (\$66,905)

Sundry Payments 66,905

Payments under the Police Services Act (\$71,703)

Sundry Payments 71,703

MINISTRY OF THE SOLICITOR GENERAL AND CORRECTIONAL SERVICES — Concluded

Summary of Expenditure

Voted		
Salaries and Wages	721,799,567	
Employee Benefits	117,293,832	
Travelling Expenses	12,081,802	
Other Payments	271,380,570	
		1,122,555,771
Statutory		9,737,216
Total Expenditure, Ministry of the Solicitor General and Correctional Services		<u>\$1,132,292,987</u>

MINISTRY OF TRANSPORTATION

Hon. Mike Farnan, Minister

Hon. Gilles Pouliot, Minister

DETAILS OF EXPENDITURE

Voted

Salaries and Wages (\$316,422,120)

Temporary Help Services (\$2,251,610):

Kelly Temporary Services Ltd., 278,844; Management Board Secretariat, 606,994; Manpower Services (Ontario) Ltd., 203,508; Olstén Services, 209,892; PD Bureau England, 51,889; People Bank, The, 229,531; Pinstripe Personnel Inc., 273,343; Todays Temporary, 117,302; Accounts under \$50,000—280,307.

Less: Recoveries from Other Ministries/Agencies (\$45,712,440):

Ontario Transportation Capital Corporation, 40,963,287; Natural Resources, 138,823; Northern Development and Mines, 247,268; Solicitor General and Correctional Services, 52,152; Accounts under \$50,000—4,310,910.

Employee Benefits (\$57,296,580)

Payments for: Canada Pension Plan, 7,063,080; Dental Plan, 3,976,213; Employer Health Tax, 6,906,832; Group Life Insurance, 619,809; Long Term Income Protection, 4,126,066; Public Service Pension Fund, 132,588; Supplementary Health and Hospital Plan, 4,348,471; Unemployment Insurance, 12,413,651; Unfunded Liability—Public Service Pension Fund, 4,814,518.

Other Benefits: Attendance Gratuities, 2,327,941; Death Benefits, 38,908; Early Retirement Incentive, 7,271,707; Maternity/Parental/Adoption Leave Allowances, 973,563; Severance Pay, 5,076,601; Miscellaneous Benefits, 53,349.

Workers' Compensation Board, 4,371,945.

Less: Recoveries from Other Ministries/Agencies (\$7,218,662):

Ontario Transportation Capital Corporation, 7,156,094; Accounts under \$50,000—62,568.

Travelling Expenses (\$13,843,329)

Hon. M. Farnan, 1,238; Hon. G. Pouliot, 14,484; G.D. Dadamo, 3,142; G. Davies, 24,912;

F.M. Adams, 10,225; J. Adams, 10,525; E.J. Armstrong, 10,819;

K.R. Bannerman, 11,902; D.F. Barnes, 12,849; D.E. Barr, 13,997; W.J. Bastien, 12,029; D.S. Beange, 10,894; E.A. Bernardi, 10,920; W.A. Bhatti, 12,312; J.R. Billing, 10,924; R.N. Black, 10,838; F.R. Blake, 10,004; D.G. Blancher, 10,294; W.J. Blommaert, 11,094; M.J. Boertien, 10,573; T.J. Bonaparte, 26,702; M.L. Bonner, 10,080; M.P. Brady, 14,590; C.A. Brown, 25,387; R.M. Buck, 11,414; C.A. Budgell, 10,154; R.G. Burley, 11,136;

A.R. Campbell, 12,191; G.M. Campbell, 10,090; B.W. Cane, 16,888; L.M. Carbonneau, 16,942; N.B. Carruthers, 15,695; W.G. Cassidy, 16,542; A.K. Chenier, 12,351; R. Chiarelli, 13,595; D.W. Clark, 10,617; R.Y. Clement, 10,692; L.M. Cook, 11,229; W.R. Cooke, 11,413; R.W. Coulson, 13,253; P.T. Courtney, 20,207; R. Covello, 11,419;

B.R. Davidson, 13,127; K.R. Davidson, 13,233; A. Del Rosario, 13,066; A. Dequanne, 11,921; M.H. Desjardins, 16,361; K.T. Devooght, 26,395; R.L. Dudtschak, 15,935;

MINISTRY OF TRANSPORTATION — Continued

- R.J. Edwards, 22,311; W.R. Emlyn, 11,727; E. Erickson, 13,850;
- F.W. Faykes, 12,795; T.A. Ferguson, 16,474; J.C. Fish, 12,601; D.P. Flegel, 18,765; P.A. Foster, 14,779; J.E. Freeman, 10,794; J.M. Freeman, 18,415; R.M. Fulton, 12,496;
- W.J. Garrett, 10,032; J. Gatto, 10,592; D.J. Gillis, 12,991; J.R. Girard, 10,987; G.M. Godin, 10,456; L.M. Graham, 10,115; M.P. Greenwood, 14,160; K. Groskopf, 14,191; D.W. Guscott, 10,437;
- R.E. Hammond, 10,760; J.M. Hamood, 13,087; P.L. Hampel, 11,698; P.N. Harasemchuk, 20,114; G. Heti, 11,567; D. Hill, 11,912; R.C. Hill, 10,872; C.M. Hilsden, 10,982;
- L. Jackson, 28,409; J.M. Jamieson, 14,666; R.R. Jelly, 11,352; T.M. Julian, 10,066;
- R.J. Keech, 15,515; E.W. Keen, 14,186; G.W. Kerhanovich, 13,898; M. Kerr, 15,238; T.C. Kim, 13,007; R.B. King, 10,818; W. Kmet, 14,313; B.G. Knight, 13,372; W.R. Knowlton, 12,334; R.J. Krisciunas, 10,241;
- D.D. Lambe, 15,786; L. Lambert, 30,799; R. Lauricella, 11,224; D. Levanto, 22,109; D.C. Levere, 10,463; G. Low, 20,251; K.B. Ludlow, 16,270; K.R. Lyle, 11,851;
- A.W. MacDonald, 17,389; D.A. MacDonald, 14,650; T.R. MacMichael, 16,339; S. Maki, 28,067; D.G. Manning, 22,427; N.H. Mathon, 17,147; R.L. Matte, 11,486; S.B. McCallum, 10,561; J.C. McCammon, 10,156; D. McColl, 12,665; P.S. McIsaac, 12,980; M.H. McKay, 18,115; M.B. McKenna, 19,254; M.M. McKinlay, 11,219; W.W. Mersereau, 21,290; M. Michon, 11,293; K.W. Millar, 12,795; P.J. Mills, 17,328; T.H. Mills, 10,813; D.J. Miln, 15,447; E.S. Moon, 10,178; C.R. Moore, 11,438; G.J. Munroe, 18,452; G.J. Munz, 10,776; M.M. Muscat, 13,954;
- G. Noble, 10,480; G.E. Norman, 19,871;
- R.B. Oddson, 14,127; M.A. O'Malley, 16, 985; P.M. Otway, 10,327;
- R. Parisee, 16,309; D.H. Peeling, 11,562; T.W. Pepper, 17,066; K. Perron, 19,126; T. Pocock, 26,274; B. Porter, 13,473; S.J. Pozderka, 12,559; C.E. Pritchard, 13,093; J.V. Proietti, 10,671; R. Puccini, 14,476; P.E. Pyne, 20,194;
- S.C.J. Radbone, 10,012; O.E. Ramakko, 14,146; C.A. Rayman, 11,245; R.S. Reel, 10,024; M.M. Rhodes, 12,129; W.G. Richardson, 12,559; D.J. Robbins, 23,279; A.A. Roldan, 20,634; M.A. Roy, 10,617; C. Rust, 13,763; G.P. Ryan, 10,489;
- T. Sangiuliano, 19,186; S.A. Senior, 14,135; S. Skelton, 38,089; J.D. Smith, 30,778; W.J. Snodgrass, 12,212; D.E. Sovereign, 13,365; J.E. Sprenkle, 18,233; M.B. Steele, 11,345; W.R. Stephenson, 17,095; J.E. Stewart, 11,085; K.M. Stewart, 12,090; R.J. Strasters, 10,514; L.J. Sturgeon, 11,307; H. Szumowski, 17,101;
- J.F. Taylor, 13,749; C. Thibeault, 12,695; K.H. Tosberg, 18,659; W.E. Triskle, 11,344; G.L. Trudel, 11,154; W.R. Tryon, 11,626;
- R. Van Veen, 16,193; E.M. Viikeri, 13,846; F.M. Vock, 10,989;
- E.W. Warren, 15,539; J.D. Williamson, 13,492; W.D. Winkworth, 15,909; T.H. Woischwill, 10,048; M.E. Wolkowicz, 12,887; W.J. Wright, 13,899; R.C. Wycliffe, 18,937;
- J.G. Zorzi, 12,027; S. Zupanc, 10,943;
- Accounts under \$10,000—11,086,131.

MINISTRY OF TRANSPORTATION — Continued

Payments to Other Ministries/Agencies (\$152,290):

Natural Resources, 152,290.

Other Payments (\$1,440,809,051)

Materials, Supplies, etc. (\$410,724,953):

A and M Truck Parts Ltd., 127,458; A. Tremblay Contracting Ltd., 65,014; A.J. Braun Manufacturing Ltd., 488,352; A.T. Polgar Assoc., 64,694; Abacus Computers, 7,491,779; Abitibi-Price Inc., 138,171; Abso Blue Prints Ltd., 66,116; Acklands Ltd., 130,608; Adcom Electronics Ltd., 64,519; Adi Ltd., 111,343; Ads Truck and Water, 54,614; Ainley Graham and Assoc. Ltd., 166,685; Ainsworth Electric Co. Ltd., 121,465; Airborne Sensing Corp., 103,874; Airline Motor Hotel, 65,434; Airmap Ltd., 61,013; Airport Corporate Centre Inc., 785,925; Airtel, 116,313; Akzo Salt Ltd., 4,572,321; Thomas William and Viola Florence Alderson, 95,011; Alex MacIntyre and Assoc. Ltd., 106,135; Allan G. Cook Ltd., 744,517; Allan H. Hutchinson Contractors Ltd., 141,197; Allied Construction Corp., 532,004; Allseating Corp., 137,649; Allwell Consulting Services Inc., 57,669; Alpine Graphic Productions Ltd., 59,465; Altec Industries Ltd., 431, 723; Alumi-Bunk Corp., 112,734; Amari Metals Inc., 406,901; Amsco Cast Product Inc., 272,275; Anachemia Solvents Ltd., 241,279; Anchor Textiles, 123,188; Andy's Haulage, 143,768; Angus Reid Group, 108,241; Anixter Canada Inc. 65,770; Arctic Pure, 67,236; Arie Shenkar and Assoc. Inc., 235,370; Armand Souriol Trucking, 60,320; Armbro Construction Ltd., 11,005,717; Armitage Construction Co. Ltd., 652,816; Armtec Inc., 170,751; Arnott Construction Ltd., 868,539; Ashwarren International Inc., 337,162; Asset Computer Personnel Ltd., 84,585; Atkinson Tremblay and Assoc. Inc., 117,002; Atkinson's Service Garage (Dorion) Ltd., 81,245; Atlas Fence (1987) Inc., 85,801; Auto-Trol Technology Canada Ltd., 1,311,003; Autodesk Canada Inc., 203,866; Avant Litho Graphics, 204,074; Avery Dennison Inc., 234,130;

B and M Trucking, 50,368; B. Thomas Bulldozing Inc., 76,585; B.E.S.S. Trucking, 72,362; B.J. Hallow and Son Constructors Ltd., 7,282,419; B.M. Ross and Assoc. Ltd., 139,889; Babbco Office Services Ltd., 119,003; Baka Communications Inc., 99,490; Barker's Construction, 139,817; Barricade Traffic Services Inc., 131,169; The Base Mapping Co. Ltd., 100,149; Bay Blasting, 143,171; Bay Consulting Group, 93,475; Baywood Homes, 138,814; Beauparlant Trucking Ltd., 252,794; Beaver Road Builders Ltd., 346,485; Beckett Enterprises, 79,445; Belanger Construction (1981) Inc. 6,206,690; Belham Ltd., 63,470; Bell and Howell Ltd., 111,223; Bell Baker, 232,643; Bell Canada, 3,610,039; John Bennett, 138,089; Berkeley Consulting Group, The, 122,745; Bermingham Construction Ltd., 105,000; Bernt Gilbertson Enterprises Ltd., 95,146; Big Trout Lake First Nation, 68,066; Bill Creed Grading Ltd., 64,857; Bill Dickert Bulldozing, 53,773; Bill's Load and Go, 97,221; E.J. Biloski, 70,130; Biloski Contractors Ltd., 82,980; Black and MacDonald Ltd., 568,567; Blackwood Hodge Equipment Ltd., 58,504; Wayne Blackstock, 61,187; Earl N. Blane, 68,317; Blue Lake Construction Ltd., 56,518; Bob Hendricksen Construction Ltd., 900,178; Borall Fence and Guide Rail, 264,595; Bot Construction Canada Ltd., 1,332,218; John and Lillian Bouma, 77,891; John Alexander Boyd and Lorna Margaret Russell, 203,190; Brampton, City of, 63,207; Brampton Hydro Electric Commission, 78,098; Brantford, City of, 1,025,632; Bravo Cement Contracting (Windsor) Ltd., 58,012; Bre-Ex Ltd. London, 491,393; Bre Haul Trucking Ltd., 311,199; Brennan Paving and Construction Ltd., 773,200; Bridgecon Construction Ltd., 62,779; Brinks Canada Ltd., 94,802; Dale Brooks, 301,042; S. and H. Brooks, 66,590; Tom Brophy, 68,970; Brousseau Contracting Ltd., 135,772; Browning-Ferris Industries, 51,935; Bruell Contracting Ltd., 996,684; Bruman Leasing Ltd., 55,411; Bruno's Contracting (Thunder Bay) Ltd., 7,441,165; Bryker Data Systems Ltd., 96,160; Buchanan Forest Products Ltd., 80,510; Bucyrus Blades of Canada Ltd., 108,406; Burford Hydroelectric System; 361,181; Burlington, City of, 164,759; Burlington Hydro, 232,673;

CAD Resource Centre, 59,003; C.B. Non-Destructive Testing Ltd., 59,618; C.C. Enterprises Electrical Construction, 96,165; C.C. Parker Consultants Ltd., 1,545,307; C.C. Poulin Equipment Ltd., 107,771; CCL Label, 1,794,902; CDI Career Development Institute for Advanced Technology, 99,683; C.H. Heist Ltd., 467,080; C.H. Pearson and Son Excavating and Haulage Ltd., 71,689; CN North America, 942,851; C.P. Rail Ltd., 264,742; C.R.L. Campbell Bros. Construction Ltd., 257,185; Caledon, Town of, 50,010; Camaro Enterprises Ltd., 3,603,558; Camroy Construction Ltd., 244,364; Canada Culvert and Metal Products Ltd., 283,000; Canada Post Corp., 3,040,737; Canada Trust Mortgage Co., 115,093; Canadian Council of Motor Transport Administrators, 100,871; Canadian Management Control Systems Corp., 64,998; Canadian Pacific Ltd., 1,462,709; Canadian Salt Co. Ltd., 6,142,332; Canadian Soil

MINISTRY OF TRANSPORTATION — Continued

Drilling Inc., 61,367; Canadian Tire Corp. Ltd., 115,163; Candevcon Ltd., 75,599; Canfor-Weldwood Distribution Ltd., 85,574; Canor 520710 Ontario Ltd., 62,879; Cansel Survey Equipment (Canada) Ltd., 50,319; Cantel Inc., 263,729; Capital Paving Inc., 4,012,363; Captian Developments Ltd., 125,647; Carleton Place, Town of, 74,549; Carleton University Bookstore, 54,361; Carlson Contracting, 282,654; Carrier Truck Centre Inc., 71,222; Cascone Construction Ltd., 190,075; Case Power and Equipment, 455,792; Cashway Building Centres, 196,024; Caswell Concrete Products, 50,795; Catalina Excavating Inc., 62,125; Cathy Clarmo Cartage, 56,981; Cayuga Materials and Construction Co. Ltd., 1,291,647; Cecil Hawkins Haulage, 80,978; Centennial College of Applied Arts and Technology, 55,735; Central Gas Ontario Inc., 323,587; Chamney Equipment Rental, 123,090; Champion Road Machinery Sales Ltd., 1,854,958; Chartwell I.R.M. Inc., 294,573; Chum Ltd., 99,393; Circle Construction Co. Ltd., 79,448; Clara Industrial Services Ltd., 500,439; Clarington, Municipality of, 53,259; T. and J. and N. and P. Clarke and M. McKenna and T. Quinn and A. McKinnon, 668,946; Claude Abraham Trucking, 99,489; Claude Villeneuve Co. Ltd., 206,604; Clemmer Industries Ltd., 209,625; Cliffshore Small Engines, 124,288; Cliftdale Construction Co. Ltd., 90,803; Cobden, Municipality of, 73,170; Cobourg, Town of, 112,998; Cochrane Public Utilities, 68,356; Coco Paving Inc., 78,218; Cognos Inc., 99,298; Cole Sherman, 1,146,495; Communications and Cabling Contractors Inc., 67,294; Compu-Redi, 50,657; Compugen Systems Ltd., 969,966; Computer Media Group, 68,903; Computer Partners International Corp., 98,254; Conestoga-Rovers and Assoc. Ltd., 91,491; William Conley, 83,819; Connon Nurseries Ltd., 53,132; Le Consortium Hauts, 55,631; Consumers Gas Co. Ltd., 95,761; Cool Temp, 88,552; Coopers and Lybrand Consulting Group, 496,624; Cope Construction Co., 158,862; Corbett and Young Inc., 102,044; Corhe Group Inc., 65,555; Cornell Construction (1971) Ltd., 656,435; Cornwall Gravel Co. Ltd., 2,267,967; Corporate Software Canada Inc., 149,694; Basil Cox, 177,582; Cox Construction Ltd., 111,440; Craig Construction Equipment Ltd., 56,976; Crains Construction Ltd., 92,538; Creative Access Inc., 62,588; Credit River Garden Centre Inc., 69,797; Crowntek Business Centres Inc., 661,513; Cruickshank Construction Ltd., 761,761; Culligan Water Conditioning, 162,912; Cumming Cockburn Ltd., 83,341; Cummins Ontario Inc., 184,974;

D. and J. General Contracting Ltd., 67,661; D. and R. Electronics Co. Ltd., 160,767; D. Crupi and Sons Ltd., 2,727,088; D. Lamothe Northern Ltd., 73,073; D.A. McGugan and Assoc. Inc., 111,059; D.F. Elliot Consulting Engineers Ltd., 173,488; D.K. Neely and Assoc. Management Services Inc., 100,988; D.M. Wills Assoc. Ltd., 212,588; DRT Systems International, 571,888; DS-Lea Assoc. Ltd., 784,301; Dagmar Construction Inc., 515,269; Dale Intermediaries Ltd., 672,653; Dale's Construction, 73,871; Dartek Systems Inc., 76,400; Data Business Forms, 777,275; David Brown Construction Ltd., 157, 041; Saul Davidson, 58,554; Davroc and Assoc. Ltd., 52,522; Dean Construction Co. Ltd., 93,909; Dean's Plumbing, 103, 818; Deep River, Town of, 59,713; Delcan Corp., 2,629,871; Dennis Robinson Ltd., 208,129; Detronics Ltd., 58,393; John and Raymonde Devine, 92,931; Diamond Stonebridge Contracting, 139,363; Dibblee Construction Ltd., 2,983,137; Digital Equipment of Canada Ltd., 160,387; Ditmars Enterprises Ltd., 169,884; Douglas Dockrill, 110,389; Domicity Ltd. Management Consultants, 113,500; Dominion Soil Investigation Inc., 138,482; Don Eadie Construction Ltd., 91,424; Don Lipsit Trucking Ltd., 70,646; Donegan's Haulage and Ready-Mix Ltd., 574,651; Laverda Donovan, 140,592; Harvey Dool, 86,294; Double S Construction, 109,631; Doug Kelly Excavating, 137,404; Dougs Luxury Lawn Maintenance, 99,662; Drain Bros. Excavating Ltd., 65,143; John Drent, 109,990; Dudman Construction (1980) Ltd., 176,727; Dufferin Construction Co. of St. Lawrence Cement Inc., 19,244,833; Dunn Paving Ltd., 182,835; Dunning Paving Ltd., 55,897; Dupont Painting Contracting Ltd., 156,017; Durham, Regional Municipality of, 1,928,563; Dynapac Ltd., 95,040; Dynapatch Co. Ltd., 242,727;

E. and E. Seegmiller Ltd., 9,358,469; E. and W. Blane Trucking and Excavating Ltd., 126,189; E. Manoni Construction Ltd., 93,683; E. Savela and Son Contracting Inc., 208,744; E.B. Eddy Forest Products Ltd., 156,921; E.C. King Contracting, 181,556; EDS of Canada Ltd., 1,434,677; E.S. Hubbell and Sons Ltd., 69,817; Earl V. Marquardt and Son Inc., 193,889; Easton Bros. Builders Ltd., 53,363; Ecological Services for Planning Ltd., 61,863; Econo Excavating and Paving Ltd., 300,262; Eds Technical Products, 98,312; Egghead Software, 331,803; Elirpa Construction and Materials Ltd., 115,600; Ellwood Robinson Construction Ltd., 226,801; Elmford Construction Co. Ltd., 965,122; Emergi-Lite Landmark, 189,350; Engel and Townsend, 322,332; Entire Reproductions, 98,414; Entra Consultants Inc., 79,018; Environs Landscaping Co. Ltd., 90,902; Equipment Sales and Service (1968) Ltd., 392,841; Esri Canada Ltd., 48,991; Essa, Township of, 65,233; Ethier Sand and Gravel Ltd., 115,884; Etobicoke, City of, 113,671; Etobicoke Hydro Electric Commission, 380,994; Evans Contracting Ltd., 1,817,369; Extrudex Aluminum Ltd., 87,305;

MINISTRY OF TRANSPORTATION — Continued

- FBM Distillery Co. Ltd., 63,924; F.C. Hammond Well Drilling Ltd., 140,123; F.J. Reinders and Assoc. Canada Ltd., 157,734; Facca Construction Co. Ltd., 950,119; Falcon Communications Ltd., 69,172; Frank M. Falconi, 53, 161; Fenco MacLaren Inc., 2,378,465; Ferguson Sand and Gravel Ltd., 67,105; Fermar Paving Ltd., 902,344; Fillion Wakely and Thorup, 94,781; First City Development Corp. Ltd., 259,500; Charles Fitzsimmons, 53,461; Flesherton, Village of, 379,854; Flex-O-Lite Ltd., 719,564; Flynn McNeil Raheb and Assoc. Ltd., 451,913; Ford Motor Co. of Canada Ltd., 718,418; Fort Albany First Nation, 239,200; Fort Ignition Ltd., 58,736; Fort Severn Indian Band, 73,166; Fortran Traffic Systems Ltd., 154,041; Fowler Construction Co. Ltd., 4,249,941; Frank Moore Roofing Ltd., 149,399; E. Franzese, 71,618; Fred E. Prior and Sons Ltd., 327,354; Fred Marion General Trucking, 69,522; Fred's Trucking, 64,283; Freeman Rodgers Battaglia Inc., 1,024,938; Fujitsu Systems Business Inc., 274, 278; Kim F. Fysh, 58,444;
- G. and A. Maray Construction Ltd., 6,067,478; G. Hart and Sons Well Drilling Ltd., 92,909; G. Steele Haulage, 400,134; G. Tackaberry and Sons Construction Co. Ltd., 56,488; G. Tari Ltd., 210,358; G.E. Capital Fleet Services, 377,937; G.E. Capital Technology Services, 352,802; G.J.W. Graphic Services Ltd., 85,509; GNX-Network Xpertise Inc., 153,821; GRW and Assoc. Ltd., 136,013; GSI International Consulting Group, 471,328; Gamble Bus and Construction Co. Ltd., 1,606,686; Gamsby and Mannerow Ltd., 108,355; Garden River First Nation, 1,688,545; Gateway Pumps Ltd., 207,565; Gateway Well Drilling Co. Ltd., 833,320; Gazzola Paving Ltd., 411,428; General Chemical Canada Ltd., 1,267,019; General Motors of Canada Ltd., 3,184,766; George O. Hill Supply Ltd., 72,842; George Pietsch Trucking, 54,112; George Wimpey Canada Ltd., 1,402,567; Georgian College of Applied Arts and Technology, 98,403; Gerald Finlay Construction Ltd., 366,539; Gesmec Inc. Consulting Engineers, 97,940; Gibson Asphalt Bonding, 307,262; Giffels Assoc. Ltd., 534,769; Gilbertson Enterprises, 2,459,468; William Gillies, 78,483; Gill's Trucking, 71,657; Global Upholstery Co. Inc., 57,888; Gloucester Hydro, 96,606; Gogolin Farms Ltd., 181,350; Golder Assoc. Ltd., 205,553; Goodman and Goodman, 144,752; Goodwill Industries of Toronto, 54,712; Goodyear Canada Inc., 747,920; Gordner Construction Ltd., 69,471; Gordon Stewart Trucking, 106,546; Gore and Storrie Ltd., 69,860; Marshall Henry Gouett, 66,387; Goulet Gravel Ltd., 104,406; Graco Canada Inc., 90,440; Graham Bros. Construction Ltd., 3,364,020; Grand and Toy Ltd., 190,694; Grant Paving and Materials Ltd., 5,161,981; Grascan Construction Ltd., 158,262; Great Lakes Power Ltd., 81,394; Greenthumb Lawn Care, 69,393; Greer Galloway and Assoc. Ltd., 938,900; Gregg and Edens Ltd., 88,547; Grexton Construction Ltd., 113,793; R.T. Grills, 404,914; Grubshack, 92,033; Guild Electric Ltd., 106,137; Guillevin International, 58,098; Gung-Ho Computer Consultants Inc., 77,545;
- H. and R. Noble Construction Ltd., 165,635; H. Kerr Construction Ltd., 1,538,076; H. Sutcliffe Ltd., 134,809; H.E. Brown Supply Co. Ltd., 155,864; H.J. Brooks Contracting Ltd., 561,391; Hacquoil Construction Ltd., 494,158; Hald W. Robinson Haulage, 61,220; Hamilton Hydro Electric Commission, 95,337; Hamilton Video and Sound Ltd., 53,995; Hamilton-Wentworth, Regional Municipality of, 503,430; Harbridge and Cross Ltd., 352,334; Hard Rock Paving Co. Ltd., 1,291,468; Harman and Ron Trucking, 104,227; Willard G. Harnack, 61,576; Harold Sutherland Construction, 131,553; Harrison Excavating and Pipeline Ltd., 231,936; Harzena Holdings Ltd., 563,255; Hastings, County of, 105,165; Hatch Assoc. Ltd., 218,010; Haughton Graphics Ltd., 52,741; Hauts-Monts Geosurv, 99,871; Willard Hayes, 66,605; Helmer Pedersen Construction, 1,630,357; Henry St. Amant and Sons Construction, 78,913; Keith Hern, 109,132; Hewitt, Hewitt, Nesbitt, Reid, 228,573; William Andrew Gordon and Barbara Elizabeth Hill, 96,289; Andrew Hinshelwood, 62,839; Hitachi Credit Canada Inc., 412,811; Horst Lang Construction Ltd., 59,277; Hoskin Scientific Ltd., 96,448; Howard Insulation and Asphaltting, 92,138; Howard Johnson Hotel, 75,300; Gerald and Sybil Howitt, 257,070; Hugh Monro Construction Ltd., 520,851; Ivor Hulmes, 88,841; Hulton's Construction, 80,387; Human Factors North, 191,368; Humber College of Applied Arts and Technology, 112,302; Huntington Sand and Gravel, 291,265; Huron Construction Co. Ltd., 3,160,112; Hutchinson Smiley Ltd., 183,665; Hydrospec, 93,737;
- IBF Canada, 102,804; IBI Group, 1,361,212; IBIS Products Ltd., 297,003; IBM Canada Ltd., 6,029,682; IL Duca Construction Inc., 64,466; Image System Solutions Inc., 61,600; Imperial Oil Ltd., 1,068,649; Innova Envelope Inc., 92,710; Innovative Building Products Inc., 270,149; Insituform Canada, 158,295; Inspec-Soil (Ontario) Ltd., 51,437; Intergraph Canada Ltd., 398,706; Integrated Real Time Solutions, 101,405; Inter City Papers Ltd., 322,164; Interior Design and Assoc., 74,044; International Road Dynamics Inc., 284,265; Intertechnology Inc., 71,704; Glenna M. Ireland, 80,763; Ivan Denning and Sons, 113,123;

MINISTRY OF TRANSPORTATION — Continued

- J. and P. Leveque Bros. Haulage Ltd., 513,431; J. and S. Construction Ltd., 135,313; J. Labelle Contracting Ltd., 222,454; J. Provost Contracting Ltd., 308,418; J. Ross Anderson Enterprises, 64,767; J.A. Robbins Construction Co. Inc., 426,733; J.D. Barnes Surveyors Ltd., 213,761; J.G. Stewart Construction Ltd., 352,500; J.L. Richards and Assoc. Ltd., 79,571; J-Aar Excavating Ltd., 175,709; Jackal Trades Inc., 230,845; Jacques Whitford Ltd., 243,124; James Dick Construction Ltd., 1,349,498; Janod Contractors Ltd., 93,800; Charles Jean, 96,357; Jean Parent Transport Ltd., 70,128; Jim Nichols Trucking Ltd., 60,960; Jim Rennison Well Drilling Ltd., 144,591; Jimmy Mack and Son Construction Ltd., 204,632; Joe Johnson Equipment Inc., 67,936; John Eek and Sons Ltd., 978,722; John Emery Geotechnical Engineering Ltd., 212,238; John Ewing and Co. Ltd., 85,182; John R. Wald Co. Inc., 1,411,652; John Wlad and Sons Construction Ltd., 87,068; Johnston Bros. (Bothwell) Ltd., 413,029; Johnston Smith Fromkin McCulloch, 61,609; Joseph Nychuk Trucking Ltd., 69,218; M.L. Judson, 51,772;
- KBM Sales, 116,484; K.J. Beamish Construction Co. Ltd., 2,102,676; KPMG Management Consulting, 124,029; Kabar Industries Ltd., 72,391; Kam Aggregates Ltd., 58,608; Kam Motors Ltd., 52,695; Karhi Contracting, 54,930; Kashechewan First Nation, 222,187; Keane Canada Inc., 192,022; Keeler Sales and Service (Kingston) Ltd., 73,905; Keewaywin First Nation, 225,468; Keith Brock Logging, 50,662; Ken Traux Construction Ltd., 123,999; Kenabeek Contractors Ltd., 116,126; Edwin L. Kennard, 159,701; L.J. Kernaghan, 82,436; Keysys Consulting Inc., 72,513; Kilborn's Backhoe Service, 124,414; Kimberly-Clark of Canada Ltd., 116,878; King Paving and Materials Ltd., 1,299,511; King, Township of, 78,240; King West Communications Inc., 71,015; Kingston P.U.C., 86,125; Kingston, Township of, 799,208; Kingston Truck Centre Ltd., 57,404; Kitchener-Wilmot Hydro, 109,085; Harry and Adelaide Kitzul, 191,213; Knoll North America Corp., 187,745; Kodak Canada Inc., 399,013; Konica Business Machines Ltd., 173,783; Korean Exchange Bank of Canada, 301,321; Kostuch Engineering Ltd., 140,016; Krown Rust Control Centre, 76,227; Kupper Contracting Ltd., 128,924;
- L. and R. Haulage, 60,759; LCC Computers Inc., 66,762; L.J. Pecarski Ltd., 65,615; L.V. Vickery Ltd., 99,764; Labelcraft Products Ltd., 96,640; H.J. Labrash, 57,231; Lacarte Inc., 169,411; Lafrentz Road Services (Ont) Ltd., 339,022; Laidlaw Waste Systems Ltd., 101,730; Lakehead Freightways Ltd., 50,466; Paul Lamb, 67,821; Robert F. Lamb, 172,308; Lambert Trucking, 180,075; Lancaster Datamark, 259,488; Michael LaVallee, 65,882; Lavis Contracting Co. Ltd., 229,327; Noel Lavoie, 144,852; Lawson Products (Ontario) Inc., 111,526; Lebrun Northern Contracting Ltd., 1,018,647; Lecol Co. Ltd., 101,432; Ledstar Inc., 365,258; Leica Canada Inc., 206,541; Leo Alarie and Sons Ltd., 1,921,654; Leon Collins Trucking Ltd., 135,775; Leonard Trader Haulage, 83,715; Leroux and Freres Engineering Ltd., 79,227; Leroy Construction, 226,726; Letco Ltd., 133,823; Darcy Leveille, 187,159; David Leveille, 95,150; Leveque Haulage, 118,818; Leway Sand and Gravel, 89,687; Liftking Inc., 112,087; Carl Lindquist, 53,258; L. Linklater, 107,053; Anne and Horace Lizotte, 138,754; Lloyd Contracting (Collingwood) Ltd., 199,690; Locket Sales Ltd., 53,229; Logical Design Inc., 64,187; London Hydro, 105,991; London Machinery Inc., 131,737; London Pest Control Ltd., 239,966; Looby Construction Ltd., 50,861; Lopes Trucking, 91,502; Lovas and Patterson Inc., 61,301; Lukian Plastic Closures Ltd., 111,145; Deborah Lundquist, 335,881;
- M. and G. Fencing Inc., 67,234; M. and J. Ditching Ltd., 51,980; M. and L. Testing Equipment Co. Ltd., 67,034; M.J. Labelle Co. Ltd., 994,871; M.M. Dillon Ltd., 546,158; M.R. Dunn Management Co. Ltd., 153,864; MSO Construction and T. J. Pounder (Ontario) Ltd., 2,756,974; Macbro Drilling and Blasting Ltd., 114,999; MacDonald-Healey Construction Ltd., 563,519; MacInnes Ltd., 580,316; Monty MacIntyre, 234,774; Mamow Community Services Group, 88,713; Man-Co Construction Ltd., 630,659; Manitoulin Transport Inc., 50,487; Maple Ridge Aggregates Ltd., 56,737; Marcom Computer Services Ltd., 189,406; Mark-All Services Inc., 303,989; Markborough Properties Inc. 1,926,084; Markham Hydro Electric Commission, 64,125; Markham, Town of, 1,408,602; Marshall Macklin Monaghan Ltd., 1,281,706; Martin G. Lautaoja Construction Ltd., 71,685; Merle D. Martin, 89,842; Matthews Ingham and Lake Inc., 79,568; McAshphalt Industries Ltd., 486,638; David McConville, 55,229; McCormick Rankin and Associates Ltd., 2,838,644; McFarland Martin Insurance Broker Ltd., 132,037; McKeil Marine Ltd., 78,200; McKelvey Contracting Ltd., 80,505; McKendry Quarries Ltd., 306,711; McKerlie-Millen (Ontario) Inc., 115,637; R.A. McLaren, 62,864; McMaster University, 103,172; Lorne McMillen, 120,882; Brendan McNamara, 196,132; McNeely Engineering, 168,268; Media Buying Services Ltd., 2,563,483; Mellow Gardens Developments Inc., 2,600,000; Rolland and Denise Menard, 115,001; Meridian Mapping Services Ltd., 77,375; Metro International Trucks Ltd., 99,632; Metropolitan Toronto, Regional Municipality of, 355,644; Mettler-Toledo Inc.,

MINISTRY OF TRANSPORTATION — Continued

- 91,174; James E. Middleton, 92,905; Midland Canada Ltd., 191,719; Midland Vegetation Control Inc., 92,449; John Millar, 51,629; Thomas Allen Miller, 228,472; Thomas Allen and Robert Lee Miller, 93,799; Miller Paving Ltd., 8,027,121; Mills Office Suppliers Inc., 63,403; David Milner, 66,481; Minet Inc. Insurance Brokers, 103,139; Ministries: Attorney General, 1,493,237; Community and Social Services, 137,643; Culture, Tourism and Recreation, 286,412; Health, 57,541; Management Board Secretariat, 20,799,440; Municipal Affairs, 3,651,509; Natural Resources, 110,443; Solicitor General and Correctional Services, 4,327,537; Mississauga Hydro Electric Commission, 336,729; Mitchell Pound and Braddock Ltd., 220,584; Mobility Canada, 381,276; Mobility Works, 56,674; Modular Telephone Interface Ltd., 338,595; Mohawk College of Applied Arts and Technology, 201,679; Moore Business Forms and Systems, 1,539,665; Morrison Hershfield Ltd., 682,653; Morsettes Welding, 276,991; Motorola Canada Ltd., 260,755; Motorola Information Systems, 70,583; Multiseal Inc., 95,790; Murcomp Data Services Inc., 63,623; Murray Group Ltd., 53,436; Muskoka, District Municipality of, 1,370,494; Mutual Development Agency, 373,838; My Three Son's Trucking Ltd., 92,000;
- N. Calderwood Trucking, 63,977; NOR Building Enterprises Ltd., 80,504; NRB Modular Building Systems, 57,364; NWD Diesel Power Ltd., 51,944; National Capital Commission, 92,041; National Painting and Decorating (Hamilton) Inc., 178,081; Navistar International Corp. Can., 2,568,586; Nedco Ltd., 108,000; Nedow Construction, 75,085; Neil Flegg Cartage, 135,054; J. Neniska, 228,091; Neovac Ltd., 179,184; Nepean Hydro, 54,777; Networking North, 78,188; Newcourt Financial, 133,116; Niagara Crack Sealing, 124,105; Niagara Falls Hydro Electric Commission, 71,118; Niagara Paint Inc., 3,275,968; Norjohn Ltd., 440,028; Norman Wade Co. Ltd., 51,367; North Bay Hydro Electric Commission, 295,284; North Caribou Lake Band, 66,813; North Spirit Lake First Nation, 137,838; North West Co. Inc., 232,934; North York, City of, 273,298; North York Hydro, 305,066; Northern Telephone Ltd., 124,751; Northland Bitulithic Ltd., 146,194; Northland Engineering Ltd., 565,816; Northland Petroleum Ltd., 359,531; Novax Industries Corp., 855,255;
- Oakville Hydro, 90,895; Oakville, Town of, 76,734; Harry O'Brien, 87,475; Oliver Mangione McCalla and Associates, 145,131; Omer Godmaire Excavating Ltd., 74,360; Ontario Hydro, 3,511,934; Ontario North Engineering Corp., 565,247; Ontario Northland Transportation Commission, 1,124,793; Ontario Realty Corp., 1,497,697; Ontario Trucking Assoc., 53,775; Ontario Water Well Inc., 139,464; Onyx Computers Inc., 201,625; Oscar Jones Grader Rental, 196,150; Oseco Inc., 52,321; Ottawa Hydro, 106,960; Owl-Lite Rentals, 247,428;
- PC Etcetera Inc., 61,580; P.C. Place, 1,260,033; PFS Fence Inc., 66,157; Pacomm Consulting Inc., 79,000; Paragon Engineering Ltd., 237,799; Grant Parker, 57,730; Parry Sound Muskoka Credit Union, 80,000; Parsons Wilson and Milton Ltd., 62,457; Joseph C. Paul, 106,466; Paul Hansen Construction Ltd., 98,287; Pave Al Ltd. and Orlando Corp., 1,416,607; Pavement Management Systems Ltd., 93,532; Pecarski Paving Ltd., 175,650; Pedlar and Leith Trucking, 124,739; Peel, Regional Municipality of, 50,887; Pembina Paving (1990) Ltd., 129,983; Peninsula Fence and Landscaping, 233,846; Penny and Casson Co. Ltd., 168,519; People Tech Consulting Inc., 111,830; Pet-Ay-Ka-Win Development Corp., 53,329; Peter Kiewit and Sons Co. Ltd., 1,605,080; Peter S. Hopkins Ltd., 56,340; Peto-MacCallum Ltd., 52,216; Petro-Canada, 814,209; Philip Cindy Investments Ltd., 91,503; Philips Planning and Engineering Ltd., 296,241; Phoenix Information Systems Ltd., 128,137; Photomap Air Surveys Ltd., 54,696; Pickering Hydro, 53,823; Pickering Square Inc., 653,847; Pierre Gagne Contracting Ltd., 1,166,600; Pikangikum First Nation, 216,000; Edwin Pilgrim, 74,643; Pinetree Development Co. Ltd., 104,813; Pioneer Construction Inc., 14,841,514; Pitney Bowes, 210,104; Pitney Bowes Postage by Phone, 544,320; Pittman Consultants, 54,000; Bruce Poland, 52,404; Polaroid Canada Inc., 2,631,000; Polefab Inc., 207,120; Poplar Hill First Nation, 88,706; Murray Popp, 78,332; Possamai Construction, 75,031; Pierre Poulin, 112,344; Powassan Development Ltd., 85,372; Powell Contracting Ltd., 856,029; Powerlite, 58,627; The Printing Corp. Inc., 285,394; Procom Professional Computer, 164,538; Proctor and Redfern Ltd., 1,428,554; Progress Software, 127,273; Provincial Maintenance, 163,636; Public Works Canada, 7,998,879; Purolator Courier Ltd., 500,215; Eric H. Pyhtila, 68,778;
- QMS Canada Inc., 59,230; Queen's University, 78,363;
- R. and N. Maintenance, 59,344; R. and R. Trucking Inc., 127,068; R. Dampier Timber Inc., 103,208; R. Koski Trucking, 265,640; R. Maslach Comm Ltd., 141,322; R. McLeod Trucking, 71,509; R. Stafford and Assoc. Ltd.,

MINISTRY OF TRANSPORTATION — Continued

- 109,265; R. Swanson Assoc. Inc., 82,295; R.C. Dawson Co. Ltd., 142,590; R.E. Winter Assoc. Ltd., 288,377; R.G.T. Clouthier Construction Ltd., 115,417; R.J. Loughheed Trucking Ltd., 120,446; R.S. Hardy Road Builders (Eastern) Ltd., 225,104; R.V. Anderson Assoc. Ltd., 187,069; Radnoff, Pearl, Slover, Swedko, Dwoskin, 75,655; Rainone Construction Ltd., 110,029; Ram Forest Products Inc., 126,093; Rankin Equipment Ltd., 122,793; E. Rasinaho, 56,960; Ray Ecclestone Haulage, 206,443; Recognition Canada Inc., 3,213,046; Recovery Technologies Inc., 98,438; Reed Stenhouse Ltd., 610,858; Regional Car Sales Ltd., 154,100; Reichert Trucking, 57,528; Reliable Data Entry Inc., 53,646; Resap Ltd., 95,458; W.S. Resmer, 126,030; Rick's Haulage, 275,879; Road Savers Ontario Ltd., 440,256; Roadware Corp., 113,024; Robert Case Construction, 191,751; Robert Morley Trucking Inc., 172,371; Robinson Haulage, 255,053; Rocco Ricci Trucking, 58,142; Rochefort Aggregate Supplies Ltd., 1,066,268; Rod Wessell and Son, 98,639; Roleo Sequin Construction Ltd., 96,884; Rolling Lake Holdings Ltd., 212,510; Roma Fence Ltd., 73,901; Ron Robinson Ltd., 71,030; Roy E. Ronald, 111,718; Rowan Williams Davies and Irwin Inc., 332,810; Reginald Roy, 121,807; Royel Paving Ltd., 2,495,822; Rubino and Chaplin, 83,026; Ruddy Electric Wholesale Co. Ltd., 136,522; Runnymede Development Corp. Ltd., 473,348; Russell Trucking, 51,136; Ryerson Polytechnical Institute, 86,399;
- S. Franzese Trucking Ltd., 76,729; S.C.L. Distributors (Central) Ltd., 169,560; S.D. Smith Drilling Co. Ltd., 535,519; SDI Builders, 185,364; S.K.C. Construction Inc., 55,639; S.M.S. Canada, 84,390; Safety Kleen Canada Ltd., 186,754; Safety Supply Canada Ltd., 71,005; St. Catharines, City of, 53,988; St. Catharines Hydro, 75,539; St. John Ambulance, 55,289; Sam Danford and Sons Equipment Ltd. Rentals, 81,720; Sandwell Inc., 72,586; Sandy Lake Community Development Services Ltd., 65,966; Saugeen Road Spraying Co. Ltd., 162,673; E. Saunders, 131,702; Savin Canada Inc., 470,988; Scarborough, City of, 54,430; Scarborough P.U.C., 186,569; Scotia Leasing, 64, 567; Scotts Excavating, 56,397; Eric Sriver, 96,755; Seeley and Arnill Aggregates Ltd., 668,628; Sentinel Paving and Construction Ltd., 1,282,209; Sentinel Pole and Traffic Equipment Ltd., 85,215; Shaheen and Peaker Ltd., 64,700; Shell Canada Products Ltd., 4,993,843; Sheridan Equipment Ltd., 143,072; Sherrill Burns-Transformacion, 55,053; B. and F. Shier, 527,043; David Harry Shortreed, 92,550; Sifto Canada Inc., 16,035,276; H.A. Singbeil, 61,260; Sintra Inc., 337,659; John Skipper, 84,199; Smiths Construction Co. Amprior Ltd., 4,309,307; Snelcrest Gardens Inc., 1,300,000; Softchoice Corp., 52,147; Softdesk Inc., 114,188; Soloway Wright Victor, 1,156,347; Sonterlan Construction Corp., 531,338; Maurice Souriol, 68,234; Southfork Excavating, 488,185; Southwood Construction Ltd., 92,250; Speare Seeds, 62,273; Spectar Construction Inc., 72,181; Speedy Auto Glass, 150,889; Stacey Electric Co. Ltd., 423,398; Standard Auto Glass, 73,329; Standard Paving Co., 268,614; Ray Stanley, 52,275; Steed and Evans Ltd., 756,497; Stephens and Rankin Inc., 1,847,120; Stinson Equipment Ltd., 84,188; Stivrins Construction Ltd., 69,073; Stoney Creek, City of, 196,582; Storage Systems Construction Corp., 1,273,706; Storburn Construction Ltd., 59,516; Strata Engineering Corp., 86,789; Sudbury Hydro Electric Commission, 53,122; Sudbury, Regional Municipality of, 118,995; Summer Beaver Band, 129,620; Sun Life Assurance Company of Canada, 257,151; Sundial Inn, 55,990; Sunoco Inc., 362,092; Sunrae Construction Ltd., 139,942; Superior Petroleum, 57,193; Superior Propane Inc., 438,405; Surface Systems Inc., 168,751; Surnav Corporation, 259,920; Swansea Computer Specialist Ltd., 168,634; L. Brian Swartz, 139,012; Symons and Grise, 241,660; Synre Voice, 157,381;
- T. Bell Transport Inc., 112,391; TCG Materials Ltd., 255,199; T.K. Contracting, 103,886; Tacel Ltd., 65,512; Elizabeth and Walter Tarrant, 96,770; Techni-Comp Ltd., 111,469; Technovision Inc., 400,525; Teck Northern Roads Ltd., 201,971; Tektronix Canada Inc., 52,910; Tele-Spot, 160,412; Temiskaming Crane and Equipment, 50,304; Teranorth Construction and Engineering Ltd., 126,421; Terra Surveys Ltd., 117,251; Terraspec, 224,105; Thamesford Lodge, 118,368; Thompson's Machine Shop Ltd., 58,630; Thorold Hydro, 223,288; Thunder Bay, City of, 649,668; Thunder Bay Communications, 64,794; Thunder Bay Hydro, 167,517; Thunder Bay Industrial Supply Ltd., 59,413; Thurber Engineering Ltd., 114,233; Gilford R. Tilson, 146,849; Time Computer Products, 209,047; Paul Toohey, 81,460; Topcoat Restorations Inc., 81,366; Topping Electronics Ltd., 316,572; Toronto Truck Centre Ltd., 93,970; Toronto Zenith Contracting (1982) Ltd., 282,536; Totten Sims Hubicki Assoc. (1981) Ltd., 964,636; Tower Ford Truck Sales Ltd., 88,320; Towland-Hewitson Construction Ltd., 8,610,723; Trademark Safety Inc., 104,383; Transportation Association of Canada, 163,911; Donat Tremblay, 120,561; Triathlon Vehicle Leasing, 391,482; Robert Barrie Tripp, 279,250; Trow Consulting Engineers Ltd., 211,165; Trow Ontario Ltd., 93,578; Tyke's Road Preservers, 138,455;
- UMA Engineering Ltd., 517, 229; UPI St. Thomas-Petro Elgin, 279,980; Ultramar Canada Inc., 555,834; Underground

MINISTRY OF TRANSPORTATION — Continued

Services (1983) Ltd., 350,438; Union Gas Ltd., 171,430; Unisource Canada Inc., 74,096; United Horticulture Supply, 280,261; Unitel, 104,093; University of Toronto, 135,248; University of Waterloo, 740,543; Utility Installation Ltd., 421,329;

VCH Excavating, 61,701; V.T.C. Industrial Coating Ltd., 79,718; Valley Blades Ltd., 454,617; Valley Heights Mobile Ltd., 133,392; Vaughan, City of, 58,808; Vaughan Hydro Electric Commission, 240,810; Vice and Hunter, 63,227; Viking Cives Ltd., 604,074; Karen L. Visentin, 142,400; Vladimir Vurma and Mary Emily Vurma, 91,770;

W.G. Kelly Construction, 200,427; W.P. Green and Sons Ltd., 151,542; W.P. Murawsky Consultants Inc., 134,459; L. Wadge, 68,512; William Wadge, 60,175; Wagg's Petroleum Equipment Ltd., 59,140; Wainbee Ltd., 51,314; Wajax Industries Ltd., 108,357; Walker Interactive Systems, 65,389; William Joseph Wallace, 500,055; Walmsley Bros. Ltd., 3,174,084; Ward Assoc., 68,721; Wardrop Engineering Consultants, 153,115; Warren Bitulithic Ltd., 2,413,713; Wasaya Airways Ltd., 264,431; Waterloo, Regional Municipality of, 126,991; Watermaker Inc., 360,646; Watermaker North, 261,180; Webequie Indian Band, 71,928; Weinmann Electric Ltd., 55,415; Gordon Robert and Margaret Ethel Weir, 315,491; Welland Hydro Electric Commission, 62,589; Wellington Disposal Co., 84,377; Wesco, 64,030; West Mont Leisure Homes Ltd., 113,658; Westburne Supply Ontario, 78,422; Western Signs and Line Painting Ltd., 106,266; White's Trucking, 300,833; Wilbur Smith Assoc., 245,734; Wilco Landscape Contractors Ltd., 129,395; Wilf McKee Trucking, 88,600; Wilfred Paiement and Sons, 309,733; William Bushell Plowing, 213,065; William Campbell Contractors Ltd., 589,089; William H. Stewart Trucking, 355,455; Williams Equipment Inc., 80,383; Donald H. Wills, 145,410; Wilson and Somerville Ltd., 615,536; Wimpey Minerals Canada, 6,499,160; Windsor, City of, 2,026,664; Windsor P.U.C., 92,617; Winslow-Gerolamy Motors Ltd., 86,220; Winters Aggregate Ltd., 166,045; Anne Witz, 83,257; Wm. E. Bennett Surveying Ltd., 90,852; Murray Wood, 83,245; Wood-Land Tractor Inc., 265,466; Woodbine Pavement Marking Ltd., 122,739; Woodgreen Homes and Trailers Ltd., 51,942; World Weatherwatch, 174,968; Wylie and Ufnal Consultants Ltd., 345,593;

Xerox Canada Ltd., 677,669; Xerox Engineering Systems Canada, 62,693;

Yarzab Bros. Ltd., 2,033,293;

Zurbrigg Farms Elevators, 68,412;

3M Canada Inc., 299,720; 4466434 Ontario Inc., 289,960; 5513125 Ontario Ltd., 64,491; 6625708 Ontario Ltd., 801,605; 6636890 Ontario Ltd., 176,151; 7733434 Ontario Ltd., 224,375; 7786280 Ontario Inc., 152,539; 8806673 Ontario Ltd., 142,046; 8814036 Ontario Ltd., 102,802; 8857498 Ontario Ltd., 83,691; 11080278 Ontario Inc., 73,107; Accounts under \$50,000—82,805,203.

Less: Recoveries from Other Ministries/Agencies (\$180,964,537):

Consumer and Commercial Relations, 68,363; Economic Development and Trade, 586,159; Environment and Energy, 1,907,113; Finance, 606,561; Health, 1,295,537; Management Board Secretariat, 80,575; Native Affairs, 514,052; Natural Resources, 730,300; Northern Development and Mines, 122,043,985; Solicitor General and Correctional Services, 322,132; Accounts under \$50,000—52,809,760.

Grants, Subsidies, etc. (\$1,030,084,098):

Grants (\$92,390,322):

Asset Finance (Bermuda) Ltd., 9,962,424; Canadian Council of Motor Transport Administrators, 157,138; Essex Region Conservation Authority, 176,200; Gananoque, Town of, 216,565; Midland (Huron) Airport Commission, 310,404; Ontario Good Roads Association, 195,415; Ontario Urban Transit Association, 286,250; Saugeen (Hanover) Airport Commission, 227,710; Toronto Buttonville Airport Inc., 1,602,678; Toronto Harbour Commission, 422,086; Toronto Transit Commission, 276,278; Transport Canada, 841,220; Transportation Association of Canada, 350,536; Waterloo-Guelph Airport Commission, 642,899;

MINISTRY OF TRANSPORTATION — Continued

Toronto Area Transit Operating Authority (\$76,722,519):
GO Transit, 76,722,519.

Subsidies—Cities, Towns, Villages, etc. (\$356,668,675):

Ajax, 1,817,295; Alexandria, 194,925; Almonte, 220,848; Amherstburg, 263,901; Ancaster, 897,100; Arnprior, 480,685; Arthur, 127,206; Aurora, 871,644; Aylmer, 271,015;

Barrie, 3,468,462; Belle River, 172,688; Belleville, 2,947,596; Blenheim, 170,371; Blind River, 422,032; Bracebridge, 749,020; Bradford West Gwillimbury, 676,022; Brampton, 7,395,514; Brantford, 5,681,390; Brighton, 149,330; Brockville, 1,133,239; Burlington, 6,900,311;

Caledon, 2,192,984; Cambridge, 2,816,615; Campbellford, 215,364; Capreol, 175,316; Carleton Place, 3,174,335; Chatham, 2,781,143; Clarington, 2,505,882; Clinton, 145,579; Cobalt, 888,868; Cobourg, 1,128,323; Cochrane, 1,202,824; Collingwood, 978,013; Cornwall, 3,111,436;

Deep River, 146,100; Dryden, 684,699; Dundas, 1,197,700; Dunnville, 1,118,527; Durham, 157,891;

East Gwillimbury, 1,032,900; East York, 1,625,000; Eganville, 124,100; Elliot Lake, 709,916; Erin, 122,152; Espanola, 319,318; Essex, 198,400; Etobicoke, 7,791,681; Exeter, 164,510;

Fergus, 354,052; Flamborough, 1,486,600; Flesherton, 906,276; Forest, 152,284; Fort Erie, 1,355,579; Fort Frances, 719,639;

Gananoque, 420,509; Georgina, 1,565,308; Geraldton, 335,153; Glencoe, 125,235; Gloucester, 2,306,800; Goderich, 545,824; Grand Bend, 239,103; Grand Valley, 186,700; Gravenhurst, 631,700; Grimsby, 488,800; Guelph, 5,273,959;

Haileybury, 468,095; Haldimand, 1,150,489; Halton Hills, 2,299,487; Hamilton, 6,376,500; Hanover, 259,442; Hastings, 136,001; Hawkesbury, 387,601; Hearst, 3,186,420; Huntsville, 1,229,148;

Ingersoll, 802,209; Innisfil, 1,014,050; Iroquois Falls, 1,057,338;

Jaffray and Melick, 1,983,261;

Kanata, 847,900; Kapuskasing, 862,916; Kearney, 357,442; Keewatin, 131,979; Kenora, 3,111,402; Kincardine, 497,963; Kingston, 4,486,492; Kingsville, 250,759; Kirkland Lake, 1,036,156; Kitchener, 7,308,173;

Lakefield, 251,919; LaSalle, 827,687; Leamington, 674,343; Lincoln, 825,900; Lindsay, 1,430,890; Listowel, 231,316; London, 14,438,268; Longlac, 192,900; Lucknow, 127,973;

Marathon, 179,102; Markham, 4,567,160; Mattawa, 140,300; Meaford, 359,331; Midland, 561,491; Mildmay, 336,437; Milton, 3,306,833; Mississauga, 23,702,334; Mitchell, 195,842; Morrisburg, 148,200; Mount Forest, 377,658;

Nanticoke, 1,181,800; Napanee, 183,304; Nepean, 3,425,000; New Liskeard, 433,713; New Tecumseth, 1,339,919; Newmarket, 1,395,023; Niagara Falls, 3,128,274; Niagara-on-the-Lake, 745,900; Nickel Centre, 605,711; North Bay, 3,871,679; North York, 9,703,600;

Oakville, 7,036,447; Onaping Falls, 261,640; Orangeville, 760,257; Orillia, 1,530,241; Oshawa, 9,374,928; Ottawa, 7,370,803; Owen Sound, 1,272,817;

MINISTRY OF TRANSPORTATION — Continued

Paris, 368,334; Parry Sound, 759,136; Pelham, 673,000; Pembroke, 1,183,020; Penetanguishene, 439,275; Perth, 701,171; Petawawa, 237,400; Peterborough 4,721,466; Petrolia, 268,600; Pickering, 3,070,243; Picton, 230,941; Point Edward, 136,760; Port Colborne, 960,600; Port Elgin, 389,127; Port Hope, 762,843; Port Stanley, 239,337; Prescott, 194,461;

Rayside-Balfour, 629,400; Renfrew, 311,292; Richmond Hill, 2,865,350; Ridgetown, 125,741; Rockcliffe Park, 164,700; Rockland, 361,700;

St. Catharines, 3,773,205; St. Mary's, 332,798; St. Thomas, 1,610,965; Sarnia-Clearwater, 2,927,245; Sault Ste. Marie, 7,400,134; Scarborough, 8,856,300; Seaforth, 145,375; Shelburne, 205,285; Simcoe, 695,651; Sioux Lookout, 992,508; Smith Falls, 468,422; Smooth Rock Falls, 251,100; Southampton, 270,328; Stoney Creek, 822,400; Stratford, 3,456,004; Strathroy, 470,628; Sturgeon Falls, 274,201; Sudbury, 5,753,041;

Tecumseh, 214,800; Thessalon, 346,640; Thorold, 676,512; Thunder Bay, 11,623,416; Tilbury, 149,429; Tillsonburg, 1,205,504; Timmins, 3,061,626; Toronto, 6,950,700; Trenton, 909,984;

Valley East 735,846; Vanier, 407,000; Vaughan, 4,030,480;

Walden, 1,244,140; Walkerton, 274,963; Wallaceburg, 4,687,465; Wasaga Beach, 814,304; Waterloo, 3,042,188; Watford, 129,016; Welland, 2,593,769; Wellington, 223,399; Whitby, 2,814,608; Whitchurch-Stouffville, 551,738; Wiarton, 219,380; Winchester, 150,500; Windsor, 12,248,690; Wingham, 206,215; Woodstock, 1,301,622;

York, 2,803,400.

Subsidies—Counties (\$96,375,963):

Brant, 1,444,600; Bruce, 3,297,500; Dufferin, 1,001,700; Elgin, 5,430,000; Essex, 3,816,100; Frontenac, 4,298,371; Grey, 5,140,200; Haliburton, 2,456,800; Hastings, 4,781,000; Huron, 4,150,100; Kent, 3,464,700; Lambton, 2,507,100; Lanark, 3,603,800; Leeds and Grenville, 4,290,400; Lennox and Addington, 3,311,700; Middlesex, 3,631,500; Northumberland, 2,486,700; Oxford, 2,823,500; Perth, 2,554,600; Peterborough, 3,281,888; Prescott and Russell, 3,274,800; Prince Edward, 2,955,800; Renfrew, 3,172,200; Simcoe, 5,414,300; Stormont, Dundas and Glengarry, 5,810,800; Victoria, 3,224,004; Wellington, 4,751,800.

Subsidies—Indian Reserves (\$1,877,700):

Chippewas of Nawash First Nations, 133,400; Chippewas of Rama First Nations, 167,400; Chippewas of Saugeen First Nations, 146,500; Mohawks of the Bay of Quinte, 143,500; Mossonee, 233,900; Sagamok Anishnawbek, 272,100; Six Nations, 424,300; Walpole Island, 218,300; Wikwemikong Unceded, 138,300.

Subsidies—Regional Municipalities (\$339,307,621):

Durham, 10,122,692; Haldimand-Norfolk, 6,042,600; Halton, 4,221,071; Hamilton-Wentworth, 35,345,894; Metropolitan Toronto, 168,046,750; Muskoka, 6,817,100; Niagara, 7,734,175; Ottawa-Carleton, 64,927,186; Peel, 6,679,500; Sudbury, 7,778,700; Waterloo, 8,276,000; York, 13,315,953.

Subsidies—Township Roads, Improvement Districts (\$138,905,858):

Adelaide 141,800; Adjala-Tosorontio, 605,500; Admaston, 417,600; Albemarle, 339,900; Aldborough, 473,551; Alfred, 291,700; Alice and Fraser, 380,600; Amabel, 470,100; Amaranth, 701,200; Ameliasburgh, 173,500; Amherst Island, 1,131,400; Anson, Hindon and Minden, 253,000; The Archipelago, 143,000; Armour, 159,000; Arran, 377,600; Artemesia, 433,700; Arthur, 517,700; Ashfield, 385,800; Asphodel, 257,700; Assiginack, 159,300; Atikokan, 1,248,435; Atwood, 163,400; Augusta, 368,000;

Bagot and Blythfield, 332,900; Bangor, Wicklow and McClure, 361,200; Bastard and South Burgess, 298,800; Bathurst, 346,800; Bayham, 396,600; Beckwith, 443,100; Bedford, 198,800; Belmont and Methuen, 234,500;

MINISTRY OF TRANSPORTATION — Continued

Bentinck, 399,300; Biddulph, 172,200; Billings, 375,200; Black River-Matheson, 1,063,094; Blandford-Blenheim, 793,300; Blanshard, 180,300; Bonfield, 312,200; Bosanquet, 647,000; Brant 457,200; Brantford, 548,000; Brethour, 133,400; Brighton, 328,700; Brock, 1,100,200; Bromley, 327,100; Brooke, 618,700; Brougham, 192,400; Bruce, 523,100; Brudenell and Lyndoch, 244,000; Burford, 355,700; Burleigh and Anstruther, 128,000;

Caldwell, 178,500; Caledonia, 304,800; Calvin, 145,700; Cambridge, 368,300; Camden, 266,200; Camden East, 583,700; Caradoc, 491,500; Carden, 195,700; Carling, 127,000; Carlow, 180,600; Carrick, 475,800; Casey, 796,800; Casmir, Jennings and Appleby, 162,700; Cavan, 387,200; Chamberlain, 132,400; Chandos, 131,500; Chapleau, 204,177; Chapman, 240,000; Chapple, 438,400; Charlottenburgh, 572,100; Chatham, 557,000; Chisholm, 351,200; Clarence, 643,900; Clarendon and Miller, 140,000; Clearview, 1,369,175; Colborne, 140,500; Colchester North, 200,700; Colchester South, 260,000; Coleman, 173,219; Collingwood, 457,900; Conmee, 245,900; Cornwall, 310,261; Cramahe, 377,200; Culross, 438,400; Cumberland, 1,403,000;

Darling, 200,000; Dawn, 458,500; Day and Bright Additional, 124,200; Delaware, 216,300; Delhi, 844,943; Denbigh, Abinger and Ashby, 160,400; Derby, 299,400; Dorion, 224,400; Douro, 214,900; Dover, 622,100; Downie, 179,400; Drummond, 312,000; Dummer, 198,000; Dungannon, 125,300; Dunwich, 369,200; Dysart, Bruton, Clyde, Dudley, Eyre, Guilford, 604,371;

East Ferris, 202,500; East Garafraxa, 250,400; East Hawkesbury, 289,900; East Luther, 234,100; East Wawanosh, 215,400; East Williams, 256,000; East Zorra-Tavistock, 385,807; Eastnor, 265,100; Edwardsburgh, 349,300; Egremont, 468,400; Ekfrid, 311,000; Elderslie, 346,400; Eldon, 333,800; Elizabethtown, 493,200; Ellice, 235,500; Elma, 409,500; Elzevir and Grimsthorpe, 209,900; Emily, 396,900; Emo, 234,800; Enniskillen, 574,900; Ennismore, 232,000; Eramosa, 259,500; Erin, 489,000; Ernestown, 460,053; Essa, 692,400; Euphemia, 345,800; Euphrasia, 408,200;

Faraday, 136,500; Fauquier-Strickland, 212,500; Fenelon, 382,500; Finch, 390,200; Front of Leeds and Lansdowne, 237,500; Front of Yonge, 143,200; Fullarton, 192,600;

Galway and Cavendish, 158,500; Georgian Bay, 179,800; Gillies, 127,800; Glackmeyer, 294,000; Glanbrook, 452,700; Glenelg, 494,200; Goderich, 291,200; Golden, 381,000; Gosfield North, 151,800; Gosfield South, 201,500; Goulbourn, 547,299; Grattan, 267,600; Greenock, 417,600; Grey, 417,800; Griffin and Matawatchan, 427,907;

Hagar, 237,600; Hagarty and Richards, 294,100; Haldimand, 636,400; Hallowell, 145,500; Hamilton, 657,600; Harley, 158,300; Harvey, 223,000; Harwich, 607,000; Hay, 208,200; Herschel, 148,000; Hibbert, 246,700; Hillier, 140,700; Himsworth North, 121,348; Himsworth South, 202,300; Hinchinbrooke, 228,600; Holland, 561,100; Hope, 451,000; Hornepayne, 133,640; Horton, 292,700; Howard, 374,200; Howe Island, 149,700; Howick, 499,800; Howland, 195,000; Hullett, 295,200; Humphrey, 158,500; Hungerford, 666,600; Huntingdon, 377,100; Huron, 369,700;

Jocelyn, 124,200; Johnson, 126,600;

Kaladar, Anglesea and Effingham, 207,100; Kennebec, 277,100; Kenyon, 432,600; Keppel, 590,500; Kerns, 997,600; Kincardine, 371,700; King, 956,400; Kingston, 1,771,332; Kinloss, 413,200; Kitley, 270,500;

La Vallee, 202,300; Laird, 146,100; Lake of Bays, 304,500; Lanark, 449,200; Lancaster, 319,800; Lavant, Dalhousie and North Sherbrooke, 462,200; Laxton, Digby and Longford, 128,000; Lindsay, 205,200; Lobo, 384,200; Lochiel, 616,100; Logan, 255,500; London, 463,700; Longueil, 125,400; Loughborough, 273,800;

MacDonald, Meredith and Aberdeen Additional, 187,100; Machar, 141,500; Machin, 131,800; Madoc, 438,800; Maidstone, 357,500; Malahide, 380,900; Malden, 139,000; Manitouwadge, 306,553; Manvers, 433,500; Mariposa, 560,900; Marmora and Lake, 256,400; Maryborough, 227,900; Matilda, 356,700; Mattice-Val Côté, 141,800;

MINISTRY OF TRANSPORTATION — Continued

Mayo, 200,000; McDougall, 179,000; McGarry, 145,400; McGillivray, 323,900; McKellar, 131,000; McKillop, 330,300; McMurrich, 120,300; McNab, 510,200; Melancthon, 629,100; Mersea, 272,500; Metcalfe, 218,200; Michipicoten, 255,708; Minto, 357,000; Mono, 409,300; Montague, 371,100; Monteagle, 269,500; Moonbeam, 182,800; Moore, 430,000; Morley, 169,700; Mornington, 387,300; Morris, 314,200; Mosa, 311,200; Mountain, 454,300; Mulmur, 655,100; Murray, 393,500; Muskoka Lakes, 694,000;

Nakina, 158,610; Neebing, 271,200; Nichol, 206,532; Nipissing, 205,600; Norfolk, 1,298,800; Normanby, 460,200; North Crosby, 166,600; North Dorchester, 314,000; North Dumfries, 315,500; North Easthope, 169,600; North Plantagenet, 336,800; Norwich, 568,427;

O'Connor, 302,700; Olden, 311,000; Oliver, 273,800; Onondaga, 164,500; Ops, 315,800; Oro-Medonte, 1,396,300; Osgoode, 1,162,400; Osnabruck, 486,800; Oso, 241,000; Osprey, 444,200; Otonabee, 468,700; Oxford, 326,500; Oxford-On-Rideau, 290,500;

Paipoonge, 198,000; Pakenham, 229,200; Palmerston and North and South Canonto, 191,400; Peel, 361,100; Percy, 426,900; Perry, 300,500; Petawawa, 143,000; Pilkington, 233,700; Pittsburgh, 281,000; Plummer Additional, 281,100; Plympton, 578,400; Portland 340,000; Proton, 560,100; Puslinch, 249,000;

Raglan, 155,100; Raleigh, 410,200; Rama, 418,600; Ramara, 361,600; Ramsay, 411,200; Ratter and Dunnet, 244,300; Rawdon, 452,600; Rear of Leeds and Lansdowne, 196,800; Rear of Yonge and Escott, 207,200; Red Lake, 268,000; Richmond, 301,700; Rideau, 637,500; Rochester, 148,500; Rolph, Buchanan, Wylie and McKay, 159,500; Romney, 173,900; Ross, 223,700; Roxborough, 586,500; Russell, 509,000; Ryerson, 180,300;

St. Edmunds, 186,471; St. Joseph, 256,800; St. Vincent, 309,200; Sandwich South, 259,500; Sarawak, 289,500; Saugeen, 280,700; Schreiber, 154,667; Scugog, 1,011,054; Sebastopol, 138,900; Severn, 937,000; Seymour, 470,300; Sheffield, 231,400; Sherwood, Jones and Burns, 276,500; Shuniah, 170,900; Sidney, 569,500; Smith, 392,500; Sombra, 506,700; Somerville, 183,300; Sophiasburgh, 121,000; South Algona, 178,200; South Crosby, 212,500; South Dorchester, 200,700; South Dumfries, 243,000; South Easthope, 133,000; South Elmsley, 161,000; South Gower, 122,500; South Plantagenet, 451,600; South-West Oxford, 477,000; Southwold, 335,500; The Spanish River, 831,200; Springer, 182,000; Springwater, 732,587; Stafford, 140,500; Stanhope, 127,900; Stanley, 257,300; Stephen, 239,000; Storrington, 310,900; Strong, 208,000; Sullivan, 548,100; Sydenham, 531,300;

Tay, 748,400; Terrace Bay, 131,000; Thessalon, 268,800; Thurlow, 322,500; Tilbury East, 474,100; Tilbury North, 132,000; Tiny, 742,000; Tuckersmith, 399,300; Tudor and Cashel, 125,000; Turnberry, 346,700; Tyendinaga, 365,300;

Usborne, 194,300; Uxbridge, 1,126,602;

Val Rita-Harty, 146,300; Verulam, 317,000;

Wainfleet, 491,300; Wallace, 202,400; Warwick, 431,300; Wellesley, 363,000; West Carleton, 1,555,000; West Garafraxa, 443,400; West Hawkesbury, 259,700; West Lincoln, 1,026,200; West Luther, 208,400; West Nissouri, 232,500; West Wawanosh, 276,600; West Williams, 146,600; Westmeath, 422,000; Wilberforce, 381,200; Williamsburg, 306,900; Wilmot, 575,035; Winchester, 325,800; Wolfe Island, 232,900; Wolford, 149,700; Wollaston, 152,600; Woolwich, 1,123,800;

Yarmouth, 363,000;

Zorra, 956,900; Accounts under \$120,000—7,179,246.

MINISTRY OF TRANSPORTATION — Concluded

Less: Recoveries from Other Ministries/Agencies (\$2,621,287):

Northern Development and Mines, 2,414,253; Accounts under \$120,000—207,033.

Total Other Payments 1,440,809,051

Statutory (\$39,320)

Ministers' Salary (\$30,051)

Hon. Mike Farnan October 21, 1994 to March 31, 1995 13,405

Hon. Gilles Pouliot April 1, 1994 to October 20, 1994 16,646

Parliamentary Assistant's Salary (\$9,269)

G. Dadamo April 1, 1994 to March 31, 1995 9,269

Summary of Expenditure

Voted

Salaries and Wages	316,422,120
Employee Benefits	57,296,580
Travelling Expenses	13,843,329
Other Payments	1,440,809,051

1,828,371,080

Statutory 39,320

Total Expenditure, Ministry of Transportation \$1,828,410,400

OFFICE RESPONSIBLE FOR WOMEN'S ISSUES

Hon. Marion Boyd, Minister

DETAILS OF EXPENDITURE

Voted

Salaries and Wages (\$6,558,014)

Temporary Help Services (\$221,735):

Management Board Secretariat, 207,230; Accounts under \$50,000—14,505.

Payments to Other Ministries (\$2,850,665):

Ministries: Attorney General, 1,430,754; Citizenship, 149,301; Education and Training, 125,420; Health, 94,221; Solicitor General and Correctional Services, 959,690; Accounts under \$50,000—91,279.

Less: Recoveries from Other Ministries (\$625,225):

Attorney General, 52,925; Citizenship, 72,114; Culture, Tourism and Recreation, 57,297; Education and Training, 138,073; Solicitor General and Correctional Services, 50,968; Accounts under \$50,000—253,848.

Employee Benefits (\$721,940)

Payments for: Canada Pension Plan, 79,372; Dental Plan, 39,620; Employer Health Tax, 80,828; Group Life Insurance, 9,759; Long Term Income Protection, 40,105; Public Service Pension Fund, 37,121; Supplementary Health and Hospital Plan, 39,331; Unemployment Insurance, 132,159; Accounts under \$50,000—528.

Other Benefits: Maternity/Parental/Adoption Leave Allowances, 29,586; Severance Pay, 17,934.

Payments to Other Ministries (\$318,789):

Attorney General, 145,290; Solicitor General and Correctional Services, 119,834; Accounts under \$50,000—53,665.

Less: Recoveries from Other Ministries (\$103,192):

Accounts under \$50,000—103,192.

Travelling Expenses (\$74,719):

Accounts under \$10,000—74,719.

Other Payments (\$14,526,796):

Materials, Supplies, etc. (\$4,450,860):

Geoffrey Roche And Partners, 98,575; MFP Technology Services Ltd., 73,064; Media Buying Services Ltd., 775,379; Ministries: Attorney General, 778,238; Education and Training, 338,052; Management Board Secretariat, 288,290; Solicitor General and Correctional Services, 857,299; Accounts under \$50,000—1,241,963.

Grants, Subsidies, etc. (\$10,075,936):

Ministries: Attorney General, 208,095; Citizenship, 1,379,851; Community and Social Services, 1,766,965; Education and Training, 1,685,600; Francophone Affairs, 176,290; Health, 1,009,642; Northern Developments and Mines, 352,832; Solicitor General and Correctional Services, 1,200,792; Accounts under \$120,000—2,295,869.

Total Other Payments 14,526,796

OFFICE RESPONSIBLE FOR WOMEN'S ISSUES — Concluded

Statutory (\$Nil)

Minister's Salary (\$Nil)

Hon. M. Boyd April 1, 1994 to March 31, 1995 Nil

Summary of Expenditure

Voted

Salaries and Wages	6,558,014
Employee Benefits	721,940
Travelling Expenses	74,719
Other Payments	14,526,796
Total Expenditure, Office Responsible for Women's Issues	\$21,881,469