



Ex libris  
UNIVERSITATIS  
ALBERTAENSIS



High Level

BOOK BINDERY LTD.

10372 - 60 Ave., Edmonton

"THE HIGHEST LEVEL OF  
CRAFTSMANSHIP"



UNIVERSITY OF ALBERTA

JUL 28 1978

GOVERNMENT  
PUBLICATIONS



Digitized by the Internet Archive  
in 2017 with funding from  
University of Alberta Libraries





Rebind .....

Bind ..... ✓

Case .....

Checkbind .....

Perma-Bind .....

Reletter .....

## COLOR

No. ....

455

(Follow exact wording and arrangement)

Standard ..... ✓

As Rub .....

Hand Sew .....

Do Not Trim .....

## OTHER DIRECTIONS

Alberta  
 =  
 Dept. of  
 Treasury  
 =  
 Public  
 accounts  
 =

1972-73

5529

④

STYLE

BINDERY — Spine Slip

INSTRUCTIONS

Doc



A L B E R T A

DEPT. OF TREASURY

PUBLIC ACCOUNTS

1972-73



# PUBLIC ACCOUNTS

OF THE

## PROVINCE OF ALBERTA

FOR THE

YEAR ENDED MARCH 31

1972

---

PRINTED BY ORDER OF THE LEGISLATIVE ASSEMBLY

---



EDMONTON, ALBERTA

Printed by L. S. WALL, Printer to the Queen's Most Excellent Majesty

1 9 7 2

*Sessional No. 1*

UNIVERSITY  
OF ALBERTA LIBRARY

To His Honour,  
GRANT MACÉWAN,  
*Lieutenant Governor of Alberta*

MAY IT PLEASE YOUR HONOUR,

The undersigned has the honour to transmit herewith the Public Accounts of the Province of Alberta for the year ended March 31, 1972.

Respectfully submitted,  
G. T. W. MINIELY  
*Provincial Treasurer*

Treasury Department  
Edmonton, August 30, 1972

RECEIVED  
TREASURY DEPARTMENT  
EDMONTON ALBERTA 10





GOVERNMENT OF THE PROVINCE OF ALBERTA  
PUBLIC ACCOUNTS

TABLE OF CONTENTS

Statement No.		Page
	STATEMENTS SHOWING THE POSITION OF THE PROVINCE INCLUDING ALL ITS ACTIVITIES	
	REPORT .....	12
	BALANCE SHEET:	
1	Consolidated balance sheet .....	22
2	Schedules to consolidated balance sheet .....	25
3	Accounts payable .....	39
	REVENUE AND EXPENDITURE:	
4	Statement showing sources and disposition of funds, income and capital account .....	40
5	Summarized statement of revenue and expenditure, income account .....	43
6	Summarized statement of revenue and expenditure, capital account .....	44
7	Comparative statement of gross revenue and expenditure, classified by sources and nature .....	47
8	Expenditure classified by character and departments .....	63
9	Cash receipts and payments .....	65
10	Special warrants .....	66
11	Travelling expenses of public servants, analyzed by departments .....	70
	BONDED DEBT:	
12	Summary of transactions, funded debt .....	71
13	Funded debt, showing dates of maturity .....	73
14	Statement of funded debt included in 1945 debt reorganization program .....	74
	Special Investment Fund:	
15	Statement of transactions .....	76
	Note to the statement of transactions .....	77
16	Details of indirect liabilities .....	78
	CUMULATIVE RESULTS OF OPERATIONS TO MARCH 31, 1972:	
17	Surplus or deficit on general revenue income account, 1905 to 1971-72 .....	79
18	Net funded debt, 1905 to 1971-72 .....	80
19	Gross funded debt and indirect liabilities, 1905 to 1971-72 .....	81
20	Gross funded debt, showing amounts issued, redeemed and outstanding, 1905 to 1971-72 .....	82
21	Comparative statement of net funded and unfunded debt and indirect liabilities .....	83
22	Comparative statement of revenue on income account .....	84
23	Comparative statement of expenditure on income account .....	85
	SPECIAL STATEMENTS COVERING THE OPERATIONS OF THE VARIOUS DEPARTMENTS AND ORGANIZATION UNITS FOR THE YEAR ENDED MARCH 31, 1972	
	AGRICULTURE:	
24	Expenditure by appropriations, showing amounts unexpended or over-expended .....	86
25	Expenditure, income and capital accounts, classified by appropriations and character .....	89
26	Cash collected on income and capital accounts .....	92
	<i>Horned Cattle Purchases Act Trust Account:</i>	
27	Balance Sheet .....	94
28	Statement of revenue and expenditure .....	95
	Notes to the financial statements .....	95
	<i>Wheat Board Money Trust Account:</i>	
29	Balance Sheet .....	96
30	Statement of revenue and expenditure .....	96
	<i>Alberta Hail and Crop Insurance Corporation:</i>	
31	Balance Sheet .....	97
32	Statement of reserve fund—crop insurance .....	98
33	Statement of general reserve—hail insurance .....	98
34	Statement of revenue and expenditure—crop insurance .....	99
35	Statement of revenue and expenditure—hail insurance .....	99
36	Statement of administration expenses—crop insurance .....	100
37	Statement of administration expense—hail insurance .....	100
	Notes to the financial statements .....	101
	<i>Bow River Irrigation District:</i>	
38	Balance Sheet .....	102
39	Statement of irrigation works .....	103
40	Statement of cost sharing agreement reserve .....	103
41	Statement of capital surplus .....	104
42	Statement of revenue and expenditure .....	104
43	Maintenance and operation expense .....	105
44	Statement of administration and general expense .....	105
	Notes to the financial statements .....	106

# CONTENTS—Continued

Statement No.		Page
	<i>Irrigation Land Manager:</i>	
45	Balance Sheet	107
46	Net advances by Province of Alberta	108
47	Advances under appropriation of the Legislature	108
	Notes to the financial statements	109
	<i>St. Mary River Irrigation District:</i>	
48	Balance Sheet	110
49	Statement of irrigation works reserve	111
50	Statement of cost sharing agreement reserve	111
51	Statement of capital surplus	112
52	Statement of revenue and expenditure	112
53	Maintenance and operation expense	113
54	Administration and general expense	113
55	Analysis of revenue and expenditure	114
	Notes to the financial statements	115
	<b>ATTORNEY GENERAL:</b>	
56	Expenditure by appropriations, showing amounts unexpended or over-expended	116
57	Expenditure, income account, classified by appropriations and character	119
58	Cash collected on income account	121
59	Expenditure on supreme and district courts and sheriff's offices	123
	<i>Public Trustee:</i>	
60	Balance Sheet	124
61	Consolidated investment fund, statement of earnings	125
	Notes to the financial statements	125
62	<i>Alberta Racing Commission:</i>	
	Statement of revenue and expenditure	126
	<b>EDUCATION:</b>	
63	Expenditure by appropriations, showing amounts unexpended or over-expended	128
64	Expenditure, income account, classified by appropriations and character	131
65	Cash collected on income account	133
	<i>School Book Branch:</i>	
66	Balance Sheet	134
67	Statement of operations	135
	Notes to the financial statements	136
68	<i>School Foundation Program Fund:</i>	
	Statement of operations	137
	<b>EXECUTIVE COUNCIL:</b>	
69	Expenditure by appropriations, showing amounts unexpended or over-expended	138
70	Expenditure, income and capital accounts, classified by appropriations and character	141
71	Cash collected on income account	144
72	Expenditure under The Election Act	146
73	Public Service Pension Act	148
74	Local Authorities Pension Act	149
75	The M.L.A. Pension Act	150
	<i>Energy Resources Conservation Board:</i>	
76	Balance Sheet	151
77	Statement of revenue and expenditure, oil, gas and administrative departments	152
78	Statement of revenue and expenditure, coal department	153
79	Statement of revenue and expenditure, hydro and electric energy department	154
80	Statement of revenue and expenditure, pipe line department	155
	Notes to the financial statements	155
	<i>Workmen's Compensation Board:</i>	
81	Balance Sheet	156
82	Statement of transactions and changes in operating reserve	157
83	Statement of transactions on behalf of self-insurers	158
84	Provisional financial statement by classes	160
85	Statement of transactions in respect of prior years, by classes	162
86	Statement of administrative, general and accident prevention expenses	164
87	Statement of estimated liability for future claims costs	165
88	Statement of pension liability funded	165
89	Statement of reserves for specific claims costs	166
90	Rehabilitation clinic	167
	Notes to the financial statements	168
	<b>HIGHWAYS AND TRANSPORT DEPARTMENT:</b>	
91	Expenditure by appropriations, showing amounts unexpended or over-expended	170
92	Expenditure, income and capital accounts, classified by appropriations and character	173
93	Cash collected on income and capital accounts	176

# CONTENTS—Continued

Statement No.		Page
	<i>Stock Advance:</i>	
94	Balance Sheet .....	177
95	Statement of operations .....	178
96	Expenditure on maintenance and construction of bridges .....	179
97	Grants for district highways and local roads .....	181
98	Expenditure on maintenance and construction of main and secondary highways .....	182
99	Expenditure on operation, maintenance and construction of ferries .....	186
	<b>INDUSTRY AND TOURISM:</b>	
100	Expenditure by appropriations, showing amounts unexpended or over-expended .....	187
101	Expenditure, income account, classified by appropriations and character .....	188
102	Cash collected on income account .....	189
	<i>Alberta Commercial Corporation:</i>	
103	Balance Sheet .....	190
104	Statement of revenue and expenditure .....	191
	Notes to the financial statements .....	192
	<i>Alberta Industrial Incentives Board:</i>	
105	Balance Sheet .....	193
106	Statement of revenue and expenditure .....	193
	Notes to the financial statements .....	194
	<b>LABOUR:</b>	
107	Expenditure by appropriations, showing amounts unexpended or over-expended .....	195
108	Expenditure, income account, classified by appropriations and character .....	197
109	Cash collected on income account .....	199
	<b>LANDS AND FORESTS:</b>	
110	Expenditure by appropriations, showing amounts unexpended or over-expended .....	200
111	Expenditure, income and capital accounts, classified by appropriations and character .....	203
112	Cash collected on income and capital accounts .....	206
	<i>Eastern Rockies Forest Conservation Board:</i>	
113	Balance Sheet .....	207
114	Statement of maintenance expenditure .....	208
115	Statement of equity .....	209
	Notes to the financial statements .....	209
	<b>LEGISLATION:</b>	
116	Expenditure by appropriations, showing amounts unexpended or over-expended .....	210
117	Expenditure, income and capital accounts, classified by appropriations and character .....	211
118	Cash collected on income account .....	212
	<b>MINES AND MINERALS:</b>	
119	Expenditure by appropriations, showing amounts unexpended or over-expended .....	213
120	Expenditure, income account, classified by appropriations and character .....	215
121	Cash collected on income account .....	217
	<b>MUNICIPAL AFFAIRS:</b>	
122	Expenditure by appropriations, showing amounts unexpended or over-expended .....	218
123	Expenditure, income account, classified by appropriations and character .....	219
124	Cash collected on income account .....	221
	<i>Improvement Districts' Trust Account "A":</i>	
125	Balance Sheet .....	222
126	Detailed statement of receipts and payments and surplus .....	223
	Notes to the financial statements .....	225
	<i>Special Areas Board:</i>	
127	Balance Sheet .....	226
128	Statement of revenue and expenditure .....	228
	Notes to the financial statements .....	230
	<i>Alberta Housing Corporation:</i>	
129	Balance Sheet .....	231
130	Statement of revenue and expenditure .....	232
131	Statement of investments in projects .....	233
132	Statement of fixed assets .....	234
133	Statement of long term debt .....	235
	Notes to the financial statements .....	236
	<b>PROVINCIAL SECRETARY:</b>	
134	Expenditure by appropriations, showing amounts unexpended or over-expended .....	237
135	Expenditure, income account, classified by appropriations and character .....	238

# CONTENTS—Continued

Statement No.	Page
<b>PUBLIC DEBT:</b>	
136 Expenditure by appropriations, showing amounts unexpended or over-expended .....	239
137 Expenditure, income account, classified by appropriations and character .....	240
138 Cash collected on capital account .....	240
<b>HEALTH AND SOCIAL DEVELOPMENT:</b>	
139 Expenditure by appropriations, showing amounts unexpended or over-expended .....	242
140 Expenditure, income and capital accounts, classified by appropriations and character .....	245
141 Cash collected on income and capital accounts .....	249
142 Hospitals under the Mental Health Act: .....	253
Alberta Hospital, Ponoka .....	
Alberta Hospital, Edmonton .....	
Alberta Hospital, Claresholm .....	
Alberta Hospital, Raymond .....	
Rosehaven, Camrose .....	
Alberta School Hospital, Red Deer .....	
Deerhome, Red Deer .....	
Linden House, Red Deer .....	
143 Baker Memorial Sanatorium .....	255
<i>Alberta Alcoholism and Drug Abuse Commission:</i>	
144 Balance Sheet .....	256
145 Statement of revenue and expenditure .....	257
Notes to the financial statements .....	257
<i>Alberta Health Care Insurance Commission:</i>	
146 Balance Sheet .....	258
147 Statement of surplus .....	259
148 Statement of revenue and expenditure .....	259
149 Statement of administration and general expense .....	260
150 Statement of receipts and payments .....	260
Notes to the financial statements .....	261
<i>Alberta Hospital Services Commission:</i>	
151 Balance Sheet .....	262
152 Statement of receipts and payments .....	263
153 Statement of administration expenses .....	264
Notes to the financial statements .....	264
<i>Foothills Provincial General Hospital Board:</i>	
154 Balance Sheet .....	266
155 Statement of revenue surplus .....	268
156 Statement of capital surplus .....	268
157 Statement of ancillary operations and donations trust account .....	268
158 Statement of revenue and expenditure .....	269
159 Statement of long term debt .....	270
160 Statement of buildings and grounds .....	270
161 Statement of special services revenue .....	271
162 Statement of salaries and wages .....	272
163 Statement of supplies and direct expenses .....	273
164 Statement of administration and plant operation expense .....	274
Notes to the financial statements .....	275
<i>Glenrose Provincial General Hospital Board:</i>	
165 Balance Sheet .....	276
166 Statement of revenue surplus .....	277
167 Statement of capital surplus .....	277
168 Statement of revenue and expenditure .....	278
169 Statement of long term debt .....	279
170 Statement of special services revenue .....	279
171 Statement of salaries and wages .....	280
172 Statement of supplies and direct expenses .....	281
173 Statement of administration and plant operation expense .....	282
Notes to the financial statements .....	283
<i>University of Alberta Hospital Board:</i>	
174 Balance Sheet .....	284
175 Statement of revenue surplus .....	286
176 Statement of capital surplus .....	286
177 Statement of revenue and expenditure .....	287
178 Statement of special services revenue .....	288
179 Statement of salaries and wages .....	289
180 Statement of supplies and direct expenses .....	290
181 Statement of administration and plant operation expense .....	291
182 Statement of research expenditure and recoveries .....	292
Notes to the financial statements .....	293



# CONTENTS—Continued

Statement No.		Page
	<i>Provincial Cancer Hospitals Board:</i>	
183	Balance Sheet .....	294
184	Statement of revenue surplus .....	295
185	Statement of capital surplus .....	295
186	Statement of revenue and expenditure .....	296
187	Statement of special services revenue .....	297
188	Statement of salaries, wages and fees .....	297
189	Statement of supplies and direct expenses .....	298
190	Statement of administration and plant operation expenses .....	299
	Notes to the financial statements .....	300
	<b>PUBLIC WORKS:</b>	
191	Expenditure by appropriations, showing amounts unexpended or over-expended .....	301
192	Expenditure, income and capital accounts, classified by appropriations and character .....	302
193	Cash collected on income and capital accounts .....	304
194	Expenditure on maintenance, additions, furnishings and construction of public buildings, institutions and power plants .....	305
	<i>Stock Advance:</i>	
195	Balance Sheet .....	307
196	Statement of operations .....	308
	<b>TREASURY:</b>	
197	Expenditure by appropriations, showing amounts unexpended or over-expended .....	310
198	Expenditure, income and capital accounts, classified by appropriations and character .....	313
199	Cash collected on income and capital accounts .....	315
	<i>Alberta Liquor Control Board:</i>	
200	Balance Sheet .....	317
201	Statement of profit and loss .....	318
202	Cost of goods sold .....	319
203	Stores' profit and loss statement .....	320
204	Stores' expenses .....	324
205	Administration and general and warehouse expense .....	327
206	License expense .....	328
	Notes to the financial statements .....	328
	<i>Treasury Branches Deposits Fund:</i>	
207	Balance Sheet .....	330
208	Statement of revenue and expenditure .....	332
	Notes to the financial statements .....	333
	<i>Retirement Annuities Fund:</i>	
209	Balance Sheet .....	334
210	Statement of operations .....	335
	<i>Queen's Printer's Advance:</i>	
211	Balance Sheet .....	336
212	Statement of operations .....	337
	<i>Alberta Investment Fund:</i>	
213	Balance Sheet .....	338
214	Statement of revenue and expenditure .....	339
	Notes to the financial statements .....	339
	<i>Alberta Municipal Financing Corporation:</i>	
215	Balance Sheet .....	340
216	Statement of revenue and expenditure .....	341
217	Statement of debenture debt .....	342
	Notes to the financial statements .....	343
	<i>Alberta Resources Railway Corporation:</i>	
218	Balance Sheet .....	344
219	Statement of revenue and expenditure .....	345
220	Statement of debenture debt .....	345
	Notes to the financial statements .....	346
221	Municipal Land Loans Act, statement of loans .....	347
	<i>Alberta Industrial Corporation:</i>	
222	Balance Sheet .....	348
223	Statement of revenue and expenditure .....	349
	Notes to the financial statements .....	349
224	Expenditure from appropriation No. 2703—"Unforeseen and Unprovided for" .....	350
225	Funds raised under Sec. 17, Chapter 30, The Financial Administration Act .....	350
226	Remissions .....	351

# CONTENTS—Continued

Statement No.		Page
	<b>CULTURE, YOUTH AND RECREATION:</b>	
227	Expenditure by appropriations, showing amounts unexpended or over-expended .....	352
228	Expenditure, income account, classified by appropriations and character .....	353
229	Cash collected on income account .....	355
	<i>Jubilee Auditoriums:</i>	
230	Comparative statement of revenue and expenditure .....	356
	<i>Glenbow-Alberta Institute:</i>	
231	Consolidated balance sheet .....	358
232	Consolidated statement of surplus .....	360
233	Consolidated statement of income and expenditure .....	360
234	Consolidated statement of source and application of funds .....	361
235	Consolidated statement of operating expenses .....	361
	Notes to consolidated financial statements .....	362
	<b>THE ENVIRONMENT:</b>	
236	Expenditure by appropriations, showing amounts unexpended or over-expended .....	363
237	Expenditure, income and capital accounts, classified by appropriations and character .....	364
238	Cash collected on income and capital accounts .....	366
	<i>Environment Conservation Authority:</i>	
239	Statement of operations .....	367
	<b>ADVANCED EDUCATION:</b>	
240	Expenditure by appropriations, showing amounts unexpended or over-expended .....	368
241	Expenditure, income and capital accounts, classified by appropriations and character .....	371
242	Cash collected on income account .....	373
	<i>The Alberta Universities Commission:</i>	
243	Balance Sheet .....	374
244	Statement of revenue and expenditure .....	376
245	Statement of trust fund operations .....	377
	Notes to the financial statements .....	378
	<i>The Alberta Colleges Commission:</i>	
246	Balance Sheet .....	379
247	Statement of revenue and expenditure .....	380
248	Statement of trust fund operations .....	381
	Notes to the financial statements .....	381
	<i>Athabasca University Governing Authority:</i>	
249	Balance Sheet .....	382
250	Statement of development expense .....	382
251	Statement of administration and site expense .....	383
	Notes to the financial statements .....	383
	<i>The University of Alberta:</i>	
252	Balance Sheet .....	384
253	Statement of operating surplus .....	386
254	Statement of capital provided by the Province .....	386
255	Statement of capital surplus .....	387
256	Statement of revenue and expense .....	388
257	Statement of reserves .....	389
258	Statement of long term debt .....	390
259	Statement of academic pension fund operations .....	391
	Notes to the financial statements .....	392
	<i>The University of Calgary:</i>	
260	Balance Sheet .....	394
261	Statement of capital provided by the Province .....	396
262	Statement of capital surplus .....	396
263	Statement of revenue and expense .....	397
264	Statement of long term debt .....	398
265	Sinking fund balance sheet .....	399
	<i>Banff School of Fine Arts:</i>	
266	Balance Sheet .....	400
267	Statement of revenue and expense .....	402
268	Statement of long term debt .....	402
269	Statement of reserves .....	403
	Notes to the financial statements .....	403
	<i>The University of Lethbridge:</i>	
270	Balance Sheet .....	404
271	Statement of capital surplus .....	405
272	Statement of revenue and expense .....	406
	Notes to the financial statements .....	406



# CONTENTS—Continued

Statement No.		Page
	<b>FEDERAL AND INTERGOVERNMENTAL AFFAIRS:</b>	
273	Expenditure by appropriations, showing amounts unexpended or over-expended .....	407
274	Expenditure, income account, classified by appropriations and character .....	408
	<b>TELEPHONES:</b>	
275	Expenditure by appropriations, showing amounts unexpended or over-expended .....	409
276	Expenditure, income account, classified by appropriations and character .....	410
	<i>Alberta Government Telephones Commission:</i>	
227	Balance Sheet .....	412
278	Surplus account .....	414
279	Statement of income .....	414
280	Statement of long term debt .....	415
281	Statement of source and application of funds .....	416
	Pension and death benefit fund:	
282	Balance Sheet .....	417
283	Statement of operations .....	418
	Notes to the financial statements .....	419
	<b>CASH PAYMENTS ON INCOME AND CAPITAL ACCOUNTS</b>	
284	Summary of cash payments, income and capital .....	423
285	Payments to members of the Legislative Assembly and members of the Executive Council .....	424
286	Payments under the Public Service Pension Act .....	426
287	Payments under the Local Authorities Pension Act .....	436
288	Payments under the M.L.A. Pension Act .....	444
289	Payments to municipalities, individuals, firms and corporations .....	445

THE HONOURABLE G. T. W. MINIELY,  
Provincial Treasurer of Alberta

SIR:

I have the honour to submit the Public Accounts for the year ended March 31, 1972.

The accounts are arranged to show:

- (a) The financial position of the Province, including all its activities as at March 31, 1972.
- (b) Revenue and expenditure for the fiscal year 1971-72.
- (c) Net funded debt as at March 31, 1972.
- (d) Cumulative results of operations to March 31, 1972.
- (e) Operation of the various departments for the fiscal year 1971-72.
- (f) The financial position of utilities or services under boards, commissions or other statutory authority.
- (g) Details of payments from the General Revenue Fund.

The following report on the accounts for the year is submitted herewith:

RESULT OF OPERATIONS

Financial results for the fiscal year ended March 31, 1972, as compared with the previous year are summarized below:

General Revenue Fund:

Particulars	Year ended March 31,		Increase or *decrease
	1972	1971	
Income Account:			
Revenue .....	\$ 1,068,905,805.88	\$ 958,051,194.28	\$ 110,854,611.60
Expenditure .....	1,044,628,526.09	929,113,774.91	115,514,751.18
Income surplus .....	<u>\$ 24,277,279.79</u>	<u>\$ 28,937,419.37</u>	<u>\$ 4,660,139.58*</u>

The disposition of the income surplus is shown in the following summary of source and disposition of funds:

Source of funds:			
Income surplus .....	\$ 24,277,279.79	\$ 28,937,419.37	\$ 4,660,139.58*
Capital receipts:			
Working advances .....	\$ 23,268,074.55	\$ 22,258,792.72	\$ 1,009,281.83
Loans and advances .....	17,344,099.20	34,676,764.82	17,332,665.62*
Refunds of expenditure .....	13,438,728.17	5,740,749.64	7,697,978.53
Sale of assets .....	1,814,142.02	1,616,573.83	197,568.19
Miscellaneous .....	549,188.23	90,826.46	458,361.77
	<u>\$ 56,414,232.17</u>	<u>\$ 64,383,707.47</u>	<u>\$ 7,969,475.30*</u>
	<u>\$ 80,691,511.96</u>	<u>\$ 93,321,126.84</u>	<u>\$ 12,629,614.88*</u>

Disposition of funds:

Capital expenditure:

Public buildings and equipment .....	\$ 98,312,409.93	\$ 92,173,092.23	\$ 6,139,317.70
Highways and bridges .....	56,726,205.17	46,924,090.70	9,802,114.47
Loans and advances .....	22,022,806.94	20,378,751.63	1,644,055.31
Working advances .....	24,704,422.49	23,954,091.71	750,330.78
Public domain .....	11,374,185.15	5,683,977.71	5,690,207.44
Public works .....	5,391,213.53	4,715,185.59	676,027.94
Miscellaneous .....	557,863.71	319,297.08	238,566.63

\$ 219,089,106.92      \$ 194,148,486.65      \$ 24,940,620.27

Deficit .....

\$ 138,397,594.96      \$ 100,827,359.81      \$ 37,570,235.15

## RESULT OF OPERATIONS—Continued

Particulars	Year ended March 31, 1972                      1971		Increase or *decrease
Accounted for by:			
Increase or †decrease in accounts payable .....	\$ 20,145,401.99	\$ † 1,914,416.56	\$ 22,059,818.55
Sale of investments, net, Special Investment Fund .....	16,033,548.45	19,832,908.76	3,799,360.31*
Proceeds of debenture issues .....	102,625,000.00	68,810,000.00	33,815,000.00
	<u>\$ 138,803,950.44</u>	<u>\$ 86,728,492.20</u>	<u>\$ 52,075,458.24</u>
Increase or †decrease of cash in banks and treasury branches .....	\$ 406,355.48	\$ † 14,098,877.61	\$ 14,505,233.09
Redemption of savings certificate .....		10.00	10.00*
	<u>\$ 406,355.48</u>	<u>\$ † 14,098,867.61</u>	<u>\$ 14,505,223.09</u>
	<u>\$ 138,397,594.96</u>	<u>\$ 100,827,359.81</u>	<u>\$ 37,570,235.15</u>
Financial results for the year ended March 31, 1972, as compared with the estimates are summarized hereunder:			
Particulars	Actual	Estimates	Over or *under estimates
Revenue:			
Income account .....	\$1,068,905,805.88	\$1,009,501,500.00	\$ 59,404,305.88
Capital account (including gross statutory receipts) .....	56,414,232.17	53,779,650.00	2,634,582.17
	<u>\$1,125,320,038.05</u>	<u>\$1,063,281,150.00</u>	<u>\$ 62,038,888.05</u>
Expenditure:			
Income account .....	\$1,044,628,526.09	\$1,009,185,700.00	\$ 35,442,826.09
Capital account (including gross statutory payments) .....	219,089,106.92	220,362,240.00	1,273,133.08*
	<u>\$1,263,717,633.01</u>	<u>\$1,229,547,940.00</u>	<u>\$ 34,169,693.01</u>
Deficit .....	<u>\$ 138,397,594.96</u>	<u>\$ 166,266,790.00</u>	<u>\$ 27,869,195.04*</u>

In arriving at the operating results of the General Revenue Fund, revenues are reported on a cash basis, being the actual receipts in cash within the fiscal period, whereas expenditures include liabilities incurred but not paid at the end of the fiscal year. In other words, revenues exclude accounts receivable but expenditures include accounts payable.

The operating results and the financial position of the Province are subject to the undernoted qualifications:

- (a) As at March 31, 1972, unmatured debentures aggregating \$2,700.00 had not been surrendered for exchange under the provisions of the 1945 debt reorganization program. Interest thereon has been charged to expenditure at the rates provided by the program. No interest has been provided subsequent to June 1, 1945, in respect to matured debentures. As at March 31, 1972, matured debentures aggregating \$9,160.00 had not been surrendered for redemption under the 1945 debt reorganization program.
- (b) Under provisions of the Public Service Pension Act, The Local Authorities Pension Act and The M.L.A. Pension Act all contributions are credited as revenue to the General Revenue Fund of the Province and payments required under the Acts are made through appropriations therefrom. The payment of all benefits under the Acts is guaranteed by the Government of the Province of Alberta. The pension plans are therefore on a current cost basis and no liability is shown in the attached Balance Sheet in respect to present or future benefits payable under the Acts. An actuarial survey is required to determine the Province's liability under the Acts.
- (c) The Province has undertaken to match gifts collected for capital fund purposes of the three Alberta universities. The Province has provided funds as matching grants with the exception of an amount of \$2,815,000.00 representing collections held as at March 31, 1972 by the three universities and The Three Alberta Universities Capital Fund Committee. The Province has an obligation not reflected in the attached Balance Sheet to provide matching grants when these funds are expended on capital projects. The Province has also a contingent liability in respect of pledges received by the committee and outstanding at the end of the Province's fiscal year.
- (d) Earnings of the Treasury Branches Deposits Fund were under-remitted in an amount of \$921,889.50. (Statement No. 207).
- (e) Earnings of the Alberta Liquor Control Board were under-remitted in an amount of \$392,762.33. (Statement No. 200).
- (f) On July 11, 1972, the Alberta Opportunity Company requested the Province to implement its guarantee under The Native Co-operative Guarantee Act to its predecessor company the Alberta Commercial Corporation in respect to loans, including accrued interest to June 30, 1972, aggregating \$1,680,492.52. No liability is shown in the attached Balance Sheet in regard to this guarantee.
- (g) The accounts of Crown Corporations, Boards, Commissions and other agencies are, with the exception of the Alberta Liquor Control Board, reflected in the Consolidated Balance Sheet of the Province only to the extent of advances by the Provincial Treasurer.

## REVENUE AND EXPENDITURE, INCOME ACCOUNT

Actual results as compared with the estimates were as follows:

Particulars	Actual	Estimates	Over estimates
Revenue .....	\$1,068,905,805.88	\$1,009,501,500.00	\$ 59,404,305.88
Expenditure .....	1,044,628,526.09	1,009,185,700.00	35,442,826.09
Income surplus .....	\$ 24,277,279.79	\$ 315,800.00	\$ 23,961,479.79

Revenue and expenditure on income account are classified and summarized hereunder:

REVENUE			
Particulars	Actual	Estimates	Over or *under estimates
Subsidies .....	\$ 3,007,975.00	\$ 3,008,000.00	\$ 25.00*
Federal-Provincial Fiscal Arrangements .....	8,570,000.00	8,000,000.00	570,000.00
Taxes .....	372,535,713.98	352,807,250.00	19,728,463.98
Licenses .....	29,782,701.80	29,604,935.00	177,766.80
Fees .....	299,809,025.62	298,887,840.00	921,185.62
Fines and penalties .....	3,674,680.96	3,400,000.00	274,680.96
Profits from trading activities .....	63,939,773.66	61,300,000.00	2,639,773.66
Miscellaneous .....	689,896.37	770,030.00	80,133.63*
Refunds of expenditure .....	239,050,610.84	203,326,180.00	35,724,430.84
From revenue-producing assets .....	23,392,786.13	28,637,265.00	5,244,478.87*
Pension acts .....	24,452,641.52	19,760,000.00	4,692,641.52
	<u>\$1,068,905,805.88</u>	<u>\$1,009,501,500.00</u>	<u>\$ 59,404,305.88</u>

EXPENDITURE			
Particulars	Actual	Estimates	Over or *under estimates
Debt charges .....	\$ 16,741,046.56	\$ 14,819,785.00	\$ 1,921,261.56
Education .....	357,916,581.57	372,218,500.00	14,301,918.43*
Legislation .....	1,741,268.98	1,065,187.00	676,081.98
General government .....	65,226,144.60	64,039,534.00	1,186,610.60
Miscellaneous .....	40,379,708.20	35,586,225.00	4,793,483.20
Administration of justice .....	26,065,570.88	24,654,855.00	1,410,715.88
Agriculture .....	14,343,351.26	13,970,250.00	373,101.26
Public domain, research and development .....	53,932,701.61	49,964,015.00	3,968,686.61
Public welfare, institutions and charitable grants .....	417,143,471.91	385,225,099.00	31,918,372.91
Highways, bridges and ferries .....	50,707,034.54	47,100,250.00	3,606,784.54
Commissions and fines paid to municipalities and refunds .....	431,645.98	542,000.00	110,354.02*
	<u>\$1,044,628,526.09</u>	<u>\$1,009,185,700.00</u>	<u>\$ 35,442,826.09</u>

The following table shows classified revenue and expenditure on a per capita and a percentage basis:

Revenue			
Particulars	Per Capita	Percent. of revenue	
Subsidies .....	\$ 1.82	.28%	
Federal-Provincial Fiscal Arrangements .....	5.19	.80	
Taxes .....	225.77	34.86	
Licenses .....	18.05	2.79	
Fees .....	181.70	28.05	
Fines and penalties .....	2.23	.34	
Profits from trading activities .....	38.75	5.98	
Miscellaneous .....	.41	.06	
Refunds of expenditure .....	144.87	22.36	
From revenue-producing assets .....	14.17	2.19	
Pension acts .....	14.81	2.29	
	<u>\$ 647.77</u>	<u>100.00%</u>	

## REVENUE AND EXPENDITURE, INCOME ACCOUNT—Continued

## Expenditure

Particulars	Per Capita	Percent. of revenue	Percent. of expenditure
Debt charges .....	\$ 10.14	1.57%	1.60%
Education .....	216.91	33.48	34.26
Legislation .....	1.05	.16	.17
General government .....	39.53	6.10	6.24
Miscellaneous .....	24.47	3.78	3.87
Administration of justice .....	15.79	2.44	2.50
Agriculture .....	8.69	1.34	1.37
Public domain, research and development .....	32.68	5.05	5.16
Public welfare, institutions and charitable grants .....	252.81	39.03	39.94
Highways, bridges and ferries .....	30.73	4.74	4.85
Commissions and fines paid to municipalities and refunds .....	.26	.04	.04
	<u>\$ 633.06</u>	<u>97.73%</u>	<u>100.00%</u>
Surplus .....	14.71	2.27	
	<u>\$ 647.77</u>	<u>100.00%</u>	

Population, estimated by Statistics Canada, 1,650,000 as at April 1, 1972.

## Revenue

Actual revenue amounted to .....	\$1,068,905,805.88
Revenue for the year was estimated at .....	1,009,501,500.00
Increase to be accounted for .....	<u>\$ 59,404,305.88</u>

	Actual	Estimates	Increases
Increase accounted for as follows:			
Gasoline and fuel oil tax .....	\$ 83,700,217.75	\$ 80,500,000.00	\$ 3,200,217.75
Income Tax Act .....	260,120,601.74	242,000,000.00	18,120,601.74
Coal mining, fees and rentals .....	1,956,423.99	800,000.00	1,156,023.99
Petroleum and natural gas, fees and rentals .....	71,346,061.94	58,000,000.00	13,346,061.94
Petroleum and natural gas, royalties .....	174,637,712.35	170,000,000.00	4,637,712.35
Profits from trading activities .....	63,939,773.66	61,300,000.00	2,639,773.66
Government of Canada:			
Canada assistance plan .....	47,235,124.72	37,942,000.00	9,293,124.72
Hospital insurance .....	102,468,661.71	81,802,770.00	20,665,891.71
Post-secondary education .....	61,403,953.00	58,160,000.00	3,243,953.00
Relocation of Highway No. 2 .....	2,000,000.00	1,000,000.00	1,000,000.00
Training of manpower .....	8,878,171.00	7,700,000.00	1,178,171.00
Local Authorities Pension Act .....	12,844,008.96	9,700,000.00	3,144,008.96
Public Service Pension Act .....	11,542,157.85	10,000,000.00	1,542,157.85
Miscellaneous increases, net .....			6,953,287.31
			<u>\$ 90,120,985.98</u>

	Actual	Estimates	Decreases
Less: Decreases:			
Government of Canada, share of income tax, public utility corporations .....	\$ 5,268,133.00	\$ 8,000,000.00	\$ 2,731,867.00
Petroleum and natural gas, sale of Crown reserve leases and reservations .....	21,070,186.90	41,400,000.00	20,329,813.10
Government of Canada:			
Human resources projects .....		1,575,000.00	1,575,000.00
Interest on advances to Alberta Resources Railway Corporation .....		6,080,000.00	6,080,000.00
			<u>\$ 30,716,680.10</u>
Revenue in excess of estimates .....			<u>\$ 59,404,305.88</u>



## REVENUE AND EXPENDITURE, INCOME ACCOUNT—Continued

<i>Expenditure</i>			
Actual expenditure amounted to .....			\$1,044,628,526.09
Expenditure for the year was estimated at .....			1,009,185,700.00
Increase to be accounted for .....			\$ 35,442,826.09
	Actual	Estimates	Increases
Increase accounted for as follows:			
Public debt, interest .....	\$ 13,315,402.80	\$ 11,250,000.00	\$ 2,065,402.80
Priority employment training program .....	2,556,183.32		2,556,183.32
Election Act .....	1,095,794.75	12,075.00	1,083,719.75
Provincial Homeowner Tax Discount Act .....	23,417,007.15	16,324,300.00	7,092,707.15
Lesser Slave Lake projects .....	3,329,108.78	2,000,000.00	1,329,108.78
Alberta forest service, forest and prairie fires suppression .....	5,653,811.26	550,000.00	5,103,811.26
Winter works program .....	1,550,886.99		1,550,886.99
Hospitalization, nursing homes .....	11,993,235.55	8,802,150.00	3,191,085.55
Hospitalization, general .....	201,185,198.59	186,195,850.00	14,989,348.59
Public assistance and allowances, provincial .....	63,585,023.74	49,852,000.00	13,733,023.74
Grants to municipalities, social development .....	6,529,854.78	5,465,000.00	1,064,854.78
Grants to cities for transportation facilities .....	15,322,736.45	11,000,000.00	4,322,736.45
			\$ 58,082,869.16
	Actual	Estimates	Decreases
Less: Decreases:			
Grants to schools .....	\$ 209,225,721.00	\$ 217,509,000.00	\$ 8,283,279.00
Students' assistance .....	1,111,592.27	7,106,730.00	5,995,137.73
Estate Tax Rebate Act .....	6,919,261.11	8,039,195.00	1,119,933.89
Human resources development projects .....	1,475,536.44	2,507,560.00	1,032,023.56
Alberta Housing Act .....	4,122,885.60	7,162,119.00	3,039,233.40
Child welfare .....	9,076,595.52	10,342,943.00	1,266,347.48
Miscellaneous decreases, net .....			1,904,088.01
			\$ 22,640,043.07
Expenditure in excess of estimates .....			\$ 35,442,826.09

The foregoing statement shows major increases and decreases as compared with the estimates. Full details of actual and estimated revenue and expenditure on income account, classified under their several categories, are shown in Statement No. 7.

## REVENUE AND EXPENDITURE, CAPITAL ACCOUNT

Revenue and expenditure on capital account are classified and summarized hereunder:

<i>Revenue</i>			
Particulars	Actual	†Estimates	Over estimates
Working advances .....	\$ 23,268,074.55	\$ 21,325,000.00	\$ 1,943,074.55
Loans and advances .....	17,344,099.20	13,205,150.00	4,138,949.20
Refunds of expenditure .....	13,438,728.17	8,651,500.00	4,787,228.17
Sale of assets .....	1,814,142.02	1,318,500.00	495,642.02
Miscellaneous .....	549,188.23	44,500.00	504,688.23
	\$ 56,414,232.17	\$ 44,544,650.00	\$ 11,869,582.17
<i>Expenditure</i>			
Particulars	Actual	†Estimates	Over or *under estimates
Public buildings and equipment .....	\$ 98,312,409.93	\$ 99,986,050.00	\$ 1,673,640.07*
Highways and bridges .....	56,726,205.17	54,867,300.00	1,858,905.17
Loans and advances .....	22,022,806.94	25,189,620.00	3,166,813.06*
Working advances .....	24,704,422.49	21,325,000.00	3,379,422.49
Public domain .....	11,374,185.15	13,002,670.00	1,628,484.85*
Public works .....	5,391,213.53	4,926,600.00	464,613.53
Miscellaneous .....	557,863.71	65,000.00	492,863.71
	\$ 219,089,106.92	\$ 219,362,240.00	\$ 273,133.08*
Net capital expenditure .....	\$ 162,674,874.75	\$ 174,817,590.00	\$ 12,142,715.25*

†Excludes estimates of \$9,235,000.00 re sales and redemptions and \$1,000,000.00 re purchases of securities held or to be held as investments. These items, net, provide, in part, funds to finance the Province's over all deficit. See reconciliation, Statement No. 6.



## REVENUE AND EXPENDITURE, CAPITAL ACCOUNT—Continued

## Revenue

Actual revenue amounted to .....			\$	56,414,232.17
Revenue for the year was estimated at .....				44,544,650.00
Increase to be accounted for .....			\$	11,869,582.17
	Actual	Estimates	Over or *under estimates	
Increase accounted for as follows:				
Loans and advances:				
Alberta Housing Act .....	\$ 1,643,533.10	\$	\$	1,643,533.10
New Towns Act .....	2,058,684.12	200,000.00		1,858,684.12
Working advances .....	23,268,074.55	21,325,000.00		1,943,074.55
Refunds of expenditure:				
Government of Canada:				
Health Resources Fund .....	8,510,144.86	1,736,000.00		6,774,144.86
Lesser Slave Lake projects .....	222,618.12	2,000,000.00		1,777,381.88*
Regional pipe line .....	1,675,000.00	450,000.00		1,225,000.00
Miscellaneous increases, net .....				202,527.42
Revenue in excess of estimates .....			\$	11,869,582.17

## Expenditure

Actual expenditure amounted to .....			\$	219,089,106.92
Expenditure for the year was estimated at .....				219,362,240.00
Decrease to be accounted for .....			\$	273,133.08
	Actual	Estimates	Over or *under estimates	
Decrease accounted for as follows:				
Employment programs, highways and bridges .....	\$ 2,490,040.80	\$ 300,000.00	\$	2,190,040.80
Lesser Slave Lake projects .....	2,947,881.78	4,000,000.00		1,052,118.22*
Public buildings and equipment .....	98,312,409.93	99,986,050.00		1,673,640.07*
Loans and advances:				
Alberta Commercial Corporation .....	4,550,000.00	500,000.00		4,050,000.00
Industrial Development Incentives Act .....	160,000.00	3,000,000.00		2,840,000.00*
Municipal Land Loans Act .....	6,307,892.36	10,000,000.00		3,692,107.64*
Working advances .....	24,704,422.49	21,325,000.00		3,379,422.49
Miscellaneous decreases, net .....				634,730.44*
Expenditure less than estimates .....			\$	273,133.08

Details of actual and estimated revenue and expenditure on capital account are shown in Statements 6 and 7.

## PUBLIC DEBT

The net funded debt, the unfunded debt and the guarantees as at March 31, 1972, amounted to \$1,767,231,392.51 as compared with \$1,521,082,941.00 as at March 31, 1971, an increase of \$246,148,451.51 as follows:

Particulars	March 31, 1972	March 31, 1971	Increase
Net funded debt .....	\$ 206,008,539.76	\$ 105,344,621.61	\$ 100,663,918.15
Unfunded debt .....	64,390,800.40	41,058,938.55	23,331,861.85
Net funded and unfunded debt .....	\$ 270,399,340.16	\$ 146,403,560.16	\$ 123,995,780.00
In addition, the Province is liable for certain guarantees which amounted to .....	1,496,832,052.35	1,374,679,380.84	122,152,671.51
Net funded and unfunded debt and guarantees .....	\$1,767,231,392.51	\$1,521,082,941.00	\$ 246,148,451.51

## PUBLIC DEBT—Continued

## Net funded debt:

Debentures and treasury bills are detailed in Statement No. 13 and are summarized hereunder:

Debentures: Years of maturity:	Amount Outstanding	Deduct: Sinking Fund Assets	Net Funded Debt
1972-73 .....	\$ 240,000.00	\$ .....	\$ 240,000.00
1973-74 .....	9,000.00	.....	9,000.00
1974-82 .....	25,112,900.00	.....	25,112,900.00
1982-92 .....	149,000,000.00	1,434,128.53	147,565,871.47
1992-94 .....	30,000,000.00	.....	30,000,000.00
	<u>\$ 204,361,900.00</u>	<u>\$ 1,434,128.53</u>	<u>\$ 202,927,771.47</u>
Treasury Bills: Years of maturity:			
1972-73 .....			\$ 492,021.78
1973-74 .....			500,302.04
1974-78 .....			2,088,444.47
			<u>\$ * 3,080,768.29</u>
			<u>\$ 206,008,539.76</u>

\*Loans from Government of Canada (see note hereunder).

Statement No. 20 shows the amount and cost of all long-term borrowing since the formation of the Province.

## Loans from Government of Canada:

The net funded debt of the Province as at March 31, 1972, includes loans from the Government of Canada amounting to \$3,080,768.29.

Transactions during the year were as follows:

Loans as at March 31, 1971 .....	\$ 3,564,721.61
Deduct: Redemption of Government of Canada treasury bills due July 1, 1971 .....	483,953.32
Loans as at March 31, 1972 .....	<u>\$ 3,080,768.29</u>

## Unfunded debt:

The unfunded debt as at March 31, 1972, in comparison with the previous year, is detailed hereunder:

Particulars	March 31, 1972	March 31, 1971	Increase or *decrease
Capital Account:			
Accounts payable .....	\$ 10,463,947.26	\$ 7,136,676.27	\$ 3,327,270.99
Loans from Government of Canada .....	803,399.72	.....	803,399.72
Savings certificates .....	480.00	480.00	.....
Miscellaneous liabilities .....	170,266.76	174,084.42	3,817.66*
Income Account:			
Accounts payable .....	46,308,250.15	30,934,368.59	15,373,881.56
Interest on funded debt, accrued but not due .....	5,699,910.16	2,813,151.20	2,886,758.96
Loans from Government of Canada .....	944,368.28	.....	944,368.28
Interest on savings certificates, accrued but not due .....	178.07	178.07	.....
	<u>\$ 64,390,800.40</u>	<u>\$ 41,058,938.55</u>	<u>\$ 23,331,861.85</u>

## NOTE:

Treasury branch depositors' accounts, excluding Province of Alberta revenue and trust deposits, amounting to \$268,441,213.43 shown with trust accounts, are offset by amounts held in trust account in the Canadian Imperial Bank of Commerce, cash on hand at Treasury Branches or in transit, Government of Canada debentures, and loans and advances.

Prior to the 1970-71 fiscal year, all administration and maintenance expenditures of the Treasury Branches were charged to the General Revenue Fund of the Province, with the exception of \$480,738.68 representing consumers' bonuses for the period February, 1941, to April 25, 1945, inclusive, from which date payment of bonuses was discontinued. The liability may be financed from the contingent liabilities fund amounting to \$492,000.00 provided to the Treasury Branches out of the General Revenue Fund.

Prior to the 1970-71 fiscal year all revenues of the Treasury Branches, with the exception of amounts withheld for the provision for estimated loss re loans and advances, were remitted to the General Revenue Fund of the Province.

During the 1970-71 fiscal year expenditures of \$4,936,507.71 were charged to the General Revenue Fund of the Province and the balance of the expenditures were paid directly out of the Treasury Branches Deposits Fund. The expenditures charged to the General Revenue Fund were refunded to the Province from the Treasury Branches Deposits Fund. In addition, the Province received from the Treasury Branches the surplus on operations for the 1970-71 year.

During the current year all expenditures of the Treasury Branches were paid directly out of the Treasury Branches Deposits Fund. The Province will receive from the Treasury Branches the surplus on operations for the year.

## PUBLIC DEBT—Continued

*Guarantees:*

In addition to the public debt, the Province is liable for certain guarantees which amounted to \$1,496,832,052.35 at March 31, 1972, as compared with \$1,374,679,380.84 at March 31, 1971. Full details are shown in Statement No. 16.

As stated elsewhere in this report, the accounts of Crown Corporations, Boards, Commissions and other agencies are, with the exception of the Alberta Liquor Control Board, reflected in the Consolidated Balance Sheet of the Province only to the extent of advances by the Provincial Treasurer. If the alternative presentation, i.e. full consolidation were used debenture debt, net of sinking fund assets, \$1,441,793,903.52 and mortgage loans and advances \$11,642,650.97 included in the above would be shown as direct liabilities of the Province. These liabilities would be offset by assets reflected at book values.

## BALANCE SHEET

*Capital Assets and Liabilities:*

Reference to the capital section of the Balance Sheet shows capital liabilities amounting to \$217,446,633.50 at March 31, 1972, as compared with \$112,655,862.30 at March 31, 1971.

Particulars	March 31, 1972	March 31, 1971	Increase or *decrease
Net funded debt .....	\$ 206,008,539.76	\$ 105,344,621.61	\$ 100,663,918.15
Unfunded debt .....	11,438,093.74	7,311,240.69	4,126,853.05
Net funded and unfunded debt .....	<u>\$ 217,446,633.50</u>	<u>\$ 112,655,862.30</u>	<u>\$ 104,790,771.20</u>
The net funded and unfunded debt is offset by:			
Loans, advances and accounts receivable, less allowance for doubtful accounts .....	\$ 176,592,922.66	\$ 187,425,875.30	\$ 10,832,952.64*
Advances to Alberta Government Telephones Commission .....	30,572,106.02	33,717,407.47	3,145,301.45*
Working advances, net assets .....	16,599,643.61	15,075,017.27	1,524,626.34
General assets, less provision to reduce to nominal value .....	1.00	1.00	
	<u>\$ 223,764,673.29</u>	<u>\$ 236,218,301.04</u>	<u>\$ 12,453,627.75*</u>
Less: Reserves and capital surplus .....	6,318,039.79	123,562,438.74	117,244,398.95*
	<u>\$ 217,446,633.50</u>	<u>\$ 112,655,862.30</u>	<u>\$ 104,790,771.20</u>

Loans, advances and accounts receivable are shown at book value, as at March 31, 1972 after provision for doubtful accounts, and are subject to realization and the adequacy of the allowance for losses. General assets consisting of roads, bridges, ferries, buildings and public works and upon which accumulated capital expenditure for construction and major replacements amounted to \$1,759,198,353.22 as at March 31, 1972, are shown for Balance Sheet purposes at a nominal value of \$1.00. Deferred charges and capital losses are valueless and have been deducted from capital surplus.

*Income Assets and Liabilities:*

Reference to the income section of the Balance Sheet shows current assets consisting of cash and investments; uncollected revenue on income account less provision for estimated losses; equipment, stores and materials purchased on income appropriations, less provision for depreciation; and prepaid expenses; amounting in all to .....			\$ 352,844,426.45
Deduct therefrom unfunded debt, consisting of accounts payable, loans payable and accrued interest on funded and unfunded debt .....			52,952,706.66
Leaves net current assets of .....			\$ 299,891,719.79
Deducting therefrom the unearned revenue, reserves and suspense, a total of .....			20,484,100.59
The consolidated surplus on income account, as per Balance Sheet, is represented by net income assets and aggregates .....			<u>\$ 279,407,619.20</u>

Particulars of income assets and liabilities as at March 31, 1972, and March 31, 1971, are as follows:

*Assets*

Particulars	March 31, 1972	March 31, 1971	Increase or *decrease
Cash and investments .....	\$ 286,381,912.51	\$ 294,549,788.24	\$ 8,167,875.73*
Accounts receivable, less allowance for doubtful accounts .....	25,236,504.71	37,114,194.96	11,877,690.25*
Arrears of assessed taxes, less allowance for doubtful accounts .....	7,122,707.34	6,397,996.82	724,710.52
Interest receivable, less allowance for doubtful accounts .....	5,710,193.92	12,523,849.13	6,813,655.21*
Equipment, stores and materials, less depreciation .....	28,065,532.84	24,676,980.72	3,388,552.12
Prepaid expenses .....	327,575.13	238,031.39	89,543.74
	<u>\$ 352,844,426.45</u>	<u>\$ 375,500,841.26</u>	<u>\$ 22,656,414.81*</u>

## BALANCE SHEET—Continued

## Liabilities

Particulars	March 31, 1972	March 31, 1971	Increase or *decrease
Accounts payable	\$ 46,308,250.15	\$ 30,934,368.59	\$ 15,373,881.56
Interest on funded debt, accrued but not due	5,699,910.16	2,813,151.20	2,886,758.96
Loans from Government of Canada	944,368.28		944,368.28
Interest on savings certificates, accrued but not due	178.07	178.07	
	<u>\$ 52,952,706.66</u>	<u>\$ 33,747,697.86</u>	<u>\$ 19,205,008.80</u>
Unearned revenue	9,647,839.39	8,292,315.64	1,355,523.75
Reserves	10,251,530.60	9,951,530.60	300,000.00
Suspense	584,730.60	606,330.21	21,599.61*
	<u>\$ 73,436,807.25</u>	<u>\$ 52,597,874.31</u>	<u>\$ 20,838,932.94</u>
Consolidated income surplus since 1905	279,407,619.20	322,902,966.95	43,495,347.75*
	<u>\$ 352,844,426.45</u>	<u>\$ 375,500,841.26</u>	<u>\$ 22,656,414.81*</u>

## Subsidies:

Under the terms of the Alberta Act, the Province receives certain annual subsidies from the Government of Canada. The capital value of these subsidies is not shown as a liability in the Balance Sheet of the Government of Canada and has therefore been excluded as an asset from the accounts of the Province, although there is a definite annual obligation on the part of the Government of Canada to pay certain fixed amounts. For the purpose of information only, the capital sums which at 5% would yield the revenue accrued in 1971-72 are shown hereunder:

Government and legislation	\$ 4,800,000.00
Per capita grants	24,752,000.00
Allowance in lieu of debt	8,107,500.00
Allowance in lieu of crown lands	22,500,000.00
	<u>\$ 60,159,500.00</u>

## Resources:

Under the terms of the Natural Resources Agreement the Government of Canada transferred to the Province on October 1, 1930, 87,676,890 acres of land including 6,406,694 acres of unsold school lands held in trust, together with the benefit of all mines and minerals of the Province formerly vested in the Government of Canada. The value of unsold lands and the value or benefit arising from the natural resources of the Province are not reflected in the Balance Sheet.

## Federal-Provincial Fiscal Relations:

Under the provisions of Chapter 1, Statutes of Alberta, 1961 (Second Session) and Order-in-Council 2036/61 the Provincial Treasurer entered into a tax collection agreement with the Government of Canada for a five year period commencing April 1, 1962. Subsequently the agreement has been amended to provide for continuation unless terminated by notice given by Canada or the Province.

The Agreement requires that the Province will maintain The Alberta Income Tax Act and regulations made thereunder in a form similar to the federal act and regulations made thereunder and to levy in the case of individual income tax a tax expressed as a constant percentage (in whole percentage points) of the federal tax and in the case of corporation income tax a tax expressed as a percentage of the taxable income of a corporation earned in the Province in the taxation year. The agreement further provides that the government of Canada, as agent of the Province, will collect for and on behalf of the Province the income taxes imposed under the provincial act for each of the years comprising the term of the Agreement and remit amounts in respect thereof to the Province. All costs, charges or expenses incurred in the collection by the Government of Canada of the taxes imposed under the provincial act will be paid by the Government of Canada.

For the year under review the Province imposed taxes at rates of 33% for the 1971 taxation year and 36% for the 1972 taxation year in respect of individual income tax and 11% of taxable income in respect of corporation income tax. The Province received adjusted payments of \$192,030,933.42 and \$68,089,668.32 in respect to individual income tax and corporation income tax respectively during the year. Final determination of the Province's entitlement will be made prior to the end of the forthcoming year in accordance with the terms of the Agreement.

In addition to income tax collected on behalf of the Province, the Province received, under the provisions of the Federal-Provincial Fiscal Arrangements Act, 75% of the Federal estate tax applicable to the Province. Payments received by the Province during the year ended March 31, 1972, amounted to \$8,570,000.00. The Federal Estate Tax Act does not apply in the case of the death of any person whose death occurred after 1971.

## GENERAL

During the year a continuous pre-audit was maintained of all expenditures from the General Revenue Fund. In addition, revenue of all departments and the books and accounts of all boards and commissions are subjected to post-audits by my representatives.

Every assistance was extended by officials of the several departments, boards and commissions to facilitate the work of my representatives, and all information requested was promptly given.

I have the honour to be, Sir,

Your obedient servant,

C. K. HUCKVALE, F.C.A.,

*Provincial Auditor*

Government of the Province of Alberta,  
Edmonton, Alberta, August 30, 1972.



GOVERNMENT OF THE  
CONSOLIDATED  
AS AT MARCH  
(with comparative figures)

## ASSETS

## CAPITAL ACCOUNT

Schedule No.		1972	1971
C.1	LOANS, ADVANCES AND ACCOUNTS RECEIVABLE, less allowance for doubtful accounts .....	\$176,592,922.66	\$187,425,875.30
C.2	ADVANCES TO ALBERTA GOVERNMENT TELEPHONES COMMISSION .....	30,572,106.02	33,717,407.47
C.3	WORKING ADVANCES, net assets .....	16,599,643.61	15,075,017.27
C.4	GENERAL ASSETS, less provision to reduce to nominal value .....	1.00	1.00
		<u>\$223,764,673.29</u>	<u>\$236,218,301.04</u>

## INCOME ACCOUNT

I.1	CASH AND INVESTMENTS .....	\$286,381,912.51	\$294,549,788.24
I.2	ACCOUNTS RECEIVABLE, less allowance for doubtful accounts .....	25,236,504.71	37,114,194.96
I.3	ARREARS OF ASSESSED TAXES, less allowance for doubtful accounts .....	7,122,707.34	6,397,996.82
I.4	INTEREST RECEIVABLE, less allowance for doubtful accounts .....	5,710,193.92	12,523,849.13
I.5	EQUIPMENT, STORES AND MATERIALS, less depreciation .....	28,065,532.84	24,676,980.72
I.6	PREPAID EXPENSES .....	327,575.13	238,031.39
		<u>\$352,844,426.45</u>	<u>\$375,500,841.26</u>

## TRUST ACCOUNT

T.1	CASH AND SHORT TERM DEPOSITS .....	\$ 97,468,083.89	\$ 81,662,924.30
T.2	BONDS, DEBENTURES AND SAVINGS CERTIFICATES .....	121,198,217.05	126,375,861.09
T.3	ARREARS OF ASSESSED TAXES .....	2,562,900.87	2,968,109.54
T.4	ACCOUNTS AND LOANS RECEIVABLE .....	148,078,939.99	126,782,331.27
T.5	MISCELLANEOUS ASSETS .....	13,752,413.78	14,361,312.21
		<u>\$383,060,555.58</u>	<u>\$352,150,538.41</u>
		<u>\$959,669,655.32</u>	<u>\$963,869,680.71</u>

STATEMENT No. 1

PROVINCE OF ALBERTA

## BALANCE SHEET

31, 1972

as at March 31, 1971)

## LIABILITIES

## CAPITAL ACCOUNT

Schedule No.	1972	1971
C.5 NET FUNDED DEBT .....	\$206,008,539.76	\$105,344,621.61
C.6 UNFUNDED DEBT .....	11,438,093.74	7,311,240.69
C.7 CAPITAL SURPLUS .....	6,318,039.79	123,562,438.74
	<u>\$223,764,673.29</u>	<u>\$236,218,301.04</u>

## INCOME ACCOUNT

I.7 UNFUNDED DEBT .....	\$ 52,952,706.66	\$ 33,747,697.86
I.8 UNEARNED REVENUE .....	9,647,839.39	8,292,315.64
I.9 RESERVES .....	10,251,530.60	9,951,530.60
I.10 SUSPENSE .....	584,730.60	606,330.21
I.11 INCOME SURPLUS .....	279,407,619.20	322,902,966.95
	<u>\$352,844,426.45</u>	<u>\$375,500,841.26</u>

## TRUST ACCOUNT

T.6 SUNDRY TRUSTS .....	\$376,800,409.75	\$346,651,915.90
T.7 LIABILITIES, payable from assets as realized from estates and trusts under administration .....	6,260,145.83	5,498,622.51
	<u>\$383,060,555.58</u>	<u>\$352,150,538.41</u>
	<u>\$959,669,655.32</u>	<u>\$963,869,680.71</u>

INDIRECT LIABILITIES, as per Statement No. 16 ..... \$1,496,832,052.35

Edmonton, Alberta, August 30, 1972

The above Consolidated Balance Sheet is in agreement with the books of the Government of the Province of Alberta as at March 31, 1972.

Subject to the qualifications contained in my report of even date, I certify that, in my opinion, the above Consolidated Balance Sheet is properly drawn up so as to show the true financial position of the Province as at March 31, 1972.

C. K. HUCKVALE, F.C.A.,  
Provincial Auditor





GOVERNMENT OF THE PROVINCE OF ALBERTA  
SCHEDULES TO CONSOLIDATED BALANCE SHEET  
FOR THE YEAR ENDED MARCH 31, 1972

## SCHEDULE "C.1"

## LOANS, ADVANCES AND ACCOUNTS RECEIVABLE:

Government of Canada .....	\$ 2,580,192.99	
Advances from the Municipal Loans Revolving Fund:		
Cities .....	\$ 32,520,931.14	
Towns .....	2,129,281.87	
Hospital districts .....	1,617,965.73	
Villages .....	1,024,484.73	
Municipal districts .....	76,633.80	
		37,369,297.27
Advances under The Municipal Land Loans Act .....		24,605,338.25
Alberta Housing Corporation .....		23,395,129.78
Advances from the Farm Purchase Revolving Fund .....		20,662,321.65
Advances from the Rural Electrification Revolving Fund .....		14,057,092.80
Provincial land sales, principal .....		11,701,768.05
Alberta Commercial Corporation .....		10,850,000.00
Advances under The New Towns Act .....		5,566,808.65
Alberta Resources Railway Corporation .....		4,000,295.66
Advances from the Students' Loan Fund .....		3,901,601.08
University of Alberta Students' Union re building contribution .....		3,476,664.01
University of Alberta Hospital re Centennial Hospital .....		2,323,130.11
University of Calgary Students' Union re building contribution .....		1,873,901.56
Advances from the Rural Telephones Revolving Fund .....		1,828,081.75
Foothills Provincial General Hospital .....		1,500,000.00
Clearing and breaking land .....		1,417,808.08
Advances under Water Transmission Pipeline Agreement .....		1,160,214.56
Crop Reinsurance Fund of Alberta .....		1,094,264.10
Alberta Industrial Corporation, guarantee implemented .....		990,903.90
Motor Vehicle Accident Claims Fund .....		900,000.00
University of Alberta Hospital .....		900,000.00
Advances from the Homestead Lease Loan Fund .....		741,950.58
Advances under The Self-Liquidating Projects Act:		
Towns .....	\$ 334,137.89	
Cities .....	213,355.31	
Villages .....	175,358.21	
		722,851.41
Wildlife damage insurance fund .....		572,672.65
Agricultural advances .....		559,211.97
University of Alberta, student residences .....		500,000.00
University of Calgary, student residences .....		500,000.00
Dr. W. W. Cross Cancer Institute .....		451,000.00
Advances for relief purposes, cities .....		370,355.51
Glenrose Provincial General Hospital .....		350,000.00
Native co-operatives, guarantees implemented .....		231,366.63
Hail Insurance Board of Alberta, guarantee implemented .....		192,612.02
Industrial development incentive fund .....		160,000.00
Prairie Woollen Mills Limited .....		83,230.59
Interim assistance loans, guarantees implemented .....		63,948.76
Alberta Municipal Financing Corporation .....		30,000.00
Feeders associations, guarantees implemented .....		29,416.55
Rural electrification associations, guarantees implemented .....		26,699.29
Western Irrigation District .....		25,684.00
Co-operative Marketing Associations Guarantee Act .....		13,307.87
Town of Athabasca .....		6,953.30
Advances for land utilization .....		6,184.28
Interim assistance loans to mink farmers, guarantees implemented .....		5,318.10
Alberta Rabbit Breeders Co-op Limited, guarantee implemented .....		5,295.44
Grain drying loans, guarantee implemented .....		4,263.22
Miscellaneous .....		285,786.24
		\$182,092,922.66
Less: Allowance for doubtful accounts .....		5,500,000.00
		\$176,592,922.66

## SCHEDULE "C.2"

ADVANCES TO ALBERTA GOVERNMENT TELEPHONES COMMISSION .....	\$ 30,572,106.02
--	------------------

## STATEMENT No. 2—Continued

## SCHEDULE "C.3"

## WORKING ADVANCES, net assets:

Particulars	Total	Queen's Printer's Advance	School Book Branch Advance	Highways and Transport Stock Advance	Public Works Stock Advance	Public Trustee's Advance
Cash on hand and in bank	\$ 8,407.34	\$ .....	\$ 2,753.70	\$ .....	\$ .....	\$ 5,653.64
Accounts receivable, less allow- ance for doubtful accounts	3,900,242.54	995,611.38	114,344.90	2,378,704.79	394,019.76	17,561.71
Stock on hand	8,158,307.16	325,596.45	1,358,588.54	6,005,452.71	468,669.46	.....
Prepaid expenses and supplies	112,226.02	22,858.30	5,741.33	76,236.06	7,390.33	.....
Plant and equipment, less accumulated depreciation	5,962,093.59	231,011.92	20,774.23	5,499,590.66	210,716.78	.....
	\$18,141,276.65	\$1,575,078.05	\$1,502,202.70	\$13,959,984.22	\$1,080,796.33	\$ 23,215.35
Deduct: Accounts payable	1,541,633.04	449,249.60	34,933.25	955,990.92	101,459.27	.....
Net assets	\$16,599,643.61	\$1,125,828.45	\$1,467,269.45	\$13,003,993.30	\$ 979,337.06	\$ 23,215.35
Provincial Treasurer's advance	\$16,753,841.84	\$1,147,585.04	\$1,494,994.87	\$13,177,556.47	\$ 910,490.11	\$ 23,215.35
Add: Surplus	68,846.95	.....	.....	.....	68,846.95	.....
	\$16,822,688.79	\$1,147,585.04	\$1,494,994.87	\$13,177,556.47	\$ 979,337.06	\$ 23,215.35
Deduct: Deficit	223,045.18	21,756.59	27,725.42	173,563.17	.....	.....
	\$16,599,643.61	\$1,125,828.45	\$1,467,269.45	\$13,003,993.30	\$ 979,337.06	\$ 23,215.35

## SCHEDULE "C.4"

## GENERAL ASSETS, at book values:

## Roads, bridges and ferries:

## Highways and roads

\$815,647,273.63

Less: Contributions of Government of Canada  
and other authorities

33,991,159.10

\$781,656,114.53

18,038,393.21

## Surveys and compensation for lands

## Bridges

\$131,961,417.17

Less: Contributions of Government of Canada  
and other authorities

10,968,908.59

120,992,508.58

531,143.19

## Ferries

\$921,218,159.51

## Public buildings, including sites and furnishings:

## Hospitals, health clinics and institutions:

## Alberta hospital, Edmonton

\$ 17,902,125.54

## Alberta hospital, Ponoka

13,122,882.29

## Deerhome, Red Deer

9,412,181.57

## Alberta school hospital, Red Deer

8,194,795.71

## Dr. W. W. Cross cancer institute, Edmonton

5,923,408.67

## Alberta hospital, Claresholm

4,935,111.21

## Rosehaven, Camrose

4,246,889.04

## Aberhart memorial sanatorium, Edmonton

3,786,172.02

## Baker memorial sanatorium, Calgary

2,958,701.17

Emotionally disturbed children's diagnostic  
centre, Edmonton

2,033,578.33

Centre for the care of mentally handicapped,  
Edmonton

1,935,721.10

Henwood alcoholism in-patient treatment  
centre, Edmonton

1,330,431.88

## Veterans' nursing home, Edmonton

1,309,965.50

## Health science centre, Calgary

977,076.78

## Woodside home, Edmonton

542,981.28

## Home for special care, Edmonton

525,336.38

## Cancer clinic, Calgary

428,884.42

## Cancer diagnostic clinic, Edmonton

415,928.83

## Sprucediff home, Calgary

390,649.64

## Rosecrest home for children, Edmonton

341,861.73

## Alberta hospital, Raymond

337,085.56

Physically handicapped rehabilitation  
centre, Edmonton

321,994.48

## Red Cross blood donor clinic, Calgary

289,393.15

## Alberta hospital, Calgary

263,184.60

## Red Cross blood donor clinic, Edmonton

262,732.09

## Other buildings

1,962,979.37

\$ 84,152,052.34

Carried forward

\$ 84,152,052.34

\$921,218,159.51

## SCHEDULE "C.4"—Continued

## STATEMENT No. 2—Continued

GENERAL ASSETS—brought forward .....			\$921,218,159.51
Public buildings, including sites and furnishings—Brought forward .....		\$ 84,152,052.34	
Administration and general office buildings:			
J. J. Bowlen building, Calgary .....	\$ 6,884,346.38		
Terrace building, Edmonton .....	6,793,845.11		
Legislative building, Edmonton .....	6,173,178.34		
Highways building, Edmonton .....	3,871,708.67		
Agriculture building, Edmonton .....	3,679,481.25		
Administration building, Edmonton .....	3,640,740.48		
Natural resources building, Edmonton .....	2,591,956.10		
Petroleum and natural gas building, Calgary .....	2,151,999.59		
Alberta health plan building, Edmonton .....	1,543,365.16		
Provincial building, Grande Cache .....	1,087,125.45		
Queen's Printer's building, Edmonton .....	1,047,503.90		
Administration building, Medicine Hat .....	1,032,987.74		
Administration building, Lethbridge .....	894,081.95		
Provincial building, Grande Prairie .....	849,214.40		
Alberta block, Edmonton .....	836,315.98		
Municipal affairs building, Edmonton .....	814,216.52		
Provincial building, Edson .....	722,257.67		
Provincial building, Athabasca .....	640,222.83		
Beaver house, Edmonton .....	635,857.82		
Public works building, Edmonton .....	598,106.92		
Provincial building, Lacombe .....	510,210.83		
Provincial building, Peace River .....	468,827.95		
Provincial building, Rocky Mountain House .....	460,120.60		
Provincial building, Olds .....	453,595.40		
Provincial building, Camrose .....	429,957.33		
Treasury branch head office building, Edmonton .....	422,963.59		
Government offices (vehicle testing centre), Calgary .....	394,846.65		
Provincial building, High Prairie .....	341,401.71		
Provincial building, Falher .....	319,736.75		
Provincial building, Hanna .....	303,172.02		
Alberta government office building, Edmonton .....	298,224.43		
Provincial building, Lac La Biche .....	296,046.71		
Provincial building, Barrhead .....	295,915.11		
Provincial building, St. Paul .....	294,122.31		
Public welfare building, Calgary .....	292,864.33		
Provincial building, Coronation .....	291,104.01		
Provincial building, Castor .....	285,491.66		
Alberta Jasper building, Edmonton .....	255,638.05		
Provincial building, Red Deer .....	245,074.29		
Energy resources conservation board building, Edmonton .....	241,864.20		
Provincial building, Fort McMurray .....	238,926.62		
Provincial building, Drumheller .....	231,557.72		
Provincial building, Spirit River .....	220,326.07		
Provincial building, Wetaskiwin .....	218,616.63		
Treasury branch building, Medicine Hat .....	212,138.32		
Provincial building, Vermilion .....	198,447.14		
Provincial building, Claresholm .....	197,226.14		
Provincial building, Mayerthorpe .....	195,793.45		
Other buildings .....	8,391,730.30		
		63,496,452.58	
Schools:			
Southern Alberta institute of technology .....	\$ 44,874,626.32		
Northern Alberta institute of technology .....	29,972,505.91		
Schools of agriculture .....	\$21,012,283.52		
Less: Proceeds of debenture issue of Alberta Housing Corporation transferred to Province as reim- bursement, in part, of cost of student residence buildings, less repayments to the Corpora- tion .....	2,961,387.72		
		18,050,895.60	
Carried forward .....	\$ 92,898,028.03	\$147,648,504.92	\$921,218,159.51

## STATEMENT No. 2—Continued

## SCHEDULE "C.4"—Continued

GENERAL ASSETS—brought forward .....		\$921,218,159.51
Public buildings, including sites and furnishings—Brought forward .....	\$147,648,504.92	
Schools—Brought forward .....	\$ 92,898,028.03	
Alberta vocational centre, Edmonton .....	5,569,538.12	
Alberta vocational centre, Calgary .....	4,931,265.44	
School for the deaf, Edmonton .....	3,341,566.35	
Adult vocational training school, Fort McMurray .....	2,085,831.66	
Alberta industrial training centre, Calgary .....	848,662.74	
Forestry training school, Hinton .....	784,377.54	
Alberta industrial petroleum training centre, Edmonton .....	491,896.42	
Outdoor education centre for youth, Blue Lake .....	454,116.58	
Other schools .....	714,897.47	
		112,120,180.35
Correctional institutions:		
Correctional institution, Peace River .....	\$ 7,896,776.95	
Correctional institution, Calgary .....	5,602,100.43	
Bowden institution .....	4,172,734.67	
Correctional institution, Fort Saskatchewan .....	3,778,823.59	
Correctional institution, Lethbridge .....	2,357,676.42	
Youth development centre, Edmonton .....	2,000,774.76	
Belmont rehabilitation centre .....	1,843,766.39	
Other buildings .....	241,184.42	
		27,893,837.63
Court houses and land titles buildings:		
Court house, Edmonton .....	\$ 15,783,945.38	
Court house, Calgary .....	4,369,304.93	
Land titles, Edmonton .....	1,368,697.83	
Court house, Red Deer .....	635,450.68	
Court house, Lethbridge .....	547,021.78	
Court house, Medicine Hat .....	434,765.47	
Court house, Grande Prairie .....	406,447.72	
Court house, Peace River .....	393,139.35	
Provincial judges court and remand centre, Calgary .....	345,923.00	
Court house, Fort Macleod .....	274,523.95	
Court house, Drumheller .....	270,316.22	
Court house, Wetaskiwin .....	204,609.28	
Other buildings .....	596,565.06	
		25,630,710.65
Homes for the aged .....	23,332,657.71	
Storage and repair shops .....	23,272,807.23	
Public works power house, university area, Edmonton .....	22,852,721.75	
Lands and forests buildings .....	14,255,191.36	
Liquor stores and warehouses .....	9,767,421.42	
Provincial museum and archives building, Edmonton .....	9,428,923.25	
Agriculture and wildlife conservation laboratory, Edmonton .....	6,277,250.82	
Provincial auditorium, Calgary .....	6,190,477.63	
Provincial auditorium, Edmonton .....	6,160,851.56	
Research council pilot plant, Clover Bar .....	2,668,708.07	
Land, Edmonton .....	2,069,325.40	
Research council laboratory, Edmonton .....	2,053,841.13	
Land, Calgary .....	1,463,103.67	
Single men's hostel, Calgary .....	1,141,638.96	
Tree nursery, Oliver .....	892,591.09	
Museum, Glenbow Foundation, Calgary .....	676,916.14	
Single men's hostel, Edmonton .....	664,514.44	
Public welfare centre, Gunn .....	511,199.59	
Regional veterinary laboratory, Peace River .....	417,415.39	
Police buildings .....	376,314.30	
Civil defence building, Edmonton .....	343,594.70	
Regional veterinary laboratory, Fairview .....	256,741.75	
Miscellaneous buildings .....	2,127,646.90	
Carried forward .....	\$450,495,087.81	\$921,218,159.51

## BALANCE SHEET SCHEDULES

29

## STATEMENT No. 2—Continued

## SCHEDULE "C.4"—Continued

GENERAL ASSETS—brought forward .....		\$921,218,159.51
Public buildings, including sites and furnishings—Brought forward .....	\$450,495,087.81	
Less: Contributions of Government of Canada and other authorities .....	38,382,119.29	
		412,112,968.52
Universities:		
University of Alberta (Statement No. 252):		
Redemption of debentures .....	\$ 4,000,000.00	
Buildings, grounds, equipment, etc. ....	191,001,058.06	
	\$195,001,058.06	
Less: Contributions of Government of Canada and other authorities .....	10,082,913.68	
		\$184,918,144.38
University of Calgary (Statement No. 260):		
Buildings, grounds, equipment, etc. ....	\$117,428,227.48	
Less: Contributions of Government of Canada .....	5,550,991.00	
		111,877,236.48
University of Lethbridge (Statement No. 270):		
Buildings, grounds, equipment, etc. ....	15,678,000.00	
Banff School of Fine Arts:		
Buildings, grounds, equipment, etc. ....	3,575,752.21	
Athabasca University:		
Buildings, grounds, equipment, etc. ....	221,923.02	
Alberta Universities Commission .....	532,944.56	
		\$316,804,000.65
Less: Proceeds of debenture issues of Alberta Universities Commission transferred to the Province as reimbursement, in part, of universities' capital costs .....	\$ 44,318,750.00	
Add: Debenture discounts .....	681,250.00	
	\$ 45,000,000.00	
Less: Contributions to sinking fund by the Province of Alberta .....	\$3,100,000.00	
Sinking fund earnings .....	442,065.73	
	3,542,065.73	
		41,457,934.27
Irrigation projects:		275,346,066.38
St. Mary River Irrigation District .....	\$ 20,410,866.77	
Bow River Irrigation District .....	7,765,893.50	
Taber Irrigation District .....	1,485,923.38	
Lethbridge Northern Irrigation District .....	820,159.93	
Eastern Irrigation District .....	743,299.24	
Raymond Irrigation District .....	288,906.34	
Magrath Irrigation District .....	118,358.68	
Western Irrigation District .....	58,832.80	
Land manager .....	98,887.17	
		31,791,127.81
Drainage and irrigation .....	\$ 18,469,901.95	
Control and diversion of water and river bank protection .....	14,837,308.03	
	\$ 33,307,209.98	
Less: Contributions of Government of Canada and other authorities .....	5,069,541.15	
		28,237,668.83
Alberta Colleges Commission, colleges capital expenditure .....		24,000,000.00
Brazeau River Development .....		13,337,502.68
Land .....	\$ 10,579,139.37	
Less: Contributions of Government of Canada .....	3,158,446.50	
		7,420,692.87
University of Alberta Hospital .....	\$ 16,183,071.71	
Less: Reserve arising under Hospitalization Benefits Plan .....	\$ 8,185,156.85	
Contributions of Government of Canada .....	686,770.82	
	8,871,927.67	
		7,311,144.04
Forest access roads and trails .....	\$ 10,131,955.77	
Less: Contributions of Government of Canada .....	2,937,214.83	
		7,174,740.94
Carried forward .....		\$1,727,950,071.58



## STATEMENT No. 2—Continued

## SCHEDULE "C.4"—Continued

GENERAL ASSETS—brought forward .....			\$1,727,950,071.58
Big Horn storage and power development .....			5,622,830.45
Electronic equipment, Data Processing Centre .....			5,204,486.46
Miscellaneous public works:			
Grazing reserve and range improvements .....	\$ 3,089,406.17		
Less: Contributions of Government of Canada .....	753,001.16		
		\$ 2,336,405.01	
Provincial farms .....		1,478,505.97	
Special areas, buildings and land .....		166,649.95	
Cooking Lake sea plane base .....		5,857.74	
			3,987,418.67
Provincial parks and auto tourist camps .....		\$ 5,170,429.83	
Less: Contributions of Government of Canada .....		1,518,025.13	
			3,652,404.70
Centennial Hospital .....			2,247,889.89
General ecology programs .....			2,013,787.43
Lesser Slave Lake projects .....	\$ 2,947,881.78		
Less: Contributions of Government of Canada .....	961,338.50		
			1,986,543.28
Northern development airports, including airstrips, terminals and equipment .....	\$ 1,828,698.28		
Less: Contributions of Government of Canada .....	263,574.76		
			1,565,123.52
Health sciences centre, Edmonton:			
Planning, consulting fees, etc., unallocated .....	\$ 2,033,832.08		
Less: Contributions of Government of Canada .....	525,394.87		
			1,508,437.21
Photographic survey of natural resources .....	\$ 1,894,785.59		
Less: Contributions of Government of Canada .....	415,205.43		
			1,479,580.16
Miscellaneous:			
Aircraft .....	\$ 475,506.90		
Hamlet development .....	341,353.35		
Landslide stabilization, Town of Athabasca .....	235,897.48		
Seed grain and other agricultural inventories .....	195,289.75		
Fish and wildlife resources, surveys and development program .....	\$ 211,957.73		
Less: Contributions of Government of Canada .....	61,246.38		
		150,711.35	
Forest management program .....	\$ 177,532.58		
Less: Contributions of Government of Canada .....	82,400.00		
		95,132.58	
Domestic water projects .....		94,458.49	
Library .....		73,503.31	
Museum .....		58,271.91	
Strip coal mining assessment program .....		58,000.00	
Fishes of Alberta book, inventory .....		49,040.00	
Geological mapping .....		41,409.15	
Wild Flowers of Alberta book, inventory .....		16,111.54	
Gypsum test drilling program .....		15,000.00	
Water well test drilling program .....		10,779.23	
Faust pre-school and community centre .....		9,994.70	
Electric service extension at Wabasca and Desmarais .....		8,790.00	
Mammals of Alberta book, inventory .....		7,606.51	
Wabasca-Desmarais tannery .....		7,473.81	
Radium .....		2,962.90	
Other .....		32,486.91	
			1,979,779.87
			\$1,759,198,353.22
Less: Provision to reduce to nominal value .....			1,759,198,352.22
		\$	1.00

## SCHEDULE "C.5"

## NET FUNDED DEBT:

Debentures and treasury bills (Statement No. 13) .....	\$207,442,668.29
Less: Sinking fund assets .....	1,434,128.53
	<u>\$206,008,539.76</u>

## STATEMENT No. 2—Continued

## SCHEDULE "C.6"

## UNFUNDED DEBT:

Accounts payable .....		\$ 10,463,947.26
Loans from Government of Canada, Lesser Slave Lake projects .....		803,399.72
Savings certificates .....		480.00
Miscellaneous:		
Unclaimed dividends .....	\$ 150,627.76	
Prosperity certificates outstanding .....	19,639.00	
		<u>170,266.76</u>
		<u>\$ 11,438,093.74</u>

## SCHEDULE "C.7"

## CAPITAL SURPLUS:

Arising from excess of capital payments over receipts, provided from income account:		
General Revenue Fund .....		\$1,702,767,051.96
Arising from redemption of debt from income account:		
As at March 31, 1971 .....	\$ 59,482,224.34	
Redemption of debt:		
Debentures .....	1,418,000.00	
Treasury bills .....	483,953.32	
Contribution to Province of Alberta sinking fund .....	1,400,000.00	
		<u>\$ 62,784,177.66</u>
Deduct: Discount on debentures redeemed .....	27,961.38	
		<u>62,756,216.28</u>
Arising from:		
Sale of provincial lands .....	\$ 27,210,405.47	
Transfer of School Lands Trust assets to general revenue .....	16,449,550.50	
Income contributions to capital .....	16,224,836.23	
Award of the Royal Commission on the Natural Resources of Alberta .....	5,000,000.00	
Assets created from Post-War Reconstruction Fund .....	4,325,824.23	
Unamortized premium on United States funds .....	2,299,138.70	
Profit on redemption of debentures .....	1,955,111.85	
Earnings on Alberta Universities Commission sinking fund .....	442,065.73	
Beaver House, Edmonton .....	249,999.00	
Disposal of capital assets, net .....	232,590.63	
Pleasantview Home, Youngstown .....	114,110.84	
Civil servants' voluntary contributions, capital account .....	106,595.96	
Earnings on universities capital funds held by Alberta Universities Commission .....	93,367.58	
Earnings on Province of Alberta sinking fund .....	34,128.53	
Provincial farm, Brooks .....	33,534.44	
Prosperity certificates, stamps proceeds .....	12,946.08	
Miscellaneous, net .....	160.00	
		<u>74,784,365.77</u>
		<u>\$1,840,307,634.01</u>
Deduct:		
Deferred charges, SCHEDULE "C.7A" .....	\$ 13,975,360.21	
Capital losses, SCHEDULE "C.7B" .....	55,315,881.79	
		<u>69,291,242.00</u>
		<u>\$1,771,016,392.01</u>
Deduct:		
Provision to reduce General Assets to nominal value .....	\$1,759,198,352.22	
Allowance for doubtful accounts .....	5,500,000.00	
		<u>1,764,698,352.22</u>
		<u>\$ 6,318,039.79</u>



## STATEMENT No. 2—Continued

## SCHEDULE "C.7A"

## DEFERRED CHARGES:

As at March 31, 1971	\$ 12,622,727.21
Add: Discount and underwriting expense on debentures issued	1,375,000.00
Non-recoverable expenditure in connection with control of agricultural pests	5,594.38
	<u>\$ 14,003,321.59</u>
Deduct:	
Discount on debentures redeemed	27,961.38
Deducted from capital surplus	<u>\$ 13,975,360.21</u>

## SCHEDULE "C.7B"

## CAPITAL LOSSES:

As at March 31, 1971	\$ 43,775,325.50
Add: Losses arising from:	
Alberta Health Plan advance	\$ 9,862,178.69
Disposal of buildings and equipment	1,067,485.57
Discount on Alberta Universities Commission debentures	681,250.00
Agricultural advances	34,606.92
Advances from the Homestead Lease Loan Fund	1,387.50
Public Trustee working advance, net	167.26
	<u>11,647,075.94</u>
	<u>\$ 55,422,401.44</u>
Deduct:	
Decrease of working advances net operating deficit	106,519.65
Deducted from capital surplus	<u>\$ 55,315,881.79</u>

## SCHEDULE "I.1"

## CASH AND INVESTMENTS:

Cash in banks and treasury branches, in transit and on hand	\$ 151,188,768.48
Investments:	
Special Investment Fund (Statement No. 15)	135,193,144.03
	<u>\$ 286,381,912.51</u>

## SCHEDULE "I.2"

## ACCOUNTS RECEIVABLE:

Advanced Education Department:	
Government of Canada	\$ 4,983,147.10
Miscellaneous accounts	160,033.37
	<u>\$ 5,143,180.47</u>
Agriculture Department:	
Government of Canada	\$ 180,730.39
Miscellaneous accounts	396,296.57
	<u>577,026.96</u>
Attorney General's Department:	
Government of Canada	\$ 1,290.50
Miscellaneous accounts	426,774.24
	<u>428,064.74</u>
Culture, Youth and Recreation Department:	
Miscellaneous accounts	9,343.56
Education Department:	
Government of Canada	\$ 192,170.81
Miscellaneous accounts	388.10
	<u>192,558.91</u>
Environment Department:	
Miscellaneous accounts	773.75
Health and Social Development:	
Government of Canada	\$ 10,596,759.37
Mental hospitals, maintenance charges	34,906,267.02
Sanatorium, maintenance charges	57,027.00
Alcoholism rehabilitation centre, maintenance charges	106,234.62
Provinces and municipalities	658,006.19
Miscellaneous accounts	38,700.88
	<u>46,362,995.08</u>

Carried forward \$ 52,713,943.47

## STATEMENT No. 2—Continued

## SCHEDULE "I.2"—Continued

ACCOUNTS RECEIVABLE—brought forward .....		\$ 52,713,943.47
Highways and Transport Department:		
Government of Canada .....	\$ 2,719.24	
Miscellaneous accounts .....	106,303.50	
		109,022.74
Industry and Tourism Department:		
Government of Canada .....	\$ 1,285.50	
Miscellaneous accounts .....	443.50	
		1,729.00
Labour Department:		
Miscellaneous accounts .....		26,042.27
Lands and Forests Department:		
Government of Canada .....	\$ 39,991.92	
Miscellaneous accounts .....	1,700,164.60	
		1,740,156.52
Legislation:		
Miscellaneous accounts .....		98,802.56
Mines and Minerals Department:		
Miscellaneous accounts .....		41,423.69
Municipal Affairs Department:		
Miscellaneous accounts .....		1,418,218.55
Public Works Department:		
Government of Canada .....	\$ 86,761.76	
Miscellaneous accounts .....	387,711.16	
		474,472.92
Treasury Department:		
Government of Canada .....	\$ 1,462,802.35	
Miscellaneous accounts .....	20,767,759.85	
		22,230,562.20
		\$78,854,373.92
Less: Allowance for doubtful accounts .....		53,727,015.46
		\$ 25,127,358.46
Alberta Liquor Control Board .....		109,146.25
		<u>\$ 25,236,504.71</u>

## SCHEDULE "I.3"

## ARREARS OF ASSESSED TAXES:

Fuel oil tax .....	\$ 7,080,690.23
Mineral tax .....	43,659.22
Bus mileage tax .....	1,542.69
Succession duties tax .....	548.92
	\$ 7,126,441.06
Less: Allowance for doubtful accounts .....	3,733.72
	<u>\$ 7,122,707.34</u>

## STATEMENT No. 2—Continued

## SCHEDULE "I.4"

## INTEREST RECEIVABLE:

Advanced Education Department .....	\$	143,415.53
Agriculture Department .....		61,694.46
Lands and Forests Department:		
On public land sales .....	\$	397,374.68
Miscellaneous .....		71,436.95
Mines and Minerals Department .....		468,811.63
Municipal Affairs Department .....		1,135.97
Public Works Department .....		135,951.69
Treasury Department .....		175,441.71
		5,874,790.28
	\$	6,861,241.27
Less: Allowance for doubtful accounts .....		6,273,761.24
	\$	587,480.03

## Miscellaneous:

On special investment fund .....	2,334,963.61
On municipal loans revolving fund .....	829,628.64
On advances under The Municipal Land Loans Act .....	585,382.00
On bank balances .....	418,506.85
On advances to Alberta Government Telephones Commission .....	358,902.66
On rural electrification revolving fund .....	239,098.86
On advances to University of Alberta Students' Union .....	127,477.68
On advances under The New Towns Act .....	101,811.71
On advances to University of Calgary Students' Union .....	68,709.73
On general trust fund .....	40,955.62
On rural telephones revolving fund .....	10,604.85
On miscellaneous advances .....	6,671.68

\$ 5,710,193.92

## SCHEDULE "I.5"

## EQUIPMENT, STORES AND MATERIAL:

Department	Automobiles	Equipment and Supplies	Stores and Material	Livestock and Poultry	Libraries	Totals
Advanced Education .....	\$ 25,680.43	\$ 194,396.60	\$ 465,921.62	\$140,505.00	\$ 20,300.00	\$ 846,803.65
Agriculture .....	43,872.62	549,026.12	53,250.00		1,250.00	647,398.74
Attorney General .....	190,600.00	465,933.00	765,681.41		405,508.00	1,827,722.41
Culture, Youth and Recreation .....	41,086.78	136,310.53	19,798.23		49,188.94	246,384.48
Education .....	10,168.65	340,320.26	491,318.86			841,807.77
Environment .....	25,370.00	276,935.39	25,550.00		15,500.00	343,355.39
Executive Council .....	37,384.73	116,573.88	12,223.49		7,632.00	173,814.10
Federal and Intergovernmental Affairs .....	3,320.58	4,603.53	3,000.00		1,500.00	12,424.11
Health and Social Development .....	113,007.94	317,186.66	1,620,167.21	24,940.00	106,542.57	2,181,844.38
Highways and Transport .....	3,925.62	469,186.14	124,604.27			597,716.03
Industry and Tourism .....	102,876.82	1,164,281.87	113,913.62		1,000.00	1,382,072.31
Labour .....	4,591.50	87,153.98	49,375.00			141,120.48
Lands and Forests .....	1,222,505.11	6,705,652.23	61,192.02		9,239.48	7,998,588.84
Legislation .....		44,927.83	124,312.64			169,240.47
Mines and Minerals .....	2,449.90	63,315.82	17,678.91		6,188.18	89,632.81
Municipal Affairs .....	21,278.00	150,627.41	21,525.54		2,700.00	196,130.95
Public Works .....	27,257.70	70,327.90	946,549.89			1,044,135.49
Treasury .....	20,369.98	599,809.86	232,798.11		925.00	853,902.95
	\$ 1,895,746.36	\$11,756,569.01	\$ 5,148,860.82	\$165,445.00	\$627,474.17	\$19,594,095.36
Alberta Liquor Control Board .....	54,079.69	46,422.88	8,370,934.91			8,471,437.48
	\$ 1,949,826.05	\$11,802,991.89	\$13,519,795.73	\$165,445.00	\$627,474.17	\$28,065,532.84

## STATEMENT No. 2—Continued

## SCHEDULE "I.6"

## PREPAID EXPENSES:

General Revenue Fund .....	\$ 209,024.50
Alberta Liquor Control Board .....	118,550.63
	<u>\$ 327,575.13</u>

## SCHEDULE "I.7"

## UNFUNDED DEBT:

Accounts Payable:		
General Revenue Fund .....	\$ 37,604,560.44	
Alberta Liquor Control Board .....	8,703,689.71	
	<u>\$ 46,308,250.15</u>	
Interest on funded debt, accrued but not due .....		5,699,910.16
Loans from Government of Canada, Lesser Slave Lake project .....		944,368.28
Interest on savings certificates, accrued but not due .....		178.07
		<u>\$ 52,952,706.66</u>

## SCHEDULE "I.8"

## UNEARNED REVENUE:

General Revenue Fund:		
Revenue of the fiscal year 1972-73 on hand, or in transit, March 31, 1972:		
Automobile and truck licenses, drivers' licenses, etc. ....	\$ 8,390,584.21	
Other revenues .....	859,953.18	
	<u>\$ 9,250,537.39</u>	
Alberta Liquor Control Board .....		397,302.00
		<u>\$ 9,647,839.39</u>

## SCHEDULE "I.9"

## RESERVES:

Alberta Liquor Control Board .....	<u>\$ 10,251,530.60</u>
------------------------------------	-------------------------

## SCHEDULE "I.10"

## SUSPENSE:

Consisting of cash collections not allocated at March 31, 1972, and which will eventually be disbursed to other funds or refunded .....	<u>\$ 584,730.60</u>
---	----------------------

## SCHEDULE "I.11"

## CONSOLIDATED SURPLUS:

Accumulated surplus on income account (Statement No. 17) .....	\$1,917,427,221.51
Add:	
Income assets less income liabilities and adjustments .....	\$ 56,883,696.51
Civil service pension fund transferred from capital .....	7,863,753.14
	<u>64,747,449.65</u>
	<u>\$1,982,174,671.16</u>
Deduct: Excess of capital expenditures over receipts to March 31, 1972 .....	1,702,767,051.96
	<u>\$ 279,407,619.20</u>

STATEMENT No. 2—Continued  
SCHEDULE OF TRUST ACCOUNTS

	Sundry Trusts	Liabilities	Cash and Short Term Deposits	Bonds, Debentures and Savings Certificates	Arrears of Assessed Taxes	Accounts and Loans Receivable	Miscellaneous Assets
Advanced Education Department:	\$	\$	\$	\$	\$	\$	\$
Agricultural and vocational college, Fairview	6,289.77		6,289.77				
Agricultural and vocational college, Olds	19,642.10		19,642.10				
Agricultural and vocational college, Vermilion	8,664.58		8,664.58				
Alberta Universities Commission:							
Matured coupons	46,703.00		46,703.00				
Sinking fund	3,545,065.73		113.07	3,450,796.54			90,156.12
Northern Alberta institute of technology	39,926.55		39,926.55				
Southern Alberta institute of technology	75,591.44		75,591.44				
University of Calgary sinking fund	364,292.64		1,341.94	359,267.66			3,683.04
Agriculture Department:							
Claude Galignier Memorial Fund	11,543.78		1,809.89	9,733.89			
Crop Reinsurance Fund	8,041.69		733,919.39			352,303.02	2,536.30
Horned cattle trust	1,913,585.38	1,096,800.40	1,758,585.38			13,896.07	163,292.98
Investstock Patron's Assurance Fund	387,328.00		110,084.28	43,811.10			
Light of Entry Arbitration Act	387,328.00		387,328.00				
Wheat board money trust	125,212.16		3,151.90	119,422.45			2,637.81
Attorney General's Department:							
Central Registry Assurance Fund	110,590.13		89,887.70	20,340.78			
Fines and costs distribution trust	32,997.19		(17,002.81)	50,000.00			361.65
Insurance companies trust	3,941,736.59		3,941,736.59				
Land titles office, Calgary	61,858.65		63,272.88				
Land titles office, Edmonton	12,500.00		61,858.65				
Motor Vehicle Dealers Regulation Act	12,500.00			12,500.00			
Public Trustee's Regulation Act	43,539,681.67	3,362,375.60	1,854,813.90	29,893,413.71		2,461,845.88	12,691,983.78
Registrar's assurance fund	165,484.00		115,484.00	50,000.00			
Securities Act	31,810.00			31,810.00			
Various court officials, Provincial judges and correctional institutions	3,693,557.25		3,654,951.25	38,500.00			106.00
Education Department:							
Mildred Rose Weston Estate Trust	37,532.24		7,644.74	29,887.50			
School for the deaf	4,449.16		4,449.16				
School foundation program fund	4,504,263.80		3,977,465.72			507,040.16	19,757.92
Environment Department:							
Water resources development fund	67,792.04	129,513.06	197,305.10				
Executive Council:							
Library, students' deposits	52.00		52.00				
Health and Social Development:							
Child welfare trust	582,819.04		579,669.04	3,150.00			
Hospitals:							
Patients' trust accounts	311,572.16		311,572.16				
Miscellaneous	3,960.44		3,960.44				
Mets population betterment trust	119,698.91		119,698.91				
Industry and Tourism:							
Licensing of Trades and Businesses Act	3,000.00			3,000.00			
Research Council of Alberta	18,000.00			18,000.00			

† Deficit





STATEMENT No. 3

## GOVERNMENT OF THE PROVINCE OF ALBERTA

## COMPARATIVE STATEMENT OF ACCOUNTS PAYABLE

AS AT MARCH 31, 1971 AND MARCH 31, 1972

Service	March 31, 1972	March 31, 1971	Increase	Decrease
<b>INCOME ACCOUNT:</b>				
Agriculture Department .....	\$ 684,589.51	\$ 441,137.77	\$ 243,451.74	\$ .....
Attorney General's Department .....	3,840,883.52	335,242.44	3,505,641.08	.....
Education Department .....	753,464.43	3,314,178.72	.....	2,560,714.29
Executive Council .....	449,215.52	405,287.95	43,927.57	.....
Highways and Transport Department .....	15,865,634.12	6,171,824.84	9,693,809.28	.....
Industry and Tourism Department .....	188,867.86	692,362.55	.....	503,494.69
Labour Department .....	53,849.76	64,146.80	.....	10,297.04
Lands and Forests Department .....	787,917.45	503,532.46	284,384.99	.....
Legislation .....	66,986.99	68,290.63	.....	1,303.64
Mines and Minerals Department .....	30,978.68	42,244.98	.....	11,266.30
Municipal Affairs Department .....	2,579,020.02	86,104.92	2,492,915.10	.....
Provincial Secretary's Department .....	.....	65,691.32	.....	65,691.32
Public Debt, miscellaneous .....	660.30	51,944.06	.....	51,283.76
Health and Social Development Department .....	6,041,630.75	9,644,611.15	.....	3,602,980.40
Public Works Department .....	1,040,136.84	713,501.36	326,635.48	.....
Treasury Department .....	2,249,078.07	574,249.77	1,674,828.30	.....
Culture, Youth and Recreation Department .....	994,612.57	498,836.68	495,775.89	.....
The Environment Department .....	122,549.77	.....	122,549.77	.....
Advanced Education Department .....	1,850,590.52	.....	1,850,590.52	.....
Federal and Intergovernmental Affairs .....	3,763.35	.....	3,763.35	.....
Minister of Telephones .....	130.41	.....	130.41	.....
Sub-total .....	\$37,604,560.44	\$23,673,188.40	\$13,931,372.04	.....
Interest on funded debt, accrued but not due .....	5,699,910.16	2,813,151.20	2,886,758.96	.....
Interest on savings certificates, accrued but not due .....	178.07	178.07	.....	.....
<b>TOTAL: Income Account .....</b>	<b>\$43,304,648.67</b>	<b>\$26,486,517.67</b>	<b>\$16,818,131.00</b>	<b>.....</b>
			(Net)	
<b>CAPITAL ACCOUNT:</b>				
Agriculture Department .....	\$ 6,724.84	\$ 886,848.96	\$ .....	\$ 880,124.12
Education Department .....	101,730.59	.....	101,730.59	.....
Executive Council .....	.....	24,043.05	.....	24,043.05
Highways and Transport Department .....	2,616,271.64	1,681,934.15	934,337.49	.....
Lands and Forests Department .....	387,925.61	166,411.79	221,513.82	.....
Municipal Affairs Department .....	.....	19,485.82	.....	19,485.82
Health and Social Development Department .....	13,734.55	629.95	13,104.60	.....
Public Works Department .....	5,877,975.22	4,302,197.55	1,575,777.67	.....
Treasury Department .....	.....	55,125.00	.....	55,125.00
The Environment Department .....	1,459,584.81	.....	1,459,584.81	.....
<b>TOTAL: Capital Account .....</b>	<b>\$10,463,947.26</b>	<b>\$ 7,136,676.27</b>	<b>\$ 3,327,270.99</b>	<b>.....</b>
			(Net)	
<b>TOTAL: Accounts Payable, General</b>				
Revenue Fund .....	\$53,768,595.93	\$33,623,193.94	\$20,145,401.99	.....

## GOVERNMENT OF THE PROVINCE OF ALBERTA

SUMMARIZED COMPARATIVE STATEMENT OF REVENUE AND EXPENDITURE  
(Showing Source and Disposition of All Funds)

## GENERAL REVENUE FUND

FOR THE YEAR ENDED MARCH 31, 1972

## REVENUE

	Actual	Estimates	In excess of estimates	Less than estimates
Income Account:				
Agriculture Department .....	\$ 4,320,870.78	\$ 3,431,065.00	\$ 889,805.78	\$ .....
Attorney General's Department .....	12,595,546.50	10,313,700.00	2,281,846.50	.....
Education Department .....	730,712.32	650,230.00	80,482.32	.....
Executive Council .....	25,319,017.47	22,335,000.00	2,984,017.47	.....
Highways and Transport Department .....	29,628,712.28	28,500,500.00	1,122,212.28	.....
Industry and Tourism Department .....	884,314.08	913,550.00	.....	29,235.92
Labour Department .....	1,973,249.08	1,770,050.00	203,199.08	.....
Lands and Forests Department .....	10,759,660.63	10,370,530.00	389,130.63	.....
Legislation .....	1,179,253.95	1,162,000.00	17,253.95	.....
Mines and Minerals Department .....	275,797,957.32	276,653,500.00	.....	855,542.68
Municipal Affairs Department .....	1,038,714.73	1,708,915.00	.....	670,200.27
Health and Social Development Department .....	160,007,125.06	129,148,910.00	30,858,215.06	.....
Public Works Department .....	3,715,201.84	3,428,220.00	286,981.84	.....
Treasury Department .....	466,819,723.21	449,342,100.00	17,477,623.21	.....
Culture, Youth and Recreation Department .....	362,689.17	556,030.00	6,659.17	.....
The Environment Department .....	249,585.23	609,250.00	.....	359,664.77
Advanced Education Department .....	73,323,472.23	68,601,950.00	4,721,522.23	.....
Total: Income Account .....	\$1,068,905,805.88	\$1,009,501,500.00	\$ 59,404,305.88	.....
			(Net)	
Capital and Statutory Account:				
Agriculture Department .....	\$ 1,538,649.21	\$ 734,000.00	\$ 804,649.21	\$ .....
Executive Council .....	222,618.12	2,105,500.00	.....	1,882,881.88
Highways and Transport Department .....	931,719.77	523,000.00	408,719.77	.....
Lands and Forests Department .....	1,596,571.11	1,761,000.00	.....	164,428.89
Municipal Affairs Department .....	23,976.24	36,550.00	.....	12,573.76
Public Debt .....	102,625,000.00	.....	102,625,000.00	.....
Health and Social Development Department .....	8,510,144.86	1,736,000.00	6,774,144.86	.....
Public Works Department .....	3,083,906.33	2,753,000.00	330,906.33	.....
Treasury Department .....	59,501,947.71	43,630,600.00	15,871,347.71	.....
The Environment Department .....	50,365.55	500,000.00	.....	449,634.45
	\$ 178,084,898.90	\$ 53,779,650.00	\$ 124,305,248.90	.....
			(Net)	
Less: Sale of investments .....	\$ 19,045,666.73	.....	.....	.....
Proceeds from sale of debentures .....	102,625,000.00	.....	.....	.....
	\$ 121,670,666.73	.....	.....	.....
Total: Capital Account .....	\$ 56,414,232.17	.....	.....	.....

## EXPENDITURE

Income Account:				
Agriculture Department .....	\$ 14,172,179.89	\$ 13,525,890.00	\$ 646,289.89	\$ .....
Attorney General's Department .....	28,747,505.29	26,892,845.00	1,854,660.29	.....
Education Department .....	225,635,105.28	234,873,150.00	.....	9,238,044.72
Executive Council .....	23,953,454.41	20,662,805.00	3,290,649.41	.....
Highways and Transport Department .....	55,137,690.04	51,859,600.00	3,278,090.04	.....
Industry and Tourism Department .....	6,921,390.41	6,723,607.00	197,783.41	.....
Labour Department .....	5,302,945.54	4,865,610.00	437,335.54	.....
Lands and Forests Department .....	27,072,846.58	20,283,720.00	6,789,126.58	.....
Legislation .....	3,961,809.43	4,408,853.00	.....	447,043.57
Mines and Minerals Department .....	2,023,350.46	2,176,680.00	.....	153,329.54
Municipal Affairs Department .....	9,846,455.66	12,673,069.00	.....	2,826,613.34
Provincial Secretary's Department .....	66,206.51	50,000.00	16,206.51	.....
Public Debt .....	16,741,046.56	14,819,785.00	1,921,261.56	.....
Health and Social Development Department .....	355,789,348.06	325,722,654.00	30,066,694.06	.....
Public Works Department .....	34,761,723.93	36,771,770.00	.....	2,010,046.07
Treasury Department .....	93,766,373.66	87,489,360.00	6,277,013.66	.....
Culture, Youth and Recreation Department .....	6,096,413.48	5,394,310.00	702,103.48	.....
The Environment Department .....	2,147,042.54	3,105,720.00	.....	958,677.46
Advanced Education Department .....	132,362,449.59	136,838,390.00	.....	4,475,940.41
Federal and Intergovernmental Affairs .....	107,455.28	47,882.00	59,573.28	.....
Minister of Telephones .....	15,733.49	.....	15,733.49	.....
Total: Income Account .....	\$1,044,628,526.09	\$1,009,185,700.00	\$ 35,442,826.09	.....
			(Net)	

## STATEMENT No. 4—Continued

## EXPENDITURE—Continued

	Actual	Estimates	In excess of estimates	Less than estimates
Capital and Statutory Account:				
Agriculture Department .....	\$ 1,877,017.43	\$ 1,439,620.00	\$ 437,397.43	\$ .....
Executive Council .....	3,015,425.40	4,202,000.00	.....	1,186,574.60
Highways and Transport Department .....	57,425,893.05	55,417,300.00	2,008,593.05	.....
Lands and Forests Department .....	4,510,129.33	5,100,670.00	.....	590,540.67
Legislation .....	56,500.00	53,000.00	3,500.00	.....
Health and Social Development Department .....	3,200,000.00	7,000,000.00	.....	3,800,000.00
Public Works Department .....	43,531,270.34	51,684,050.00	.....	8,152,779.66
Treasury Department .....	51,747,504.70	48,340,000.00	3,407,504.70	.....
The Environment Department .....	6,338,061.80	5,876,600.00	461,461.80	.....
Advanced Education Department .....	50,399,423.15	41,249,000.00	9,150,423.15	.....
	<u>\$ 222,101,225.20</u>	<u>\$ 220,362,240.00</u>	<u>\$ 1,738,985.20</u>	<u>.....</u>
			(Net)	
Less: Purchase of investments .....	<u>3,012,118.28</u>			
Total: Capital Account .....	<u>\$ 219,089,106.92</u>			
Income Surplus, Statement No. 5 .....	\$ 24,277,279.79	\$ 315,800.00	\$ 23,961,479.79	\$ .....
Net capital expenditure, Statement No. 6 .....	<u>162,674,874.75</u>	<u>166,582,590.00</u>	.....	<u>3,907,715.25</u>
Deficit .....	<u>\$ 138,397,594.96</u>	<u>\$ 166,266,790.00</u>	.....	<u>\$ 27,869,195.04</u>
Accounted for by:				
Proceeds of debenture issues .....	\$ 102,625,000.00			
Sale of investments, net, Special Investment Fund .....	16,033,548.45			
Increase in accounts payable .....	<u>20,145,401.99</u>			
		\$ 138,803,950.44		
Less: Increase of cash in banks and treasury branches .....		<u>406,355.48</u>		
		<u>\$ 138,397,594.96</u>		



## GOVERNMENT OF THE PROVINCE OF ALBERTA

## SUMMARIZED STATEMENT OF REVENUE AND EXPENDITURE

## INCOME ACCOUNT

FOR THE YEAR ENDED MARCH 31, 1972

## REVENUE

	Actual	Estimates	In excess of or *less than estimates	Per capita; actual	Per cent of revenue; actual
Subsidies .....	\$ 3,007,975.00	\$ 3,008,000.00	\$ 25.00*	\$ 1.82	.28%
Federal-Provincial Fiscal Arrangements ..	8,570,000.00	8,000,000.00	570,000.00	5.19	.80
Taxes .....	372,535,713.98	352,807,250.00	19,728,463.98	225.77	34.86
Licenses .....	29,782,701.80	29,604,935.00	177,766.80	18.09	2.79
Fees .....	299,809,025.62	298,887,840.00	921,185.62	181.70	28.05
Fines and penalties .....	3,674,680.96	3,400,000.00	274,680.96	2.23	.34
Profits from trading activities .....	63,939,773.66	61,300,000.00	2,639,773.66	38.75	5.98
Miscellaneous .....	689,896.37	770,030.00	80,133.63*	.41	.06
Refunds of expenditure .....	239,050,610.84	203,326,180.00	35,724,430.84	144.87	22.36
From revenue-producing assets .....	23,392,786.13	28,637,265.00	5,244,478.87*	14.17	2.19
Pension acts .....	24,452,641.52	19,760,000.00	4,692,641.52	14.81	2.29
	<u>\$1,068,905,805.88</u>	<u>\$1,009,501,500.00</u>	<u>\$ 59,404,305.88</u>	<u>\$647.77</u>	<u>100.00%</u>

## EXPENDITURE

	Actual	Estimates	In excess of or *less than estimates	Per capita; actual	Per cent of revenue; actual	Per cent of expenditure; actual
Debt charges .....	\$ 16,741,046.56	\$ 14,819,785.00	\$ 1,921,261.56	\$ 10.14	1.57%	1.60%
Education .....	357,916,581.57	372,218,500.00	14,301,918.43*	216.91	33.48	34.26
Legislation .....	1,741,268.98	1,065,187.00	676,081.98	1.05	.16	.17
General government .....	65,226,144.60	64,039,534.00	1,186,610.60	39.53	6.10	6.24
Miscellaneous .....	40,379,708.20	35,586,225.00	4,793,483.20	24.47	3.78	3.87
Administration of justice .....	26,065,570.88	24,654,855.00	1,410,715.88	15.79	2.44	2.50
Agriculture .....	14,343,351.26	13,970,250.00	373,101.26	8.69	1.34	1.37
Public domain, research and development ..	53,932,701.61	49,964,015.00	3,968,686.61	32.68	5.05	5.16
Public welfare, institutions and charitable grants .....	417,143,471.91	385,225,099.00	31,918,372.91	252.81	39.03	39.94
Highways, bridges and ferries .....	50,707,034.54	47,100,250.00	3,606,784.54	30.73	4.74	4.85
Commissions and fines paid to municipalities and refunds .....	431,645.98	542,000.00	110,354.02*	.26	.04	.04
	<u>\$1,044,628,526.09</u>	<u>\$1,009,185,700.00</u>	<u>\$ 35,442,826.09</u>	<u>\$633.06</u>	<u>97.73%</u>	<u>100.00%</u>
Income Surplus, per Statement No. 4 ..	\$ 24,277,279.79	\$ 315,800.00	\$ 23,961,479.79	\$ 14.71	2.27%	

Population estimated by Statistics Canada: 1,650,000.

GOVERNMENT OF THE PROVINCE OF ALBERTA  
SUMMARIZED STATEMENT OF REVENUE AND EXPENDITURE  
CAPITAL ACCOUNT

FOR THE YEAR ENDED MARCH 31, 1972

REVENUE

	Actual	Estimates	In excess of or *less than estimates
Proceeds from sale of debentures	\$ 102,625,000.00	\$ 102,625,000.00	\$102,625,000.00
Working advances	23,268,074.55	21,325,000.00	1,943,074.55
Sale of investments	19,045,666.73	9,235,000.00	9,810,666.73
Loans and advances:			
Municipal loans revolving fund	5,941,000.00	5,937,000.00	16,000.00*
Alberta Government Telephones Commission	3,145,301.45	3,145,300.00	1.45
New Towns Act	2,058,684.12	200,000.00	1,858,684.12
Alberta Housing Corporation	1,643,533.10		1,643,533.10
Rural electrification revolving fund	1,000,000.00	1,000,000.00	
Self-Liquidating Projects Act	827,449.42	819,000.00	8,449.42
University of Alberta Hospital	804,548.86	804,500.00	48.86
Alberta Resources Railway Corporation	600,000.00		600,000.00
Rural telephones revolving fund	500,000.00	500,000.00	
Miscellaneous	823,582.25	779,350.00	44,232.25
	17,344,099.20	13,205,150.00	
Refunds of expenditure:			
Government of Canada:			
Health resources fund	\$ 8,510,144.86	\$ 1,736,000.00	6,774,144.86
Agricultural rehabilitation and development	1,199,395.47	1,060,000.00	139,395.47
Refund of sales tax	917,448.49	1,500,000.00	582,551.51*
Trans-Canada highway	877,519.15		877,519.15
Miscellaneous	259,220.20	2,605,500.00	2,346,279.80*
	\$ 11,763,728.17	\$ 6,901,500.00	
Other refunds:			
Regional pipe line	1,675,000.00	450,000.00	1,225,000.00
Miscellaneous		1,300,000.00	1,300,000.00*
	13,438,728.17	8,651,500.00	
Sale of assets:			
Land sales principal	\$ 1,220,677.96	\$ 853,000.00	367,677.96
Homestead sales principal	564,801.91	450,000.00	114,801.91
Miscellaneous	28,662.15	15,500.00	13,162.15
	1,814,142.02	1,318,500.00	
Miscellaneous	549,188.23	44,500.00	504,688.23
	\$178,084,898.90	\$ 53,779,650.00	\$124,305,248.90
Less: Proceeds from sale of debentures	\$102,625,000.00		
Sale of investments	19,045,666.73		
	\$121,670,666.73		
	\$ 56,414,232.17		

## STATEMENT No. 6—Continued

## EXPENDITURE

Public buildings and equipment .....	\$	\$ 98,312,409.93	\$	\$ 99,986,050.00	\$	1,673,640.07*
Highways and bridges:						
Primary highways .....	\$	38,054,743.78	\$	38,300,000.00		245,256.22*
Secondary roads .....		8,071,250.55		8,000,000.00		71,250.55
Bridges construction .....		5,585,273.40		5,700,000.00		114,726.60*
Employment programs .....		2,490,040.80		300,000.00		2,190,040.80
Surveys and property branch .....		1,461,505.51		1,505,600.00		44,094.49*
Planning branch .....		1,063,391.13		1,061,700.00		1,691.13
		<u>56,726,205.17</u>		<u>54,867,300.00</u>		
Working advances .....		24,704,422.49		21,325,000.00		3,379,422.49
Loans and advances:						
Alberta Housing Act .....	\$	10,000,000.00	\$	10,000,000.00		
Municipal Land Loans Act .....		6,307,892.56		10,000,000.00		3,692,107.64*
Alberta Commercial Corporation .....		4,550,000.00		500,000.00		4,050,000.00
Miscellaneous .....		1,164,914.58		4,689,620.00		3,524,705.42*
		<u>22,022,806.94</u>		<u>25,189,620.00</u>		
Public domain:						
Lesser Slave Lake projects .....	\$	2,947,881.78	\$	4,000,000.00		1,052,118.22*
Big Horn storage and power development .....		2,138,426.52		1,480,000.00		658,426.52
Employment program .....		2,013,787.43		2,820,000.00		806,212.57*
Farm adjustment and consolidation .....		1,188,884.19		1,220,000.00		31,115.81*
Resource conservation and utilization .....		996,826.61		1,000,000.00		3,173.39*
Agricultural rehabilitation and development .....		943,759.76		994,670.00		50,910.24*
Forestry construction .....		684,727.18		699,000.00		14,272.82*
Miscellaneous .....		459,891.68		789,000.00		329,108.32*
		<u>11,374,185.15</u>		<u>13,002,670.00</u>		
Public works .....		5,391,213.53		4,926,600.00		464,613.53
Purchase of investments .....		3,012,118.28		1,000,000.00		2,012,118.28
Miscellaneous .....		557,863.71		65,000.00		492,863.71
		<u>\$22,101,225.20</u>		<u>\$220,362,240.00</u>		<u>1,738,985.20</u>
Less: Purchase of investments .....		3,012,118.28				
		<u>\$219,089,106.92</u>				
Net capital expenditure, Statement No. 4 .....		<u>\$162,674,874.75</u>		<u>\$166,582,590.00</u>		<u>\$ 3,907,715.25*</u>

## RECONCILIATION

	Actual	Estimates	In excess of or *less than estimates
Gross revenue as above .....	\$178,084,898.90	\$ 53,779,650.00	\$124,305,248.90
Less:			
Proceeds from sale of debentures .....	\$102,625,000.00	\$	\$102,625,000.00
Sales of investments .....	19,045,666.73	9,235,000.00	9,810,666.73
	<u>\$121,670,666.73</u>	<u>\$ 9,235,000.00</u>	<u>\$112,435,666.73</u>
Net revenue per report, page No. 16 .....	<u>\$ 56,414,232.17</u>	<u>\$ 44,544,650.00</u>	<u>\$ 11,869,582.17</u>
Gross expenditure as above .....	\$222,101,225.20	\$220,362,224.00	\$ 1,738,985.20
Less: Purchase of investments .....	3,012,118.28	1,000,000.00	2,012,118.28
Net expenditure per report, page No. 16 .....	<u>\$219,089,106.92</u>	<u>\$219,362,224.00</u>	<u>\$ 273,133.08*</u>





STATEMENT No. 7

## GOVERNMENT OF THE PROVINCE OF ALBERTA

COMPARATIVE STATEMENT OF REVENUE AND EXPENDITURE  
SHOWING SOURCES OF REVENUE AND NATURE OF EXPENDITURE

FOR THE YEAR ENDED MARCH 31, 1972

## REVENUE—INCOME ACCOUNT

Particulars	Actual	Estimates	In Excess of Estimates	Less than Estimates
<b>SUBSIDIES:</b>				
Amount payable pursuant to agreement for transfer of natural resources	\$ 1,125,000.00	\$ 1,125,000.00	\$	\$
Debt allowance	405,375.00	405,000.00	375.00	
Government and legislation	240,000.00	240,000.00		
Population	1,237,600.00	1,238,000.00		400.00
	\$ 3,007,975.00	\$ 3,008,000.00		\$ 25.00
				(Net)
<b>FEDERAL-PROVINCIAL FISCAL ARRANGEMENTS</b>	\$ 8,570,000.00	\$ 8,000,000.00	\$ 570,000.00	
			(Net)	
<b>TAXES:</b>				
Fire Prevention Act	\$ 96,882.46	\$ 81,250.00	\$ 15,632.46	\$
Fur	79,549.08	125,000.00		45,450.92
Gasoline and fuel oil	83,700,217.75	80,500,000.00	3,200,217.75	
Government of Canada:				
Share of income tax, public utility corporations	5,268,133.00	8,000,000.00		2,731,867.00
Income Tax Act	260,120,601.74	242,000,000.00	18,120,601.74	
Insurance Corporations Tax Act	5,211,191.23	4,800,000.00	411,191.23	
Mileage, buses	331,320.25	300,000.00	31,320.25	
Mineral	2,885,716.83	2,500,000.00	385,716.83	
Pari-mutuel	2,072,421.82	2,500,000.00		427,578.18
Succession duties	3,473.35	1,000.00	2,473.35	
Tobacco	12,766,206.47	12,000,000.00	766,206.47	
	\$372,535,713.98	\$352,807,250.00	\$ 19,728,463.98	
			(Net)	
<b>LICENSES:</b>				
Amusements Act	\$ 133,668.20	\$ 64,000.00	\$ 69,668.20	\$
Automobiles, trucks, etc.	26,908,841.20	26,903,000.00	5,841.20	
Billiard rooms	10,012.50	10,600.00		587.50
Brands	34,183.00	26,000.00	8,183.00	
Butchers and hide dealers	396.25	400.00		3.75
Cemetery	780.00	800.00		20.00
Collection agencies	7,265.00	6,000.00	1,265.00	
Commissioners for Oaths Act	43,815.00	35,000.00	8,815.00	
Crematories	420.00	440.00		20.00
Cream graders	654.00	720.00		66.00
Dairies	955.00	900.00	55.00	
Establishment registration	4,000.00	3,500.00	500.00	
Fishing	488,041.80	500,000.00		11,958.20
Frozen Food Act	1,915.00	1,915.00		
Fuel Oil Licensing Act	37,830.00	36,800.00	1,030.00	
Fur farms	1,620.00	2,000.00		380.00
Game	1,360,857.18	1,350,000.00	10,857.18	
Industrial radiological technicians	2,525.00		2,525.00	
Insurance Act:				
Agents' license fees	83,161.50	85,000.00		1,838.50
Companies' license fees	146,173.13	139,000.00	7,173.13	
Landmen Licensing Act	1,550.00		1,550.00	
Licensing of Trades and Businesses Act	411,212.06	352,750.00	58,462.06	
Livestock dealers	8,641.00	8,500.00	141.00	
Livestock medicines	6,450.00	6,800.00		350.00
Notaries Public Act	1,260.00	2,500.00		1,240.00
Nursing Aides Act	26,637.65	20,000.00	6,637.65	
Pesticide	3,080.00	2,200.00	880.00	
Poultry	1,194.00	1,200.00		6.00
Private Investigators and Security Guards Act	19,505.00	10,000.00	9,505.00	
Real estate agents	23,688.00	22,500.00	1,188.00	
Sale of Chattels by Public Auction Act	8,850.33	9,500.00		649.67
Seed dealers	190.00	500.00		310.00
Slaughterhouse	20.00	60.00		40.00
Stockyards	250.00	300.00		50.00
Water and ice permits	2,686.00	1,500.00	1,186.00	
Wells	374.00	550.00		176.00
	\$ 29,782,701.80	\$ 29,604,935.00	\$ 177,766.80	
			(Net)	
<b>FEES:</b>				
Alberta Government Telephones Commission:				
Coupon processing	\$ 13,333.33	\$ 20,000.00	\$	\$ 6,666.67
Earnings and profit	1,500,000.00	1,500,000.00		
Aircraft landing fees	35,029.24	36,000.00		970.76
Alberta Municipal Financing Corporation	20,000.00	20,000.00		
Alberta Petroleum Industry Training Centre	3,560.00	60,000.00		56,440.00
Alberta student council workshop	5,489.00	12,500.00		7,011.00

STATEMENT No. 7—Continued  
REVENUE—INCOME ACCOUNT—Continued

Particulars	Actual	Estimates	In Excess of Estimates	Less than Estimates
<b>FEES—Continued:</b>				
Analytical services .....	\$ 6,861.00	\$ 10,000.00	\$ .....	\$ 3,139.00
Apprenticeship Act .....	12,391.00	20,000.00	.....	7,609.00
Artificial insemination .....	1,556.00	1,000.00	556.00	.....
Authentication of documents .....	1,300.07	1,000.00	300.07	.....
Bacteriological service .....	2,660.00	2,580.00	80.00	.....
Boilers Act:				
Examinations .....	34,572.50	35,000.00	.....	427.50
Inspection certificates .....	529,557.93	518,300.00	11,257.93	.....
Survey of drawings .....	45,017.09	53,000.00	.....	7,982.91
Caution fees .....	565.20	.....	565.20	.....
Certificates of eligibility .....	70,437.25	65,000.00	5,437.25	.....
Certified swine policy .....	1,418.75	1,250.00	168.75	.....
Change of Name Act .....	12,490.00	12,000.00	490.00	.....
Civil service parking .....	184,610.00	207,000.00	.....	22,390.00
Clerks of the Court Act .....	1,043,285.83	800,000.00	243,285.83	.....
Coal analysis .....	886.50	1,000.00	.....	113.50
Companies Act .....	742,500.97	585,000.00	157,500.97	.....
Companies, extracts and searches .....	91,080.99	70,000.00	21,080.99	.....
Companies, miscellaneous registrations .....	3,592.50	2,500.00	1,092.50	.....
Consolidated investment and special reserve fund .....	60,000.00	60,000.00	.....	.....
Cow testing .....	9,496.00	9,200.00	296.00	.....
Cream grading service charges .....	11,086.14	12,530.00	.....	1,443.86
Credit union examination fees .....	32,385.79	33,000.00	.....	614.21
Cultural activities .....	50,602.20	56,830.00	.....	6,227.80
Debtors' Assistance Act .....	194.25	50.00	144.25	.....
Dental Technicians Act .....	4,728.00	.....	4,728.00	.....
Disabled students tuition fees .....	172,273.05	90,000.00	82,273.05	.....
Education:				
Appeals .....	7,461.45	6,250.00	1,211.45	.....
Examinations .....	108,801.47	120,000.00	.....	11,198.53
Electrical Protection Act .....	363,590.69	270,000.00	93,590.69	.....
Elevator and Fixed Conveyances Act .....	71,826.48	62,000.00	9,826.48	.....
Employment Agencies Act .....	2,392.00	.....	2,392.00	.....
Farm management .....	22,361.00	27,770.00	.....	5,409.00
Fish royalty .....	12,194.18	20,000.00	.....	7,805.82
Forest technology school .....	68,917.20	58,000.00	10,917.20	.....
4-H and junior forest wardens .....	1,060.00	1,000.00	60.00	.....
Gas Protection Act .....	132,400.06	125,000.00	7,400.06	.....
Gasoline testing .....	21,091.00	24,000.00	.....	2,909.00
Industrial engineering services .....	9,683.85	6,500.00	3,183.85	.....
Inspection service .....	2,325.00	2,150.00	175.00	.....
Land Titles Act:				
General .....	3,336,014.00	2,500,000.00	836,014.00	.....
Registrar's assurance fund .....	1,154,243.25	825,000.00	329,243.25	.....
Lands and grazing:				
Cultivation rentals, fees, etc. ....	162,137.54	160,000.00	2,137.54	.....
Grazing rentals, fees, etc. ....	643,863.91	450,000.00	193,863.91	.....
Hay fees, dues, etc. ....	5,180.00	10,000.00	.....	4,820.00
Homestead leases, rentals, fees, etc. ....	222,761.69	150,000.00	72,761.69	.....
Land patent, miscellaneous .....	506.49	1,000.00	.....	493.51
Miscellaneous leases .....	190,258.36	180,000.00	10,258.36	.....
Miscellaneous permits .....	113,321.36	220,000.00	.....	106,678.64
Right of entry leases .....	708,949.93	800,000.00	.....	91,050.07
Sand and gravel leases, permits, etc. ....	123,757.19	200,000.00	.....	76,242.81
Local Authorities Board:				
Debenture applications .....	37,792.50	29,000.00	8,792.50	.....
General tariff .....	313.00	1,000.00	.....	687.00
Magistrates' and Justices' Act .....	223,946.62	300,000.00	.....	76,053.38
Maintenance charges:				
Correctional institutions .....	26,390.00	36,000.00	.....	9,610.00
Henwood, Edmonton .....	29,738.35	33,000.00	.....	3,261.65
Mental hospitals .....	1,875,949.50	1,612,000.00	263,949.50	.....
Sanatoriums .....	736,208.00	742,000.00	.....	5,792.00
Welfare institutions .....	743,170.27	685,400.00	57,770.27	.....
Marriage Act .....	77,506.50	72,000.00	5,506.50	.....
Mining, coal:				
Fees and rentals .....	1,956,023.99	800,000.00	1,156,023.99	.....
Royalties .....	559,702.75	600,000.00	.....	40,297.25
Miscellaneous .....	2,406.45	2,500.00	.....	93.55
Mining, other:				
Quarrying fees, rentals and royalties .....	79,726.10	90,000.00	.....	10,273.90
Miscellaneous .....	95,668.15	170,000.00	.....	74,331.85
Names of Homes Act .....	140.00	200.00	.....	60.00
Oil sands:				
Fees and rentals .....	1,061,065.98	1,000,000.00	61,065.98	.....
Royalties .....	1,942,065.88	2,000,000.00	.....	57,934.12
Orderly payment of debts .....	14,965.19	13,000.00	1,965.19	.....
Outdoor education centre .....	5,752.50	.....	5,752.50	.....
Pension Benefits Act .....	15,799.63	14,500.00	1,299.63	.....
Petroleum and natural gas:				
Rentals, fees, etc. ....	71,346,061.94	58,000,000.00	13,346,061.94	.....
Royalties .....	174,637,712.35	170,000,000.00	4,637,712.35	.....
Sale of Crown reserve leases and reservations .....	21,070,186.90	41,400,000.00	.....	20,329,813.10
Pipe lines .....	12,144.87	11,000.00	1,144.87	.....
Planning Act, subdivision fees .....	16,200.00	11,000.00	5,200.00	.....
Plumbing .....	39,934.00	21,300.00	18,634.00	.....
Police costs .....	315.85	500.00	.....	184.15
Pollution control .....	2,650.00	.....	2,650.00	.....
Poultry blood testing .....	20,327.17	18,000.00	2,327.17	.....

# REVENUE AND EXPENDITURE

49

## STATEMENT No. 7—Continued

### REVENUE—INCOME ACCOUNT—Continued

Particulars	Actual	Estimates	In Excess of Estimates	Less than Estimates
<b>FEES—Continued:</b>				
Pre-marital blood tests .....	\$ 17,847.00	\$ 20,000.00	\$ .....	\$ 2,153.00
Private bills .....	2,365.00	.....	2,365.00	.....
Provincial Auditor's office:				
Audit fees .....	149,761.90	122,000.00	27,761.90	.....
Data processing fees .....	973,508.29	1,040,000.00	.....	66,491.71
Public Trustee Act .....	794,194.93	510,000.00	284,194.93	.....
Public Utilities Board:				
Tariff fees .....	4,313.89	1,300.00	3,013.89	.....
Recreation branch .....	17,722.85	26,400.00	.....	8,677.15
Registry:				
General .....	281,649.97	275,000.00	6,649.97	.....
Assurance fund .....	62,859.98	65,000.00	.....	2,140.02
Reserve leases .....	38.00	.....	38.00	.....
Research branch .....	2,076.00	.....	2,076.00	.....
Road allowance leases .....	16,285.68	5,000.00	11,285.68	.....
Schools:				
High school correspondence courses .....	292,225.19	362,000.00	.....	69,774.81
Technical schools .....	822,916.76	836,160.00	.....	13,243.24
Vocational schools .....	68,347.90	10,770.00	57,577.90	.....
Securities commission .....	140,355.10	170,000.00	.....	29,644.90
Sheriffs' Act .....	180,463.35	150,000.00	30,463.35	.....
Small business course fees .....	4,859.00	32,400.00	.....	27,541.00
Snow plowing .....	25,320.71	.....	25,320.71	.....
Soil and feed testing .....	28,036.65	50,000.00	.....	21,963.35
Solicitors' earnings .....	43,122.76	25,000.00	18,122.76	.....
Stock Inspection Act .....	477,445.35	420,000.00	57,445.35	.....
Surface rights on east slope forest reserve .....	508,505.30	400,000.00	108,505.30	.....
Teachers' certificates and permits .....	4,365.77	10,000.00	.....	5,634.23
Timber:				
Rentals, fees, dues, etc., including reforestation fees .....	4,491,257.87	4,600,000.00	.....	108,742.13
Tractor and welding school fees .....	5,270.00	9,000.00	.....	3,730.00
Tradesmen's Qualification Act, certificate fees .....	33,807.00	40,000.00	.....	6,193.00
Trade Schools Regulation Act .....	2,537.26	.....	2,537.26	.....
Training in industry .....	1,920.00	2,000.00	.....	80.00
Transcripts .....	25,492.54	39,000.00	.....	13,507.46
Treasury branches, earnings .....	966,906.99	1,000,000.00	.....	33,093.01
Tuition fees, agricultural rehabilitation and development students .....	3,104.50	20,000.00	.....	16,895.50
Tuition fees, human resources development authority students .....	105,467.55	.....	105,467.55	.....
Tuition fees, miscellaneous .....	520.38	1,000.00	.....	479.62
Vital statistics .....	227,666.32	225,000.00	2,666.32	.....
Water power rentals .....	190,799.10	225,000.00	.....	34,200.90
Welding Act, examinations and certificates .....	9,891.00	12,000.00	.....	2,109.00
Witness fees .....	7,874.46	8,000.00	.....	125.54
	\$299,809,025.62	\$298,887,840.00	\$ 921,185.62 (Net)	.....

### FINES AND PENALTIES:

Government of Canada, statute fines .....	\$ 1,696,530.18	\$ 1,400,000.00	\$ 296,530.18	\$ .....
Provincial statute fines .....	1,978,150.78	2,000,000.00	.....	21,849.22
	\$ 3,674,680.96	\$ 3,400,000.00	\$ 274,680.96 (Net)	.....

### PROFITS FROM TRADING ACTIVITIES:

Liquor Control Act .....	\$ 63,808,783.57	\$ 61,000,000.00	\$ 2,808,783.57	\$ .....
On working funds .....	130,990.09	300,000.00	.....	169,009.91
	\$ 63,939,773.66	\$ 61,300,000.00	\$ 2,639,773.66 (Net)	.....

### MISCELLANEOUS:

Agriculture Department .....	\$ 11,151.56	\$ 1,700.00	\$ 9,451.56	.....
Attorney General's Department .....	198,955.92	73,150.00	125,805.92	.....
Education Department .....	11,746.16	10,000.00	1,746.16	.....
Executive Council .....	40,265.34	.....	40,265.34	.....
Highways and Transport Department .....	8,754.53	17,500.00	.....	8,745.47
Industry and Tourism Department .....	23,053.58	12,000.00	11,053.58	.....
Labour Department .....	8,628.92	13,000.00	.....	4,371.08
Lands and Forests Department .....	135,259.05	206,000.00	.....	70,740.95
Legislation .....	376.77	.....	376.77	.....
Mines and Minerals .....	121,146.27	80,000.00	41,146.27	.....
Municipal Affairs .....	4,158.60	3,200.00	958.60	.....
Health and Social Development Department .....	49,822.02	312,950.00	.....	263,127.98
Public Works Department .....	4,701.22	5,030.00	.....	328.78
Treasury Department .....	16,810.49	21,000.00	.....	4,189.51
Culture, Youth and Recreation Department .....	7,336.66	11,500.00	.....	4,163.34
The Environment Department .....	947.13	1,000.00	.....	52.87
Advanced Education Department .....	46,782.15	2,000.00	44,782.15	.....
	\$ 689,896.37	\$ 770,030.00	\$ .....	\$ 80,133.63 (Net)

### REFUNDS OF EXPENDITURE:

Government of Canada re:				
Agricultural rehabilitation and development .....	\$ 634,862.24	\$ 326,600.00	\$ 308,262.24	\$ .....
Alberta emergency measures organization .....	468,970.91	256,600.00	212,370.91	.....
Bilingualism .....	52,008.96	.....	52,008.96	.....

## STATEMENT No. 7—Continued

## REVENUE—INCOME ACCOUNT—Continued

Particulars	Actual	Estimates	In Excess of Estimates	Less than Estimates
REFUNDS OF EXPENDITURE—Continued:				
Government of Canada—Continued:				
Blind pensions .....	\$ 150,167.84	\$ 157,500.00	\$	\$ 7,332.16
Canada assistance plan .....	47,235,124.72	37,942,000.00	9,293,124.72	
Canada land inventory .....	295,657.92	368,000.00		72,342.08
Child and maternal health .....	35,837.31		35,837.31	
Communicable diseases .....	20,554.28		20,554.28	
Community development program .....	102,176.78		102,176.78	
Construction grants .....	109,857.59		109,857.59	
Co-operative activities .....	2,677.51		2,677.51	
Crop insurance .....	1,609,125.35	1,250,000.00	359,125.35	
Disabled persons' pensions .....	676,035.57	690,000.00		13,964.43
Division of alcoholism, rehabilitation of disabled persons .....	18,777.79	45,000.00		26,222.21
Division of mental health, rehabilitation of disabled persons .....	60,331.32	60,000.00	331.32	
Environmental health services .....		70,000.00		70,000.00
Excise and fuel oil tax .....	5,727.84	5,000.00	727.84	
Farm labour supervision .....	47,705.12	85,000.00		37,294.88
Friendship centre agreement .....	34,500.00	30,000.00	4,500.00	
4-H and junior forest wardens' branch .....	24,414.12	19,000.00	5,414.12	
General public health .....	51,673.43		51,673.43	
Health services extension program .....	238,782.58	819,000.00		580,217.42
Health units and public health services .....	220,320.58	142,000.00	78,320.58	
Hospital insurance .....	102,468,661.71	81,802,770.00	20,665,891.71	
Human resources development projects .....		1,575,000.00		1,575,000.00
Indian reserve fire protection agreement .....	28,350.60	21,000.00	7,350.60	
Instruction in citizenship .....	5,594.00	1,500.00	4,094.00	
Insulin and special drugs .....	73,422.46		73,422.46	
Laboratory and x-ray school .....	10,000.00	10,000.00		
Lesser Slave Lake projects .....	718,733.63	1,000,000.00		281,266.37
Medical rehabilitation services and crippled children .....	65,679.00		65,679.00	
Mental health .....	168,328.00	115,000.00	53,328.00	
Nursing aides, recruitment .....	18,155.45		18,155.45	
Overseas project .....	25,948.07	130,000.00		104,051.93
Post secondary education .....	61,403,953.00	58,160,000.00	3,243,953.00	
Professional training .....	115,197.37		115,197.37	
Recreation branch .....	39,854.00		39,854.00	
Relocation of highway No. 2 .....	2,000,000.00	1,000,000.00	1,000,000.00	
Sheep policy .....	6,433.75	2,000.00	4,433.75	
Social hygiene .....	30,000.00	30,000.00		
Technical information service grant .....	67,000.00	64,500.00	2,500.00	
Text books and readers .....	5,364.67	4,000.00	1,364.67	
Training of manpower .....	8,878,171.00	7,700,000.00	1,178,171.00	
Training of nursing aides .....	1,523.00	1,500.00	23.00	
Tuberculosis control .....	38,071.79		38,071.79	
Unemployment assistance agreement .....	618,501.90	413,140.00	205,361.90	
Vocational rehabilitation of disabled persons, Henwood .....	27,291.00		27,291.00	
Vocational training .....	771,623.14	742,000.00	29,623.14	
Vocational training, research .....	8,678.16		8,678.16	
Vocational training, Treasury Department .....	79.96		79.96	
Welfare grants .....		2,500.00		2,500.00
TOTAL: Government of Canada .....	\$229,689,505.42	\$195,040,610.00	\$ 34,648,895.42	
			(Net)	
Administration of:				
Improvement districts .....	\$ 147,400.00	\$ 732,080.00	\$	\$ 584,680.00
Mobile equipment licensing .....	74,581.65	50,000.00	24,581.65	
Special areas .....		370,000.00		370,000.00
Alberta Vocational Training Centre, Grande Cache:				
Room and board .....	465.00		465.00	
Alberta Vocational Centre, Grouard:				
Room and board .....	40,488.19		40,488.19	
Adult Vocational Training Centre, Fort McMurray:				
Cafeteria .....	6,105.70	8,020.00		1,914.30
Room and board .....	84,928.30	94,200.00		9,271.70
Miscellaneous .....	5,040.88		5,040.88	
Agricultural and Vocational Colleges Act .....	633,253.74	590,000.00	43,253.74	
Alberta Health Care Insurance Commission:				
Administration .....	24,293.70		24,293.70	
Maintenance .....	276,775.23	214,770.00	62,005.23	
Alberta Housing Act .....	81,322.73	60,000.00	21,322.73	
Assessments .....	432,738.30	400,000.00	32,738.30	
Blind pensions, reimbursements by provinces .....	4,539.97	3,600.00	939.97	
Cafeteria, Northern Alberta Institute of Technology .....	404,949.60	363,000.00	41,949.60	
Child Welfare Act .....	676,127.78	837,000.00		160,872.22
Community development program .....	5,200.20		5,200.20	
Cultural activities .....	1,491.47	2,800.00		1,308.53
Disabled persons' allowances, reimbursement by provinces .....	21,404.80	22,500.00		1,095.20
Farm water supply program .....	846.75	11,000.00		10,153.25
Forest technology school .....	21,229.42	35,530.00		14,300.58
Fuel oil dyeing services .....	216.00	20,000.00		19,784.00
Hospital insurance:				
Third party liability .....	590,438.39	365,000.00	225,438.39	
Hospital services:				
Hospital uncollectible accounts .....	170,444.52		170,444.52	
Recovery of interest .....	5,099.06		5,099.06	
Juvenile offenders and probation branch .....	101,280.00	500.00	100,780.00	
Milk control costs .....	57,434.48	64,500.00		7,065.52



## STATEMENT No. 7—Continued

## REVENUE—INCOME ACCOUNT—Continued

Particulars	Actual	Estimates	In Excess of Estimates	Less than Estimates
REFUNDS OF EXPENDITURE—Continued:				
Municipal nursing service agreements .....	\$ 59,558.06	\$ 80,000.00	\$ .....	\$ 20,441.94
Municipal nursing services .....	38,113.58	.....	38,113.58	.....
Previous year's refunds .....	1,188,338.44	500,000.00	688,338.44	.....
Public assistance .....	265,809.13	425,000.00	.....	159,190.87
Reimbursement re administration, Aberhart Memorial Sanatorium .....	63,434.53	.....	63,434.53	.....
Reimbursement of salaries and expenses .....	461,032.57	344,400.00	116,632.57	.....
Repayment of grants .....	.....	10,000.00	.....	10,000.00
Sale of equipment .....	63,648.13	120,000.00	.....	56,351.87
Sale of license plates .....	207,171.30	175,000.00	32,171.30	.....
Sale of materials and supplies .....	507,299.49	386,900.00	120,399.49	.....
Sale of motor vehicles .....	46,767.07	100,000.00	.....	53,232.93
School for the deaf, miscellaneous charges to students .....	59,961.08	.....	59,961.08	.....
Services and supplies to staff:				
Correctional institutions .....	21,495.71	24,500.00	.....	3,004.29
Forestry officials .....	220,921.91	100,000.00	120,921.91	.....
Henwood, Edmonton .....	5,777.25	10,000.00	.....	4,222.75
Mental hospitals .....	238,797.69	365,000.00	.....	126,202.31
Sanatoriums .....	41,336.67	54,000.00	.....	12,663.33
School for the deaf .....	6,820.84	50,480.00	.....	43,659.16
Welfare institutions .....	39,112.11	45,310.00	.....	6,197.89
Sharing of medical salaries .....	1,957,274.00	1,250,000.00	707,274.00	.....
Supplementary allowances, reimbursements:				
Disabled persons' allowances .....	340.00	480.00	.....	140.00
	\$ 9,361,105.42	\$ 8,285,570.00	\$ 1,075,535.42 (Net)	.....
	\$239,050,610.84	\$203,326,180.00	\$ 35,724,430.84 (Net)	.....
FROM REVENUE-PRODUCING ASSETS:				
Interest:				
Advances to Alberta Government Telephones Commission .....	\$ 1,157,588.45	\$ 1,157,600.00	\$ .....	\$ 11.55
Advances to Alberta Resources Railway Corporation .....	.....	6,080,000.00	.....	6,080,000.00
Advances to cities .....	6,311.58	6,300.00	11.58	.....
Advances to school book branch advance .....	76,185.81	72,000.00	4,185.81	.....
Advances to students' union and physical education building .....	194,082.85	194,000.00	82.85	.....
Advances to University of Calgary, students union building .....	104,507.40	104,600.00	.....	92.60
Advances to University of Alberta Hospital .....	315,135.56	315,100.00	35.56	.....
Advances under Farm Purchase Credit Act .....	1,285,178.57	1,091,000.00	194,178.57	.....
Advances under Municipal Capital Expenditure Loans Act .....	1,499,759.85	1,499,000.00	759.85	.....
Advances under Municipal Land Loans Act .....	1,480,358.10	1,582,600.00	.....	102,241.90
Advances under New Towns Act .....	456,127.95	395,000.00	61,127.95	.....
Advances under Rural Electrification Revolving Fund Act .....	553,207.51	570,000.00	.....	16,792.49
Advances under Rural Telephones Revolving Fund Act .....	106,683.88	112,500.00	.....	5,816.12
Advances under Self-Liquidating Projects Act .....	26,777.77	27,400.00	.....	622.23
Agricultural advances, 1955 .....	235.29	200.00	35.29	.....
Agricultural advances, 1958 .....	943.57	600.00	343.57	.....
Agricultural advances, 1959 .....	643.29	300.00	343.29	.....
Agricultural advances, 1964 .....	198.73	100.00	98.73	.....
Agricultural advances, 1965 .....	355.85	100.00	255.85	.....
Agricultural advances, 1966 .....	832.02	600.00	232.02	.....
Agricultural advances, 1967 .....	1,573.83	1,135.00	438.83	.....
Agricultural advances, 1968 .....	682.99	400.00	282.99	.....
Agricultural advances, 1969 .....	910.00	800.00	110.00	.....
Agricultural advances, 1970 .....	757.84	500.00	257.84	.....
Agricultural advances, 1971 .....	12.47	.....	12.47	.....
Bank balances .....	3,753,479.30	3,975,000.00	.....	221,520.70
General trust investments .....	685,561.35	725,000.00	.....	39,438.65
Land sales .....	187,101.47	150,000.00	37,101.47	.....
Special Investment Fund, investments (including profits) .....	7,746,661.19	7,140,000.00	606,661.19	.....
Students' loans .....	170,228.08	100,000.00	70,228.08	.....
Various loans and advances .....	591.54	1,000.00	.....	408.46
Farms:				
Alberta horticultural research centre .....	3,677.76	8,000.00	.....	4,322.24
Correctional institutions .....	19,322.35	43,000.00	.....	23,677.65
Sale of eggs .....	24,922.92	21,000.00	3,922.92	.....
Sale of poultry .....	4,816.53	5,000.00	.....	183.47
Sale of trees .....	18,317.85	.....	18,317.85	.....
Garage revenue .....	57,519.43	60,000.00	.....	2,480.57
Government of Canada:				
Air weapons range agreement .....	132,699.96	53,000.00	79,699.96	.....
Miscellaneous:				
Correctional institutions .....	15,995.41	65,500.00	.....	49,504.59
Henwood, Edmonton .....	2,890.77	2,000.00	890.77	.....
Mental hospitals .....	20,631.86	9,500.00	11,131.86	.....
Provincial museum .....	23,061.75	20,000.00	3,061.75	.....
Sanatorium, Calgary .....	1,921.30	1,500.00	421.30	.....
Welfare institutions .....	427.04	800.00	.....	372.96
Pilot plant, Research Council .....	8,242.41	5,500.00	2,742.41	.....
Power plants:				
Calgary .....	31,280.85	30,000.00	1,280.85	.....
Edmonton, south .....	1,487,581.14	1,562,400.00	.....	74,818.86
Provincial jubilee auditoriums .....	381,981.03	406,000.00	.....	24,018.97
Provincial parks fees, rentals, permits, etc. ....	219,529.05	160,000.00	59,529.05	.....
Rentals .....	1,092,723.98	825,000.00	267,723.98	.....

## STATEMENT No. 7—Continued

## REVENUE—INCOME ACCOUNT—Continued

Particulars	Actual	Estimates	In Excess of Estimates	Less than Estimates
FROM REVENUE-PRODUCING ASSETS—Continued:				
Rentals and utilities:				
Agricultural and vocational colleges .....	\$ 3,079.90	\$ 4,115.00		\$ 1,035.10
Correctional institutions .....	19,176.16	30,565.00		11,388.84
Mental hospitals .....	8,187.25	17,835.00		9,647.75
Sanatorium, Calgary .....	1,294.64	2,600.00		1,305.36
Welfare institutions .....	830.70	1,115.00		284.30
	\$ 23,392,786.13	\$ 28,637,265.00		\$ 5,244,478.87 (Net)

## PENSION ACTS:

Local Authorities Pension Act .....	\$ 12,844,008.96	\$ 9,700,000.00	\$ 3,144,008.96	
The M.L.A. Pension Act .....	66,474.71	60,000.00	6,474.71	
Public Service Pension Act .....	11,542,157.85	10,000,000.00	1,542,157.85	
	\$ 24,452,641.52	\$ 19,760,000.00	\$ 4,692,641.52 (Net)	

## REVENUE—CAPITAL ACCOUNT

## REPAYMENT OF ADVANCES AND LOANS:

Agricultural advances, 1955 .....	\$ 531.00	\$ 1,000.00	\$	\$ 469.00
Agricultural advances, 1958 .....	1,638.98	2,000.00		361.02
Agricultural advances, 1959 .....	1,361.44	2,000.00		638.56
Agricultural advances, 1964 .....	493.58	1,000.00		506.42
Agricultural advances, 1965 .....	1,066.12	2,000.00		933.88
Agricultural advances, 1966 .....	2,378.52	3,000.00		621.48
Agricultural advances, 1967 .....	5,510.92	8,000.00		2,489.08
Agricultural advances, 1968 .....	3,017.43	5,000.00		1,982.57
Agricultural advances, 1969 .....	2,454.71	4,000.00		1,545.29
Agricultural advances, 1970 .....	5,192.85	8,000.00		2,807.15
Agricultural advances, 1971 .....	330.69	550.00		219.31
Alberta Government Telephones Commission .....	3,145,301.45	3,145,300.00	1.45	
Alberta Health Plan .....	5,454.98		5,454.98	
Alberta Housing Corporation .....	1,643,533.10		1,643,533.10	
Alberta Resources Railway Corporation .....	600,000.00		600,000.00	
Bow River Irrigation District .....	41,000.00	25,000.00	16,000.00	
Implemented guarantees:				
Grain drying .....	250.00	500.00		250.00
Interim assistance .....	1,429.40	9,000.00		7,570.60
Rural electrification associations .....	393.60	500.00		106.40
Land utilization advances .....	2,826.54	5,000.00		2,173.46
Municipal Land Loans Act .....	473,273.17	484,900.00		11,626.83
Municipal loans revolving fund .....	5,941,000.00	5,957,000.00		16,000.00
New Towns Act:				
Rainbow Lake .....	2,058,684.12	200,000.00	1,858,684.12	
Rural electrification revolving fund .....	1,000,000.00	1,000,000.00		
Rural telephones revolving fund .....	500,000.00	500,000.00		
Self-Liquidating Projects Act .....	827,449.42	819,000.00	8,449.42	
St. Mary River Irrigation District .....	105,000.00	75,000.00	30,000.00	
Town of Athabasca .....	1,025.64		1,025.64	
Treasury Bills:				
City of Calgary .....	30,150.98	30,150.00	.98	
City of Edmonton .....	27,694.77	27,690.00	4.77	
City of Lethbridge .....	833.33	760.00	73.33	
University of Alberta Hospital .....	804,548.86	804,500.00	48.86	
University of Alberta Students' Union re building contributions .....	52,115.01	52,100.00	15.01	
University of Calgary, students union re building contributions .....	26,233.02	26,200.00	33.02	
Wanham land project:				
Advances for clearing and breaking .....	4,596.64	6,000.00		1,403.36
Wildlife damage .....	27,327.35		27,327.35	
Statutory:				
Secretary-treasurers of school districts, bond premiums .....	1.58		1.58	
	\$ 17,344,099.20	\$ 13,205,150.00	\$ 4,138,949.20 (Net)	

## WORKING ADVANCES:

Cattle-purchasing advance .....	\$ 46,559.59		\$ 46,559.59	
Highways stock advance .....	12,200,636.35	15,000,000.00		2,799,343.65
Imprest advances .....		25,000.00		25,000.00
Public Works stock advance .....	2,328,246.31	1,500,000.00	828,246.31	
Queen's Printer's advance .....	4,529,822.33	800,000.00	3,729,822.33	
School book branch advance .....	4,162,789.97	4,000,000.00	162,789.97	
	\$ 23,268,074.55	\$ 21,325,000.00	\$ 1,943,074.55 (Net)	

## SALE OF ASSETS:

Homestead sales, principal .....	\$ 564,801.91	\$ 450,000.00	\$ 114,801.91	
Land sales, principal .....	1,220,677.96	853,000.00	367,677.96	
Materials, etc.: .....				
Bridges .....	24,192.14	5,000.00	19,192.14	
Ferries .....		500.00		500.00
Highways .....	4,470.01	10,000.00		5,529.99
	\$ 1,814,142.02	\$ 1,318,500.00	\$ 495,642.02 (Net)	



## STATEMENT No. 7—Continued

## REVENUE—CAPITAL ACCOUNT—Continued

Particulars	Actual	Estimates	In Excess of Estimates	Less than Estimates
REFUNDS OF EXPENDITURE:				
Government of Canada:				
Agricultural rehabilitation and development .....	\$ 1,199,395.47	\$ 1,060,000.00	\$ 139,395.47	
Health resources fund .....	8,510,144.86	1,736,000.00	6,774,144.86	
Lesser Slave Lake projects .....	222,618.12	2,000,000.00		1,777,381.88
Native projects .....		105,500.00		105,500.00
Refund of sales tax .....	917,448.49	1,500,000.00		582,551.51
Resource conservation and utilization .....		500,000.00		500,000.00
Saskatchewan-Nelson basin study .....	36,602.08		36,602.08	
Trans-Canada highway .....	877,519.15		877,519.15	
TOTAL: Government of Canada .....	\$ 11,763,728.17	\$ 6,901,500.00	\$ 4,862,228.17	
			(Net)	
Board of Transport Commissioners for Canada re:				
Grade crossings .....	\$ .....	\$ 500,000.00	\$ .....	\$ 500,000.00
Regional pipeline .....	1,675,000.00	450,000.00	1,225,000.00	
Stony Plain, Spruce Grove, Parkland, water line .....		800,000.00		800,000.00
TOTAL: Other refunds .....	\$ 1,675,000.00	\$ 1,750,000.00		\$ 75,000.00
				(Net)
	\$ 13,438,728.17	\$ 8,651,500.00	\$ 4,787,228.17	
			(Net)	
MISCELLANEOUS:				
Control of agricultural pests .....	\$ 373,035.00	\$ 12,000.00	\$ 361,035.00	
Sale of seed grain .....	13,085.80	12,000.00	1,085.80	
Surveys and compensation for lands .....	25,538.47	7,500.00	18,038.47	
Sundry .....	137,528.96	13,000.00	124,528.96	
	\$ 549,188.23	\$ 44,500.00	\$ 504,688.23	
			(Net)	
SALE OF INVESTMENTS .....	\$ 19,045,666.73	\$ 9,235,000.00	\$ 9,810,666.73	
			(Net)	

## PUBLIC DEBT:

## Statutory:

Proceeds from sale of debentures .....	\$102,625,000.00		\$102,625,000.00	
			(Net)	

## SUMMARY OF REVENUE

## INCOME ACCOUNT:

Subsidies .....	\$ 3,007,975.00	\$ 3,008,000.00	\$ .....	\$ 25.00
Federal-Provincial Fiscal Arrangements .....	8,570,000.00	8,000,000.00	570,000.00	
Taxes .....	372,535,713.98	352,807,250.00	19,728,463.98	
Licenses .....	29,782,701.80	29,604,935.00	177,766.80	
Fees .....	299,809,025.62	298,887,840.00	921,185.62	
Fines and penalties .....	3,674,680.96	3,400,000.00	274,680.96	
Profits from trading activities .....	63,939,773.66	61,300,000.00	2,639,773.66	
Miscellaneous .....	689,896.37	770,030.00		80,133.63
Refunds of expenditure:				
Government of Canada .....	229,689,505.42	195,040,610.00	34,648,895.42	
Other refunds .....	9,361,105.42	8,285,570.00	1,075,535.42	
From revenue-producing assets .....	23,392,786.13	28,637,265.00		5,244,478.87
Pension acts .....	24,452,641.52	19,760,000.00	4,692,641.52	
TOTAL: Income Account .....	\$1,068,905,805.88	\$1,009,501,500.00	\$59,404,305.88	
			(Net)	

## CAPITAL ACCOUNT:

Repayment of advances and loans .....	\$ 17,344,099.20	\$ 13,205,150.00	\$ 4,138,949.20	
Working advances .....	23,268,074.55	21,325,000.00	1,943,074.55	
Sale of assets .....	1,814,142.02	1,318,500.00	495,642.02	
Refunds of expenditure:				
Government of Canada .....	11,763,728.17	6,901,500.00	4,862,228.17	
Other refunds .....	1,675,000.00	1,750,000.00		75,000.00
Miscellaneous .....	549,188.23	44,500.00	504,688.23	
Sale of investments .....	19,045,666.73	9,235,000.00	9,810,666.73	
Public debt .....	102,625,000.00		102,625,000.00	
TOTAL: Capital Account .....	\$178,084,898.90	\$53,779,650.00	\$124,305,248.90	

## EXPENDITURE—INCOME ACCOUNT

## DEBT CHARGES:

2302. Public debt, administration .....	\$ 123,690.44	\$ 267,785.00	\$ .....	\$ 144,094.56
2303. Public debt, interest .....	13,315,402.80	11,250,000.00	2,065,402.80	
2305. Debt retirement .....	3,301,953.32	3,302,000.00		46.68
	\$ 16,741,046.56	\$ 14,819,785.00	\$ 1,921,261.56	
			(Net)	

## EDUCATION:

Education Department:				
1303. Grants to schools .....	\$209,225,721.00	\$217,509,000.00	\$ .....	\$ 8,283,279.00
1305. Text books and readers .....	955,892.83	1,186,660.00		230,767.17
1306. Miscellaneous grants .....	241,425.03	154,250.00	87,175.03	

## STATEMENT No. 7—Continued

## EXPENDITURE—INCOME ACCOUNT—Continued

	Particulars	Actual	Estimates	In Excess of Estimates	Less than Estimates
<b>EDUCATION—Continued:</b>					
Education Department—Continued:					
1309.	Education of servicemen's children .....	\$ 59,221.16	\$ 60,800.00	\$ .....	\$ 1,578.84
1314.	Grants to private schools .....	597,809.00	750,000.00	.....	152,191.00
1315.	School administration .....	322,245.86	322,330.00	.....	84.14
1321.	Supervision of schools .....	1,642,885.31	1,930,420.00	.....	287,534.69
1322.	Guidance .....	41,048.07	57,800.00	.....	16,751.93
1323.	Registrar .....	95,262.33	113,890.00	.....	18,627.67
1324.	Board of reference and special investigations .....	2,265.02	1,000.00	1,765.02	.....
1325.	Pupil personal services branch .....	192,288.15	218,640.00	.....	26,351.85
1331.	Correspondence school branch .....	1,632,934.83	1,634,560.00	.....	1,625.17
1332.	School for the deaf .....	792,451.80	835,950.00	.....	43,498.20
1341.	Curriculum .....	375,526.15	433,830.00	.....	58,303.85
1342.	Audio visual services .....	560,481.82	562,630.00	.....	2,148.18
1343.	Educational television .....	521,824.07	523,300.00	.....	1,475.93
1344.	Operational research .....	178,161.24	191,980.00	.....	13,818.76
1345.	Communications .....	56,175.79	70,400.00	.....	14,224.21
1351.	Examinations .....	642,396.14	837,820.00	.....	195,423.86
Advanced Education:					
1115.	Agricultural and vocational college, Olds .....	1,163,103.49	1,100,500.00	62,603.49	.....
1116.	Agricultural and vocational college, Vermilion .....	781,781.64	762,490.00	19,291.64	.....
1117.	Agricultural and vocational college, Fairview .....	496,369.93	455,550.00	40,819.93	.....
1304.	Universities .....	89,500,000.00	89,500,000.00	.....	.....
1307.	Colleges .....	9,232,235.97	9,771,630.00	.....	539,394.03
1308.	Students assistance .....	1,111,592.27	7,106,730.00	.....	5,995,137.73
1310.	Universities commission .....	4,541,270.00	4,546,270.00	.....	5,000.00
1316.	Colleges commission .....	356,590.54	275,890.00	80,700.54	.....
1318.	Students' loans, interest .....	744,982.65	781,600.00	.....	36,617.35
1355.	Southern Alberta Institute of Technology .....	8,082,479.76	8,337,810.00	.....	255,330.24
1356.	Northern Alberta Institute of Technology .....	8,617,512.67	8,425,250.00	192,262.67	.....
1357.	Southern Alberta Institute of Technology, second occupational training .....	5,698.39	200,000.00	.....	194,301.61
1358.	Northern Alberta Institute of Technology, second occupational training .....	7,229.60	200,000.00	.....	192,770.40
1363.	Other vocational training .....	768,895.02	712,160.00	56,735.02	.....
1364.	Alberta petroleum industry training centre .....	106,232.78	228,860.00	.....	122,627.22
1365.	Alberta vocational centre, Edmonton .....	1,155,507.82	1,207,110.00	.....	51,602.18
1367.	Alberta vocational centre, Calgary .....	611,266.05	632,630.00	.....	21,363.95
1369.	Alberta vocational training centre, Fort McMurray .....	1,264,788.54	1,413,570.00	.....	148,781.46
1370.	Vocational rehabilitation of disabled persons .....	822,257.55	625,620.00	196,637.55	.....
1373.	Overseas project .....	17,316.03	130,000.00	.....	112,683.97
1374.	Alberta vocational centre, Grouard .....	.....	1,000.00	.....	1,000.00
1375.	Satellite centres .....	.....	1,000.00	.....	1,000.00
Labour Department:					
1712.	Apprenticeship training .....	1,124,131.67	1,027,210.00	96,921.67	.....
Public Works Department:					
2610.	Agricultural and vocational college, Fairview .....	370,062.48	395,980.00	.....	25,917.52
	Agricultural and vocational college, Olds .....	421,351.87	469,770.00	.....	48,418.13
	Agricultural and vocational college, Vermilion .....	282,032.67	324,110.00	.....	42,077.33
	Alberta vocational centre, Calgary .....	142,785.12	294,200.00	.....	151,414.88
	Alberta vocational centre, Edmonton .....	272,815.45	360,340.00	.....	87,524.55
	Alberta vocational centre, Grouard .....	160,192.62	162,510.00	.....	2,317.38
	Alberta vocational training school, Fort McMurray .....	165,541.27	170,410.00	.....	4,868.73
	Alberta petroleum industry centre, Edmonton .....	32,878.49	42,540.00	.....	9,661.51
	Northern Alberta Institute of Technology, Edmonton .....	1,350,230.70	1,456,850.00	.....	106,619.30
	Power and boiler house, The University of Alberta, Edmonton .....	64,554.71	6,920.00	57,634.71	.....
	School for the deaf, Edmonton .....	287,781.82	299,730.00	.....	11,948.18
	Southern Alberta Institute of Technology, Calgary .....	1,487,556.45	1,704,650.00	.....	217,093.55
	University of Alberta, north power plant .....	.....	61,400.00	.....	61,400.00
	University of Alberta, south power plant .....	1,674,856.63	1,630,950.00	43,906.63	.....
Special Warrant:					
	Priority Employment Training Program .....	2,556,183.32	.....	2,556,183.32	.....
		\$357,916,581.57	\$372,218,500.00	.....	\$ 14,301,918.43 (Net)
<b>LEGISLATION:</b>					
Executive Council:					
1402.	Executive Council office .....	\$ 235,472.94	\$ 157,295.00	\$ 78,177.94	\$ .....
1403.	Lieutenant Governor's office .....	17,412.69	16,919.00	493.69	.....
1404.	The Election Act .....	1,095,794.75	12,075.00	1,083,719.75	.....
Legislation:					
1902.	General administration .....	304,375.57	276,675.00	27,700.57	.....
1903.	Sessional .....	.....	504,000.00	.....	504,000.00
1904.	Library .....	57,288.59	60,423.00	.....	3,134.41
1910.	Leader of opposition .....	15,561.23	24,600.00	.....	9,038.77
1912.	Office of Mr. Speaker .....	.....	13,200.00	.....	13,200.00
Special Warrant:					
	Printing of Hansard .....	15,363.21	.....	15,363.21	.....
		\$ 1,741,268.98	\$ 1,065,187.00	\$ 676,081.98 (Net)	.....
<b>GENERAL GOVERNMENT:</b>					
Agriculture Department:					
1101.	Minister's office .....	\$ 38,634.16	\$ 29,460.00	\$ 9,174.16	.....
1102.	General administration .....	225,941.16	274,540.00	.....	48,598.84
1606.	Co-operative activities and credit union branch .....	433,225.23	419,220.00	14,005.23	.....
2014	Right of Entry Arbitration Board .....	146,243.13	166,300.00	.....	20,056.87

## STATEMENT No. 7—Continued

## EXPENDITURE—INCOME ACCOUNT—Continued

	Particulars	Actual	Estimates	In Excess of Estimates	Less than Estimates
GENERAL GOVERNMENT—Continued:					
Attorney General's Department:					
1201.	Minister's office .....	\$ 25,579.95	\$ 25,230.00	\$ 349.95	
1202.	General administration .....	1,631,012.80	1,487,630.00	143,382.80	
1203.	Office of the public trustee .....	1,005,755.35	938,810.00	66,945.35	
1205.	Debtors' Assistance Board .....	115,457.86	103,520.00	11,937.86	
1210.	Companies branch .....	254,976.77	234,300.00	20,676.77	
1212.	Insurance branch .....	189,293.69	182,370.00	6,923.69	
1213.	Alberta Racing Commission .....		100.00		100.00
1232.	Land titles office, Calgary .....	710,168.46	708,980.00	1,188.46	
1233.	Land titles office, Edmonton .....	1,105,100.23	1,041,130.00	63,970.23	
Education Department:					
1301.	Minister's office .....	40,604.40	46,160.00		5,555.60
1302.	General administration .....	529,272.71	504,860.00	24,412.71	
Advanced Education Department:					
1362.	General administration, vocational training .....	385,175.82	422,720.00		37,544.18
3002.	General administration .....	19,995.79		19,995.79	
Executive Council:					
1401.	Premier's office .....	159,779.35	161,928.00		2,148.65
1410.	Women's cultural and information bureau .....	27,263.71	26,100.00	1,163.71	
1420.	Personnel administration office .....	772,863.15	976,971.00		204,107.85
1421.	The Public Service Pension Act .....	8,419,509.67	7,530,000.00	889,509.67	
1424.	Retiring gratuity, civil servants .....	4,300.00	5,000.00		700.00
1425.	Members of The Legislative Assembly Pension Act .....	200,100.55	76,500.55	123,600.55	
1423.	Local Authorities Pension Act .....	3,303,689.41	2,900,000.00	403,689.41	
1425.	Public Service Pension Board .....	340,852.48	342,640.00		1,787.52
1443.	Ministerial assistants .....	168,461.49	178,440.00		9,978.51
Highways and Transport Department:					
1501.	Minister's office .....	30,699.75	31,230.00		530.25
1502.	General administration .....	486,769.71	515,000.00		28,230.29
1550.	Motor vehicle branch .....	4,661,827.38	5,110,160.00		448,332.62
Industry and Tourism Department:					
1601.	Minister's office .....	34,642.55	28,930.00	5,712.55	
1602.	General administration .....	273,788.12	119,000.00	154,788.12	
1607.	Alberta Commercial Branch .....	134,351.53	130,880.00	3,471.53	
1611.	Economic research branch .....	176,043.62	105,250.00	70,793.62	
1503.	Alberta freight bureau .....	93,425.18	80,210.00	13,215.18	
Labour Department:					
1701.	Minister's office .....	26,898.72	29,934.00		3,035.28
1702.	General administration .....	216,651.94	216,868.00		216.06
1703.	Amusement branch .....	77,350.10	75,950.00	1,400.10	
1717.	The Credit and Loan Agreements Act .....	52,200.25	49,790.00	2,410.25	
Lands and Forests Department:					
1801.	Minister's office .....	31,414.33	26,000.00	5,414.33	
1802.	General administration .....	774,561.25	746,760.00	27,801.25	
1803.	Advisory board and committees .....	4,915.42	2,000.00	2,915.42	
Legislation:					
1905.	Auditor's office .....	1,082,392.46	1,014,466.00	67,926.46	
1908.	Data processing centre .....	2,365,296.10	2,383,125.00		17,828.90
1911.	Ombudsman .....	121,532.27	132,364.00		10,831.73
Mines and Minerals Department:					
2001.	Minister's office .....	28,335.61	26,680.00	1,655.61	
2102.	General administration .....	301,218.51	298,750.00	2,468.51	
Municipal Affairs Department:					
2101.	Minister's office .....	30,774.71	29,160.00	1,614.71	
2102.	General administration .....	632,416.68	594,260.00	38,156.68	
2104.	Liaison office .....	21,578.02	16,880.00	4,698.02	
2106.	Alberta Assessment Appeal Board .....	71,417.99	65,460.00	5,957.99	
2107.	Assessment Commissioner and Alberta Assessment Equalization Board .....	182,292.00	164,830.00	17,462.00	
2115.	Municipal inspection branch .....	219,578.98	216,500.00	3,078.98	
2116.	Field service .....	469,985.30	454,080.00	15,905.30	
2117.	Assessment branch .....	1,863,329.37	1,828,000.00	35,329.37	
2120.	Local Authorities Board .....	117,573.19	118,870.00		1,296.81
2121.	Public Utilities Board, administration .....	147,185.77	149,360.00		2,174.23
Provincial Secretary's Department:					
2201.	Minister's office .....	1,244.00	1,000.00	244.00	
2202.	General administration .....	64,962.51	49,000.00	15,962.51	
Health and Social Development Department:					
2401.	Minister's office .....	2,768.88	12,800.00		10,031.12
2402.	General administration .....	352,543.09	553,600.00		201,056.91
2409.	Civil service nurse .....	18,356.08	17,600.00	756.08	
2501.	Minister's office .....	34,227.43	34,972.00		744.57
2502.	General administration .....	1,749,997.21	1,665,982.00	84,015.21	
2510.	Public assistance, administration expenses .....	379,638.65	440,541.00		60,902.35
2550.	Homes and institutions, administration expenses .....	154,242.74	153,688.00	554.74	
Public Works Department:					
2601.	Minister's office .....	28,505.33	30,860.00		2,354.67
2602.	General administration .....	743,220.82	688,580.00	54,640.82	
2603.	Architectural design branch .....	642,711.79	682,590.00		39,878.21
2604.	Engineering design branch .....	557,634.62	560,310.00		2,675.38
2605.	Construction supervision branch .....	368,197.27	343,600.00	24,597.27	
2609.	Physical plant division .....	1,422,514.41	1,423,500.00		985.59
2610.	Administration building, Edmonton .....	407,290.56	333,890.00	73,400.56	
	Administration building, Lethbridge .....	131,561.74	102,160.00	29,401.74	
	Administration building, Medicine Hat .....	70,531.76	63,200.00	7,331.76	
	Agriculture building, Edmonton .....	293,518.04	263,150.00	30,368.04	
	Alberta block, Edmonton .....	109,007.16	101,680.00	7,327.16	
	Alberta Health Care Insurance Commission offices, Edmonton .....	229,348.15	214,770.00	14,578.15	
	Alberta Jasper building, Edmonton .....	66,066.76	69,770.00		3,703.24

## STATEMENT No. 7—Continued

## EXPENDITURE—INCOME ACCOUNT—Continued

Particulars	Actual	Estimates	In Excess of Estimates	Less than Estimates
<b>GENERAL GOVERNMENT—Continued:</b>				
<b>Public Works Department—Continued:</b>				
Alberta office building, Edmonton .....	\$ 37,161.80	\$ 29,350.00	\$ 7,811.80	\$ .....
Alberta travel bureau, Montreal .....	3,063.31	19,550.00	.....	16,486.69
Beaver House, Edmonton .....	120,700.30	108,070.00	12,630.30	.....
Energy Resources building, Calgary .....	89,052.53	99,440.00	.....	10,387.47
Environment Conservation Authority, Edmonton .....	2,422.11	61,000.00	.....	58,577.89
Government offices .....	1,138,311.30	1,013,410.00	124,901.30	.....
Highway traffic board, weigh scales .....	127.02	280.00	.....	152.98
Highways building, Calgary .....	63,820.59	67,280.00	.....	3,459.41
Highways building, Edmonton .....	315,320.03	328,420.00	.....	13,099.97
Industry and tourism, Edmonton .....	245,129.80	215,100.00	30,029.80	.....
J. J. Bowlen building, Calgary .....	430,096.26	421,890.00	8,206.26	.....
Land titles building, Edmonton .....	107,935.12	114,770.00	.....	6,834.88
Lands and forests offices .....	491,345.02	515,240.00	.....	23,894.98
Legislative building and grounds .....	978,841.76	962,310.00	16,531.76	.....
Mines and minerals offices .....	61,614.45	62,140.00	.....	525.55
Municipal affairs building, Edmonton .....	132,543.79	101,420.00	31,123.79	.....
Natural resources building, Calgary .....	51,121.94	48,400.00	2,721.94	.....
Natural resources building, Edmonton .....	311,257.28	264,160.00	47,097.28	.....
Official Government House, Edmonton .....	28,822.37	21,970.00	6,852.37	.....
Provincial buildings .....	818,407.39	799,820.00	18,587.39	.....
Public works building, Edmonton .....	103,307.60	168,770.00	.....	65,462.40
Public works shops, Calgary .....	117,202.86	87,400.00	29,802.86	.....
Public works shops, Edmonton .....	191,998.74	242,250.00	.....	50,251.26
Public works shops, Grande Prairie .....	37,120.87	39,170.00	.....	2,049.13
Public works shops, Red Deer .....	10,092.58	14,050.00	.....	3,957.42
Queen's Printer's building, Edmonton .....	50,875.50	56,590.00	.....	5,714.50
Roman Catholic mission, Dunvegan .....	15,617.87	18,190.00	.....	2,572.13
Social development administration, Edmonton .....	319,418.33	392,760.00	.....	73,341.67
Social development building, Calgary .....	44,410.63	37,040.00	7,370.63	.....
Social development offices .....	355,173.67	716,420.00	.....	361,246.33
Terrace building, Edmonton .....	442,208.05	426,910.00	15,298.05	.....
Treasury branches .....	497,397.59	572,510.00	.....	75,112.41
Tree nursery, Oliver .....	27,997.85	41,360.00	.....	13,362.15
Various small buildings and offices .....	860,042.35	893,850.00	.....	33,807.65
Youth department .....	87,584.69	72,800.00	14,784.69	.....
<b>Treasury Department:</b>				
Minister's office .....	26,963.79	26,510.00	453.79	.....
General administration .....	269,152.99	259,690.00	9,462.99	.....
Surveys and commissions .....	495,684.62	333,000.00	162,684.62	.....
Guarantee bonds on public servants .....	30,923.00	28,000.00	2,923.00	.....
Assessment by Workmen's Compensation Board in respect of injuries to provincial government employees .....	680,000.00	680,000.00	.....	.....
Postage, government cheques .....	41,618.74	42,000.00	.....	381.26
Public service medical insurance .....	894,395.71	995,000.00	.....	100,604.29
Public Resources Railway .....	7,146,318.52	7,146,400.00	.....	81.48
Canada Pension Plan, employer's contribution .....	1,913,223.36	1,900,000.00	13,223.36	.....
Budget bureau .....	135,292.64	128,745.00	6,547.64	.....
Alberta gazette .....	106,161.88	88,785.00	17,376.88	.....
Purchasing agency .....	257,652.21	240,200.00	17,452.21	.....
Tobacco tax branch .....	34,731.39	45,625.00	.....	10,893.61
Fuel oil tax branch .....	506,923.59	477,910.00	29,013.59	.....
Group insurance for public servants .....	229,903.61	139,000.00	90,903.61	.....
Adjustment of Workmen's Compensation Board .....	366,272.23	410,000.00	.....	43,727.77
<b>Culture, Youth and Recreation Department:</b>				
Minister's office .....	27,393.78	10,950.00	16,443.78	.....
General administration .....	241,151.64	164,010.00	77,141.64	.....
<b>The Environment Department:</b>				
Minister's office .....	31,604.73	42,100.00	.....	10,495.27
General administration .....	206,917.13	496,620.00	.....	289,702.87
<b>Special warrant:</b>				
Unemployment Insurance, employer's contributions .....	89,716.93	.....	89,716.93	.....
Minister's office, Advanced Education .....	13,983.96	.....	13,983.96	.....
Minister's office, Federal and Intergovernmental Affairs .....	15,853.62	.....	15,853.62	.....
General administration, Federal and Intergovernmental Affairs .....	49,234.56	.....	49,234.56	.....
Minister's office, Telephones .....	15,733.49	.....	15,733.49	.....
	\$ 65,226,144.60	\$ 64,039,534.00	\$ 1,186,610.60	.....
			(Net)	
<b>MISCELLANEOUS:</b>				
<b>Public Works Department:</b>				
Public works warehouse, Edmonton .....	\$ 47,452.51	\$ 64,160.00	\$ .....	\$ 16,707.49
Unforeseen rents .....	372,076.87	700,000.00	.....	327,923.13
Unforeseen leased premises, alterations .....	.....	75,000.00	.....	75,000.00
Government automobile service .....	105,033.32	98,570.00	6,463.32	.....
<b>Treasury Department:</b>				
Unforeseen and unprovided for .....	9,978.95	20,000.00	.....	10,021.05
Remissions .....	132,219.19	15,000.00	117,219.19	.....
Salary contingencies .....	.....	500,000.00	.....	500,000.00
Provincial Homeowner Tax Discount Act .....	23,417,007.15	16,324,300.00	7,092,707.15	.....
Public utilities income tax rebate .....	9,376,679.10	9,750,000.00	.....	373,320.90
Estate Tax Rebate Act .....	6,919,261.11	8,039,195.00	.....	1,119,933.89
	\$ 40,379,708.20	\$ 35,586,225.00	\$ 4,793,483.20	.....
			(Net)	



## STATEMENT No. 7—Continued

## EXPENDITURE—INCOME ACCOUNT—Continued

	Particulars	Actual	Estimates	In Excess of Estimates	Less than Estimates
ADMINISTRATION OF JUSTICE:					
Attorney General's Department:					
1204.	Alberta Securities Commission .....	\$ 314,731.30	\$ 295,870.00	\$ 18,861.30	\$ .....
1206.	Law libraries .....	39,122.19	35,300.00	3,822.19	.....
1207.	Incidental justice .....	430,066.65	350,940.00	79,126.65	.....
1208.	Contingencies .....	53,016.85	200,970.00	.....	147,953.15
1211.	Coroners' inquests and investigations .....	202,627.74	197,650.00	4,977.74	.....
1215.	Masters in chambers .....	57,811.43	60,190.00	.....	2,378.57
1216.	Supreme and district courts and sheriffs' offices .....	1,568,792.87	1,489,860.00	78,932.87	.....
1218.	Official court reporters .....	843,302.39	851,140.00	.....	7,837.61
1219.	Judges of the district court .....	74,740.05	73,030.00	1,710.05	.....
1220.	Magistrates .....	1,674,214.10	1,716,690.00	.....	42,475.90
1225.	Agents of the Attorney General .....	706,856.12	540,965.00	165,891.12	.....
1226.	Public Defence .....	900,000.00	705,100.00	194,900.00	.....
1227.	Witnesses, jurors and interpreters .....	369,950.98	350,000.00	19,950.98	.....
1236.	Royal Canadian Mounted Police .....	7,075,120.50	6,333,000.00	742,120.50	.....
1238.	Police training .....	3,643.83	12,000.00	.....	8,356.17
1244.	Probation branch .....	1,711,789.98	1,647,300.00	64,489.98	.....
1251.	Belmont rehabilitation centre .....	526,654.36	530,320.00	.....	3,665.64
1252.	Bowden correctional institution .....	1,269,420.82	1,284,690.00	.....	15,269.18
1253.	Calgary correctional institution .....	1,814,771.60	1,691,460.00	123,311.60	.....
1254.	Fort Saskatchewan correctional institution .....	2,253,575.93	2,024,900.00	228,675.93	.....
1255.	Lethbridge correctional institution .....	854,077.30	852,000.00	1,437.30	.....
1256.	Peace River correctional institution .....	903,100.70	926,760.00	.....	23,659.30
Public Works Department:					
2610.	Belmont rehabilitation centre .....	157,346.31	140,290.00	17,056.31	.....
	Bowden correctional institution .....	215,114.22	244,320.00	.....	29,205.78
	Calgary correctional institution .....	311,407.98	275,830.00	35,577.98	.....
	Courthouses .....	695,807.11	698,030.00	.....	2,222.89
	Fort Saskatchewan correctional institution .....	313,132.30	359,700.00	.....	46,567.70
	Lethbridge correctional institution .....	199,774.15	252,870.00	.....	53,095.85
	Peace River correctional institution .....	70,466.99	70,900.00	.....	9,433.01
	Nordgegg gaol camp .....	294,722.81	319,750.00	.....	25,027.19
	Police magistrates' offices .....	49,928.85	55,180.00	.....	5,251.15
	Provincial police training school .....	20,299.17	22,610.00	.....	2,310.83
	Rent for district court offices .....	27,410.81	35,600.00	.....	8,189.19
Special warrant:					
	Training of correctional officers .....	62,772.49	.....	62,772.49	.....
		\$ 26,065,570.88	\$ 24,654,855.00	\$ 1,410,715.88	.....
				(Net)	.....
AGRICULTURE:					
Department of Agriculture:					
1103.	Agricultural research .....	\$ 176,373.31	\$ 225,000.00	\$ .....	\$ 48,626.69
1104.	Agricultural promotion .....	634,478.40	732,050.00	.....	97,571.60
1105.	Milk Control Act .....	90,335.18	86,180.00	4,155.18	.....
1110.	Extension and college administration .....	188,205.11	195,060.00	.....	6,854.89
1111.	Agricultural engineers .....	163,393.21	156,250.00	7,143.21	.....
1112.	Radio and information .....	344,570.98	343,430.00	1,140.98	.....
1113.	District agriculturists .....	1,482,421.42	1,374,430.00	107,991.42	.....
1114.	Women's extension .....	525,120.20	499,500.00	25,620.20	.....
1120.	Plant industry, administration .....	44,490.04	48,290.00	.....	3,799.96
1121.	Crop insurance .....	1,498,000.00	1,500,000.00	.....	2,000.00
1122.	Field crops .....	553,814.58	306,040.00	247,774.58	.....
1123.	Weeds and municipal programs .....	747,508.39	730,260.00	17,248.39	.....
1124.	Pest control .....	262,645.32	237,110.00	25,535.32	.....
1125.	Alberta horticultural research centre .....	351,950.83	331,300.00	20,650.83	.....
1126.	Horticulture and tree nursery, Oliver .....	327,963.06	309,390.00	18,573.06	.....
1127.	Soils .....	232,849.03	229,270.00	3,579.03	.....
1130.	Animal industry, livestock .....	835,532.71	745,800.00	89,732.71	.....
1131.	Livestock, horned cattle trust, salaries .....	48,981.31	47,520.00	1,461.31	.....
1132.	Dairy .....	584,182.40	573,890.00	10,292.40	.....
1133.	Poultry .....	221,195.59	238,100.00	.....	16,904.41
1134.	Exhibits .....	22,772.52	28,670.00	.....	5,897.48
1140.	Veterinary services, general .....	557,560.19	463,290.00	94,270.19	.....
1141.	Veterinary field services .....	416,734.59	537,390.00	.....	120,655.41
1142.	Fur farm services .....	18,474.41	18,230.00	244.41	.....
1150.	Agricultural economics .....	670,427.18	604,060.00	66,367.18	.....
1151.	Farm purchase credit .....	234,975.03	235,910.00	.....	934.97
1160.	Program development, administration .....	50,830.50	67,230.00	.....	16,399.50
1161.	Agricultural marketing council .....	49,683.40	51,810.00	.....	2,126.60
1162.	Farm adjustment and consolidation, administration .....	48,550.27	75,660.00	.....	27,109.73
1163.	Irrigation secretariat and agreements .....	1,031,879.62	1,036,000.00	.....	4,120.38
1164.	Municipal agricultural agreements .....	222,198.05	280,400.00	.....	58,201.95
1165.	Agricultural societies .....	281,351.73	68,200.00	213,151.73	.....
1166.	Agricultural manpower .....	107,359.75	150,870.00	.....	43,510.25
Municipal Affairs Department:					
2118.	Special Areas Board .....	324,072.98	296,930.00	27,142.98	.....
Public Works Department:					
2610.	Demonstration farm, Brooks .....	75,486.11	74,080.00	1,406.11	.....
	District agriculturists' offices .....	70,462.41	88,590.00	.....	18,127.59
	O. S. Longman building, Edmonton .....	357,479.45	362,550.00	.....	5,070.55
	Peace River regional veterinary laboratory, Fairview .....	25,383.56	33,280.00	.....	7,896.44
	Poultry farm, Oliver .....	13,482.85	18,470.00	.....	4,987.15
	Regional veterinary laboratory, Lethbridge .....	26,111.00	26,680.00	.....	569.00
	Veterinary clinic, Coronation .....	.....	12,090.00	.....	12,090.00
The Environment Department:					
2940.	Inter-departmental planning division .....	235,095.16	530,990.00	.....	295,894.84

## STATEMENT No. 7—Continued

## EXPENDITURE—INCOME ACCOUNT—Continued

	Particulars	Actual	Estimates	In Excess of Estimates	Less than Estimates
AGRICULTURE—Continued:					
	Special warrants:				
	Marketing development board and marketing council .. \$	79,250.52		\$ 79,250.52	
	Systems design and data analysis .....	756.23		756.23	
	New foods and quality control laboratory .....	28,352.68		28,352.68	
	Alberta agricultural promotion .....	11,500.00		11,500.00	
	Export trade commissioners .....	45,110.00		45,110.00	
	Urban home economics .....	24,000.00		24,000.00	
		\$ 14,343,351.26	\$ 13,970,250.00	\$ 373,101.26	
				(Net)	
PUBLIC DOMAIN, RESEARCH AND DEVELOPMENT:					
	Agriculture Department:				
1143.	Analytical services .....	\$ 112,358.47	\$ 109,780.00	\$ 2,578.47	
	Executive Council:				
1406.	Task force on urbanization and the future .....	150,000.00	150,000.00		
1407.	Oil and Gas Conservation Board .....	2,105,200.00	1,800,000.00	305,200.00	
1408.	Abandonment of well properties .....	150,000.00	50,000.00	100,000.00	
1409.	The Northern Alberta Development Council .....	12,260.22	32,720.00		20,459.78
1445.	Environment Conservation Authority .....	261,843.26	232,324.00	29,519.26	
1460.	Human Resources Research Council .....	769,530.57	700,000.00	69,530.57	
1461.	Human Resources Development Authority .....	146,622.50	131,900.00	14,722.50	
1462.	Alberta Advisory Council .....	35,772.16	41,184.00		5,411.84
1463.	Community development branch .....	672,080.29	633,249.00	38,831.29	
1464.	Lesser Slave Lake projects .....	3,329,108.78	2,000,000.00	1,329,108.78	
1465.	Human Resources Development projects .....	1,475,536.44	2,507,560.00		1,032,023.56
	Industry and Tourism Department:				
1604.	Bureau of statistics .....	332,766.43	239,880.00	92,886.43	
1609.	Industrial development branch .....	243,736.06	514,500.00		270,763.94
1610.	Publicity bureau .....	763,837.65	979,890.00		216,052.35
1612.	Film and photographic branch .....	195,135.58	173,400.00	21,735.58	
1614.	Alberta government travel bureau .....	845,405.87	177,870.00	127,535.87	
1430	Research Council of Alberta .....	3,696,208.61	3,510,947.00	185,261.61	
	Lands and Forests Department:				
1804.	Technical division .....	912,855.14	950,000.00		37,144.86
1805.	Registration division .....	254,703.83	246,990.00	7,713.83	
1815.	Alberta forest service, forest administration branch .....	4,520,318.04	4,047,820.00	472,498.04	
1816.	Alberta forest service, forest management branch .....	729,577.98	706,920.00	22,657.98	
1817.	Alberta forest service, quota reforestation .....	141,917.23	185,200.00		43,282.77
1818.	Alberta forest service, silviculture .....	791,812.55	831,000.00		39,187.45
1819.	Eastern Rockies Forest Conservation Board .....	64,835.28	75,080.00		10,244.72
1820.	Alberta forest service, forest land use .....	365,035.27	355,950.00	9,085.27	
1821.	Alberta forest service, forestry maintenance .....	2,648,395.83	2,858,710.00		210,314.17
1822.	Alberta forest service, forest fire control .....	333,587.29	308,380.00	25,207.29	
1823.	Alberta forest service, forest and prairie fires suppression .....	5,653,811.26	550,000.00	5,103,811.26	
1825.	Alberta forest service, aircraft operations .....	502,345.87	694,280.00		191,934.13
1826.	Alberta forest service, radio branch .....	585,927.13	609,660.00		23,732.87
1828.	Alberta forest service, forestry technology school .....	318,446.61	329,400.00		10,953.39
1829.	Junior forest rangers .....	63,488.82	63,740.00		251.18
1835.	Fish and wildlife division .....	2,319,405.51	2,222,500.00	96,905.51	
1836.	Wildlife damage control .....	9,679.33	10,000.00		320.67
1845.	Lands division .....	1,560,509.35	1,574,400.00		13,890.65
1846.	Provincial parks .....	2,934,416.27	2,888,930.00	45,486.27	
	Mines and Minerals Department:				
2004.	Pipe lines division .....	199,800.06	279,200.00		79,399.94
2005.	Geological division .....	7,160.00	7,600.00		440.00
2006.	Mines division .....	88,706.31	114,300.00		25,593.69
2007.	Minerals division .....	548,873.84	550,450.00		1,576.16
2008.	Mineral taxation division .....	151,496.75	149,100.00	2,396.75	
2010.	Technical division .....	453,919.28	449,500.00	4,419.28	
2011.	Abandonment of mining properties .....	1,577.62	30,000.00		28,422.38
2013.	Clay and Marl Crown Lease Act .....	999.95	5,500.00		4,500.05
2015.	Supervisory and safety training program .....	3,600.00	3,600.00		
2016.	Surface reclamation .....	196,690.88	220,000.00		23,309.12
	Municipal Affairs Department:				
2109.	Provincial planning advisory board .....	604,048.59	604,800.00		751.41
2119.	Town planning .....	388,820.00	350,100.00	38,720.00	
2123.	The Alberta Housing Act .....	4,122,885.60	7,162,119.00		3,039,233.40
	Public Works Department:				
2610.	Alberta Research Council, Edmonton .....	183,299.83	196,760.00		13,460.17
	Alberta Research Council, pilot plant, Clover Bar .....	256,398.24	274,740.00		18,341.76
	Auditorium, Calgary .....	306,531.43	354,730.00		48,198.57
	Auditorium, Edmonton .....	322,376.61	354,430.00		32,053.39
	Glenbow Foundation museum, Calgary .....	31,724.87	41,880.00		10,155.13
	Provincial museum, Edmonton .....	364,358.72	383,120.00		18,761.28
	Treasury Department:				
2723.	Petroleum recovery research .....	100,000.00	100,000.00		
	Culture, Youth and Recreation Department:				
2804.	4-H and junior forest wardens' branch .....	396,093.48	383,600.00	12,493.48	
2806.	Research .....	82,105.34	88,890.00		6,784.66
2807.	Alberta Service Corps .....	174,298.03	176,820.00		2,521.97
2808.	Youth agencies program .....	28,564.50	29,340.00		775.50
2809.	Special projects .....	118,413.63	119,830.00		1,416.37
2810.	Leadership development program .....	46,117.83	49,210.00		3,092.17
2812.	Human Resources Development Authority programs .....	31,997.85	32,710.00		712.15
2815.	Auditorium, Edmonton .....	142,916.87	138,080.00	4,836.87	
2816.	Auditorium, Calgary .....	142,215.86	140,550.00	1,665.86	
2817.	Provincial museum .....	911,471.50	920,000.00		8,528.50

## STATEMENT No. 7—Continued

## EXPENDITURE—INCOME ACCOUNT—Continued

Particulars	Actual	Estimates	In Excess of Estimates	Less than Estimates
<b>PUBLIC DOMAIN, RESEARCH AND DEVELOPMENT</b>				
—Continued:				
Culture, Youth and Recreation Department—Continued:				
2818. Glenbow Alberta Institute .....	\$ 135,000.00	\$ 135,000.00	\$ .....	\$ .....
The Environment Department:				
2910. Research .....	15,954.91	364,470.00	.....	348,515.09
2911. Information services .....	60,811.34	94,210.00	.....	33,398.66
2920. Water resources .....	785,864.83	825,560.00	.....	39,695.17
2930. Pollution control division .....	810,794.44	751,770.00	59,024.44	.....
Federal Intergovernmental Affairs:				
1405. Provincial office, Ottawa .....	42,367.10	47,882.00	.....	5,514.90
Special warrants:				
Priority employment program .....	15,087.05	.....	15,087.05	.....
Winter works program .....	1,550,886.99	.....	1,550,886.99	.....
Grant to Haico Manufacturing Limited .....	100,000.00	.....	100,000.00	.....
	\$ 53,932,701.61	\$ 49,964,015.00	\$ 3,968,686.61	.....
			(Net)	
<b>PUBLIC WELFARE, INSTITUTIONS AND CHARITABLE GRANTS:</b>				
1310. Education Department:				
Teachers' pension fund .....	\$ 6,925,832.57	\$ 6,925,850.00	\$ .....	\$ 17.43
1311. Allowances to aged teachers .....	2,880.00	1,020.00	1,860.00	.....
Industry and Tourism Department:				
1605. Licensing of trades and businesses branch .....	132,049.21	122,850.00	9,199.21	.....
Labour Department:				
1704. Tradesmen's Qualification Act .....	96,597.64	97,273.00	.....	675.36
1705. Board of Industrial Relations .....	932,155.69	812,071.00	120,084.69	.....
1706. Elevators and Fixed Conveyances Act .....	188,179.64	181,257.00	6,922.64	.....
1707. The Welding Act .....	45,353.94	51,297.00	.....	5,943.06
1708. The Electrical Protection Act .....	804,583.44	714,838.00	89,745.44	.....
1709. The Boilers Act .....	746,681.63	684,412.00	62,269.63	.....
1710. The Gas Protection Act .....	456,948.20	414,353.00	42,595.20	.....
1711. Plumbing inspection .....	124,415.86	107,190.00	17,225.86	.....
1713. Pensions Benefit Act .....	73,240.30	78,653.00	.....	5,412.70
1714. Human Rights Act .....	45,477.17	47,814.00	.....	2,336.83
1715. Fire prevention branch .....	292,079.35	276,700.00	15,379.35	.....
Municipal Affairs Department:				
2124. Emergency measures organization .....	635,409.43	621,720.00	13,689.43	.....
Health and Social Development Department:				
1411. Division of alcoholism .....	1,197,427.40	1,200,000.00	.....	2,572.60
2403. Division of epidemiology .....	87,067.08	75,300.00	11,767.08	.....
2405. Division of vital statistics .....	192,543.74	180,000.00	12,543.74	.....
2411. Health services extension program .....	553,743.50	819,000.00	.....	265,256.50
2414. Communicable diseases .....	285,870.68	361,200.00	.....	75,329.32
2415. Health units and grants for public health services .....	2,849,104.37	3,014,400.00	.....	165,295.63
2416. Municipal nursing service .....	220,442.81	227,700.00	.....	7,257.19
2417. Dental health services .....	47,091.74	45,900.00	3,191.74	.....
2418. Public health education .....	73,803.60	97,700.00	.....	23,896.40
2422. Division of social hygiene .....	276,898.61	250,400.00	26,498.61	.....
2425. Health inspection service .....	59,894.37	58,350.00	1,544.37	.....
2428. Industrial health service .....	186,680.03	212,000.00	.....	25,319.97
2430. Division of medical services .....	1,552,628.21	1,614,100.00	.....	61,471.79
2431. Northern Alberta health services .....	22,255.50	29,000.00	.....	6,744.50
2432. Alberta Health Care Insurance Act .....	6,300,000.00	6,300,000.00	.....	.....
2433. Insulin and other special drugs .....	39,290.85	52,000.00	.....	12,709.15
2436. Nursing Aides Act .....	583,163.22	751,300.00	.....	168,136.78
2437. Laboratory and x-ray school .....	71,544.14	74,200.00	.....	2,655.86
2441. Medical rehabilitation services .....	21.80	10,000.00	.....	9,978.20
2442. Cerebral palsy clinic .....	132,158.47	147,000.00	.....	14,841.53
2444. Multiple handicapped program .....	81,194.59	81,400.00	.....	205.41
2455. Division of tuberculosis control .....	471,292.11	364,000.00	107,292.11	.....
2457. Baker memorial sanatorium .....	1,643,802.82	1,845,900.00	.....	202,097.18
2460. Community psychiatric services .....	1,139,881.57	1,216,000.00	.....	76,118.43
2462. Division of mental health .....	104,286.38	183,000.00	.....	78,713.62
2463. Alberta hospital, Ponoka .....	5,114,039.89	5,438,800.00	.....	324,760.11
2465. Alberta hospital, Edmonton .....	6,794,386.62	6,852,500.00	.....	58,113.38
2472. Emotionally disturbed children's program .....	173,388.56	180,500.00	.....	7,111.44
2474. Alberta school hospital, Edmonton .....	59,386.37	300,000.00	.....	240,613.63
2475. Alberta school hospital, Red Deer .....	4,968,540.01	4,923,600.00	44,940.01	.....
2477. Deerpark, Red Deer .....	4,979,494.90	4,905,400.00	74,094.90	.....
2479. Hospitalization, nursing homes .....	11,993,235.55	8,802,150.00	3,191,085.55	.....
2480. Hospitalization, general .....	201,185,198.59	186,195,850.00	14,989,348.59	.....
2505. Child welfare .....	9,076,595.52	10,342,943.00	.....	1,266,347.48
2511. Public assistance, improvement districts and special areas .....	58,841.26	150,000.00	.....	91,158.74
2512. Public assistance and allowances, provincial .....	63,585,023.74	49,852,000.00	13,733,023.74	.....
2514. Provincial hostels .....	1,665,986.97	1,234,212.00	431,774.97	.....
2518. Grants to municipalities .....	6,529,854.78	5,465,000.00	1,064,854.78	.....
2521. Blind persons' allowances .....	199,302.06	210,000.00	.....	10,697.94
2522. Disabled persons' allowances .....	1,298,870.48	1,380,000.00	.....	81,129.52
2523. Mothers' allowances .....	33,450.00	54,000.00	.....	20,550.00
2525. Disabled persons' pensions .....	114,408.94	146,000.00	.....	31,591.06
2526. Supplementary allowances .....	1,028,076.25	1,122,000.00	.....	93,923.75
2530. Regional offices .....	6,455,442.30	6,112,079.00	343,363.30	.....
2534. Metis rehabilitation .....	963,029.72	1,000,628.00	.....	37,598.28
2541. Social planning .....	94,357.23	90,295.00	4,062.23	.....
2542. Social service projects .....	2,284,822.81	2,400,000.00	.....	115,177.19
2545. Maintenance orders and recovery .....	200,880.61	192,343.00	8,537.61	.....
2551. Resecrest home .....	304,989.53	338,388.00	.....	33,398.47



## STATEMENT No. 7—Continued

## EXPENDITURE—INCOME ACCOUNT—Continued

	Particulars	Actual	Estimates	In Excess of Estimates	Less than Estimates
PUBLIC WELFARE, INSTITUTIONS AND CHARITABLE GRANTS—Continued:					
Health and Social Development Department—Continued:					
2552.	Woodside home .....	\$ 73,170.67	\$ 78,232.00	\$	\$ 5,061.33
2553.	Edmonton diagnostic and assessment centre .....	598,455.83	601,636.00		3,180.17
2554.	Sifton house .....	80,478.40	93,429.00		12,950.60
2556.	Hilltop house .....	55,485.37	64,350.00		8,864.63
2557.	Youth development centres .....	1,322,816.85	1,399,986.00		77,169.15
2558.	Group homes .....	141,944.76	208,000.00		66,055.24
2567.	Rosehaven, Camrose .....	1,668,449.86	1,629,100.00	39,349.86	
2568.	Clareholm centre .....	1,606,355.33	1,663,700.00		57,344.67
2569.	Raymond home .....	216,726.63	208,500.00	8,226.63	
Public Works Department:					
2610.	Alberta hospital, Edmonton .....	964,778.61	1,014,210.00		49,431.39
	Alberta hospital, Ponoka .....	644,213.98	680,960.00		36,746.02
	Alberta school hospital, Red Deer .....	552,560.00	608,190.00		55,630.00
	Alcohol Foundation, residence, Calgary .....	15,988.30	19,510.00		3,521.70
	Alcohol Foundation, residence, Edmonton .....	24,864.70	12,930.00	11,934.70	
	Baker memorial sanatorium, Calgary .....	304,289.76	331,710.00		27,420.24
	Blood donor clinic, Calgary .....	19,122.91	25,060.00		5,937.09
	Blood transfusion depot, Edmonton .....	31,762.34	29,190.00	2,572.34	
	Cerebral palsy clinic, Calgary .....	15,604.49	19,510.00		3,905.51
	Civil defence building, Edmonton .....	22,701.05	29,680.00		6,978.95
	Clareholm centre .....	302,707.26	295,780.00	6,927.26	
	Deerhome, Red Deer .....	639,291.65	580,450.00	58,841.65	
	Diagnostic centre, Edmonton .....	125,733.33	105,790.00	19,943.33	
	Guidance clinic, Lethbridge .....	9,979.45	9,320.00	659.45	
	Guidance clinic, Edmonton .....	60,035.40	84,650.00		24,614.60
	Henwood, Edmonton .....	48,466.19	78,470.00		30,003.81
	Hospitals Commission, Edmonton .....	15,212.38	18,420.00		3,207.62
	Nursing aides training school, Calgary .....	8,488.21	21,110.00		12,621.79
	Nursing aides training school, Edmonton .....	2,534.33		2,534.33	
	Nursing orderlies training centre, Edmonton .....	43,029.42	42,520.00	509.42	
	Pineview home, Edmonton .....	126,280.10	101,220.00	25,060.10	
	Provincial hostel, Edmonton .....	100,690.04	106,520.00		5,829.96
	Rosecrest home, Edmonton .....	42,144.59	35,030.00	7,114.59	
	Rosehaven, Camrose .....	321,400.52	297,410.00	23,990.52	
	Single men's hostel, Calgary .....	50,378.49	20,700.00	29,678.49	
	Treatment centre, Edmonton .....	100,500.00			100,500.00
	Tuberculosis control, Edmonton .....	13,354.60	75,000.00		61,645.40
	Various small clinics .....	3,832.52	4,970.00		1,137.48
	Woodside home, Edmonton .....	35,141.75	28,550.00	6,591.75	
	Youth development centre, Edmonton .....	217,606.24	166,350.00	51,256.24	
	Miscellaneous .....	175,061.37	172,300.00	2,761.37	
2625.	Grants for construction of police buildings .....	260,000.00	260,000.00		
2626.	Grants to municipalities in lieu of taxes .....	3,532,468.09	3,500,000.00	32,468.09	
Treasury Department:					
2706.	Grants and allowances .....	2,195,582.05	1,300,000.00	895,582.05	
2707.	Grants under Municipal Assistance Act .....	38,000,000.00	38,000,000.00		
Culture, Youth and Recreation Department:					
2803.	Recreation branch .....	2,018,010.17	1,469,470.00	548,540.17	
2805.	District youth representatives branch .....	259,221.63	250,170.00	9,051.63	
2813.	Objectionable publications .....	466.00	2,000.00		1,534.00
2814.	Cultural development .....	1,295,975.37	1,283,680.00	12,295.37	
Statutory:					
	The Blind Workmen's Compensation Act .....	36.57		36.57	
Special warrant:					
	Flare Square Development .....	45,000.00		45,000.00	
		\$417,143,471.91	\$385,225,099.00	\$ 31,918,372.91	
		(Net)			

## HIGHWAYS, BRIDGES AND FERRIES:

Highways Department:					
1510.	Roads maintenance branch, administration .....	\$ 879,087.93	\$ 848,210.00	\$ 30,877.93	\$
1511.	Ferries, maintenance and operation .....	263,969.51	271,000.00		7,030.49
1512.	Primary and secondary highways and access roads, .....	10,662,692.77	11,000,000.00		337,307.23
1513.	District highways and local roads, grants to improvement districts .....	7,165,218.76	7,875,000.00		709,781.24
1514.	District highways and local roads, grants to special areas .....	250,000.00	250,000.00		
1515.	District highways and local roads, grants to municipal districts and counties .....	5,025,092.59	5,000,000.00	25,092.59	
1516.	District highways and local roads, special contingencies .....	2,982,627.85	3,000,000.00		17,372.15
1518.	District highways and local roads, natural resources .....				
1519.	roads .....	475,347.65	500,000.00		24,652.35
	Grants to towns and villages for the improvement of streets and roads .....	484,120.05	600,000.00		115,879.95
1530.	Bridges, maintenance and replacement, salaries .....	725,716.41	698,500.00	27,216.41	
1531.	Bridges, maintenance and replacement, primary highways .....	320,683.48	350,000.00		29,316.52
1532.	Bridges, maintenance and replacement, municipal districts, improvement districts and counties .....	2,198,689.32	2,200,000.00		1,310.68
1533.	Bridge approaches, municipal districts, improvement districts and counties .....	1,016,230.72	500,000.00	516,230.72	
1541.	Approach roads .....	699,199.31	700,000.00		800.69
1543.	Roads to provincial parks .....	1,259,830.40	1,200,000.00	59,830.40	
1551.	Grants to cities for transportation facilities .....	15,322,736.45	11,000,000.00	4,322,736.45	
1552.	Equipment branch, administration .....	227,150.00	210,500.00	16,650.00	

## STATEMENT No. 7—Continued

## EXPENDITURE—INCOME ACCOUNT—Continued

	Particulars	Actual	Estimates	In Excess of Estimates	Less than Estimates
<b>HIGHWAYS, BRIDGES AND FERRIES—Continued:</b>					
Public Works Department:					
2610.	Highways maintenance shops .....	\$ 748,641.34	\$ 897,040.00	\$ .....	\$ 148,398.66
		\$ 50,707,034.54	\$ 47,100,250.00	\$ 3,606,784.54 (Net)	.....
<b>COMMISSIONS AND FINES PAID TO MUNICIPALITIES AND REFUNDS:</b>					
Mines and Minerals Department:					
2012.	Redemption of mineral titles .....	\$ 40,971.65	\$ 42,000.00	\$ .....	\$ 1,028.35
Treasury Department:					
2704.	Refund of previous year's revenue .....	390,674.33	500,000.00	.....	109,325.67
		\$ 431,645.98	\$ 542,000.00	.....	\$ 110,354.02 (Net)

## EXPENDITURE—CAPITAL ACCOUNT

<b>HIGHWAYS AND BRIDGES:</b>					
1581.	Surveys and property branch .....	\$ 1,461,505.51	\$ 1,505,600.00	\$ .....	\$ 44,094.49
1582.	Secondary roads, construction .....	8,071,250.55	8,000,000.00	71,250.55	.....
1583.	Bridges, construction .....	5,585,273.40	5,700,000.00	.....	114,726.60
1584.	Primary highways, construction .....	38,054,743.78	38,300,000.00	.....	245,256.22
1585.	Planning branch .....	1,063,391.13	1,061,700.00	1,691.13	.....
1596.	(2682-part) Employment program .....	249,349.43	300,000.00	.....	50,650.57
	Special Warrant:				
	Priority employment program capital works .....	2,240,691.37	.....	2,240,691.37	.....
		\$ 56,726,205.17	\$ 54,867,300.00	\$ 1,858,905.17 (Net)	.....
<b>PUBLIC DOMAIN:</b>					
1186.	Farm adjustment and consolidation .....	\$ 1,188,884.19	\$ 1,220,000.00	\$ .....	\$ 31,115.81
1482.	Native projects .....	67,543.62	202,000.00	.....	134,456.38
1483.	Lesser Slave Lake projects .....	2,947,881.78	4,000,000.00	.....	1,052,118.22
1882.	Forestry construction .....	684,727.18	699,000.00	.....	14,272.82
1883.	Capital land purchase .....	.....	28,000.00	.....	28,000.00
1885.	Lands and grazing development .....	66,915.31	134,000.00	.....	67,084.69
1886.	Parks development .....	325,432.75	425,000.00	.....	99,567.25
1888.	Agricultural rehabilitation and development .....	943,759.76	994,670.00	.....	50,910.24
1899	(2682-part) Employment program .....	2,013,787.43	2,820,000.00	.....	806,212.57
2783.	Big Horn storage and power development .....	2,138,426.52	1,480,000.00	658,426.52	.....
2987.	Resource conservation and utilization .....	996,826.61	1,000,000.00	.....	3,173.39
		\$ 11,374,185.15	\$ 13,002,670.00	.....	\$ 1,628,484.85 (Net)

## PUBLIC BUILDINGS AND EQUIPMENT:

1382.	Grants to Universities Commission for capital expenditures for the universities in Alberta .....	\$ 35,936,000.00	\$ 28,749,000.00	\$ 7,187,000.00	\$ .....
1383.	Grants to colleges .....	10,000,000.00	10,000,000.00	.....	.....
1384.	Matching grants to universities .....	4,463,423.15	2,500,000.00	1,963,423.15	.....
1592.	Wigh scales .....	649,709.54	500,000.00	149,709.54	.....
1981.	Equipment for data centre .....	56,500.00	53,000.00	3,500.00	.....
2482.	Centennial hospital .....	3,200,000.00	6,500,000.00	.....	3,300,000.00
2682.	Sites and construction .....	39,512,406.26	46,135,200.00	.....	6,622,793.74
2683.	Furnishings and equipment .....	3,931,939.86	5,375,000.00	.....	1,443,060.14
2684.	Heating plants equipment .....	86,924.22	173,850.00	.....	86,925.78
	Special Warrant:				
	Purchase of aircraft .....	475,506.90	.....	475,506.90	.....
		\$ 98,312,409.93	\$ 99,986,050.00	.....	\$ 1,673,640.07 (Net)

## PUBLIC WORKS:

1588.	Wayside campsites .....	\$ 49,978.34	\$ 50,000.00	\$ .....	\$ 21.66
2981.	Water resources development .....	4,712,840.45	4,000,000.00	712,840.45	.....
2984.	Technical services .....	628,394.74	876,600.00	.....	248,205.26
		\$ 5,391,213.53	\$ 4,926,600.00	\$ 464,613.53 (Net)	.....

## RECOVERABLE ADVANCES AND PAYMENTS UNDER GUARANTEES:

1193.	Land manager .....	\$ 156,722.66	\$ 189,620.00	\$ .....	\$ 32,897.34
2481.	Working advances, provincial owned hospitals .....	.....	500,000.00	.....	500,000.00
	Statutory:				
	Alberta Commercial Corporation .....	4,550,000.00	500,000.00	4,050,000.00	.....
	Alberta Housing Act .....	10,000,000.00	10,000,000.00	.....	.....
	Alberta Resources Railway Corporation .....	28,267.43	.....	28,267.43	.....
	Implemented guarantees:				
	Grain drying .....	2,522.14	.....	2,522.14	.....
	Interim assistance .....	62,184.79	.....	62,184.79	.....
	Mink farmers .....	5,318.10	.....	5,318.10	.....
	Native co-operatives .....	197,169.05	.....	197,169.05	.....
	Industrial Development Incentives Act .....	160,000.00	3,000,000.00	.....	2,840,000.00
	Motor vehicle accident claims fund .....	400,000.00	.....	400,000.00	.....

STATEMENT No. 7—Continued  
EXPENDITURE—CAPITAL ACCOUNT—Continued

Particulars	Actual	Estimates	In Excess of Estimates	Less than Estimates
RECOVERABLE ADVANCES AND PAYMENTS UNDER GUARANTEES—Continued:				
Statutory—Continued:				
Municipal Land Loans Act .....	\$ 6,307,892.36	\$ 10,000,000.00	\$ .....	\$ 3,692,107.64
New Towns Act: Fox Creek .....	127,200.00	1,000,000.00	.....	872,800.00
Special Warrant:				
Advance to Alberta Health Plan .....	25,530.41	.....	25,530.41	.....
	\$ 22,022,806.94	\$ 25,189,620.00	.....	\$ 3,166,813.06 (Net)
WORKING ADVANCES:				
Cattle purchasing advance .....	\$ 64,787.89	\$ .....	\$ 64,787.89	\$ .....
Highways stock advance .....	13,710,166.96	15,000,000.00	.....	1,289,833.04
Imprest advances .....	.....	25,000.00	.....	25,000.00
Public Works stock advance .....	2,405,859.11	1,500,000.00	905,859.11	.....
Queen's Printer's advance .....	4,649,766.58	800,000.00	3,849,766.58	.....
School book branch advance .....	3,873,841.95	4,000,000.00	.....	126,158.05
	\$ 24,704,422.49	\$ 21,325,000.00	\$ 3,379,422.49	..... (Net)
PURCHASE OF INVESTMENTS .....	\$ 3,012,118.28	\$ 1,000,000.00	\$ 2,012,118.28	.....
MISCELLANEOUS:				
1181. Emergency capital account .....	\$ 531,410.58	\$ 30,000.00	\$ 501,410.58	\$ .....
2781. Refunds of previous year's collections .....	26,453.13	35,000.00	.....	8,546.87
	\$ 557,863.71	\$ 65,000.00	\$ 492,863.71	..... (Net)

SUMMARY OF EXPENDITURE

INCOME ACCOUNT:				
Debt charges .....	\$ 16,741,046.56	\$ 14,819,785.00	\$ 1,921,261.56	\$ .....
Education .....	357,916,581.57	372,218,500.00	.....	14,301,918.43
Legislation .....	1,741,268.98	1,065,187.00	676,081.98	.....
General government .....	65,226,144.60	64,039,534.00	1,186,610.60	.....
Miscellaneous .....	40,379,708.20	35,586,225.00	4,793,483.20	.....
Administration of justice .....	26,065,570.88	24,654,855.00	1,410,715.88	.....
Agriculture .....	14,343,351.26	13,970,250.00	373,101.26	.....
Public domain, research and development .....	53,932,701.61	49,964,015.00	3,968,686.61	.....
Public welfare, institutions and charitable grants .....	417,143,471.91	385,225,099.00	31,918,372.91	.....
Highways, bridges and ferries .....	50,707,034.54	47,100,250.00	3,606,784.54	.....
Commissions and fines paid to municipalities and refunds .....	431,645.98	542,000.00	.....	110,354.02
TOTAL: Income Account .....	\$1,044,628,526.09	\$1,009,185,700.00	\$35,442,826.09	..... (Net)
CAPITAL ACCOUNT:				
Highways and bridges .....	\$ 56,726,205.17	\$ 54,867,300.00	\$ 1,858,905.17	\$ .....
Public domain .....	11,374,185.15	13,002,670.00	.....	1,628,484.85
Public buildings and equipment .....	98,312,409.93	99,986,050.00	.....	1,673,640.07
Public works .....	5,391,213.53	4,926,600.00	464,613.53	.....
Recoverable advances and payments under guarantees .....	22,022,806.94	25,189,620.00	.....	3,166,813.06
Working advances .....	24,704,422.49	21,325,000.00	3,379,422.49	.....
Purchase of investments .....	3,012,118.28	1,000,000.00	2,012,118.28	.....
Miscellaneous .....	557,863.71	65,000.00	492,863.71	.....
TOTAL: Capital Account .....	\$222,101,225.20	\$220,362,240.00	\$1,738,985.20	..... (Net)



GOVERNMENT OF THE PROVINCE OF ALBERTA  
EXPENDITURE CLASSIFIED BY CHARACTER AND DEPARTMENTS  
FOR THE YEAR ENDED MARCH 31, 1972

INCOME AND CAPITAL ACCOUNTS	Agriculture	Attorney General	Education	Executive Council	Highways and Transport	Industry and Tourism	Labour	Lands and Forests	Legislation	Mines and Minerals	Municipal Affairs	Provincial Secretary	Public Debt	Health and Social Development	Public Works	Treasury	Culture, Youth and Recreation	The Environment	Advanced Education	Federal and Intergovernmental Affairs	Minister of Telephones	Totals
Advances and loans repayable .....	\$ 25,598.20	\$ .....	\$ .....	\$ .....	\$ .....	\$ .....	\$ .....	\$ .....	\$ .....	\$ .....	\$ .....	\$ .....	\$ .....	\$ 3,200,000.00	\$ .....	\$ 21,663,678.09	\$ .....	\$ .....	\$ .....	\$ .....	\$ .....	\$ 24,889,276.29
Advances for working capital .....	48,303.10	199.36	395.64	113,340.68	70,372.12	469,539.01	3,806.48	47,512.24	2,342.70	6,904.68	5,259.99	.....	.....	11,727.83	33,991.45	24,639,634.50	324.62	11,308.49	99,633.11	.....	.....	24,639,634.60
Advertising .....	.....	.....	.....	.....	.....	.....	.....	.....	.....	.....	.....	.....	.....	.....	.....	13,852.04	.....	.....	.....	.....	.....	939,807.54
Automobiles, trucks and mobile equipment, purchase .....	51,914.41	61,505.74	7,103.76	50,413.77	9,425.30	35,429.37	.....	1,604,072.00	.....	.....	3,852.25	.....	.....	73,281.76	382,217.62	.....	13,738.78	77,602.70	28,595.08	203.87	.....	2,399,356.41
Automobiles, trucks and mobile equipment, expenses .....	26,286.19	70,209.88	2,151.38	37,921.96	39,036.12	71,724.41	531.28	1,274,665.52	.....	.....	6,740.83	.....	.....	46,601.22	48,934.83	2,612.10	16,787.50	252,731.44	306,175.00	.....	.....	3,998,622.02
Buildings and sites .....	.....	.....	.....	92,319.86	.....	.....	.....	52,987.22	.....	.....	.....	.....	.....	.....	1,396,267.72	.....	.....	.....	.....	.....	.....	2,203,109.66
Burial expenses .....	.....	.....	.....	.....	.....	.....	.....	.....	.....	.....	.....	.....	.....	147,595.54	.....	.....	.....	.....	.....	.....	.....	1,541,574.80
Canada Pension Plan—employers' contribution .....	.....	.....	2,085,192.10	.....	.....	.....	.....	206.56	.....	.....	.....	.....	.....	.....	.....	1,913,223.36	.....	.....	.....	.....	.....	147,595.54
Compensation .....	172.07	87,648.01	.....	3,212,517.81	724,248.60	415.00	.....	12,462.53	413.86	500.00	.....	.....	.....	335.94	36,300.00	.....	250.00	3,091.36	.....	.....	.....	3,998,622.02
Contracts and agreements .....	7,511.40	6,688,974.33	.....	18,633.96	30,586,203.75	190,215.22	937.20	1,709,132.82	.....	8,737.62	1,316.96	.....	.....	987,784.60	33,202,220.57	2,227,531.52	69,629.30	481,639.79	6,389.39	471.54	.....	1,912,617.71
Easements and right of way .....	.....	.....	.....	12,259.95	788.25	129,304.14	933.70	139.20	.....	194.67	1,888.49	.....	.....	.....	150.00	.....	.....	.....	.....	.....	.....	79,380,742.28
Entertainment expenses .....	4,313.13	2,286.66	3,109.82	12,259.95	788.25	129,304.14	933.70	139.20	.....	194.67	1,888.49	.....	.....	49,481.77	1,867.75	.....	6,048.33	518.30	272.85	1,342.30	.....	1,753,158.24
Fees and commissions .....	482,236.49	1,444,009.64	277,869.24	1,481,489.55	905,996.41	301,331.71	115,822.81	106,472.94	28,045.67	6,259.28	17,059.08	.....	59,527.83	3,494,806.66	2,519,336.06	791,536.54	109,528.09	534,456.86	746,966.95	8,099.92	2,810.95	13,433,662.68
Freight, express and cartage .....	72,603.02	42,364.69	30,858.18	29,038.02	177,875.20	43,699.17	5,550.76	181,842.05	5,165.77	999.91	2,490.62	.....	649.95	49,295.60	116,081.54	5,951.66	13,103.02	11,241.66	29,178.31	120.25	.....	818,109.38
Furnishings, equipment and tools .....	69,326.97	127,084.96	122,407.38	72,022.07	198,804.77	209,116.69	26,345.77	84,980.46	12,649.66	17,054.82	1,561.20	.....	1,561.20	251,926.66	3,475,812.07	6,945.99	49,942.14	130,389.03	31,248.96	4,831.59	.....	5,404,130.20
Grants, prizes .....	4,916,191.20	1,179,903.74	216,389,638.09	1,542,022.84	22,509,603.58	160,471.04	947.55	80,424.49	.....	3,600.00	4,888,424.88	.....	.....	78,841,594.53	3,852,746.69	64,451,510.83	2,504,329.18	626,023.91	150,554,538.78	.....	.....	552,501,971.33
Hospitalization .....	.....	3,215.00	.....	.....	.....	.....	.....	.....	.....	.....	.....	.....	.....	213,406,085.58	.....	.....	.....	.....	.....	.....	.....	213,409,300.58
Implementation of guarantees .....	.....	.....	.....	.....	.....	.....	.....	.....	.....	.....	.....	.....	.....	.....	.....	267,194.08	.....	155,382.48	.....	.....	.....	422,576.56
Insurance .....	147,801.72	4,626.81	341.58	3,823.17	4,965.33	8,937.30	305.98	25,824.25	.....	.....	367.57	.....	.....	4,715.21	170,289.82	37,356.00	14,249.94	1,324.00	11,307.03	.....	.....	436,155.75
Interest .....	.....	.....	.....	.....	.....	.....	.....	11,883.33	.....	.....	.....	.....	13,315,402.80	.....	16,351.55	7,137,500.00	127.94	4,787,190.71	.....	.....	.....	25,268,456.33
Land .....	1,273,246.30	.....	.....	19,000.00	.....	.....	.....	.....	.....	.....	.....	.....	.....	.....	.....	.....	.....	996,281.39	.....	.....	.....	2,288,527.69
Livestock, fur bearing animals, poultry, insects and fish .....	2,600.88	.....	.....	.....	.....	.....	.....	5,637.18	.....	.....	.....	.....	.....	925.00	.....	.....	.....	4,698.27	.....	.....	.....	13,861.33
Maintenance in homes and schools .....	.....	.....	75,813.80	117,977.89	.....	.....	230,064.00	36,218.25	.....	.....	.....	.....	.....	9,831,055.54	.....	.....	104,702.61	2,526,579.72	.....	.....	.....	12,922,411.81
Materials and supplies, administrative .....	967,950.83	1,755,044.35	654,024.11	436,361.91	891,556.52	767,338.57	125,075.62	1,707,750.21	374,613.65	52,183.13	101,161.33	643.18	3,507.49	8,946,050.18	612,933.11	277,356.14	270,867.28	202,334.46	1,636,514.17	3,485.91	437.02	19,787,669.17
Materials and supplies, construction .....	25,304.56	24,944.85	1,365.25	278,553.91	16,432,700.02	32,726.91	17,292.06	901,157.83	.....	.....	808.47	.....	.....	118,617.31	2,094,434.80	112.38	21,188.85	102,301.42	384,208.79	.....	.....	20,435,717.41
Medical and hospital services .....	.....	.....	.....	.....	.....	.....	.....	.....	.....	.....	.....	.....	.....	553,743.50	.....	.....	.....	.....	.....	.....	.....	553,743.50
Miscellaneous expenses .....	3,844.72	2,319.94	1,698.08	5,271.26	3,577.74	1,608.46	1,465.75	2,812.03	431.12	595.66	752.95	152.34	59.28	5,212.47	1,177.55	976.63	57,208.04	1,481.27	2,929.97	283.42	36.84	11,938,214.13
Pensions, etc. .....	.....	.....	.....	11,938,214.13	.....	.....	.....	.....	.....	.....	.....	.....	.....	.....	.....	.....	.....	.....	.....	.....	.....	93,905.52
Postage .....	89,305.51	158,376.65	144,766.63	25,337.93	282,143.68	100,773.19	50,283.03	62,140.27	5,789.45	21,884.56	29,071.04	389.55	2,377.51	157,321.18	15,916.67	68,184.36	29,600.32	7,738.83	66,695.09	118.45	.....	1,318,213.90
Purchase of debentures, stocks and shares for special investment fund .....	.....	.....	.....	.....	.....	.....	.....	.....	.....	.....	.....	.....	.....	.....	.....	3,012,118.28	.....	.....	.....	.....	.....	3,012,118.28
Redemption of debt .....	.....	.....	.....	.....	.....	.....	.....	.....	.....	.....	.....	.....	3,301,953.32	.....	.....	.....	.....	.....	.....	.....	.....	3,301,953.32
Refunds and remissions .....	.....	.....	.....	.....	.....	.....	.....	.....	.....	.....	.....	.....	.....	.....	.....	16,804,641.19	.....	.....	.....	.....	.....	16,846,612.79
Rentals .....	52,568.00	402,724.79	131,141.93	719,126.23	15,493,541.49	131,448.69	56,337.16	4,400,997.97	247,873.40	14,808.51	52,807.92	.....	3,886.83	258,189.97	3,822,013.78	20,801.51	55,937.63	297,781.78	501,002.13	2,198.92	.....	26,665,188.64
Repair and maintenance of furnishings, equipment and tools .....	9,381.92	20,532.20	5,531.56	5,286.91	69,224.55	24,231.42	1,264.24	122,568.27	.....	.....	1,354.19	.....	.....	42,455.42	331,172.19	.....	2,298.85	34,747.42	209,492.59	.....	.....	879,541.73
Repair and maintenance of office machines .....	17,571.67	64,606.04	19,094.29	9,720.71	19,088.84	11,939.85	10,160.34	28,146.34	114,487.92	6,688.41	10,157.83	330.68	339.22	40,535.67	6,170.35	3,910.98	4,583.51	7,577.13	46,539.39	109.84	.....	421,759.01
Salaries .....	6,471,371.64	15,598,586.99	5,116,938.16	2,309,835.85	7,348,565.97	3,819,834.56	4,184,141.80	9,834,139.27	3,052,464.25	1,683,376.68	4,081,192.63	63,649.09	51,726.48	36,055,284.87	7,500,194.31	908,369.16	2,075,123.75	1,386,128.50	17,301,853.75	67,670.20	11,632.36	128,922,080.27
Special services .....	.....	.....	.....	2,553,200.00	.....	.....	.....	.....	.....	.....	.....	.....	.....	.....	.....	.....	.....	.....	.....	.....	.....	2,553,200.00
Taxes .....	2,673.78	625.60	.....	1,851.33	5,163.25	.....	.....	90,470.72	.....	.....	.....	.....	.....	.....	71,666.05	1,777.94	.....	1,112.89	.....	.....	.....	175,351.56
Telephone and telegraph .....	79,919.54	127,340.22	29,969.39	73,351.99	178,595.17	48,376.20	31,703.66	634,224.39	35,543.06	28,456.08	34,855.69	.....	.....	167,669.68	1,391,543.14	4,719.63	43,164.52	47,248.56	59,645.20	7,426.89	816.32	3,024,569.33
Transportation .....	.....	297,113.56	9,631.75	1,353.08	.....	.....	.....	.....	.....	.....	.....	.....	.....	512,383.14	.....	.....	.....	13,107.80	.....	.....	.....	833,589.33
Travelling expenses of other than public servants .....	98,849.90	165,672.03	101,288.10	213,687.06	43,331.74	37,344.80	26,720.07	61,633.18	7,563.59	17,040.35	27,683.08	.....	.....	26,968.71	3,898.75	11,828.48	105,598.47	39,768.55	30,183.01	714.35	.....	1,019,774.22
Travelling expenses of public servants .....	647,330.01	337,417.52	220,009.67	332,741.94	1,809,399.09	206,722.66	372,364.40	832,592.97	19,022.98	102,349.87	503,364.79	.....	54.65	766,522.50	381,846.44	36,478.08	200,881.56	383,318.14	154,906.32	6,883.69	.....	7,314,257.28
Tuition .....	5,305.16	1,736.50	416.63	139,207.13	3,450.58	200.92	4,576.98	3,307.47	.....	469.75	11,529.44	.....	.....	17,129.29	5,861.37	1,602.75	.....	1,115.87	1,387,733.79	.....	.....	1,584,466.63
Unemployment insurance—government portion .....	2,573.15	.....	555.61	4,382.39	80,907.36	608.90	.....	34,969.00	135.86	.....	163.63	.....	.....	631.32	32,321.30	89,963.25	524.48	5,508.37	4,120.19	.....	.....	257,364.81
Utilities .....	.....	.....	.....	6,107.85	167,043.14	4,188.89	.....	246,041.26	.....	.....	.....	.....	.....	5,523.93	5,051,813.54	280.24	4,244.52	1,075.08	.....	.....	.....	5,486,318.45
Wages .....	446,541.85	78,435.23	203,793.15	1,114,358.00	12,804,134.51	108,650.08	36,320.90	6,999,014.30	39,073.49	13,680.04	46,077.18	1,041.67	.....	917,455.48	11,717,503.25	66,201.99	326,394.53	2,808,855.35	1,673,708.83	3,494.14	.....	39,364,733.97
<b>TOTAL</b> .....	\$ 16,049,197.32	\$ 28,747,505.29	\$ 225,635,105.28	\$ 26,968,879.81	\$ 112,563,583.09	\$ 6,921,390.41	\$ 5,302,945.54	\$ 31,582,975.91	\$ 4,018,309.43	\$ 2,023,350.46	\$ 9,846,455.66	\$ 66,206.51	\$ 16,741,046.56	\$ 358,989,348.06	\$ 78,292,994.27	\$ 145,513,878.36	\$ 6,096,413.48	\$ 8,485,104.34	\$ 182,761,872.74	\$ 107,455.28	\$ 15,733.49	\$ 1,266,729,751.29

## RECONCILIATION

Total disbursements as per Statement No. 284 .....	\$1,246,584,349.30
Add: Increase in accounts payable as per Statement No. 3 .....	20,143,401.99</



STATEMENT No. 9

GOVERNMENT OF THE PROVINCE OF ALBERTA  
CONDENSED STATEMENT OF CASH RECEIPTS AND PAYMENTS  
ON GENERAL REVENUE FUND  
FOR THE YEAR ENDED MARCH 31, 1972

	Receipts	Payments	
Cash in banks and treasury branches, April 1, 1971 .....	\$	\$ 129,194,023.80	\$
<b>INCOME ACCOUNT:</b>			
Agriculture Department .....	4,320,870.78	13,937,740.41	
Attorney General's Department .....	12,595,546.50	25,241,864.21	
Education Department .....	730,712.32	228,193,557.80	
Executive Council .....	25,319,017.47	24,061,635.17	
Highways and Transport Department .....	29,628,712.28	45,395,174.12	
Industry and Tourism Department .....	884,314.08	7,300,533.15	
Labour Department .....	1,973,249.08	5,313,242.58	
Lands and Forests Department .....	10,759,660.63	26,775,511.73	
Legislation .....	1,179,253.95	3,963,113.07	
Mines and Minerals Department .....	295,797,957.32	2,035,638.40	
Municipal Affairs Department .....	1,038,714.73	7,356,420.27	
Provincial Secretary's Department .....		131,897.83	
Public Debt .....		13,905,571.36	
Health and Social Development Department .....	160,007,125.06	359,357,992.86	
Public Works Department .....	3,715,201.84	34,435,088.45	
Treasury Department .....	466,819,723.21	92,091,545.36	
Culture, Youth and Recreation Department .....	562,689.17	5,614,896.85	
The Environment Department .....	249,585.23	2,021,193.82	
Advanced Education Department .....	73,323,472.23	130,558,482.64	
Federal and Intergovernmental Affairs Department .....		103,691.93	
Minister of Telephones .....		15,603.08	
	1,088,905,805.88		1,027,810,395.09
<b>CAPITAL ACCOUNT:</b>			
Agriculture Department .....	1,538,649.21	2,757,771.50	
Executive Council .....	222,618.12	2,691,195.36	
Highways and Transport Department .....	931,719.77	56,671,060.79	
Lands and Forests Department .....	1,596,571.11	4,359,049.17	
Legislation .....		56,500.00	
Municipal Affairs Department .....	23,976.24		
Public Debt .....	102,625,000.00		
Health and Social Development Department .....	8,510,144.86	3,200,000.00	
Public Works Department .....	3,083,906.33	41,955,492.67	
Treasury Department .....	59,501,947.71	51,802,629.70	
The Environment Department .....	50,365.55	4,880,831.87	
Advanced Education Department .....		50,399,423.15	
	178,084,898.90		218,773,954.21
Cash in banks and treasury branches, March 31, 1972 .....			129,600,379.28
	\$1,376,184,728.58		\$1,376,184,728.58

RECONCILIATION WITH STATEMENT No. 284

Payments as above:		
Income Account .....		\$1,027,810,395.09
Capital Account .....		218,773,954.21
Total Disbursements as per Statement No. 284 .....		\$1,246,584,349.30

RECONCILIATION WITH STATEMENT No. 2

Cash in banks and treasury branches as above .....		\$ 129,600,379.28
Add:		
Revolving fund cash in bank at March 31, 1972 .....	\$	4,682,409.94
Unearned revenue as per Schedule "I.8", Statement No. 2 .....		9,250,537.39
Suspense as per Schedule "I.10", Statement No. 2 .....		584,730.60
1971-72 cash not deposited to General Revenue at March 31, 1972 .....		291,982.41
Cash in bank at March 31, 1972, provincial judges court and remand centre account, Calgary .....		5,500,000.00
		20,309,660.34
General Revenue .....		\$ 149,910,039.62
Alberta Liquor Control Board .....		1,278,728.86
Statement No. 2, Schedule "I.1" income account .....		\$ 151,188,768.48

Certified correct,

C. K. HUCKVALE, F.C.A.,  
Provincial Auditor



## GOVERNMENT OF THE PROVINCE OF ALBERTA

## STATEMENT OF SPECIAL WARRANTS OF HIS HONOUR THE LIEUTENANT GOVERNOR OF ALBERTA

ISSUED IN RESPECT TO THE PERIOD APRIL 1, 1971 TO MARCH 31, 1972

Date	No.	Particulars	Authorized	Income	Capital	Expended	Total
AGRICULTURE DEPARTMENT:							
June 8, 1971	10	Veterinary services, general	\$ 60,000.00	\$ 42,984.14	\$		\$ 42,984.14
Aug. 13, 1971	25	Emergency capital account	385,000.00		385,000.00		385,000.00
Aug. 17, 1971	26	Co-operative Activities and Credit Union Branch	10,000.00	10,000.00			10,000.00
Sept. 8, 1971	34	Emergency capital account	130,000.00		113,954.00		113,954.00
Oct. 20, 1971	46	Field crops	325,000.00	211,676.58			211,676.58
Feb. 23, 1972	87	Minister's office	4,500.00	4,438.00			4,438.00
Mar. 1, 1972	88	General administration	14,000.00	3,788.48			3,788.48
Mar. 1, 1972	88	Milk Control Act	2,400.00	1,900.00			1,900.00
Mar. 1, 1972	88	Systems design and data analysis	8,700.00	756.23			756.23
Mar. 1, 1972	88	Planning secretariat	19,500.00				
Mar. 1, 1972	88	District agriculturists	28,940.00	6,572.90			6,572.90
Mar. 1, 1972	88	Field crops	1,700.00	1,700.00			1,700.00
Mar. 1, 1972	88	Pest control	2,500.00				
Mar. 1, 1972	88	Alberta horticultural research centre	7,700.00	4,906.50			4,906.50
Mar. 1, 1972	88	Animal industry, livestock	8,000.00				
Mar. 1, 1972	88	Agricultural economics	48,100.00	25,560.13			25,560.13
Mar. 1, 1972	88	Marketing Development Board and expanded Marketing Council	83,500.00	79,250.52			79,250.52
Mar. 1, 1972	88	New Foods and Quality Control Laboratory	30,500.00	28,352.68			28,352.68
Mar. 1, 1972	88	Alberta agricultural products promotion	16,500.00	11,500.00			11,500.00
Mar. 1, 1972	88	Export trade commissioners	49,300.00	45,110.00			45,110.00
Mar. 1, 1972	88	Urban home economics	24,800.00	24,000.00			24,000.00
Mar. 1, 1972	89	Agricultural engineers	27,100.00	22,900.00			22,900.00
Mar. 1, 1972	89	Farm purchase credit	25,500.00	7,743.74			7,743.74
Mar. 1, 1972	89	Rural development	23,450.00				
Mar. 1, 1972	90	Horticulture and tree nursery, Oliver	21,500.00	16,500.00			16,500.00
Mar. 1, 1972	90	Agricultural manpower	47,200.00				
Mar. 1, 1972	91	Co-operative Activities and Credit Union Branch	6,800.00	1,051.54			1,051.54
ATTORNEY GENERAL'S DEPARTMENT:							
May 18, 1971	5	General administration	17,000.00	17,000.00			17,000.00
July 20, 1971	17	Incidental justice	32,000.00	14,241.74			14,241.74
Oct. 20, 1971	47	Public defence	200,000.00	200,000.00			200,000.00
Dec. 1, 1971	51	Training of correctional officers	114,700.00	62,772.49			62,772.49
Feb. 16, 1972	81	Royal Canadian Mounted Police	791,700.00	752,049.56			752,049.56
Mar. 1, 1972	92	Fort Saskatchewan Correctional Institution	21,850.00	9,600.00			9,600.00
Mar. 1, 1972	96	General administration	29,500.00	21,969.36			21,969.36

*From April 1, 1971, confirmed by the passage of the Supplementary Estimates for the fiscal year 1971-72.*

From April 1, 1971, confirmed by the passage of the Supplementary Estimates for the fiscal year 1971-72.



## EDUCATION DEPARTMENT:

Dec. 15, 1971	57	General administration	1,000.00	1,000.00	1,000.00
---------------	----	------------------------	----------	----------	----------

## EXECUTIVE COUNCIL:

June 1, 1971	9	Grant to Haico Manufacturing Ltd.	100,000.00	100,000.00	100,000.00
Aug. 3, 1971	21	The Election Act	1,600,000.00	706,719.69	706,719.69
Aug. 25, 1971	30	Abandonment of well properties	100,000.00	100,000.00	100,000.00
Sept. 23, 1971	41	Premier's office	5,000.00	4,453.39	4,453.39
Nov. 24, 1971	49	Members of the Legislative Assembly Pension Act	160,000.00	123,600.55	123,600.55
Dec. 8, 1971	55	Lesser Slave Lake projects	1,454,000.00	1,329,108.78	1,329,108.78
Jan. 19, 1972	73	Environment Conservation Authority	30,000.00	25,627.07	25,627.07
Jan. 26, 1972	74	Retiring gratuity, civil servants	2,250.00	2,250.00	2,250.00
Feb. 9, 1972	78	Local Authorities Pension Act	355,000.00	355,000.00	355,000.00
Feb. 9, 1972	79	The Public Service Pension Act	890,000.00	889,245.07	889,245.07
Mar. 1, 1972	95	Oil and Gas Conservation Board	305,200.00	305,200.00	305,200.00

## HIGHWAYS AND TRANSPORT DEPARTMENT:

Dec. 1, 1971	52	Bridges, construction	1,500,000.00	2,240,691.37	2,240,691.37
Dec. 8, 1971	56	Amount required for Priority Employment Program "Capital Works"	2,500,000.00	4,322,736.45	4,322,736.45
Mar. 1, 1972	94	Grants to cities for transportation facilities	5,120,000.00		

## INDUSTRY AND TOURISM DEPARTMENT:

May 11, 1971	2	Economic Research Bureau	45,000.00	39,047.34	39,047.34
May 11, 1971	2	Alberta Government Travel Bureau	75,000.00	75,000.00	75,000.00
Dec. 15, 1971	59	Transport, research and development division	21,500.00	14,082.74	14,082.74
Feb. 16, 1972	85	Alberta Government Travel Bureau	87,000.00	48,277.87	48,277.87
Feb. 16, 1972	86	Alberta Government Travel Bureau	3,000.00		

## LABOUR DEPARTMENT:

July 21, 1971	20	General administration	25,000.00	5,076.95	5,076.95
---------------	----	------------------------	-----------	----------	----------

## LANDS AND FORESTS DEPARTMENT:

June 1, 1971	7	Alberta Forest Service—forest and prairie fire suppression	1,000,000.00	1,000,000.00	1,000,000.00
June 30, 1971	12	Alberta Forest Service—forest and prairie fire suppression	1,000,000.00	1,000,000.00	1,000,000.00
July 20, 1971	15	Alberta Forest Service—forest and prairie fire suppression	500,000.00	500,000.00	500,000.00
July 20, 1971	16	Alberta Forest Service—forestry maintenance	47,297.00	47,297.00	47,297.00
Aug. 10, 1971	22	Alberta Forest Service—forest and prairie fire suppression	1,000,000.00	1,000,000.00	1,000,000.00
Aug. 24, 1971	28	Alberta Forest Service—forestry maintenance	60,630.00	18,195.42	18,195.42
Aug. 24, 1971	28	Forestry construction	16,000.00		
Aug. 31, 1971	31	Alberta Forest Service—forest and prairie fire suppression	1,000,000.00	1,000,000.00	1,000,000.00
Oct. 20, 1971	44	Alberta Forest Service—forest and prairie fire suppression	1,000,000.00	603,811.26	603,811.26
Dec. 1, 1971	50	Winter works program	1,950,000.00	1,550,886.99	1,550,886.99
Jan. 5, 1972	64	Purchase of aircraft	472,200.00	472,200.00	472,200.00
Feb. 2, 1972	76	Minister's office	4,500.00	4,176.55	4,176.55

## LEGISLATION:

Aug. 24, 1971	29	Equipment for data centre	3,500.00	3,500.00	3,500.00
Feb. 16, 1972	82	Printing of Hansard	20,000.00	15,363.21	15,363.21
Feb. 16, 1972	83	General administration	40,000.00	34,125.52	34,125.52

## STATEMENT No. 10—Continued

Date		No.	Particulars	Authorized	Income	Capital	Total
MUNICIPAL AFFAIRS DEPARTMENT:							
Feb. 9, 1972	80	Priority Employment Program	\$ 26,750.00	\$ 15,087.05		\$	15,087.05
PROVINCIAL SECRETARY'S DEPARTMENT:							
Nov. 10, 1971	48	General administration	12,000.00	12,000.00			12,000.00
HEALTH AND SOCIAL DEVELOPMENT DEPARTMENT:							
Jan. 19, 1972	65	Hospitalization, general	13,622,061.00	13,622,061.00			13,622,061.00
Jan. 19, 1972	66	Hospitalization, nursing homes	2,575,000.00	2,575,000.00			2,575,000.00
Jan. 19, 1972	67	Hospitalization, general	1,367,683.00	1,367,287.59			1,367,287.59
Jan. 19, 1972	68	Hospitalization, nursing homes	215,000.00	215,000.00			215,000.00
Jan. 19, 1972	69	Provincial hostels	454,000.00	398,242.80			398,242.80
Jan. 19, 1972	70	Public assistance and allowances, provincial	15,000,000.00	13,735,489.55			13,735,489.55
Jan. 26, 1972	75	Hospitalization, nursing homes	507,850.00	401,085.55			401,085.55
Mar. 1, 1972	97	Grants to municipalities	610,000.00	610,000.00			610,000.00
PUBLIC WORKS DEPARTMENT:							
June 8, 1971	11	Maintenance and operation of physical plant	6,480.00	6,480.00			6,480.00
Feb. 9, 1972	77	General administration	17,500.00	17,500.00			17,500.00
Sites and construction:							
May 18, 1971	4	Visitor reception and information centres	400,000.00		325,988.97		325,988.97
May 25, 1971	6	Stabilize landslides in the town of Athabasca	400,000.00		235,897.48		235,897.48
July 4, 1971	14	Treasury branch, Black Diamond	60,000.00		55,427.22		55,427.22
Oct. 20, 1971	45	New courthouse site, Edmonton	580,000.00		468,796.10		468,796.10
Dec. 1, 1971	53	Extension to senior citizens' lodges	140,000.00		83,330.11		83,330.11
Dec. 8, 1971	54	Old Misericordia Hospital	300,000.00		300,000.00		300,000.00
Furnishings and equipment:							
Dec. 8, 1971	54	Old Misericordia Hospital	50,000.00		50,000.00		50,000.00
TREASURY DEPARTMENT:							
June 1, 1971	8	Remissions	109,000.00	109,000.00			109,000.00
July 6, 1971	13	Grants and allowances	300,000.00	300,000.00			300,000.00
July 20, 1971	18	Advance to Alberta Health Plan	25,530.41		25,530.41		25,530.41
Aug. 31, 1971	33	Grants and allowances	500,000.00		500,000.00		500,000.00
Oct. 15, 1971	43	Provincial Homeowner Tax Discount Act	6,000,000.00		6,000,000.00		6,000,000.00
Jan. 5, 1972	62	Big Horn storage and power development	661,000.00		658,426.52		658,426.52
Jan. 5, 1972	63	Unemployment insurance, employer's contributions	200,000.00		89,716.93		89,716.93
Jan. 19, 1972	72	Salary contingencies	7,500,000.00		2,915,569.87		2,915,569.87
Mar. 1, 1972	93	Provincial Homeowner Tax Discount Act	1,900,000.00		1,111,629.46		1,111,629.46
CULTURE, YOUTH AND RECREATION DEPARTMENT:							
May 11, 1971	3	Flare Square Development	40,000.00	40,000.00			40,000.00
July 20, 1971	19	Cultural development	10,000.00		6,132.32		6,132.32
Aug. 10, 1971	23	Minister's office	15,800.00		15,064.85		15,064.85

Aug. 10, 1971	24	Cultural development	4,000.00	68,987.22	68,987.22
Sept. 8, 1971	35	General administration	78,230.00	5,000.00	5,000.00
Sept. 8, 1971	36	Flare Square Development	5,000.00	2,900.00	2,900.00
Oct. 6, 1971	42	District youth representative branch	13,000.00	550,000.00	550,000.00
Feb. 16, 1972	84	Recreation branch	550,000.00		
<b>THE ENVIRONMENT DEPARTMENT:</b>					
Aug. 24, 1971	27	Water resources development	168,188.00	168,188.00	168,188.00
Aug. 31, 1971	32	Water resources	75,000.00		75,000.00
Mar. 1, 1972	98	Water resources development	298,750.00	280,200.00	280,200.00
Mar. 1, 1972	99	Water resources salary pool	60,000.00	59,977.15	59,977.15
<b>ADVANCED EDUCATION DEPARTMENT:</b>					
Sept. 22, 1971	39	Minister's office	16,000.00	13,983.96	13,983.96
Dec. 15, 1971	58	Priority Employment Training Program	4,800,000.00	2,556,183.32	2,556,183.32
Jan. 5, 1972	60	Grants to universities commission for capital expenditures for the universities in Alberta	6,970,000.00	6,970,000.00	6,970,000.00
Jan. 5, 1972	61	Grants to universities commission for capital expenditures for the universities in Alberta	217,000.00	217,000.00	217,000.00
Jan. 19, 1972	71	Matching grants to universities	2,778,000.00	1,963,423.15	1,963,423.15
<b>FEDERAL AND INTERGOVERNMENTAL AFFAIRS DEPARTMENT:</b>					
Sept. 22, 1972	37	General administration	64,500.00	49,234.56	49,234.56
Sept. 22, 1972	38	Minister's office	16,000.00	15,853.62	15,853.62
Sept. 22, 1972	40	Minister's office	16,000.00	15,733.49	15,733.49
<b>MINISTER OF TELEPHONES:</b>					
			Certified correct,		
			C. K. HUCKVALE, F.C.A.,		
			Provincial Auditor		
			<hr/>		
			\$94,847,339.41 \$64,188,829.58 \$15,152,530.48 \$79,341,360.06		
			<hr/>		

STATEMENT No. 11

GOVERNMENT OF THE PROVINCE OF ALBERTA  
ANALYSIS OF TRAVELLING EXPENSES OF PUBLIC SERVANTS BY DEPARTMENTS\*  
FOR THE YEAR ENDED MARCH 31, 1972

Department	Subsistence		Transportation					Miscel- laneous	Total	
	No. Days	Amount	Railroad	Air	Bus and Taxi	Auto				Other Auto Expenses
						Mileage	Amount			
Agriculture	8,833	\$ 167,369.93	\$ 533.56	\$ 44,127.68	\$ 7,741.00	3,123,225	\$ 388,858.70	\$ 764.04	\$ 610,524.39	
Attorney General	2,929	81,516.93	273.85	28,232.01	4,185.83	1,528,820	203,853.57	1,432.16	319,934.75	
Education	4,780	83,793.35	115.24	52,854.41	8,822.17	762,689	109,923.44	954.23	257,231.98	
Executive Council	2,514	50,616.52	47.20	33,973.88	7,022.13	314,504	43,365.95	18,882.81	169.62	
Highways and Transport	24,484	297,271.01	113.00	11,737.00	1,896.45	2,619,150	387,069.15	1,367.07	699,768.53	
Industry and Tourism	5,092	83,406.93	217.36	43,408.66	8,880.91	268,447	39,105.29	3,145.63	178,255.73	
Labour	8,648	117,921.01	126.90	23,302.00	4,258.32	1,707,840	221,190.16	1,212.20	368,086.19	
Land and Forests	10,935	250,511.55	481.80	41,385.52	5,727.61	1,862,246	248,662.73	95,841.90	644,104.86	
Legislation	587	8,164.38	4.60	3,386.00	309.95	54,098	6,591.03	8.40	18,466.76	
Mines and Minerals	1,121	19,192.92	14.80	5,333.00	678.41	767,257	77,458.29	72.50	102,999.92	
Municipal Affairs	21,057	257,281.98	42.35	10,187.20	4,869.23	1,707,527	223,681.79	837.64	497,459.51	
Provincial Secretary	60	908.88	44.30	503.72	84.99	11,919	1,215.49	6.60	2,763.98	
Public Debt	2	43.75			10.90				54.65	
Health and Social Development	8,146	142,854.47	629.17	70,290.50	9,369.08	4,077,376	540,291.56	10,076.77	774,026.75	
Public Works	7,048	92,708.10	257.70	18,741.50	3,871.49	921,780	122,893.13	12,769.22	251,858.48	
Treasury	753	12,786.49		7,647.00		92,225	16,245.78	140.84	37,531.44	
Culture, Youth and Recreation	3,109	54,241.52	138.30	19,890.82	7,906.99	644,760	83,372.75	2,853.40	168,411.73	
The Environment	6,431	94,397.76	22.10	25,268.69	4,237.93	1,112,898	137,244.99	3.05	261,528.82	
Advanced Education	2,189	44,664.29	155.00	27,177.10	6,648.57	265,283	41,705.95	2,229.73	122,610.35	
Federal and Intergovernmental Affairs	37	1,174.08		2,647.00	532.80	2,650	344.50	12.60	4,710.98	
	118,755	\$1,860,825.85	\$ 3,217.23	\$470,093.69	\$ 87,537.21	21,844,694	\$2,893,074.25	\$152,610.79	\$5,474,407.91	

\*Includes only those members of the staff who are paid on a salary basis.

STATEMENT No. 12

## GOVERNMENT OF THE PROVINCE OF ALBERTA

## SUMMARY OF TRANSACTIONS RELATING TO NET FUNDED DEBT

FOR THE YEAR ENDED MARCH 31, 1972

Funded debt April 1, 1971 .....		\$105,344,621.61
Deduct: Redemptions:		
Debentures due June 1, 1971 .....	\$ 13,000.00	
Treasury bills due July 1, 1971 .....	483,953.32	
Debentures due March 1, 1972 .....	1,405,000.00	
		<u>1,901,953.32</u>
		\$103,442,668.29
Add: New issues:		
6-7/8% debentures due June 15, 1976 .....	\$ 25,000,000.00	
8-1/8% debentures due June 15, 1991 .....	25,000,000.00	
7-7/8% debentures due Oct. 15, 1991 .....	50,000,000.00	
*6-9/10% debentures due March 31, 1992 .....	4,000,000.00	
		<u>104,000,000.00</u>
		\$207,442,668.29
Deduct: Sinking fund .....		<u>1,434,128.53</u>
Net funded debt March 31, 1972 .....		<u>\$206,008,539.76</u>

\*See Note (b) Statement No. 13





GOVERNMENT OF THE PROVINCE OF ALBERTA  
STATEMENT OF FUNDED DEBT AS AT MARCH 31, 1972

## FUNDED DEBT

Date of Issue	Date of Maturity	Amount Outstanding	Original interest rate	Reduced interest rate (a)	Currency in which payable (at holders option)	Call feature
<b>DEBENTURES:</b>						
May 1, 1930	May 1, 1960	\$ 700.00	4 1/2	2 1/4	C. or U.S.	Non-callable
June 1, 1927	June 1, 1967	2,000.00	3 1/2	2 1/4	C. or U.S.	Callable
June 1, 1927	June 1, 1972	1,000.00	3 1/2		C. or U.S.	"
June 1, 1945	June 1, 1972	4,000.00	3 1/2		C. or U.S.	"
Mar. 1, 1950	Mar. 1, 1973	235,000.00	2 3/4		C. or U.S.	"
June 1, 1950	June 1, 1973	9,000.00	2 3/4		C. or U.S.	"
June 1, 1945	June 1, 1973	3,000.00	3 1/2		C. or U.S.	"
" " " "	June 1, 1974	14,000.00	"		C. or U.S.	"
" " " "	June 1, 1974	46,500.00	"		C. or U.S.	"
" " " "	June 1, 1975	17,700.00	"		C. or U.S.	"
" " " "	June 1, 1976	13,000.00	"		C. or U.S.	"
" " " "	June 1, 1977	13,000.00	"		C. or U.S.	"
" " " "	June 1, 1978	5,400.00	"		C. or U.S.	"
" " " "	June 1, 1980	4,000.00	"		C. or U.S.	"
Mar. 1, 1969	Mar. 1, 1994	30,000,000.00	7 1/2		C.	"
April 15, 1970	April 15, 1990	35,000,000.00	8 3/4		C.	"
Nov. 16, 1970	Nov. 16, 1990	35,000,000.00	8 3/4		C.	"
June 15, 1971	June 15, 1976	25,000,000.00	6 3/4		C.	"
June 15, 1971	June 15, 1981	50,000,000.00	7 3/4		C.	"
Oct. 15, 1971	Oct. 15, 1991	50,000,000.00	7 3/4		C.	"
Mar. 31, 1972	Mar. 31, 1992	4,000,000.00 (b)	6-9/10		C.	"
		<u>\$204,361,900.00</u>				
<b>TREASURY BILLS:</b>						
July 1, 1947	July 1, 1971-77	\$ 1,059,500.08	Non-interest bearing		C.	Single denomination maturing annually. Held by the Government of Canada.
July 1, 1947	July 1, 1971-77	2,021,268.21	2 3/8		C.	
		<u>\$ 3,080,768.29</u>				
Funded debt at March 31, 1972		\$207,442,668.29				
Less: Sinking Fund		1,434,128.53				
Net funded debt		<u>\$206,008,539.76</u>				

(a) Reduced interest rates tendered by the Province.

(b) On July 4, 1972, the Province's demand note was exchanged for definitive debentures dated March 31, 1972, under the Federal-Provincial Special Development Loans Program.

Abbreviations: C.—Canada; U.S.—United States of America; S.—Great Britain.



## GOVERNMENT OF THE PROVINCE OF ALBERTA

## STATEMENT OF FUNDED DEBT INCLUDED IN 1945 DEBT REORGANIZATION PROGRAM

Date of Issue	Date of Maturity	Outstanding June 1, 1945	(a) Cancelled	Amount sub- jected to debt reorganization offer	(b) Exchange transactions	(c) Redeemed	(d) Funds provided for redemption	Outstanding at March 31, 1972
<b>DEBENTURES &amp; STOCK:</b>								
April 1, 1921	April 1, 1936	\$ 2,846,000.00	\$ 175,000.00	\$ 2,671,000.00		\$ 2,669,500.00	\$ 1,500.00	\$
Nov. 1, 1921	Nov. 1, 1936	1,109,000.00	225,000.00	884,000.00		884,000.00		
June 1, 1931	June 1, 1937	1,650,000.00	1,000.00	1,649,000.00		1,649,000.00		
June 1, 1938	June 1, 1939	2,000,200.00	342,126.67	1,658,073.33		1,656,613.33	1,460.00	
Jan. 1, 1939	Jan. 1, 1939	30,700.00	30,700.00	0.00		969,200.00	100.00	
Jan. 15, 1939	Jan. 15, 1939	2,500,000.00	42,000.00	2,458,000.00		2,458,000.00	400.00	
June 1, 1939	June 1, 1939	750,000.00	70,600.00	679,400.00		679,000.00		
Sept. 1, 1939	Sept. 1, 1939	2,000,000.00		2,000,000.00		2,000,000.00		
Feb. 1, 1940	Feb. 1, 1940	2,000,000.00		2,000,000.00		2,000,000.00		
July 15, 1940	July 15, 1940	750,000.00	293,000.00	457,000.00		457,000.00		
Sept. 1, 1941	Sept. 1, 1941	2,250,000.00	55,000.00	695,000.00		695,000.00		
Oct. 1, 1941	Oct. 1, 1941	1,800,000.00	351,500.00	1,898,500.00		1,897,500.00	1,000.00	
Oct. 1, 1941	Oct. 1, 1941	1,053,230.68	459,230.68	2,394,000.00		2,394,000.00		
Dec. 1, 1941	Dec. 1, 1941	700,000.00	46,000.00	654,000.00		654,000.00		
Jan. 1, 1942	Jan. 1, 1942	1,250,000.00	113,000.00	1,137,000.00		1,136,000.00	1,000.00	
July 1, 1942	July 1, 1942	150,000.00	19,000.00	131,000.00		131,000.00		
Sept. 1, 1942	Sept. 1, 1942	2,98,000.00	205,000.00	2,775,000.00		2,775,000.00	1,000.00	
Nov. 1, 1943	Nov. 1, 1943	3,500,000.00	245,000.00	3,255,000.00		3,255,000.00		
April 1, 1943	April 1, 1943	2,000,000.00	172,500.00	1,827,500.00		1,827,500.00		
July 1, 1943	July 1, 1943	2,831,583.72	133,333.34	2,698,250.38		2,698,250.38		
Nov. 1, 1943	Nov. 1, 1943	750,000.00	750,000.00					
April 15, 1945	April 15, 1945	2,250,000.00	52,000.00	2,198,000.00		2,197,000.00	1,000.00	
June 15, 1945	June 15, 1945	3,750,000.00	108,600.00	3,641,400.00	3,641,200.00		200.00	
Jan. 1, 1946	Jan. 1, 1946	3,750,000.00	399,000.00	3,447,000.00	3,447,000.00			
Jan. 1, 1947	Jan. 1, 1947	5,000,000.00	165,500.00	4,834,500.00	4,834,000.00		500.00	
Mar. 1, 1947	Mar. 1, 1947	5,000,000.00	165,500.00	4,834,500.00	4,834,000.00			
Jan. 1, 1948	Jan. 1, 1948	4,800,000.00	244,000.00	4,556,000.00	4,556,000.00			
April 15, 1950	April 15, 1950	5,740,000.00	2,225,000.00	3,515,000.00	3,515,000.00			
Oct. 1, 1952	Oct. 1, 1952	3,000,000.00	733,000.00	2,268,000.00	2,268,000.00			
July 15, 1953	July 15, 1953	1,000,000.00	71,000.00	929,000.00	929,000.00			
Oct. 15, 1954	Oct. 15, 1954	1,000,000.00	62,500.00	937,500.00	937,500.00			
Dec. 15, 1954	Dec. 15, 1954	3,000,000.00	99,400.00	2,900,600.00	2,900,600.00			
July 15, 1955	July 15, 1955	500,000.00	24,000.00	476,000.00	476,000.00		1,000.00	
Sept. 1, 1955	Sept. 1, 1955	2,850,000.00	174,000.00	2,676,000.00	2,676,000.00			
Oct. 1, 1956	Oct. 1, 1956	6,000,000.00	233,000.00	5,767,000.00	5,767,000.00			
Jan. 1, 1957	Jan. 1, 1957	1,275,000.00	6,000.00	1,269,000.00	1,269,000.00			
Dec. 1, 1957	Dec. 1, 1957	3,850,000.00	3,500.00	3,846,500.00	3,846,500.00			
Jan. 1, 1958	Jan. 1, 1958	5,915,000.00	132,000.00	5,783,000.00	5,783,000.00			
Oct. 1, 1958	Oct. 1, 1958	5,915,000.00	132,000.00	5,783,000.00	5,783,000.00			
Oct. 1, 1959	Oct. 1, 1959	6,000,000.00	526,200.00	5,473,800.00	5,473,800.00			
May 1, 1960	May 1, 1960	3,000,000.00	115,800.00	2,884,200.00	2,884,200.00			
April 1, 1961	April 1, 1961	5,000,000.00	449,400.00	4,550,600.00	4,550,600.00			
July 1, 1966	July 1, 1966	546,000.00		546,000.00	546,000.00			
June 1, 1962-67	June 1, 1962-67	4,866,666.66	774,358.73	4,092,307.93	4,092,307.93			
June 1, 1967	June 1, 1967	5,239,500.00	182,000.00	5,057,500.00	5,057,500.00			2,000.00

Feb. 15, 1924.....	500,000.00	500,000.00	500,000.00	.....	.....	.....	.....	.....	.....
July 15, 1924.....	250,000.00	250,000.00	250,000.00	.....	.....	.....	.....	.....	.....
June 15, 1925.....	130,000.00	130,000.00	130,000.00	.....	.....	.....	.....	.....	.....
May 1, 1930.....	1,000,000.00	1,000,000.00	1,000,000.00	.....	.....	.....	.....	.....	.....
	\$120,348,359.13	\$109,181,109.71	\$72,816,507.93	\$33,352,741.78	\$	9,160.00	\$	2,700.00	
(e) Jan. 1, 1909.....	7,400,000.00	1,976,000.00							
TREASURY BILLS:									
Sept. 15, 1944.....	500,000.00	500,000.00							
Jan. 1, 1945.....	450,000.00	450,000.00							
Jan. 15, 1945.....	209,000.00	209,000.00							
Feb. 1, 1945.....	500,000.00	500,000.00							
	\$129,407,359.13	\$14,802,249.42							

Steelings issues converted at par.

- (a) Direct debentures, stock and treasury bills held in sinking funds and Special Investment Fund cancelled under provision of The Provincial Debt Reorganization Act, Sec. 14, Chap. 247, Revised Statutes of Alberta, 1955.
- (b) Issues surrendered to March 31, 1972, in exchange for new debentures under the 1945 debt reorganization program.
- (c) Past due issues surrendered to March 31, 1972 and redeemed at par for cash.
- (d) Past due issues outstanding at March 31, 1972 with cash provided for redemption in full.
- (e) Alberta and Great Waterways Railway First Mortgage Gold Debenture bonds, not in the 1945 debt reorganization offer. Balance of issue \$5,424,000.00 redeemed July 1, 1947.

STATEMENT No. 15

GOVERNMENT OF THE PROVINCE OF ALBERTA  
SPECIAL INVESTMENT FUND  
STATEMENT OF TRANSACTIONS  
FOR THE YEAR ENDED MARCH 31, 1972

Securities	On hand, March 31, 1971		Purchases		Sales and Redemptions		Earnings	Amortization of Discount	On hand, March 31, 1972	
	Par Value	Book Value	Par Value	Book Value	Par Value	Book Value			Par Value	Book Value
Government of Canada, direct and guaranteed	\$ 53,668,000.00	\$ 53,594,531.88	\$		\$ 1,606,000.00	\$ 1,606,000.00	\$ 2,570,158.26	\$ 7,218.26	\$ 52,062,000.00	\$ 51,995,750.14
Provincial, direct and guaranteed	57,288,700.00	57,060,901.40	1,020,000.00	935,133.37	13,106,000.00	12,857,507.78	3,376,201.62	25,623.46	45,202,700.00	45,164,150.45
Municipal	18,487,361.49	18,481,636.74	2,038,684.12	2,038,684.12	1,812,022.24	1,812,022.24	889,535.29	1,022.78	18,734,023.37	18,729,321.40
Municipal hospital districts	1,383,536.15	1,381,226.47			178,998.09	178,998.09	52,074.83	536.33	1,204,538.06	1,202,764.71
School districts and divisions	20,746,786.00	20,703,604.34			2,609,252.00	2,609,252.00	858,691.19	6,804.99	18,137,534.00	18,101,157.33
Accrued interest purchased		4,791.65		18,300.79		23,092.44				
	\$151,374,383.64	\$151,226,692.48	\$ 3,078,684.12	\$ 3,012,118.28	\$ 19,312,272.33	\$ 19,086,872.55	\$ 7,746,661.19	\$ 41,205.82	\$135,340,795.43	\$135,193,144.03

The accompanying notes are part of this financial statement.

Edmonton, Alberta, May 23, 1972

I have examined the Statement of Transactions of the Special Investment Fund for the year ended March 31, 1972. My examination included a general review of the accounting procedures and such tests of accounting records and other supporting evidence as I considered necessary in the circumstances.

In my opinion, this financial statement presents fairly the financial transactions of the Fund for the year ended March 31, 1972, and correctly states the securities on hand at March 31, 1972, in accordance with generally accepted accounting principles applied on a basis consistent with that of the preceding year.

C. K. HUCKVALE, F.C.A.,  
Provincial Auditor

GOVERNMENT OF THE PROVINCE OF ALBERTA  
SPECIAL INVESTMENT FUND  
NOTES TO THE STATEMENT OF TRANSACTIONS

MARCH 31, 1972

Note 1 Following the practice with respect to Provincial revenues, only earnings actually received have been taken into the general revenue account of the Province. Earnings of the Fund on an accrual basis are shown hereunder:

Net revenue from interest received, plus amortization of premium and discount .....	\$ 7,701,247.51
Add: Profit on sale of securities .....	45,413.68
	<u>\$ 7,746,661.19</u>
Add: Interest accrued March 31, 1972, plus accrued amortization .....	2,434,963.61
	<u>\$ 10,181,624.80</u>
Less: Interest accrued March 31, 1971, plus accrued amortization .....	2,932,851.19
	<u>\$ 7,248,773.61</u>

Note 2 Approximate market value of securities:

Government of Canada, direct and guaranteed .....	\$ 44,565,000.00
Provincial, direct and guaranteed .....	39,404,000.00
Municipal .....	14,018,000.00
Municipal hospital districts .....	925,000.00
School districts and divisions .....	13,259,000.00
	<u>\$112,171,000.00</u>

Market values of non-traded securities, excluding Alberta Municipal Financing Corporation demand debentures which were included at a par value of \$17,000,000.00, were calculated using a yield rate of 8.75%.

GOVERNMENT OF THE PROVINCE OF ALBERTA  
DETAILS OF INDIRECT LIABILITIES  
AS AT MARCH 31, 1972

Particulars	As at March 31,		Increase or *decrease
	1972	1971	
<b>Guaranteed debentures:</b>			
Alberta Municipal Financing Corporation	\$ 961,681,000.00	\$ 881,731,000.00	\$ 79,950,000.00
Alberta Government Telephones Commission	446,705,000.00	406,577,000.00	40,128,000.00
Alberta Resources Railway Corporation	95,000,000.00	95,000,000.00	
Alberta Universities Commission	45,000,000.00	45,000,000.00	
Alberta Housing Corporation	13,041,307.59	5,203,839.03	7,837,468.56
University of Calgary	750,000.00	750,000.00	
The Colleges Act	420,594.75	454,844.38	34,249.63*
The Alberta Hospitals Act	267,000.00	289,000.00	22,000.00*
	<u>\$1,562,864,902.34</u>	<u>\$1,435,005,683.41</u>	<u>\$ 127,859,218.93</u>
<b>Less: Sinking fund assets, cash and investments:</b>			
Alberta Municipal Financing Corporation	\$ 86,283,869.45	\$ 66,118,577.56	\$ 20,165,291.89
Alberta Government Telephones Commission	30,613,771.00	24,989,944.54	5,623,826.46
Alberta Universities Commission	3,542,065.73	2,407,425.33	1,134,640.40
University of Calgary	364,292.64	335,609.04	28,683.60
	<u>\$ 120,803,998.82</u>	<u>\$ 93,851,556.47</u>	<u>\$ 26,952,442.35</u>
<b>Sub-total</b>	<u>\$1,442,060,903.52</u>	<u>\$1,341,154,126.94</u>	<u>\$ 100,906,776.58</u>
<b>Guaranteed bank and treasury branch loans:</b>			
The Students' Loan Guarantee Act	\$ 15,913,196.17	\$ 7,365,986.94	\$ 8,547,209.23
Alberta Livestock loans	8,592,257.10		8,592,257.10
The Government Emergency Guarantee Act	6,245,750.00		6,245,750.00
The Native Co-operative Guarantee Act	4,023,904.45	2,544,922.30	1,478,982.15
Co-operative marketing associations	3,117,840.93	2,581,557.29	536,283.64
Feeder associations (based on 25% of original loans)	2,666,529.12	2,037,652.54	628,876.58
The Agricultural Societies Act	1,125,929.39	871,064.95	254,864.44
Interim assistance loans to farmers	585,028.21	1,030,638.69	445,610.48*
Interim assistance loans to milk farmers	276,351.05	255,592.02	20,759.03
Saddle Lake Development Centennial loan	244,000.00	215,000.00	29,000.00
The Irrigation Districts Act	131,152.33	135,142.90	3,990.57*
Land development loans	106,248.30	58,754.49	47,493.81
Agricultural relief advances	62,060.98	63,632.41	1,571.43*
Alberta grain drying loans	24,282.55	52,619.65	28,337.10*
The Farm Home Improvement Act	13,894.87	22,390.45	8,495.58*
Rural electrification	72.41	238.32	165.91*
<b>Sub-total</b>	<u>\$ 43,128,497.86</u>	<u>\$ 17,235,192.95</u>	<u>\$ 25,893,304.91</u>
<b>Other guarantees:</b>			
<b>Mortgage loans:</b>			
University of Alberta	\$ 3,178,019.21	\$ 3,185,416.26	\$ 7,397.05*
University of Calgary	3,008,470.73	3,043,650.90	35,180.17*
Alberta Housing Corporation	1,798,061.03	1,766,661.80	31,399.23
<b>Advances:</b>			
Alberta Housing Corporation	3,658,100.00	8,294,331.99	4,636,231.99*
<b>Sub-total</b>	<u>\$ 11,642,650.97</u>	<u>\$ 16,290,060.95</u>	<u>\$ 4,647,409.98*</u>
<b>Grand total</b>	<u><u>†\$1,496,832,052.35</u></u>	<u><u>\$1,374,679,380.84</u></u>	<u><u>\$ 122,152,671.51</u></u>

†This amount excludes:

- Guaranteed interest under The School Borrowing Assistance Act and The School Buildings Assistance Act on principal borrowings aggregating \$3,000,863.00.
- Any liability under The Public Service Pension Act, The Local Authorities Pension Act, and The M.L.A. Pension Act.
- Any liability under The Teachers' Retirement Fund Act.
- Any liability under The Alberta Investment Fund Act.
- Any liability under agreements between the Province and the Canada Deposit Insurance Corporation.
- Any liability under The Workmen's Compensation Act.
- Any undertaking by the Government of Alberta for the benefit of the policyholders of Rocky Mountain Life Insurance Company.
- Any liability under Section 66.1 of The Universities Act (matching grants).



## GOVERNMENT OF THE PROVINCE OF ALBERTA

STATEMENT OF SURPLUS OR DEFICIT ON GENERAL REVENUE  
INCOME ACCOUNT

FOR THE YEARS 1905 TO 1971-72, INCLUSIVE

1905	Year ended	Dec. 31.	Particulars	Revenue	Expenditure	Surplus or *Deficit
1906	Year ended	Dec. 31.	Per Order-in-Council 966/11	\$ 635,975.57	\$ 150,021.10	\$ 485,954.47
1907	"	"	"	1,425,059.01	1,279,041.44	146,017.57
1908	"	"	"	1,847,452.61	1,839,064.04	8,388.57
1909	"	"	"	2,755,900.41	2,079,708.20	676,192.21
1910	"	"	"	2,511,851.46	2,632,935.53	121,084.07*
1911	"	"	"	2,071,773.94	3,696,826.86	1,625,052.92*
1912	"	"	"	2,802,325.79	3,037,618.45	235,292.66*
1913	"	"	"	3,419,381.52	3,353,258.48	66,123.04
1914	"	"	"	4,519,345.19	4,409,795.18	109,550.01
1915	"	"	"	4,350,836.79	4,446,160.31	95,323.52*
1916	"	"	"	4,144,040.18	4,742,374.81	598,334.63*
1917	"	"	"	4,228,974.28	5,006,993.08	778,018.80*
1918	"	"	"	5,069,303.73	5,712,643.03	643,339.30*
1919	"	"	"	6,283,336.15	7,132,119.21	848,783.06*
1920	"	"	"	8,004,476.10	7,905,330.47	99,145.63
1921	"	"	"	9,005,862.21	8,544,052.16	461,810.05
1922	"	"	"	8,486,946.25	10,605,155.91	2,118,209.66*
1923	"	"	"	9,324,889.73	11,235,192.22	1,910,302.49*
1924	"	"	"	10,419,146.26	10,990,830.00	571,683.74*
1925	"	"	"	10,506,627.13	11,127,468.55	620,841.42*
1926	"	"	"	11,531,025.99	11,343,006.45	188,019.54
1927	"	"	"	11,912,128.27	11,894,327.74	17,800.53
1928	Three months to March 31			12,263,400.64	12,479,380.97	215,980.33*
1929	Year ended March 31			3,886,495.04	3,390,751.58	495,743.46
1930	"	"	"	15,265,083.77	13,686,260.68	1,578,823.09
1931	"	"	"	15,829,865.22	15,402,884.57	426,980.65
1932	"	"	"	15,710,962.44	18,017,543.54	2,306,581.10*
1933	"	"	"	13,492,430.28	18,645,481.20	5,153,050.92*
1934	"	"	"	15,426,264.94	17,533,785.97	2,107,521.03*
1935	"	"	"	15,178,607.44	17,056,638.86	1,878,031.42*
1936	"	"	"	15,697,770.48	17,435,821.37	1,738,050.89*
1937	"	"	"	16,575,151.62	18,225,949.86	1,650,798.24*
1938	"	"	"	20,743,045.72	20,665,192.83	77,852.89
1939	"	"	"	24,127,805.54	21,359,739.46	2,768,066.08
1940	"	"	"	24,269,817.40	21,242,625.48	3,027,191.92
1941	"	"	"	24,410,039.54	21,922,189.04	2,487,850.50
1942	"	"	"	24,921,669.29	20,570,675.91	4,350,993.38
1943	"	"	"	27,213,546.34	19,965,125.48	7,248,420.86
1944	"	"	"	27,961,197.97	21,588,134.34	6,373,063.63
1945	"	"	"	29,786,033.38	23,095,501.98	6,690,531.40
1946	"	"	"	31,848,484.17	25,962,684.07	5,885,800.10
1947	"	"	"	40,915,956.30	29,268,547.92	11,647,408.38
1948	"	"	"	42,588,038.42	31,939,342.48	10,648,695.94
1949	"	"	"	57,209,572.31	40,020,848.24	17,188,724.07
1950	"	"	"	70,445,624.43	45,495,101.78	24,950,522.65
1951	"	"	"	99,553,102.08	53,009,207.90	46,543,894.18
1952	"	"	"	118,186,426.54	61,838,557.03	56,347,869.51
1953	"	"	"	120,824,763.27	73,220,037.04	47,604,726.23
1954	"	"	"	154,743,686.25	77,234,729.83	77,508,956.42
1955	"	"	"	197,043,199.67	92,029,484.90	105,013,714.77
1956	"	"	"	191,185,145.69	109,223,931.05	81,961,214.64
1957	"	"	"	241,608,105.21	132,028,520.66	109,579,584.55
1958	"	"	"	261,668,943.09	141,593,596.87	120,075,346.22
1959	"	"	"	267,432,602.85	173,325,452.05	94,107,150.80
1960	"	"	"	275,549,000.25	205,934,736.88	69,614,263.37
1961	"	"	"	334,816,388.97	228,156,831.69	106,659,557.28
1962	"	"	"	307,854,591.68	253,966,311.16	53,888,280.52
1963	"	"	"	339,495,071.75	281,165,374.79	58,329,696.96
1964	"	"	"	381,069,587.99	316,015,383.46	65,054,204.53
1965	"	"	"	422,031,161.66	331,601,810.74	90,429,350.92
1966	"	"	"	491,140,070.20	359,282,029.46	131,858,040.74
1967	"	"	"	575,695,196.21	415,490,012.73	160,205,183.48
1968	"	"	"	609,177,487.76	539,554,343.83	69,623,143.93
1969	"	"	"	684,513,625.06	635,121,746.64	49,391,878.42
1970	"	"	"	828,402,039.45	723,114,231.58	105,287,807.87
1971	"	"	"	908,895,353.25	813,706,601.32	95,188,751.93
1972	"	"	"	958,051,194.28	929,113,774.91	28,937,419.37
				1,068,905,805.88	1,044,628,526.09	24,277,279.79
			1945 Debt Reorganization Program	15,481,661.19	29,927,073.16	14,445,411.97*
			1950 Debt Refunding	2,604,879.29	1,108,952.66	1,495,926.63
				\$10,566,952,610.77	\$8,649,525,389.26	\$1,917,427,221.51



GOVERNMENT OF THE PROVINCE OF ALBERTA  
STATEMENT OF NET FUNDED DEBT  
FOR THE YEARS 1905 TO 1971-72, INCLUSIVE

As at December 31:	Total	Net Annual Increase or Decrease
1905 to 1908, inclusive	Nil	Nil
1909	\$ 2,000,200.00	\$ 2,000,200.00
1910	2,000,000.00	Nil
1911	2,000,200.00	Nil
1912	6,866,866.66	4,866,666.66
1913	15,333,533.32	8,466,666.66
1914	22,733,413.71	7,399,880.39
1915	26,733,178.79	3,999,765.08
1916	28,632,009.28	1,898,830.49
1917	30,045,172.12	1,413,162.84
1918	30,746,149.47	700,977.35
1919	33,654,576.72	2,908,427.25
1920	40,758,740.80	7,104,164.08
1921	57,463,675.29	16,704,934.49
1922	65,679,265.12	8,215,589.83
1923	71,772,582.33	6,093,317.21
1924	76,911,944.73	5,139,362.40
1925	79,463,833.53	2,551,888.80
1926	84,469,607.32	5,005,773.79
As at March 31:		
1928	87,741,931.29	3,272,323.97
1929	92,774,157.23	5,032,225.94
1930	102,406,298.23	9,632,141.00
1931	111,508,702.32	9,102,404.09
1932	130,510,501.81	19,001,799.49
1933	133,160,779.35	2,650,277.54
1934	132,143,064.95	1,017,714.40
1935	136,122,786.75	3,979,721.80
1936	142,941,031.07	6,818,244.32
1937	143,487,203.18	546,172.11
1938	143,573,130.08	85,926.90
1939	143,412,253.65	160,876.43
1940	142,926,186.90	486,066.75
1941	142,189,968.50	736,218.40
1942	141,455,384.89	734,583.61
1943	140,534,443.59	920,941.30
1944	139,589,060.96	945,382.63
1945	138,821,431.90	767,629.06
1946	140,805,449.21	1,984,017.31
1947	139,198,970.75	1,606,478.46
1948	121,447,657.93	17,751,312.82
1949	120,826,203.80	621,454.13
1950	121,165,894.68	339,690.88
1951	100,996,538.50	20,569,356.18
1952	97,742,487.67	2,854,050.83
1953	94,801,037.03	2,941,450.64
1954	91,781,654.87	3,019,382.16
1955	88,684,211.74	3,097,443.13
1956	85,505,574.79	3,178,636.95
1957	82,237,607.68	3,267,967.11
1958	30,177,170.50	52,060,437.18
1959	29,152,119.65	1,025,050.85
1960	27,305,307.78	1,848,811.87
1961	24,171,583.66	3,131,724.12
1962	22,121,492.10	2,050,091.56
1963	20,087,473.82	2,034,018.28
1964	17,728,065.37	2,359,408.45
1965	15,792,099.01	1,935,966.36
1966	14,155,402.60	1,636,696.41
1967	12,608,799.47	1,546,603.13
1968	10,993,108.32	1,615,691.15
1969	20,606,143.09	9,613,034.77
1970	37,320,712.84	16,714,569.75
1971	105,344,621.61	68,023,908.77
1972	206,008,539.76	100,663,918.15

Certified correct, C. K. HUCKVALE, F.C.A., Provincial Auditor

## STATEMENT No. 19

## GOVERNMENT OF THE PROVINCE OF ALBERTA

## STATEMENT OF GROSS FUNDED DEBT AND INDIRECT LIABILITIES

FOR THE YEARS 1905 TO 1971-72 INCLUSIVE

	Gross Funded Debt	*Indirect Liabilities	
		Class I	Class II
As at December 31:			
1905, 1906, 1907 and 1908 .....	\$	\$	\$
1909, 1910 and 1911 .....	2,000,200.00	19,556,364.24	.....
1912 .....	6,866,866.66	34,139,960.24	.....
1913 .....	15,333,533.32	37,213,657.97	.....
1914 .....	22,810,733.32	41,633,657.97	.....
1915 .....	26,928,566.66	41,633,657.97	.....
1916 .....	29,000,200.00	41,633,657.97	.....
1917 .....	30,593,200.00	22,683,296.00	18,950,361.97
1918 .....	31,500,200.00	22,750,296.00	18,950,361.97
1919 .....	34,635,200.00	20,893,049.89	22,539,957.97
1920 .....	41,989,900.00	25,244,901.81	22,539,957.97
1921 .....	59,010,256.75	30,408,216.82	22,539,957.97
1922 .....	67,373,279.41	30,738,788.93	22,539,957.97
1923 .....	†78,522,279.41	31,608,896.65	22,539,957.97
1924 .....	78,594,759.95	27,954,934.58	22,539,957.97
1925 .....	81,459,406.62	25,639,220.33	22,539,957.97
1926 .....	86,894,665.62	25,301,338.67	22,539,957.97
As at March 31:			
1928 .....	90,899,816.28	26,253,319.63	22,539,957.97
1929 .....	96,532,443.22	25,832,710.42	22,813,657.97
1930 .....	106,888,380.42	9,476,740.32	32,233,657.97
1931 .....	116,801,572.90	10,573,753.92	32,233,657.97
1932 .....	136,720,911.11	10,030,792.47	32,233,657.97
1933 .....	140,560,312.24	9,821,011.81	32,233,657.97
1934 .....	140,600,985.78	8,981,999.73	32,233,657.97
1935 .....	146,048,010.09	9,036,053.98	32,233,657.97
1936 .....	153,567,010.09	8,554,345.57	32,233,657.97
1937 .....	154,886,758.09	7,795,618.51	32,233,657.97
1938 .....	155,606,208.09	8,281,687.28	32,233,657.97
1939 .....	156,005,234.76	9,125,130.94	20,077,293.73
1940 .....	156,143,287.45	9,253,228.71	20,077,293.73
1941 .....	156,099,370.54	8,500,509.68	20,077,293.73
1942 .....	156,053,370.54	7,582,796.85	5,493,697.73
1943 .....	155,892,504.47	6,768,351.73	5,493,697.73
1944 .....	155,664,578.13	6,259,187.44	2,420,000.00
1945 .....	155,644,859.13	5,910,895.54	.....
1946 .....	140,819,407.93	1,934,972.02	.....
1947 .....	139,342,407.93	1,193,333.17	.....
1948 .....	121,447,657.93	1,281,860.91	.....
1949 .....	120,826,203.80	2,345,849.25	.....
1950 .....	†180,886,803.68	3,161,311.88	.....
1951 .....	100,596,538.50	4,120,943.21	.....
1952 .....	97,742,487.67	5,905,067.13	.....
1953 .....	94,801,037.03	5,016,293.54	.....
1954 .....	91,781,654.87	4,697,470.61	.....
1955 .....	88,684,211.74	3,787,653.46	.....
1956 .....	85,505,574.79	3,353,893.51	.....
1957 .....	82,237,607.68	5,391,916.50	.....
1958 .....	30,177,170.50	42,353,837.24	.....
1959 .....	29,152,119.65	68,295,770.07	.....
1960 .....	27,303,307.78	169,665,910.94	.....
1961 .....	24,171,583.66	221,800,630.16	.....
1962 .....	22,121,492.10	271,680,871.36	.....
1963 .....	20,087,473.82	334,218,335.03	.....
1964 .....	17,728,065.37	390,198,776.85	.....
1965 .....	15,792,099.01	455,224,096.91	.....
1966 .....	14,155,402.60	537,961,539.08	.....
1967 .....	12,608,799.47	663,277,255.59	.....
1968 .....	10,993,108.32	867,962,920.28	.....
1969 .....	20,606,143.09	1,048,439,926.80	.....
1970 .....	37,320,712.84	1,198,032,537.89	.....
1971 .....	105,344,621.61	1,374,679,380.84	.....
1972 .....	207,442,668.29	1,496,832,052.35	.....

\*Indirect liabilities Class I represent in each year guarantees for which the Province was solely responsible.

Indirect liabilities Class II represent railway bonds, payment of which had been assumed by the Canadian National and Canadian Pacific Railway Companies.

†Amount of debt at December 31, 1923, included \$5,123,413.08, proceeds of refunding issue on hand at December 31, 1923, and used on February 1, 1924, to retire issue due on that date.

‡Includes \$60,700,000.00 debentures issued March 1, 1950, the entire proceeds of which were used to retire debentures called for redemption June 1, 1950.

Certified correct,

C. K. HUCKVALE, F.C.A.,

Provincial Auditor

## GOVERNMENT OF THE PROVINCE OF ALBERTA

## STATEMENT OF FUNDED DEBT

SHOWING YEAR OF ISSUE, AMOUNT ISSUED, YIELD RATE, AMOUNT REDEEMED AND  
AMOUNT OUTSTANDING AS AT MARCH 31, 1972

Year of Issue	Amount Issued	Yield Rate	Amount Redeemed	Amount Outstanding as at March 31, 1972
<b>Year ended December 31:</b>				
1909 .....	\$ 2,000,200.00	4.175%	\$ 2,000,200.00	\$ .....
1912 .....	4,866,666.66	4.375	4,866,666.66	.....
1913 .....	8,466,666.66	5.01	8,466,666.66	.....
1914 .....	7,477,200.00	5.26	7,477,200.00	.....
1915 .....	4,117,833.34	5.96	4,117,833.34	.....
1916 .....	2,071,633.34	5.57	2,071,633.34	.....
1917 .....	1,595,000.00	6.87	1,595,000.00	.....
1918 .....	905,000.00	6.55	905,000.00	.....
1919 .....	3,135,000.00	5.86	3,135,000.00	.....
1920 .....	7,354,700.00	5.88	7,354,700.00	.....
1921 .....	17,961,730.68	6.20	17,961,730.68	.....
1922 .....	15,695,800.00	5.50	15,695,800.00	.....
1923 .....	19,300,000.00	5.71	19,300,000.00	.....
1924 .....	7,250,000.00	5.39	7,250,000.00	.....
1925 .....	7,370,000.00	5.01	7,370,000.00	.....
1926 .....	11,046,000.00	4.97	11,046,000.00	.....
<b>15 months ended March 31:</b>				
1928 .....	9,689,500.00	4.75	9,687,500.00	2,000.00
<b>Year ended March 31:</b>				
1929 .....	9,490,000.00	4.975	9,490,000.00	.....
1930 .....	6,000,000.00	5.11	6,000,000.00	.....
*1930 .....	7,400,000.00	5.00	7,400,000.00	.....
1931 .....	4,000,000.00	4.92	3,999,300.00	700.00
1932 .....	25,242,000.00	5.098	25,242,000.00	.....
1933 .....	4,866,666.66	6.76	4,866,666.66	.....
1934 .....	2,218,000.00	5.585	2,218,000.00	.....
1935 .....	4,632,000.00	4.72	4,632,000.00	.....
1936 .....	750,000.00	4.50	750,000.00	.....
1946 .....	29,565,000.00	3.398	29,565,000.00	.....
†1946 .....	79,887,002.37	3.50	79,762,802.37	124,200.00
1948 .....	2,500,000.00	2.705	2,500,000.00	.....
1950 .....	60,700,000.00	2.908	60,465,000.00	235,000.00
1951 .....	.....	.....	.....	.....
1952 .....	.....	.....	.....	.....
1953 .....	.....	.....	.....	.....
1954 .....	.....	.....	.....	.....
1955 .....	.....	.....	.....	.....
1956 .....	.....	.....	.....	.....
1957 .....	.....	.....	.....	.....
1958 .....	.....	.....	.....	.....
1959 .....	.....	.....	.....	.....
1960 .....	.....	.....	.....	.....
1961 .....	.....	.....	.....	.....
1962 .....	.....	.....	.....	.....
1963 .....	.....	.....	.....	.....
1964 .....	.....	.....	.....	.....
1965 .....	.....	.....	.....	.....
1966 .....	.....	.....	.....	.....
1967 .....	.....	.....	.....	.....
1968 .....	.....	.....	.....	.....
1969 .....	11,500,000.00	7.50	.....	11,500,000.00
1970 .....	18,500,000.00	7.50	.....	18,500,000.00
1971 .....	35,000,000.00	8.93	.....	35,000,000.00
1971 .....	35,000,000.00	8.86	.....	35,000,000.00
1972 .....	25,000,000.00	6.875	.....	25,000,000.00
1972 .....	25,000,000.00	8.125	.....	25,000,000.00
1972 .....	50,000,000.00	7.975	.....	50,000,000.00
1972 .....	4,000,000.00	6.9	.....	4,000,000.00
	<u>\$571,553,599.71</u>		<u>\$367,191,699.71</u>	.....
Debentures and stock outstanding .....				\$204,361,900.00
Add: Treasury bills outstanding .....				3,080,768.29
Funded debt, March 31, 1972 .....				<u>\$207,442,668.29</u>

\*Alberta and Great Waterways Railway bonds included as a direct liability under provision of Chapter 55, 1929.

†Exchange debentures issued under 1945 debt reorganization program.

Certified correct, C. K. HUCKVALE, F.C.A., *Provincial Auditor.*

STATEMENT No. 21

GOVERNMENT OF THE PROVINCE OF ALBERTA  
COMPARATIVE STATEMENT OF NET FUNDED DEBT, UNFUNDED DEBT  
AND INDIRECT LIABILITIES

AS AT MARCH 31, 1941, 1951, 1961, 1971 AND 1972

Particulars	As at March 31					Per Capita				
	1941	1951	1961	1971	1972	1941	1951	1961	1971	1972
Net funded debt .....	\$142,189,968.50	\$100,596,538.50	\$ 24,171,583.66	\$ 105,344,621.61	\$ 206,008,539.76	\$ 18.41	\$107.07	\$ 18.41	\$ 64.71	\$ 134.85
Unfunded debt .....	11,341,917.42	16,130,643.76	15,729,172.74	41,058,938.55	62,643,032.40	14.25	17.17	11.98	25.22	37.97
Net funded debt and unfunded debt .....	\$153,531,885.92	\$116,727,182.26	\$ 39,900,756.40	\$ 146,403,560.16	\$ 268,651,572.16	\$ 192.84	\$124.24	\$ 30.39	\$ 89.93	\$ 162.82
Indirect liabilities .....	8,500,509.68	4,120,943.21	221,800,630.16	1,374,679,380.84	1,496,832,052.35	10.68	4.39	168.93	844.39	907.17
Net funded debt, the unfunded debt and indirect liabilities .....	\$162,032,395.60	\$120,848,125.47	\$261,701,386.56	\$1,521,082,941.00	\$1,765,483,624.51	\$203.52	\$128.63	\$199.32	\$934.32	\$1,069.99
Population .....	*796,169	**939,501	**1,313,000	**1,628,000	**1,650,000					

\*Population, Census of Canada.

\*\*Population, estimated by Statistics Canada.

††Comparative figures have been adjusted to include current liabilities on income account.

Edmonton, Alberta, August 14, 1972

The above information has been assembled, under my direction, from the Public Accounts of the Province, and, in my opinion, correctly sets forth the net funded debt, the unfunded debt and indirect liabilities at the dates stated.

C. K. HUCKVALE, F.C.A.,  
Provincial Auditor

GOVERNMENT OF THE PROVINCE OF ALBERTA  
COMPARATIVE STATEMENT OF REVENUE  
INCOME ACCOUNT

FOR THE YEARS ENDED MARCH 31, 1941, 1951, 1961, 1971 AND 1972

Particulars	For the years ended March 31,					Per Capita				
	1941	1951	1961	1971	1972	1941	1951	1961	1971	1972
Subsidies	\$ 1,787,475	\$ 2,063,375	\$ 2,357,775	\$ 3,007,975	\$ 3,007,975	\$ 2.25	\$ 2.20	\$ 1.80	\$ 1.85	\$ 1.82
Canada-Alberta tax agreement	8,991,437	17,342,934	57,146,296	+246,832,346	+268,690,602	11.29	18.46	43.53	151.62	162.83
Taxes	2,961,511	15,168,939	32,278,422	+105,517,501	+111,415,112	3.72	16.15	24.58	64.81	68.13
Licences	3,090,269	7,061,192	13,947,520	27,250,134	29,782,702	3.88	7.52	10.62	16.74	18.05
Fees	95,958	51,716,641	117,438,688	261,373,148	299,809,026	.12	.33	89.44	160.55	181.70
Fines and penalties	312,855	312,855	1,536,296	3,613,477	3,674,681	.12	.33	1.17	2.22	2.23
Profits from trading activities	3,165,942	12,097,527	21,183,736	56,935,141	63,939,774	3.98	12.88	16.13	34.97	38.75
Miscellaneous	62,067	137,798	263,986	661,605	689,896	.08	.15	.20	.41	.41
Refunds of expenditure	3,800,891	9,396,955	40,566,294	206,722,515	239,050,611	4.77	10.00	30.90	126.97	144.87
From revenue-producing assets	966,119	2,887,211	18,282,045	26,293,173	23,392,786	1.21	3.07	13.92	16.15	14.17
Pension acts	.....	.....	2,853,533	19,844,179	24,452,641	.....	.....	2.18	12.19	14.81
Total revenue, income account	\$ 24,921,669	\$ 118,186,427	\$ 507,854,591	\$ 958,051,194	\$ 1,068,905,806	\$ 31.30	\$ 125.80	\$ 234.47	\$ 588.48	\$ 647.77
Population	*796,169	*939,501	**1,313,000	**1,628,000	**1,650,000					

†For purposes of comparison with previous years, taxes amounting to \$260,120,601.74 under the Alberta Income Tax Act, and collections amounting to \$8,570,000.00 under Federal-Provincial Fiscal Arrangements have been combined and shown as "Canada-Alberta tax agreement" revenue.

\*Population, Census of Canada.

\*\*Population, estimated by Statistics Canada.

Edmonton, Alberta, July 19, 1972

The above comparative statement has been prepared, under my direction, from the Public Accounts of the Province, and, in my opinion, correctly sets forth revenue on income account for the years stated.

C. K. HUCKVALE, F.C.A.,  
Provincial Auditor



GOVERNMENT OF THE PROVINCE OF ALBERTA  
COMPARATIVE STATEMENT OF EXPENDITURE  
INCOME ACCOUNT

FOR THE YEARS ENDED MARCH 31, 1941, 1951, 1961, 1971 AND 1972

Particulars	For the years ended March 31,					Per Capita				
	1941	1951	1961	1971	1972	1941	1951	1961	1971	1972
Debt charges .....	\$ 3,816,856	\$ 4,356,605	\$ 3,771,284	\$ 8,834,500	\$ 16,741,046	\$ 4.79	\$ 4.64	\$ 2.87	\$ 5.43	\$ 10.14
Education .....	3,095,433	14,762,364	69,991,197	325,921,955	357,916,582	3.89	15.70	53.31	200.20	216.91
Legislation .....	179,813	273,189	489,065	969,603	1,741,269	.23	.29	.37	.60	1.05
General government .....	2,310,722	5,350,409	17,079,776	60,793,205	65,226,145	2.90	5.69	13.01	37.34	39.53
Miscellaneous .....	40,392	81,170	191,509	30,091,978	40,379,708	.05	.09	.15	18.48	24.47
Administration of justice .....	767,255	1,377,479	7,254,388	23,432,293	26,065,571	.96	1.47	5.53	14.39	15.79
Agriculture .....	546,630	1,603,577	5,606,208	18,378,763	14,343,351	.69	1.71	4.27	11.29	8.69
Public domain, research and development .....	556,276	2,761,935	13,121,899	39,040,120	53,932,702	.70	2.94	9.99	23.98	32.68
Public welfare, institutions and charitable grants .....	7,735,394	24,335,372	109,354,023	377,413,319	417,143,472	9.72	25.90	83.28	231.83	252.81
Highways, bridges and ferries .....	1,460,455	6,751,686	26,809,892	43,840,949	50,707,034	1.83	7.19	20.42	26.93	30.73
Commissions and fines paid to municipalities and refunds .....	61,450	184,771	297,070	397,090	431,646	.08	.20	.23	.24	.26
Total expenditure, income account .....	\$ 20,570,676	\$ 61,838,557	\$25,966,311	\$ 929,113,775	\$1,044,628,526	\$ 25.84	\$ 65.82	\$193.43	\$570.71	\$633.06
Surplus, income account .....	\$ 4,350,993	\$ 56,347,870	\$ 53,888,281	\$ 28,937,419	\$ 24,277,280	\$ 5.46	\$ 59.98	\$ 41.04	\$ 17.77	\$ 14.71
Population .....	*796,169	*939,501	**1,313,000	**1,628,000	**1,650,000					

\*Population, Census of Canada.

\*\*Population, estimated by Statistics Canada.

Edmonton, Alberta, July 19, 1972

The above comparative statement has been prepared, under my direction, from the Public Accounts of the Province, and, in my opinion, correctly sets forth expenditure on income account for the years stated.

C. K. HUCKVALE, F.C.A.,  
Provincial Auditor



STATEMENT OF LEGISLATIVE AND EXECUTIVE APPROPRIATIONS, EXPENDITURES AND UNEXPENDED BALANCES  
FOR THE YEAR ENDED MARCH 31, 1972

GOVERNMENT OF THE PROVINCE OF ALBERTA  
AGRICULTURE DEPARTMENT

STATEMENT No. 24

Payments for the year ended March 31, 1972		No. of Appn.	Service	APPROPRIATIONS						Remarks
				Legislative	Executive	Total	Expended	Unexpended	Over- expended	
INCOME ACCOUNT										
\$	29,460.00	\$	4,500.00	\$	40,010.00	\$	38,634.16	\$	1,375.84	\$
38,454.29	1101. Minister's Office .....		* 6,050.00							S.W. 87/71-72
225,458.69	1102. General Administration .....		274,540.00		288,540.00		225,941.16		62,598.84	S.W. 88/71-72
170,145.95	1103. Agricultural Research .....		225,000.00		225,000.00		176,373.31		48,626.69	
633,254.05	1104. Agricultural Promotion .....		732,050.00		732,050.00		634,478.40		97,571.60	
89,004.40	1105. Milk Control Act .....		86,180.00	*	91,580.00		90,335.18		1,244.82	S.W. 88/71-72
			3,000.00							
187,700.35	1110. Extension and Colleges Administration .....		195,060.00		195,060.00		188,205.11		6,854.89	
159,873.81	1111. Agricultural Engineers .....		156,250.00	*	196,350.00		163,393.21		32,956.79	S.W. 89/71-72
			27,100.00							
329,786.04	1112. Radio and Information .....		343,430.00	*	355,430.00		344,570.98		10,859.02	
			12,000.00							
1,473,967.51	1113. District Agriculturists .....		1,374,430.00	*	1,513,870.00		1,482,421.42		31,448.58	S.W. 88/71-72
			28,940.00							
524,603.74	1114. Women's Extension .....		499,500.00	* 110,500.00	514,000.00		525,120.20			O/C 993/71 & 313/72
			14,500.00							
62,642.64	1115. Agricultural and Vocational College, Olds .....									
8,013.92	1116. Agricultural and Vocational College, Vermilion .....									
11,747.52	1117. Agricultural and Vocational College, Fairview .....									
44,371.97	1120. Plant Industry—Administration .....		48,290.00		48,290.00		44,490.04		3,799.96	
1,498,000.00	1121. Crop Insurance .....		1,500,000.00		1,500,000.00		1,498,000.00		2,000.00	S.W. 46 & 88/71-72
575,661.87	1122. Field Crops .....		306,040.00	326,700.00	632,740.00		553,814.58		78,925.42	O/C 661/72
668,352.31	1123. Weeds and Municipal Programs .....		730,260.00		730,260.00		747,508.39			17,248.39
256,599.42	1124. Pest Control .....		237,110.00	2,500.00	239,610.00		262,695.32			23,035.32
347,758.34	1125. Alberta Horticultural Research Centre .....		331,300.00		365,000.00		351,950.83		13,049.17	S.W. 88/71-72
			7,700.00	*						
327,635.24	1126. Horticulture and Tree Nursery, Oliver .....		309,390.00		340,890.00		327,963.06		12,926.94	S.W. 90/71-72
			21,500.00							
231,460.34	1127. Soils .....		229,270.00	*	234,770.00		232,849.03		1,920.97	
			10,000.00							
834,770.69	1130. Animal Industry—Livestock .....		745,800.00	*	850,300.00		835,532.71		14,767.29	S.W. 88/71-72
			5,500.00							
48,981.31	1131. Livestock—Horned Cattle Trust, Salaries .....		47,520.00	*	96,500.00					
			1,500.00		49,020.00		48,981.31		38.69	
583,775.57	1132. Dairy .....		573,890.00	*	595,390.00		584,182.40		11,207.60	
220,180.41	1133. Poultry .....		238,100.00		238,100.00		231,195.59		16,904.41	
22,849.26	1134. Exhibits .....		28,670.00		28,670.00		22,772.52		5,897.48	
558,294.81	1140. Veterinary Services—General .....		465,290.00	*	555,790.00		557,560.19		2,229.81	S.W. 10/71-72
			60,000.00							

408,132.10	1141.	Veterinary Field Services	537,390.00	537,390.00	416,734.59	120,655.41	
18,340.73	1142.	Fur Farm Services	18,230.00	18,230.00	18,474.41	855.59	
111,293.95	1143.	Analytical Services	109,780.00	109,780.00	112,358.47	4,621.53	
650,077.27	1150.	Agricultural Economics	604,060.00	604,060.00	670,427.18	232.82	S.W. 88/71-72
232,839.81	1151.	Farm Purchase Credit	235,910.00	235,910.00	234,975.03	26,434.97	
51,529.35	1160.	Program Development—Administration	67,230.00	67,230.00	50,830.50	16,399.50	S.W. 89 71-72
50,267.57	1161.	Agricultural Marketing Council	51,810.00	51,810.00	49,683.40	2,126.60	
65,890.06	1162.	Farm Adjustment and Consolidation—	75,660.00	75,660.00	48,550.27	27,109.73	
1,031,962.55	1163.	Irrigation Secretariat and Agreements	1,036,000.00	1,036,000.00	1,031,879.62	4,120.38	
213,102.04	1164.	Municipal Agricultural Agreements	280,400.00	280,400.00	222,198.05	58,201.95	
51,309.66	1165.	Agricultural Societies	68,200.00	68,200.00	281,351.73	213,151.73	O/C 660/72
107,074.10	1166.	Agricultural Manpower	150,870.00	150,870.00	107,359.75	90,710.25	S.W. 90 71-72
9,209.29	1167.	Agricultural Rehabilitation and Development	47,200.00	47,200.00			
44,924.01	1170.	Water Resources					
424,492.39	1606.	Credit Union Branches	16,800.00	16,800.00			
145,221.49	2014.	Right of Entry Arbitration Board	419,220.00	419,220.00	433,225.23	2,794.77	S.W. 26 & 91/71-72
79,052.87	Special Warrant 88/71-72 (Marketing Development Board and Marketing Council)		166,300.00	166,300.00	146,243.13	20,056.87	
747.20	Special Warrant 88/71-72 (Planning Secretariat)		83,500.00	83,500.00	79,250.52	4,249.48	
28,342.02	Special Warrant 88/71-72 (Systems Design and Data Analysis)		19,500.00	19,500.00		19,500.00	
11,500.00	Special Warrant 88/71-72 (New Foods and Quality Control Laboratory)		8,700.00	8,700.00	756.23	7,943.77	
45,110.00	Special Warrant 88/71-72 (Alberta Agricultural Products Promotion)		30,500.00	30,500.00	28,352.68	2,147.32	
24,000.00	Special Warrant 88/71-72 (Export Trade Commissioners)		16,500.00	16,500.00	11,500.00	5,000.00	
	Special Warrant 88/71-72 (Urban Extension Services)		49,300.00	49,300.00	45,110.00	4,190.00	
	Special Warrant 89 71-72 (Rural Development)		24,800.00	24,800.00	24,000.00	800.00	
	TOTAL: Income Account		\$ 13,525,890.00	\$ 14,806,430.00	\$ 14,172,179.89	\$ 634,250.11 (Net)	
\$ 13,937,740.41							
CAPITAL ACCOUNT							
\$ 531,762.58	1181.	Emergency Capital Account	\$ 30,000.00	\$ 515,000.00	\$ 545,000.00	\$ 531,410.58	\$ 13,589.42
629.95	1185.	Agricultural Rehabilitation and Development					
1,713,526.44	1186.	Farm Adjustment and Consolidation	1,220,000.00	1,220,000.00	1,188,884.19	31,115.81	
316,672.25	1187.	Water Resources Development					
37,568.73	1192.	Industrial and Commercial Services and Construction					
157,610.96	1193.	Land Manager	189,620.00	189,620.00	156,722.66	32,897.34	
\$ 2,757,271.50	TOTAL: Capital Account		\$ 1,439,620.00	\$ 515,000.00	\$ 1,954,620.00	\$ 1,877,017.43	\$ 77,602.57

Appns. 1115, 1116 and 1117 transferred to Advanced Education Department under authority of Order-in-Council 1672/71.

Appn. 1163 (2921) transferred from the Environment Department under the authority of Order-in-Council 625/71.

Appn. 1606 transferred from Industry and Tourism Department under authority of Order-in-Council 1851/71.

Appn. 2014 transferred from Mines and Minerals Department under authority of Order-in-Council 1770/71.

\*Transferred from Appn. 2713—Salary Contingencies.

Certified correct, C. K. HUCKVALE, F.C.A., Provincial Auditor

GOVERNMENT OF THE PROVINCE OF ALBERTA  
 AGRICULTURE DEPARTMENT  
 EXPENDITURE CLASSIFIED BY APPROPRIATIONS AND CHARACTER  
 FOR THE YEAR ENDED MARCH 31, 1972  
 INCOME ACCOUNT

Service	1101 Minister's Office	1102 General Administration	1103 Agricultural Research	1104 Agriculture Promotion	1105 Milk Control Act	1110 Extension and Colleges Administration	1111 Agricultural Engineers	1112 Radio and Information	1113 District Agriculturists	1114 Women's Extension	1120 Plant Industry —Administration	1121 Crop Insurance	1122 Field Crops	1123 Weeds and Municipal Programs	1124 Pest Control	1125 Alberta Horticultural Research Centre	1126 Horticulture and Tree Nursery, Oliver	1127 Soils	1130 Animal Industry —Livestock	1131 Livestock—Horned Cattle Trust, Salaries	1132 Dairy	1133 Poultry	1134 Exhibits	1140 Veterinary Services —General
Advertising .....	\$ .....	\$ .....	\$ .....	\$ .....	\$ 1,668.55	\$ .....	\$ .....	\$ 41,138.26	\$ 1,759.00	\$ 1,233.14	\$ .....	\$ .....	\$ .....	\$ .....	\$ .....	\$ .....	\$ .....	\$ .....	\$ 404.24	\$ .....	\$ .....	\$ .....	\$ .....	\$ .....
Automobiles, trucks and mobile equipment, purchase .....	4,438.00	.....	.....	.....	.....	.....	.....	.....	.....	.....	.....	.....	.....	529.45	.....	12,942.35	17,565.62	626.95	.....	.....	.....	.....	.....	15,812.04
Automobiles, trucks and mobile equipment, expenses .....	.....	297.45	.....	1,506.73	.....	.....	365.74	.....	.....	.....	.....	.....	.....	522.72	738.86	9,260.58	8,616.58	703.94	.....	.....	506.23	963.61	.....	2,803.75
Compensation .....	.....	.....	.....	3,660.30	.....	.....	172.07	.....	.....	.....	.....	.....	.....	.....	.....	.....	.....	.....	.....	.....	.....	.....	.....	.....
Contracts and agreements .....	.....	.....	.....	353.44	.....	157.85	.....	.....	222.50	.....	.....	.....	.....	3,315.40	.....	195.00	.....	100.60	.....	.....	189.05	.....	240.10	.....
Entertainment expenses .....	193.20	2,740.16	.....	4,566.38	1,093.10	4,908.23	5,895.94	1,791.50	1,772.90	2,289.75	.....	.....	567.77	236.60	251.59	3,608.50	375.00	5,699.50	85,003.00	.....	337.20	394.00	800.00	1,884.95
Fees and commissions .....	.....	802.00	8,912.84	2,035.87	175.65	.....	815.99	2,036.92	7,991.66	1,537.35	.....	.....	2,468.97	1,272.50	1,668.56	816.64	175.14	305.85	11,114.74	11,729.87	524.14	5,484.72	132.23	
Freight, express and cartage .....	.....	3,293.28	.....	455.00	637.00	1,068.96	.....	7,827.68	12,498.81	2,692.81	.....	.....	5,990.00	638.44	673.40	2,856.46	739.64	250.75	1,989.91	1,813.72	668.18	709.09	2,332.43	
Furnishings, equipment and tools .....	629.72	1,101.76	330.65	561,050.00	.....	300.00	10,100.00	.....	.....	.....	.....	1,498,000.00	308,676.58	588,399.28	30,349.50	.....	3,983.32	.....	.....	.....	.....	.....	743.76	
Grants, prizes .....	.....	186.00	163,680.00	.....	.....	.....	.....	.....	.....	.....	.....	.....	.....	303.03	.....	598.44	.....	.....	.....	.....	.....	.....	.....	
Insurance .....	.....	.....	.....	.....	.....	.....	.....	.....	.....	.....	.....	.....	.....	.....	.....	.....	.....	.....	.....	.....	.....	.....	.....	
Livestock, fur bearing animals, poultry, insects and fish .....	.....	.....	.....	.....	.....	.....	.....	.....	.....	.....	.....	.....	.....	.....	.....	110.00	.....	.....	.....	.....	1,651.50	.....	382.00	
Materials and supplies, administrative .....	420.69	5,194.71	761.54	1,631.90	3,130.49	5,718.55	2,038.08	96,278.56	24,462.44	5,187.03	426.88	.....	8,612.67	72,635.51	11,422.54	18,363.36	20,255.85	21,374.79	32,236.99	24,832.07	16,558.30	5,891.03	33,189.77	
Materials and supplies, construction .....	.....	.....	301.36	136.34	.....	.....	920.95	224.37	149.13	217.26	.....	.....	104.88	293.72	552.42	9,957.05	5,128.04	749.82	539.08	543.74	120.73	411.75	2,558.28	
Miscellaneous expenses .....	3.25	101.00	.....	97.49	38.13	197.39	98.61	95.63	22.00	165.51	179.02	.....	76.43	50.03	94.16	41.00	78.21	129.84	241.61	110.00	152.90	141.96	.....	
Postage .....	247.50	2,170.51	.....	871.74	645.00	1,586.70	1,137.82	17,216.90	14,141.76	7,072.85	436.66	.....	3,492.69	1,063.30	1,254.02	673.85	1,246.26	2,118.20	5,313.08	5,040.00	1,609.69	.....	964.40	
Rentals .....	.....	320.95	.....	.....	.....	241.00	1,365.79	14,652.69	3,669.61	2,014.95	245.00	.....	601.63	948.25	839.77	1,972.56	464.71	2,640.72	5,074.40	286.67	.....	.....	6,191.25	
Repair and maintenance of furnishings, equipment and tools .....	.....	.....	.....	108.00	.....	.....	113.28	1,669.76	254.79	.....	.....	.....	191.56	.....	272.50	1,973.48	1,233.82	673.55	299.70	.....	313.69	.....	1,391.01	
Repair and maintenance of office machines .....	227.91	736.52	.....	.....	468.13	484.02	141.27	2,427.93	3,552.42	216.77	153.95	.....	430.59	144.89	265.32	496.08	.....	329.06	873.28	1,060.80	242.75	.....	378.49	
Salaries .....	28,342.33	195,716.45	.....	45,646.30	73,170.21	149,816.47	112,301.62	145,829.36	1,237,920.57	416,385.90	39,792.00	.....	177,444.63	62,454.84	151,609.62	181,923.21	106,463.06	182,375.61	603,422.11	48,981.31	478,834.61	166,567.20	434,254.42	
Taxes .....	.....	.....	.....	.....	.....	.....	.....	.....	.....	.....	.....	.....	.....	.....	.....	963.48	.....	.....	.....	.....	.....	.....	.....	
Telephone and telegraph .....	1,932.55	2,404.55	.....	1,400.42	1,232.35	3,186.69	2,175.08	2,318.63	23,188.90	5,932.85	1,141.27	.....	3,417.23	969.51	1,710.40	4,341.43	2,029.72	1,061.72	5,055.21	.....	2,878.96	1,012.19	.....	975.75
Travelling expenses of other than public servants .....	.....	1,123.50	.....	213.50	.....	5,022.98	1,153.03	319.50	.....	433.40	.....	.....	.....	206.80	412.25	233.79	3,581.50	.....	30,117.52	.....	251.08	5,023.35	836.46	
Travelling expenses of public servants .....	2,199.01	8,788.48	472.04	8,088.62	6,139.11	12,718.77	20,940.84	8,742.20	123,175.23	65,727.94	2,115.26	.....	31,922.15	10,283.63	25,119.19	11,494.51	7,552.26	5,669.30	51,592.56	48,818.90	22,367.23	4,070.61	18,743.54	
Tuition .....	.....	.....	.....	.....	.....	2,797.50	.....	132.50	1,700.74	107.37	.....	.....	.....	.....	.....	.....	.....	.....	.....	.....	.....	.....	348.55	
Unemployment insurance, government portion .....	.....	.....	.....	.....	.....	.....	.....	.....	106.15	.....	.....	.....	.....	.....	135.73	751.80	1,262.68	.....	.....	.....	.....	.....	138.48	
Wages .....	.....	963.84	1,914.88	2,656.37	1,937.46	.....	3,657.10	1,808.59	25,832.81	13,905.32	.....	.....	9,796.80	3,240.49	35,275.49	88,375.26	147,511.65	8,038.83	2,255.28	6,635.81	8,363.16	.....	33,498.63	
TOTAL: Income Account .....	\$ 38,634.16	\$ 225,941.16	\$ 176,373.31	\$ 634,478.40	\$ 90,335.18	\$ 188,205.11	\$ 163,393.21	\$ 344,570.98	\$ 1,482,421.42	\$ 525,120.20	\$ 44,490.04	\$ 1,498,000.00	\$ 553,814.58	\$ 747,508.39	\$ 262,645.32	\$ 351,950.83	\$ 327,963.06	\$ 232,849.03	\$ 835,532.71	\$ 48,981.31	\$ 584,182.40	\$ 221,195.59	\$ 22,772.52	\$ 557,560.19



## STATEMENT No. 25

1134 Exhibits	1140 Veterinary Services --General	1141 Veterinary Field Services	1142 Fur Farm Services	1143 Analytical Services	1150 Agricultural Economics	1151 Farm Purchase Credit	1160 Program Development --Administration	1161 Agricultural Marketing Council	1162 Farm Adjustment and Consolidation-- Administration	1163 Irrigation Secretariat and Agreements	1164 Municipal Agricultural Agreements	1165 Agricultural Societies	1166 Agricultural Manpower	1606 Co-operative Activities and Credit Union Branch	2014 Right of Entry Arbitration Board	S.W.88, 1971-72 Systems Design and Data Analysis	S.W.88, 1971-72 Marketing Development Board and Marketing Council
\$	\$	\$	\$	\$	\$	\$	\$	\$	\$	\$	\$	\$	\$	\$	\$	\$	\$
15,812.04	2,803.75							1,182.55			509.06		288.00				
240.10																	
800.00	1,884.95	254,409.45			130.90		113.28				212.75						
5,484.72	132.23	145.20			59,181.46	6,125.15	265.50	3,825.00	17,117.00	242.55	836.00	3,110.00	451.37	252.63	101.50		
709.09	2,332.43	5,714.56			2,017.41	659.98	220.58						133.94	1,851.97	1,187.38		
	743.76	33,375.20			8,660.72	2,825.00	270.05			1,000,000.00	193,002.13	276,240.77	35,070.66	5,000.00			78,000.00
					22,000.00	145,614.10											
5,891.03	382.00	457.38															
411.75	33,189.77	3,017.03	220.51	10,385.39	26,275.45	1,460.92	464.77	705.15	200.58	185.90	4,921.95		474.07	8,459.41	2,602.53		
141.96	2,558.28			1,140.94													
		189.57	82.99	136.24	47.11	167.35	200.45	47.92	87.87	29.04	17.50	109.32	64.64	130.37	195.00	16.59	23.44
	964.40	1,070.00	183.30	741.58	4,708.19	860.00	739.92	3,355.48	218.75	456.28	728.82		502.44	9,978.47	918.89		
	6,191.25	1,306.69			5,862.29				165.00		434.85		2,772.00	288.88			
	1,391.61			555.18													
	378.49			155.63	1,582.80	213.50					104.70			2,129.08	433.86		
	434,254.42	87,252.71	16,380.00	96,409.17	471,983.16	73,788.59	39,307.52	34,543.51	16,927.75	23,283.00	20,131.70		21,459.24	357,958.80	127,852.66		
	975.75			105.28	5,095.67		404.26	526.97		441.11	171.18		1,589.73	2,023.07	902.75		
5,023.35	836.45	15,051.00					459.65	1,839.50	9,220.01	407.80	120.75	1,494.48	21,086.83	129.22			
4,070.61	18,743.54	14,245.20	1,607.61	942.50	47,739.41	3,260.44	2,313.04	3,071.19	2,552.11	2,274.35	1,006.65	397.16	6,434.37	47,976.26	11,103.34		182.65
	348.55				361.00		322.50		135.00								
	138.48																
	33,498.63	499.60		1,785.56	14,781.43		5,748.98	606.13	1,926.20	4,558.59			178.31	1,047.07	945.22	739.64	1,044.43
22,771.52	557,560.19	416,734.52	18,474.41	112,358.47	670,427.18	234,975.03	50,830.50	49,683.40	48,550.27	1,031,879.62	222,198.05	281,351.73	107,359.75	433,225.23	146,243.13	756.23	79,250.52

Continued on page 91.



# AGRICULTURE DEPARTMENT

91

## STATEMENT No. 25—Continued

Service	S.W. 88, 1971-72 New Food and Quality Control Laboratory	S.W. 88, 1971-72 Alberta Agricultural Products Promotion	S.W. 88, 1971-72 Export Trade Commissioners	S.W. 88, 1971-72 Urban Home Economics	Totals
Advertising .....	\$ .....	\$ .....	\$ .....	\$ .....	\$ 48,182.80
Automobiles, trucks and mobile equipment, purchase .....	.....	.....	.....	.....	51,914.41
Automobiles, trucks and mobile equipment, expenses .....	.....	.....	.....	.....	26,286.19
Compensation .....	.....	.....	.....	.....	172.07
Contracts and agreements .....	.....	.....	.....	.....	7,511.40
Entertainment expenses .....	2,000.00	2,000.00	.....	.....	4,313.13
Fees and commissions .....	.....	.....	.....	.....	481,106.38
Freight, express and cartage .....	.....	.....	.....	.....	56,044.27
Furnishings, equipment and tools .....	.....	.....	.....	.....	63,673.92
Grants, prizes .....	26,000.00	9,500.00	45,000.00	24,000.00	4,916,191.20
Insurance .....	.....	.....	.....	.....	146,515.57
Livestock, fur bearing animals, poultry, insects and fish .....	.....	.....	.....	.....	2,600.88
Materials and supplies, administrative .....	.....	.....	.....	.....	469,999.41
Materials and supplies, construction .....	.....	.....	.....	.....	24,049.86
Miscellaneous expenses .....	.....	.....	.....	.....	3,659.57
Postage .....	.....	.....	.....	.....	88,745.01
Rentals .....	.....	.....	.....	.....	52,359.67
Repair and maintenance of furnishings, equipment and tools .....	.....	.....	.....	.....	9,050.32
Repair and maintenance of office machines .....	.....	.....	.....	.....	17,249.76
Salaries .....	.....	.....	.....	.....	6,426,529.64
Taxes .....	.....	.....	.....	.....	965.48
Telephone and telegraph .....	.....	.....	.....	.....	79,625.63
Travelling expenses of other than public servants .....	.....	.....	110.00	.....	98,849.90
Travelling expenses of public servants .....	15.60	.....	.....	.....	641,563.26
Tuition .....	.....	.....	.....	.....	5,905.16
Unemployment insurance, government portion .....	.....	.....	.....	.....	2,573.15
Wages .....	337.08	.....	.....	.....	446,541.85
<b>TOTAL: Income Account</b> .....	<b>\$ 28,352.68</b>	<b>\$ 11,500.00</b>	<b>\$ 45,110.00</b>	<b>\$ 24,000.00</b>	<b>\$14,172,179.89</b>

## CAPITAL ACCOUNT

Service	1181 Emergency Capital Account	1186 Farm Adjustment and Consolidation	1193 Land Manager	Totals
Advances and loans repayable .....	\$ 16,818.20	\$ .....	\$ 8,780.00	\$ 25,598.20
Advertising .....	.....	.....	120.30	120.30
Fees and commissions .....	.....	.....	1,130.11	1,130.11
Freight, express and cartage .....	16,558.75	.....	.....	16,558.75
Furnishings, equipment and tools .....	.....	.....	5,653.05	5,653.05
Insurance .....	1,038.38	.....	247.77	1,286.15
Land .....	.....	1,188,076.30	85,170.00	1,273,246.30
Materials and supplies, administrative .....	496,995.25	.....	956.17	497,951.42
Materials and supplies, construction .....	.....	.....	1,254.70	1,254.70
Miscellaneous expenses .....	.....	98.50	86.65	185.15
Postage .....	.....	.....	560.50	560.50
Rentals .....	.....	.....	208.33	208.33
Repair and maintenance of furnishings, equipment and tools .....	.....	.....	331.60	331.60
Repair and maintenance of office machines .....	.....	.....	321.91	321.91
Salaries .....	.....	.....	44,842.00	44,842.00
Taxes .....	.....	709.39	998.91	1,708.30
Telephone and telegraph .....	.....	.....	293.91	293.91
Travelling expenses of public servants .....	.....	.....	5,766.75	5,766.75
<b>TOTAL: Capital Account</b> .....	<b>\$ 531,410.58</b>	<b>\$ 1,188,884.19</b>	<b>\$ 156,722.66</b>	<b>\$ 1,877,017.43</b>



## GOVERNMENT OF THE PROVINCE OF ALBERTA

## AGRICULTURE DEPARTMENT

## CASH COLLECTED ON INCOME AND CAPITAL ACCOUNTS

FOR THE YEAR ENDED MARCH 31, 1972

## INCOME ACCOUNT

	Actual	Estimates	In Excess of Estimates	Less than Estimates
Alberta horticultural research centre .....	\$ 3,677.76	\$ 8,000.00	\$ .....	\$ 4,322.24
Alberta Livestock and Livestock Products Act:				
Livestock dealers' licenses .....	8,641.00	8,500.00	141.00	
Poultry licenses .....	1,194.00	1,200.00		6.00
Stockyards' licenses .....	250.00	300.00		50.00
Artificial insemination fees .....	1,556.00	1,000.00	556.00	
Bacteriological services .....	2,660.00	2,580.00	80.00	
Brands Act:				
Brand books .....	1,480.00	1,000.00	480.00	
Brand fees .....	34,183.00	26,000.00	8,183.00	
Cow testing fees .....	9,496.00	9,200.00	296.00	
Credit union examination fees .....	32,385.79	33,000.00		614.21
Dairymen's Act:				
Cream graders' and testers' licenses .....	654.00	720.00		66.00
Cream grading service charge .....	11,086.14	12,530.00		1,443.86
Creamery licenses .....	420.00	440.00		20.00
Farm management fees .....	22,361.00	27,770.00		5,409.00
Frozen Food Act .....	1,915.00	1,915.00		
Fur farm licenses .....	1,620.00	2,000.00		380.00
Government of Canada re:				
Agricultural rehabilitation and development .....	440,339.49	146,600.00	293,739.49	
Co-operative activities .....	2,677.51		2,677.51	
Crop insurance .....	1,609,125.35	1,250,000.00	359,125.35	
Farm labour supervision .....	47,705.12	85,000.00		37,294.88
Sheep policy .....	6,433.75	2,000.00	4,433.75	
Interest on advances under the Farm Purchase Credit Act .....	1,285,178.57	1,091,000.00	194,178.57	
Livestock Diseases Act:				
Analytical services .....	6,861.00	10,000.00		3,139.00
Livestock medicines .....	6,450.00	6,800.00		350.00
Slaughterhouse licenses .....	20.00	60.00		40.00
Milk Control Act:				
Dairy licenses .....	955.00	900.00	55.00	
Reimbursement—milk control trust .....	57,434.48	64,500.00		7,065.52
Miscellaneous .....	10,210.91	1,000.00	9,210.91	
Names of Homes Act .....	140.00	200.00		60.00
Poultry, blood testing .....	20,327.17	18,000.00	2,327.17	
Registration fees re certified swine policy .....	1,418.75	1,250.00	168.75	
Reimbursement of salaries .....	71,305.19	61,000.00	10,305.19	
Sale of eggs .....	24,922.92	21,000.00	3,922.92	
Sale of estray animals .....	273.15	200.00	73.15	
Sale of poultry .....	4,816.53	5,000.00		183.47
Sale of herbicides .....	60,372.60	50,000.00	10,372.60	
Sale of trees .....	18,317.85		18,317.85	
Seed dealers' licenses .....	190.00	500.00		310.00
Seed extraction .....	667.50	500.00	167.50	
Soil and feed testing fees .....	28,036.65	50,000.00		21,963.35
Stock Inspection Act:				
Butchers' and hide dealers' licenses .....	396.25	400.00		3.75
Fees .....	477,445.35	420,000.00	57,445.35	
Tractor and welding school fees .....	5,270.00	9,000.00		3,730.00
<b>TOTAL: Income Account .....</b>	<b>\$ 4,320,870.78</b>	<b>\$ 3,431,065.00</b>	<b>\$ 889,805.78</b>	<b>(Net)</b>

STATEMENT No. 26—Continued

CAPITAL ACCOUNT

	Actual	Estimates	In Excess of Estimates	Less than Estimates
Agricultural rehabilitation and development .....	\$ 1,006,528.41	\$ 610,000.00	\$ 396,528.41	\$ .....
Control of agricultural pests .....	373,035.00	12,000.00	361,035.00	.....
Repayment of advances:				
Bow River Irrigation District .....	41,000.00	25,000.00	16,000.00	.....
St. Mary River Irrigation District .....	105,000.00	75,000.00	30,000.00	.....
Sale of seed grain .....	13,085.80	12,000.00	1,085.80	.....
<b>TOTAL: Capital Account</b> .....	<b>\$ 1,538,649.21</b>	<b>\$ 734,000.00</b>	<b>\$ 804,649.21</b>	<b>.....</b>
			(Net)	

Certified correct,

C. K. HUCKVALE, F.C.A.,  
Provincial Auditor

## GOVERNMENT OF THE PROVINCE OF ALBERTA

## THE HORNED CATTLE PURCHASES ACT TRUST ACCOUNT

## BALANCE SHEET AS AT MARCH 31, 1972

## ASSETS

Cash in bank .....		\$	138,436.58	
Short term deposits .....			1,600,000.00	
Accrued interest .....			3,438.32	
Accounts receivable:				
Bull testing program .....	\$	13,588.07		
Horned cattle fees .....		308.00		
				13,896.07
Inventories:				
Supplies and equipment .....				256.40
Fixed assets:				
Kinsella ranch, at cost (Note 1) .....	\$	130,417.60		
Land, at cost .....		1,887.94		
Building and equipment, at cost less accumulated depreciation .....		27,292.72		
				159,598.26
				\$ 1,915,625.63

## LIABILITIES AND SURPLUS

Surplus:				
As at March 31, 1971 .....	\$	1,688,764.11		
Add: Depreciation adjustment applicable to prior years .....		6,300.90		
	\$	1,695,065.01		
Add: Surplus for the year ended March 31, 1972 .....		220,560.62		
			\$	1,915,625.63
			\$	1,915,625.63

The accompanying notes are part of these financial statements.

Edmonton, Alberta, May 29, 1972

I have examined the Balance Sheet of The Horned Cattle Purchases Act Trust Account as at March 31, 1972, and the Statement of Revenue and Expenditure for the year then ended. My examination included a general review of the accounting procedures and such tests of accounting records and other supporting evidence as I considered necessary in the circumstances.

In my opinion these financial statements present fairly the financial position of the Trust Account as at March 31, 1972, and the results of its operations for the year then ended, in accordance with generally accepted accounting principles applied on a basis consistent with that of the preceding year.

C. K. HUCKVALE, F.C.A.,  
Provincial Auditor

STATEMENT No. 28

GOVERNMENT OF THE PROVINCE OF ALBERTA

THE HORNED CATTLE PURCHASES ACT TRUST ACCOUNT

STATEMENT OF REVENUE AND EXPENDITURE

FOR THE YEAR ENDED MARCH 31, 1972

REVENUE

Fees for cattle marketed with horns, net .....	\$ 429,652.80
Bank interest .....	76,842.71
Bull testing program fees and recoveries .....	17,929.26
Miscellaneous .....	46.55
	<u>\$ 524,471.32</u>

EXPENDITURE

Beef performance testing .....	\$ 55,754.56
Grants re warble fly control program .....	50,965.21
Bull and steer testing station, Ellerslie (Note 2) .....	41,915.87
Administration general .....	30,559.27
Artificial insemination of domestic animals .....	26,783.97
Operation of pathological laboratories .....	26,564.03
Grant to Alberta Hereford Association (Note 3) .....	24,596.00
Grants to University of Alberta, construction of bull and steer testing station at Ellerslie (Note 4) .....	23,500.00
Grant to University of Alberta, construction at the Kinsella ranch .....	10,500.00
Grants to progeny testing stations .....	6,471.79
Grants to livestock protective society .....	6,000.00
Grant to Veterinary student .....	300.00
	<u>\$ 303,910.70</u>
Surplus for the year ended March 31, 1972 .....	<u>\$ 220,560.62</u>

GOVERNMENT OF THE PROVINCE OF ALBERTA

THE HORNED CATTLE PURCHASES ACT TRUST ACCOUNT

NOTES TO THE FINANCIAL STATEMENTS

MARCH 31, 1972

- NOTE 1 Represents original cost of Kinsella ranch and cost of additional land acquired in 1971. Grants in an aggregate amount of \$202,200.00 have been made to The University of Alberta for acquirement of additional capital assets. These are reflected in the accounts of the University.
- NOTE 2 Includes advances of \$23,745.43 to The University of Alberta to cover the Trust Account's share of certain operating costs under the program and is subject to adjustment upon final determination of costs.
- NOTE 3 Pursuant to Order-in-Council 1352/70 the Provincial Treasurer is authorized to expend up to \$50,000.00 out of The Horned Cattle Purchases Act Trust Account to share equally with the Alberta Hereford Association the capital cost of building a facility for performance and/or progeny testing of beef cattle and for assembling export shipments of cattle. Accumulated expenditures to March 31, 1972 amounted to \$50,000.00.
- NOTE 4 Pursuant to Order-in-Council 910/69 the Provincial Treasurer is authorized to expend approximately \$300,000.00 out of The Horned Cattle Purchases Act Trust Account for the construction of a bull and steer testing station on The University of Alberta Farm at Ellerslie. Accumulated expenditures to March 31, 1972 amounted to \$311,403.45.
- NOTE 5 Effective February 1, 1972, the regulation requiring the payment of fees for cattle marketed with horns was rescinded.

STATEMENT No. 29

GOVERNMENT OF THE PROVINCE OF ALBERTA  
WHEAT BOARD MONEY TRUST ACCOUNT  
BALANCE SHEET AS AT MARCH 31, 1972

## ASSETS

Cash in bank .....		\$	3,151.90
Investments, at amortized cost:			
(approximate market value \$108,000.00)			
Government of Canada, par value \$2,500.00 .....	\$	2,503.15	
Provincial issues, direct and guaranteed, par value \$67,000.00 .....		66,919.30	
Municipal issues, par value \$50,000.00 .....		50,000.00	
			\$ 119,422.45
Accrued interest .....			2,637.81
			<u>\$ 125,212.16</u>

## LIABILITIES

Trust Account:			
As at March 31, 1971 .....	\$	125,677.13	
Deduct: Deficit for the year ended March 31, 1972 .....		464.97	
			<u>\$ 125,212.16</u>

Edmonton, Alberta, May 10, 1972

I have examined the Balance Sheet of the Wheat Board Money Trust Account as at March 31, 1972, and the Statement of Revenue and Expenditure for the year then ended. My examination included a general review of the accounting procedures and such tests of accounting records and other supporting evidence as I considered necessary in the circumstances.

In my opinion these financial statements present fairly the financial position of the Trust Account as at March 31, 1972, and the results of its operations for the year then ended, in accordance with generally accepted accounting principles applied on a basis consistent with that of the preceding year.

C. K. HUCKVALE, F.C.A.,  
Provincial Auditor

STATEMENT No. 30

GOVERNMENT OF THE PROVINCE OF ALBERTA  
WHEAT BOARD MONEY TRUST ACCOUNT  
STATEMENT OF REVENUE AND EXPENDITURE  
FOR THE YEAR ENDED MARCH 31, 1972

## REVENUE

Revenue from investments .....	\$	4,094.74	
Interest on bank balance .....		90.29	
			\$ 4,185.03

## EXPENDITURE

Scholarships and bursaries .....	\$	4,650.00	
Deficit for the year ended March 31, 1972 .....	\$	464.97	



STATEMENT No. 31

GOVERNMENT OF THE PROVINCE OF ALBERTA  
ALBERTA HAIL AND CROP INSURANCE CORPORATION  
BALANCE SHEET AS AT MARCH 31, 1972

## ASSETS

Cash on hand and in bank		\$	74,170.28
Investments, at cost (Note 1)			6,641,364.89
Accrued interest			124,389.14
Premiums receivable:			
Insured persons	\$	182,240.49	
Accrued interest		8,215.59	
			<hr/>
Sundry accounts receivable			190,456.08
Prepaid expenses			1,649.67
Land, at cost			21,369.45
Building, at cost	\$	286,361.58	
Deduct: Accumulated depreciation		21,940.68	
			<hr/>
Furniture and equipment, at cost			264,420.90
Trust: (Note 2)			75,747.93
Cash in bank	\$	3,835.89	
Accrued interest		37.51	
			<hr/>
			3,873.40
		\$	<hr/> <hr/> 7,538,252.70

## LIABILITIES

Accounts payable:			
Province of Alberta	\$	318,818.69	
Crop Reinsurance Fund of Alberta, net (Note 3)		352,303.02	
Crop Reinsurance Fund of Canada		20,694.53	
Sundry		66.96	
			<hr/>
Agents' commissions payable			691,883.20
Premium refunds payable			107,196.53
Estimated indemnities payable			213,307.31
Prepaid premiums			25,000.00
Capital surplus arising from furniture and equipment provided from income			850.00
Reserves:			75,747.93
General reserve—hail insurance, Statement No. 33	\$	5,633,701.64	
Special dividend reserve—hail insurance, Statement No. 33		786,692.69	
			<hr/>
			6,420,394.33
Trust:			
Accounts payable:			
Indemnities payable	\$	3,850.92	
Sundry		22.48	
			<hr/>
			3,873.40
		\$	<hr/> <hr/> 7,538,252.70

The accompanying notes are part of these financial statements.

Edmonton, Alberta, June 7, 1972

I have examined the Balance Sheet of the Alberta Hail and Crop Insurance Corporation as at March 31, 1972, and the Statements of Revenue and Expenditure and Reserves with supporting statements for the year then ended. My examination included a general review of the accounting procedures and such tests of accounting records and other supporting evidence as I considered necessary in the circumstances.

In my opinion these financial statements present fairly the financial position of the Corporation as at March 31, 1972, and the results of its operations for the year then ended, in accordance with generally accepted accounting principles applied on a basis consistent with that of the preceding year.

C. K. HUCKVALE, F.C.A.,  
Provincial Auditor

STATEMENT No. 32

GOVERNMENT OF THE PROVINCE OF ALBERTA  
ALBERTA HAIL AND CROP INSURANCE CORPORATION  
STATEMENT OF RESERVE FUND—CROP INSURANCE  
FOR THE YEAR ENDED MARCH 31, 1972

Balance as at March 31, 1971 .....		\$	263,731.83
Add: Recovery from the Crop Reinsurance Fund of Alberta .....	\$	81,210.93	
Prior years' adjustments, net .....		7,307.63	
			<u>88,518.56</u>
		\$	352,250.39
Deduct: Deficit for the year ended March 31, 1972, Statement No. 34 .....			<u>352,250.39</u>
Balance as at March 31, 1972 .....		\$	<u>                    </u>

STATEMENT No. 33

GOVERNMENT OF THE PROVINCE OF ALBERTA  
ALBERTA HAIL AND CROP INSURANCE CORPORATION  
STATEMENT OF RESERVES—HAIL INSURANCE  
FOR THE YEAR ENDED MARCH 31, 1972

General Reserve			
Balance as at March 31, 1971 .....		\$	5,931,740.28
Deduct: Deficit for the year ended March 31, 1972, Statement No. 35 .....	\$	505,062.37	
Prior years' adjustments, net .....		6,283.58	
			<u>511,345.95</u>
		\$	5,420,394.33
Add: Transfer from special dividend reserve .....			<u>213,307.31</u>
		\$	<u>5,633,701.64</u>
Balance as at March 31, 1972 .....		\$	<u>5,633,701.64</u>
Special Dividend Reserve			
Balance as at March 31, 1971 .....		\$	1,000,000.00
Deduct: Transfer to general reserve .....			<u>213,307.31</u>
Balance as at March 31, 1972 .....		\$	<u>786,692.69</u>

STATEMENT No. 34

## GOVERNMENT OF THE PROVINCE OF ALBERTA

## ALBERTA HAIL AND CROP INSURANCE CORPORATION

## STATEMENT OF REVENUE AND EXPENDITURE—CROP INSURANCE

FOR THE YEAR ENDED MARCH 31, 1972

## REVENUE

Premiums charged:		
Insured persons .....	\$ 2,127,544.41	
Province of Alberta .....	721,081.03	
		\$ 2,848,625.44
Interest earnings .....		95,149.68
Deposits forfeited .....		320.00
Miscellaneous .....		183.05
		<u>\$ 2,944,278.17</u>

## EXPENDITURE

Indemnities .....	\$ 2,429,500.66	
Reinsurance premiums:		
Crop Reinsurance Fund of Canada .....	\$ 433,513.95	
Crop Reinsurance Fund of Alberta .....	433,513.95	
		867,027.90
Administration expenses, Statement No. 36 .....	\$ 501,047.46	
Deduct: Charged to Province of Alberta .....	501,047.46	
		<u>3,296,528.56</u>
Deficit for the year ended March 31, 1972 carried to Statement No. 32 .....		<u>\$ 352,250.39</u>

STATEMENT No. 35

## GOVERNMENT OF THE PROVINCE OF ALBERTA

## ALBERTA HAIL AND CROP INSURANCE CORPORATION

## STATEMENT OF REVENUE AND EXPENDITURE—HAIL INSURANCE

FOR THE YEAR ENDED MARCH 31, 1972

## REVENUE

Premium income .....	\$ 2,703,851.63	
Deduct: Discounts allowed .....	47,698.85	
Net premium income .....		\$ 2,656,152.78
Deduct: Premium refunds .....		213,307.31
		<u>\$ 2,442,845.47</u>
Interest earnings .....		399,979.35
Rental income, net .....		27,282.95
Miscellaneous .....		164.95
		<u>\$ 2,870,272.72</u>

## EXPENDITURE

Indemnities .....	\$ 2,721,251.11	
Administration expenses, Statement No. 37 .....	595,879.07	
Insurance corporation tax .....	48,704.91	
Reinsurance premium .....	9,500.00	
		<u>3,375,335.09</u>
Deficit for the year ended March 31, 1972, carried to Statement No. 33 .....		<u>\$ 505,062.37</u>

STATEMENT No. 36

## GOVERNMENT OF THE PROVINCE OF ALBERTA

## ALBERTA HAIL AND CROP INSURANCE CORPORATION

## STATEMENT OF ADMINISTRATION EXPENSES—CROP INSURANCE

FOR THE YEAR ENDED MARCH 31, 1972

Agents' commissions	\$ 205,649.84
Salaries	119,069.16
Adjusters' fees and expenses	70,636.17
Office rentals	20,265.89
Printing, stationery and office supplies	15,594.60
Travelling expenses	13,160.80
Data processing	12,166.80
Postage, express and freight	8,192.82
Advertising and publicity	6,123.97
Pension contributions	5,401.52
Directors' fees and expenses	5,061.16
Telephone and telegraph	3,684.43
Agency sales and promotion	3,603.13
Office maintenance and janitor services	2,954.96
Utilities	2,257.20
Staff medical and group insurance contributions	1,935.17
Furniture and equipment	1,436.16
Equipment rental and maintenance	852.96
Grain inspection fees	842.91
Unemployment insurance	663.65
Maps	517.72
Fidelity bonds and insurance	442.17
Workmen's Compensation Board	173.77
Miscellaneous	360.50
	<u>\$ 501,047.46</u>

STATEMENT No. 37

## GOVERNMENT OF THE PROVINCE OF ALBERTA

## ALBERTA HAIL AND CROP INSURANCE CORPORATION

## STATEMENT OF ADMINISTRATION EXPENSES—HAIL INSURANCE

FOR THE YEAR ENDED MARCH 31, 1972

Agents' commissions	\$ 327,232.97
Salaries	106,504.08
Adjusters' fees and expenses	52,834.38
Office rentals	18,262.42
Printing, stationery and office supplies	14,052.93
Interest	13,848.24
Travelling expenses	11,859.73
Data processing	10,963.99
Postage, express and freight	7,382.88
Advertising and publicity	5,518.55
Pension contributions	4,867.53
Directors' fees and expenses	4,560.81
Telephone and telegraph	3,320.19
Agency sales and promotion	3,246.92
Office maintenance and janitor services	2,662.83
Utilities	2,034.05
Staff medical and group insurance contributions	1,743.85
Furniture and equipment	1,509.99
Equipment rental and maintenance	768.64
Grain inspection fees	759.59
Unemployment insurance	598.05
Maps	466.53
Fidelity bonds and insurance	398.46
Workmen's Compensation Board	156.59
Miscellaneous, net	324.87
	<u>\$ 595,879.07</u>

GOVERNMENT OF THE PROVINCE OF ALBERTA  
ALBERTA HAIL AND CROP INSURANCE CORPORATION  
NOTES TO THE FINANCIAL STATEMENTS

MARCH 31, 1972

NOTE 1 Investments of the Corporation are summarized hereunder:

<i>Particulars</i>	<i>Market Value</i>	<i>Cost</i>
Bonds and debentures:		
Government of Canada, direct and guaranteed .....	\$ 717,300.00	\$ 753,316.48
Provincial issues, direct and guaranteed .....	3,792,000.00	4,102,861.50
Municipalities and school districts .....	588,475.00	629,186.91
Miscellaneous .....	150,000.00	150,000.00
	<u>\$ 5,247,775.00</u>	<u>\$ 5,635,364.89</u>
Investment certificates .....	752,375.00	750,000.00
Deposit receipt .....	256,000.00	256,000.00
	<u>\$ 6,256,150.00</u>	<u>\$ 6,641,364.89</u>

NOTE 2 The Corporation is responsible for the administration and payment of wildlife damage claims from funds advanced out of the Wildlife Damage Fund of Alberta.

NOTE 3 The account payable to the Crop Reinsurance Fund of Alberta is comprised of the following:

Reinsurance premiums payable .....	\$ 433,513.95
Deduct: Deficit for the year in excess of amount in reserve fund .....	81,210.93
	<u>\$ 352,303.02</u>

NOTE 4 The Crop Reinsurance Fund of Alberta is in a deficit position of \$8,041.69 as at March 31, 1972, which was financed by an advance by the Province of Alberta. Recovery of the advance is to be effected from future earnings of the Corporation.

The Crop Reinsurance Fund of Canada, \$1,130,281.05, is available, if required, for the payment of indemnities.



GOVERNMENT OF THE PROVINCE OF ALBERTA  
BOW RIVER IRRIGATION DISTRICT  
BALANCE SHEET AS AT DECEMBER 31, 1971

ASSETS

Current:			
Cash on hand and in bank .....		\$	20,777.82
Accounts receivable:			
Water rates and charges .....	\$	57,063.59	
Sundry debtors .....		2,715.92	
	\$	59,779.51	
Less: Allowance for doubtful accounts .....		1,065.72	
			58,713.79
Materials and supplies, at cost (Note 1) .....			997.92
Prepaid expenses .....			1,747.33
Accrued interest .....			480.17
			<u>82,717.03</u>
Reserve funds:			
Cash in bank .....	\$	29,165.12	
Short term deposits .....		18,000.00	
Accounts receivable (Note 2) .....		1,520.50	
Debentures, at amortized cost (approximate market value \$14,200.00) (Note 3) .....		15,786.95	
			64,472.57
Capital:			
Irrigation works, at cost .....	\$	7,538,580.46	
Equipment, at cost less accumulated depreciation .....		29,363.66	
			7,567,944.12
			<u>\$ 7,715,133.72</u>

LIABILITIES

Current:			
Bank loan, secured by hypothecation of debentures of a par value of \$16,000.00 and guaranteed by the Province of Alberta .....		\$	18,800.00
Accounts payable:			
Government of Canada .....	\$	24,209.25	
Sundry creditors .....		1,902.91	
			26,112.16
Prepaid revenue .....			449.53
			<u>\$ 45,361.69</u>
Reserves:			
Cost sharing agreement with the Province of Alberta, Statement No. 40 (Note 4) .....	\$	47,165.12	
Irrigation works, Statement No. 39 .....		40,533.36	
			87,698.48
Surplus:			
Capital surplus, Statement No. 41 .....	\$	7,538,580.46	
Revenue surplus:			
As at December 31, 1970 .....	\$	36,181.33	
Add: Surplus for the year ended December 31, 1971 .....		7,311.76	
			43,493.09
			<u>7,582,073.55</u>
			<u>\$ 7,715,133.72</u>

The accompanying notes are a part of these financial statements.

Edmonton, Alberta, February 29, 1971

I have examined the Balance Sheet of the Bow River Irrigation District as at December 31, 1971, and the Statements of Irrigation Works Reserve, Cost Sharing Agreement Reserve, Capital Surplus and Revenue and Expenditure with supporting statements for the year then ended. My examination included a general review of the accounting procedures and such tests of accounting records and other supporting evidence as I considered necessary in the circumstances.

In my opinion, these financial statements present fairly the financial position of the Bow River Irrigation District as at December 31, 1971, and the results of its operations for the year then ended, in accordance with generally accepted accounting principles applied on a basis consistent with that of the preceding year.

C. K. HUCKVALE, F.C.A.,  
Provincial Auditor

GOVERNMENT OF THE PROVINCE OF ALBERTA  
BOW RIVER IRRIGATION DISTRICT  
STATEMENT OF IRRIGATION WORKS RESERVE  
FOR THE YEAR ENDED DECEMBER 31, 1971

STATEMENT No. 39

Balance as at December 31, 1970 .....		\$	29,224.48
Add:			
Proceeds from sale of irrigation works .....	\$	9,936.36	
Interest earnings .....		2,497.12	
Provision for irrigation works .....		2,407.10	
Contributions re new acreage .....		1,750.00	
			<u>16,590.58</u>
		\$	45,815.06
Deduct:			
Transfer to cost sharing agreement reserve .....			5,281.70
Balance as at December 31, 1971 .....		\$	<u>40,533.36</u>

GOVERNMENT OF THE PROVINCE OF ALBERTA  
BOW RIVER IRRIGATION DISTRICT  
STATEMENT OF COST SHARING AGREEMENT RESERVE  
FOR THE YEAR ENDED DECEMBER 31, 1971

STATEMENT No. 40

Balance as at December 31, 1970 .....		\$	30,232.40
Add:			
Contributions under cost sharing agreement:			
Province of Alberta .....	\$	32,444.60	
Transfer from irrigation works reserve .....		5,281.70	
			<u>37,726.30</u>
		\$	67,958.70
Deduct: Additions to irrigation works .....			20,793.58
Balance as at December 31, 1971 .....		\$	<u>47,165.12</u>

STATEMENT No. 41

GOVERNMENT OF THE PROVINCE OF ALBERTA  
BOW RIVER IRRIGATION DISTRICT  
STATEMENT OF CAPITAL SURPLUS  
FOR THE YEAR ENDED DECEMBER 31, 1971

Balance as at December 31, 1970		\$ 7,516,479.90
Add:		
Additions to irrigation works:		
Cost sharing agreement	\$ 20,793.58	
Province of Alberta grants	16,851.26	
		<u>37,644.84</u>
		\$ 7,554,124.74
Deduct: Irrigation works written off		<u>15,544.28</u>
Balance as at December 31, 1971		<u>\$ 7,538,580.46</u>

STATEMENT No. 42

GOVERNMENT OF THE PROVINCE OF ALBERTA  
BOW RIVER IRRIGATION DISTRICT  
STATEMENT OF REVENUE AND EXPENDITURE  
FOR THE YEAR ENDED DECEMBER 31, 1971

REVENUE

Water earnings:		
Irrigation rates, net (Note 5)	\$ 72,048.00	
Penalties	4,391.05	
Sale of excess and domestic water, net	1,387.75	
Water supply rentals	367.50	
		<u>\$ 78,194.30</u>
Less: Discounts	1,443.05	
		\$ 76,751.25
Lease revenue, net		1,793.99
Profit on sale of equipment		649.51
Miscellaneous		184.17
		<u>\$ 79,378.92</u>

EXPENDITURE

Water supply charge, Government of Canada	\$ 8,926.75
Maintenance and operation expense, Statement No. 43	44,298.29
Administration and general expense, Statement No. 44	16,435.02
Provision for irrigation works	2,407.10
	<u>\$ 72,067.16</u>
Surplus for the year ended December 31, 1971	<u>\$ 7,311.76</u>

STATEMENT No. 43

GOVERNMENT OF THE PROVINCE OF ALBERTA

BOW RIVER IRRIGATION DISTRICT

STATEMENT OF MAINTENANCE AND OPERATION EXPENSE

FOR THE YEAR ENDED DECEMBER 31, 1971

Salaries and wages	\$ 28,358.61
Truck expense and mileage	5,944.32
Depreciation on equipment	5,090.76
Power machinery	3,908.10
Structures and waterways	3,602.61
Drainage pumps	3,217.30
Equipment	770.55
Telephone	264.86
Equipment rental	135.40
Weed control	125.82
Miscellaneous	133.55
Buildings, net	3,334.51
Custom work charges	3,919.08
	<u>\$ 44,298.29</u>

STATEMENT No. 44

GOVERNMENT OF THE PROVINCE OF ALBERTA

BOW RIVER IRRIGATION DISTRICT

STATEMENT OF ADMINISTRATION AND GENERAL EXPENSE

FOR THE YEAR ENDED DECEMBER 31, 1971

Salaries	\$ 5,961.19
Interest and bank charges	2,299.63
Insurance	1,938.99
Board of Directors' fees and expenses	1,899.62
Workmen's Compensation Board assessment and unemployment insurance	684.68
Legal fees and expenses	660.40
Stationery, printing and office supplies	624.19
Pension contributions	507.31
Audit fee	450.00
Telephone	368.90
Travelling	259.50
Association fees	258.35
Postage	167.58
Advertising	160.85
Depreciation on equipment	108.44
Miscellaneous	128.29
Buildings, net	42.90
	<u>\$ 16,435.02</u>

GOVERNMENT OF THE PROVINCE OF ALBERTA  
BOW RIVER IRRIGATION DISTRICT  
NOTES TO THE FINANCIAL STATEMENTS

DECEMBER 31, 1971

- NOTE 1 Inventories of materials and supplies were taken by officials of the District and certified as to quantities and values.
- NOTE 2 Reserve funds accounts receivable represents the outstanding balances of the \$10.00 per acre charge, for each new acre to be irrigated, assessed as a contribution to the capital assets of the District.
- NOTE 3 Investments of the District are summarized hereunder:

<i>Particulars</i>	<i>Par Value</i>
Debentures:	
Government of Canada .....	\$ 10,000.00
Provincial issues, guaranteed .....	6,000.00
	<u>\$ 16,000.00</u>
NOTE 4 This reserve represents the unexpended balance of funds provided by the District and the Province of Alberta under a cost sharing agreement entered into for the purpose of rehabilitating irrigation works of the District. Any balance of these monies carried in the Cost Sharing Account on March 1, 1972, are available to complete approved irrigation works projects covered in this agreement or under a further agreement, which agreement shall be entered into thirty days from date of mailing by the Province, failing which the balance of monies contributed by the Province is refundable.	
NOTE 5 Irrigation rates consist of:	
22,730 acres at \$3.00 per acre .....	\$ 68,190.00
327 acres subject to minimum charge per parcel .....	1,260.00
1,014 terminable acres at \$3.00 per acre .....	3,042.00
<u>24,071 acres .....</u>	<u>\$ 72,492.00</u>
Less: Rebate of rates .....	444.00
	<u>\$ 72,048.00</u>

- NOTE 6 The District has a contingent liability, jointly with the Province of Alberta and the Irrigation Land Manager, in respect to a damage claim in the amount of \$20,000.00.
- NOTE 7 The District has a commitment, not reflected in the Balance Sheet at December 31, 1971, for costs in the amount of \$10,474.00 in respect to uncompleted work under contract on a cost sharing project.



STATEMENT No. 45

GOVERNMENT OF THE PROVINCE OF ALBERTA

IRRIGATION LAND MANAGER

BALANCE SHEET

AS AT DECEMBER 31, 1971

ASSETS

Cash in treasury branch .....		\$	23,012.98
Agreements receivable:			
Water right (Note 1) .....	\$	88,719.76	
Land sale .....		768,335.66	
			857,055.42
Interest accrued on agreements receivable .....			69,414.45
Land and improvements, at cost .....			320,362.48
			<u>\$ 1,269,845.33</u>

LIABILITIES

Suspense .....		\$	15.00
Due to Provincial Treasurer:			
Excess of collections over remittances .....			22,997.98
			<u>\$ 23,012.98</u>
Reserves:			
Agreements and interest receivable .....	\$	926,469.87	
Land .....		320,362.48	
			1,246,832.35
			<u>\$ 1,269,845.33</u>

The accompanying notes are part of these financial statements.

Edmonton, Alberta, March 24, 1972

I have examined the Balance Sheet and Statement of Net Advances by Province of Alberta of the Irrigation Land Manager as at December 31, 1971, and the Statement of Advances Under Appropriation of the Legislature for the year then ended. My examination included a general review of the accounting procedures and such tests of accounting records and other supporting evidence as I considered necessary in the circumstances.

In my opinion, these financial statements present fairly the financial position of the Irrigation Land Manager as at December 31, 1971, in accordance with generally accepted accounting principles applied on a basis consistent with that of the preceding year.

C. K. HUCKVALE, F.C.A.,  
Provincial Auditor

GOVERNMENT OF THE PROVINCE OF ALBERTA  
IRRIGATION LAND MANAGER  
NET ADVANCES BY PROVINCE OF ALBERTA  
AS AT DECEMBER 31, 1971

	St. Mary River Ir- rigation District	Bow River Irrigation District	Total
Advances:			
Construction of irrigation system and purchase of right-of-way .....	\$ 20,117,490.06	\$ 7,496,292.57	\$ 27,613,782.63
Purchase and development of land for land settlement .....	1,382,745.56	471,410.40	1,854,155.96
Colonization expense .....	658,308.35	328,454.79	986,763.14
Grant in respect to water service charges .....	490,489.00	92,176.00	582,665.00
Water supply cost in 1956 (part) paid by Province .....	24,845.50		24,845.50
Farming improvements and removing encumbrances from damaged lands .....	15,882.94	3,572.50	19,455.44
Consideration payable on water agreements .....	1,295.00	194.00	1,489.00
	<u>\$ 22,691,056.41</u>	<u>\$ 8,392,100.26</u>	<u>\$ 31,083,156.67</u>
Deduct: Remittances to Province of Alberta .....	2,287,396.84	624,056.16	2,911,453.00
	<u>\$ 20,403,659.57</u>	<u>\$ 7,768,044.10</u>	<u>\$ 28,171,703.67</u>
Excess of advances over remittances to December 31, 1971 .....	\$ 20,403,659.57	\$ 7,768,044.10	\$ 28,171,703.67
Deduct: Agreements and interest receivable .....	\$ 587,976.53	\$ 338,493.34	\$ 926,469.87
Land and improvements .....	232,867.16	87,495.32	320,362.48
Collections under-remitted .....	16,881.16	6,116.82	22,997.98
	<u>\$ 837,724.85</u>	<u>\$ 432,105.48</u>	<u>\$ 1,269,830.33</u>
Net advances as at December 31, 1971 .....	<u>\$ 19,565,934.72</u>	<u>\$ 7,335,938.62</u>	<u>\$ 26,901,873.34</u>

GOVERNMENT OF THE PROVINCE OF ALBERTA  
IRRIGATION LAND MANAGER  
ADVANCES UNDER APPROPRIATION OF THE LEGISLATURE  
FOR THE YEAR ENDED DECEMBER 31, 1971

	St. Mary River Ir- rigation District	Bow River Irrigation District	Total
Construction of irrigation system and purchase of right-of-way .....	\$ 138,464.67	\$ 16,851.26	\$ 155,315.93
Colonization expense .....	38,404.90	17,628.68	56,033.58
Purchase and development of land for land settlement .....	36,321.20	308.52	36,629.72
	<u>\$ 213,190.77</u>	<u>\$ 34,788.46</u>	<u>\$ 247,979.23</u>
Deduct: Remitted to Province of Alberta .....	97,985.10	38,000.00	135,985.10
	<u>\$ 115,205.67</u>	<u>\$ 3,211.54</u>	<u>\$ 111,994.13</u>
Excess of advances over remittances for the year ended December 31, 1971 .....	<u>\$ 115,205.67</u>	<u>\$ 3,211.54</u>	<u>\$ 111,994.13</u>

GOVERNMENT OF THE PROVINCE OF ALBERTA  
IRRIGATION LAND MANAGER  
NOTES TO THE FINANCIAL STATEMENTS

DECEMBER 31, 1971

- Note 1 Water right agreements receivable, \$88,719.76, are subject to possible reductions through reclassifications in the irrigable area on the project.
- Note 2 Lease rentals receivable estimated by the Land Manager to amount to \$16,339.77, are not reflected in the Balance Sheet. Proceeds, when received, will be remitted to the Provincial Treasurer.
- Note 3 The Land Manager has a contingent liability, jointly with the Province of Alberta and the Bow River Irrigation District in respect to a damage claim in the amount of \$20,000.00.

GOVERNMENT OF THE PROVINCE OF ALBERTA  
ST. MARY RIVER IRRIGATION DISTRICT  
BALANCE SHEET AS AT DECEMBER 31, 1971  
ASSETS

STATEMENT No. 48

Current:			
Cash on hand .....		\$	89,438.15
Accounts receivable:			
Water rates and charges .....	\$	303,067.97	
Sundry debtors .....		3,050.85	
	\$	306,118.82	
Less: Allowance for doubtful accounts .....		4,875.44	
			301,243.38
Land improvement loans receivable, including accrued interest .....			6,138.73
Materials and supplies, at cost (Note 1) .....			16,921.12
Prepaid expenses .....			954.11
Accrued interest .....			9,369.14
		\$	424,064.63
Reserve funds:			
Cash in treasury branch .....	\$	203,897.33	
Accounts and agreements receivable (Note 2) .....		80,947.00	
Debentures, at amortized cost (approximate market value \$379,000.00) (Note 3) .....		429,501.54	
			714,345.87
Deferred charges .....			10,429.89
Capital:			
Irrigation works (Note 4) .....	\$	22,693,250.55	
Equipment at cost, less accumulated depreciation .....		190,013.79	
			22,883,264.34
		\$	24,032,104.73

## LIABILITIES

Current:			
Treasury branch overdraft .....		\$	18,295.40
Treasury branch loan, guaranteed by the Province of Alberta .....			35,680.00
Accounts payable:			
Government of Canada .....	\$	97,981.00	
Sundry creditors .....		32,347.05	
			130,328.05
Treasury branch land improvement loan, guaranteed by the Province of Alberta .....			6,114.47
Suspense (Note 5) .....			43,206.58
Prepaid revenue .....			12,561.08
		\$	246,185.58
Reserves:			
Irrigation works, Statement No. 49 .....	\$	663,144.69	
Cost sharing agreement with the Province of Alberta, Statement No. 50 (Note 6) .....		203,897.33	
Water service commutation .....		40,489.55	
			907,531.57
Surplus:			
Capital surplus, Statement No. 51 .....	\$	22,693,250.55	
Revenue surplus, Statement No. 55 .....		185,137.03	
			22,878,387.58
		\$	24,032,104.73

The accompanying notes are a part of these financial statements.

Edmonton, Alberta, February 23, 1972

I have examined the Balance Sheet of the St. Mary River Irrigation District as at December 31, 1971, and the Statements of Irrigation Works Reserve, Cost Sharing Agreement Reserve, Capital Surplus and Revenue and Expenditure with supporting statements for the year then ended. My examination included a general review of the accounting procedures and such tests of accounting records and other supporting evidence as I considered necessary in the circumstances.

In my opinion, these financial statements present fairly the financial position of the St. Mary River Irrigation District as at December 31, 1971, and the results of its operations for the year then ended, in accordance with generally accepted accounting principles applied on a basis consistent with that of the preceding year.

C. K. HUCKVALE, F.C.A.,  
Provincial Auditor

STATEMENT No. 49

GOVERNMENT OF THE PROVINCE OF ALBERTA  
ST. MARY RIVER IRRIGATION DISTRICT  
STATEMENT OF IRRIGATION WORKS RESERVE  
FOR THE YEAR ENDED DECEMBER 31, 1971

Balance as at December 31, 1970		\$	629,263.01
Add:			
Interest earnings	\$	37,021.75	
Provision for irrigation works		31,115.89	
Transfer from revenue surplus		27,099.24	
Proceeds from sale of irrigation works		21,552.87	
Contributions re new parcels		10,355.30	
			<u>127,145.05</u>
		\$	756,408.06
Deduct:			
Irrigation works provided from reserve funds:			
Additions	\$	15,175.59	
Renewals		27,099.24	
			<u>42,274.83</u>
Transfer to reserve in respect to cost sharing agreement		50,466.85	
Adjustment in respect to previous year's provision for irrigation works		521.69	
			<u>93,263.37</u>
Balance as at December 31, 1971		\$	<u><u>663,144.69</u></u>

STATEMENT No. 50

GOVERNMENT OF THE PROVINCE OF ALBERTA  
ST. MARY RIVER IRRIGATION DISTRICT  
STATEMENT OF COST SHARING AGREEMENT RESERVE  
FOR THE YEAR ENDED DECEMBER 31, 1971

Balance as at December 31, 1970		\$	173,086.19
Add:			
Contributions under cost sharing agreement:			
Province of Alberta	\$	310,010.70	
Transfer from irrigation works reserve		50,466.85	
			<u>360,477.55</u>
		\$	533,563.74
Deduct: Additions to irrigation works			<u>329,666.41</u>
Balance as at December 31, 1971		\$	<u><u>203,897.33</u></u>



STATEMENT No. 51

GOVERNMENT OF THE PROVINCE OF ALBERTA  
ST. MARY RIVER IRRIGATION DISTRICT  
STATEMENT OF CAPITAL SURPLUS  
FOR THE YEAR ENDED DECEMBER 31, 1971

Balance as at December 31, 1970		\$ 22,233,699.36
Add:		
Additions to irrigation works:		
Cost sharing agreement	\$ 329,666.41	
Province of Alberta grants	122,430.27	
Reserve funds	42,274.83	
		<u>494,371.51</u>
		\$ 22,728,070.87
Deduct: Irrigation works written off		<u>34,820.32</u>
Balance as at December 31, 1971		<u>\$ 22,693,250.55</u>

STATEMENT No. 52

GOVERNMENT OF THE PROVINCE OF ALBERTA  
ST. MARY RIVER IRRIGATION DISTRICT  
STATEMENT OF REVENUE AND EXPENDITURE  
FOR THE YEAR ENDED DECEMBER 31, 1971

REVENUE

Water earnings:		
Irrigation rates, net (Note 7)	\$ 613,397.01	
Water supply rentals (Note 7)	88,886.31	
Sale of excess and domestic water	25,684.50	
		<u>\$ 727,967.82</u>
Penalties	21,820.57	
		<u>\$ 749,788.39</u>
Lease revenue		7,700.31
Miscellaneous		956.85
		<u>\$ 758,445.55</u>

EXPENDITURE

Water supply charge, Government of Canada	\$ 97,981.00
Maintenance and operation expense, Statement No. 53	460,124.22
Administration and general expense, Statement No. 54	126,501.28
Provision for irrigation works	31,115.89
Seepage damage	1,000.00
	<u>\$ 716,722.39</u>
Surplus for the year ended December 31, 1971	<u>\$ 41,723.16</u>

STATEMENT No. 53

GOVERNMENT OF THE PROVINCE OF ALBERTA

ST. MARY RIVER IRRIGATION DISTRICT

STATEMENT OF MAINTENANCE AND OPERATION EXPENSE BY UNITS

FOR THE YEAR ENDED DECEMBER 31, 1971

	Main Canal to Horsefly Reservoir	Lethbridge- Coaldale	Main Canal Water Users	Eastern	Total
Salaries and wages	\$ 19,257.43	\$ 66,422.88	\$ 3,764.57	\$163,845.07	\$253,289.95
Equipment rental	45,099.19	12,988.51	1,615.07	21,220.10	80,922.87
Materials and supplies	16,020.37	16,607.60	135.60	16,854.26	49,617.83
Depreciation on equipment	897.37	12,384.02	309.36	20,057.54	33,648.29
Automobiles and trucks	1,199.06	10,256.91	285.20	13,835.83	25,577.00
Power machinery		7,992.81		12,316.59	20,309.40
Weed and willow control	2,099.10	2,982.30		5,997.25	11,078.65
Equipment	39.00	1,515.36		2,284.94	3,839.30
Drainage pumps				3,722.57	3,722.57
Insurance	178.91	532.04		1,899.52	2,610.47
Telephone	256.45	593.25		1,677.35	2,527.05
Water damage		381.28		1,603.68	1,984.96
Easement rental		17.80	26.56	969.20	1,013.56
Miscellaneous	316.84	113.91		412.75	843.50
Buildings, net	808.48	284.55		9,400.58	10,493.61
Rental of equipment		20,073.27		294.30	20,367.57
	\$ 84,555.24	\$112,430.85	\$ 6,136.36	\$257,001.77	\$460,124.22

STATEMENT No. 54

GOVERNMENT OF THE PROVINCE OF ALBERTA

ST. MARY RIVER IRRIGATION DISTRICT

STATEMENT OF ADMINISTRATION AND GENERAL EXPENSE

FOR THE YEAR ENDED DECEMBER 31, 1971

Salaries	\$ 60,566.46
Pension plan contributions	16,460.17
Interest and bank charges	15,404.37
Workmen's Compensation Board assessment and unemployment insurance	5,691.73
Administration building	4,045.59
Board of Directors' fees and expenses	3,550.37
Depreciation on equipment	3,286.95
Travelling, including automobile expense	2,854.53
Staff medical plan	2,442.35
Association fees	2,228.29
Telephone	1,964.65
Stationery, printing and office supplies	1,702.06
Audit fee	1,500.00
Equipment	1,062.85
Engineering	788.61
Legal fees and expenses	766.59
Land titles fees	643.85
Consultant's fees	629.20
Postage	552.15
Advertising	164.28
Miscellaneous	196.23
	\$ 126,501.28

GOVERNMENT OF THE PROVINCE OF ALBERTA  
ST. MARY RIVER IRRIGATION DISTRICT  
ANALYSIS OF REVENUE AND EXPENDITURE BY UNITS  
FOR THE YEAR ENDED DECEMBER 31, 1971

	Main Canal to Horsefly Reservoir	Main Canal Water Users	Lethbridge- Coaldale	Magrath Irrigation District	Raymond Irrigation District	Taber Irrigation District	Eastern	Total
Direct revenue:								
Water rates, rentals and agreements	\$ .....	\$ 52,742.30	\$217,329.95	\$ 4,189.80	\$ 13,341.27	\$ 43,649.70	\$396,705.80	\$727,967.82
Lease revenue	.....	4,123.16	1,896.08	.....	.....	.....	1,681.07	7,700.31
	\$ .....	\$ 56,865.46	\$219,226.03	\$ 4,198.80	\$ 13,341.27	\$ 43,649.70	\$398,386.87	\$735,668.13
Direct expenditure:								
Water supply charge with adjustment for reservoir storage	\$ 11,168.65	\$ 2,013.82	\$ 31,008.83	\$ 4,198.80	\$ 7,866.90	\$ 22,365.78	\$ 41,695.52	\$ 97,981.00
Maintenance and operation	84,555.24	6,136.36	112,430.85	.....	.....	.....	257,001.77	460,124.22
Provision for irrigation works	.....	1,492.78	10,399.94	.....	789.55	2,956.10	31,115.89	31,115.89
Seepage damage	.....	.....	.....	.....	.....	.....	1,000.00	1,000.00
	\$ 73,386.59	\$ 9,642.96	\$153,839.62	\$ 4,198.80	\$ 8,656.45	\$ 25,321.88	\$315,174.81	\$590,221.11
Excess of direct revenue over direct expenditure	\$ 73,386.59	\$ 47,222.50	\$ 65,386.41	\$ .....	\$ 4,684.82	\$ 18,327.82	\$ 83,212.06	\$145,447.02
Indirect expenditures, net, consist of administration expenses less revenue from penalties and miscellaneous	\$ .....	\$ .....	\$ .....	\$ .....	\$ .....	\$ .....	\$ .....	\$ .....
The indirect expenditures have been distributed as follows:								
10% on basis of acre feet of water	17,154.69	199.03	3,064.63	.....	777.49	2,210.43	4,120.81	.....
90% in proportion of maintenance and operation expense	.....	1,244.82	22,810.27	.....	.....	.....	52,141.69	.....
	\$ 17,154.69	\$ 1,443.85	\$ 25,874.90	\$ .....	\$ 777.49	\$ 2,210.43	\$ 56,262.50	\$103,723.86
Net revenue or expenditure	\$ 90,541.28	\$ 45,778.65	\$ 39,511.51	\$ .....	\$ 3,907.33	\$ 16,117.39	\$ 26,949.56	\$ 41,723.16
Main canal net expenditure apportioned in accordance with agreement to be irrigated	90,541.28	2,560.79	28,433.42	.....	5,001.94	19,100.87	35,444.26	.....
Main canal water users net revenue apportioned on basis of acres to be irrigated	.....	43,217.86	19,237.92	.....	.....	.....	23,979.94	.....
Surplus or deficit for the year ended December 31, 1971	\$ .....	\$ .....	\$ 30,316.01	\$ .....	\$ 1,094.16	\$ 2,983.48	\$ 15,485.24	\$ 41,723.16
Cumulative Surplus by Units to December 31, 1971								
Cumulative surplus or deficit as at December 31, 1970	.....	.....	\$128,581.17	\$ .....	\$ 268.10	\$ 3,957.78	\$ 31,994.32	\$156,885.81
Surplus or deficit for the year ended December 31, 1971	.....	.....	30,316.01	.....	1,094.61	2,983.48	15,485.24	41,723.16
Adjustment of water damage claims applicable to previous year	.....	.....	538.54	.....	.....	164.00	7,630.81	8,333.35
Settlement of 1970 surplus/deficit as per agreement	.....	.....	.....	.....	268.10	3,957.78	987.44	3,689.68
Sundry adjustments	.....	.....	584.83	.....	6.50	25.50	.....	1,604.27
Transfer to irrigation works reserve, as per Board of Directors' resolution	.....	.....	27,099.24	.....	.....	.....	.....	27,099.24
Cumulative surplus or deficit as at December 31, 1971	.....	.....	\$132,921.31	\$ .....	\$ 1,088.11	\$ 2,793.98	\$ 56,097.81	\$185,137.03

GOVERNMENT OF THE PROVINCE OF ALBERTA  
ST. MARY RIVER IRRIGATION DISTRICT  
NOTES TO THE FINANCIAL STATEMENTS

DECEMBER 31, 1971

NOTE 1 Inventories of materials and supplies were taken by officials of the District and certified as to quantities and values.

NOTE 2 Reserve funds accounts and agreements receivable represent the following:  
1. The outstanding balances of the \$10.00 per acre, for each new acre to be irrigated, assessed as a contribution to capital assets of the District.  
2. The balances owing on irrigation works sold and special construction for water users.

NOTE 3 Investments of the District are summarized hereunder:

	Particulars	Par Value
Debentures:		
	Government of Canada, direct and guaranteed .....	\$ 40,500.00
	Provincial issues, direct and guaranteed .....	393,000.00
		<u>\$ 433,500.00</u>

NOTE 4 Irrigation works have been valued for Balance Sheet purposes at \$22,693,250.55, being the depreciated value of the system transferred by the Canadian Pacific Railway Company and the Alberta Railway and Irrigation Company less portion abandoned, with subsequent additions and betterments to the system recorded at cost.

NOTE 5 The amount of \$43,206.58 shown in the Balance Sheet as suspense consists of amounts received in regard to future water service commutations and as deposits on proposed sales of irrigation works.

NOTE 6 This reserve represents the unexpended balance of funds provided by the District and the Province of Alberta under a cost sharing agreement entered into for the purpose of rehabilitating irrigation works of the District. Any balance of these monies carried in the Cost Sharing Account on March 1, 1972, are available to complete approved irrigation works projects covered in this agreement or under a further agreement, which agreement shall be entered into thirty days from date of mailing by the Province, failing which the balance of monies contributed by the Province is refundable.

NOTE 7 Irrigation rates and water supply rentals consist of:

Irrigation rates:		
111,856.9	acres at \$3.50 per acre .....	\$ 391,499.15
77,337.041	acres at \$2.30 per acre .....	177,875.24
2,327.97	acres subject to minimum charge per parcel .....	10,944.00
603.824	acres under commuted rates .....	2,189.08
7,657.5	acres at \$4.00 per acre, terminable .....	30,630.00
393	acres at \$2.80 per acre, terminable .....	1,100.40
<u>200,176.235</u>	<u>acres .....</u>	<u>\$ 614,237.87</u>
Less:		
	Reclassification credits .....	840.86
		<u>\$ 613,397.01</u>
Water supply rentals:		
	Taber Irrigation District .....	\$ 43,649.70
	Raymond Irrigation District .....	13,341.27
	Magrath Irrigation District .....	4,198.80
	Miscellaneous .....	27,696.54
		<u>\$ 88,886.31</u>

NOTE 8 The District has commitments, which are not reflected in the Balance Sheet at December 31, 1971, to pay costs in the amount of \$21,638.73 in respect to uncompleted work under contract on cost sharing projects.

GOVERNMENT OF THE PROVINCE OF ALBERTA  
ATTORNEY GENERAL'S DEPARTMENT

STATEMENT OF LEGISLATIVE AND EXECUTIVE APPROPRIATIONS, EXPENDITURES AND UNEXPENDED BALANCES  
FOR THE YEAR ENDED MARCH 31, 1972

Payments for the year ended March 31, 1972	No. of Appn.	Service	APPROPRIATIONS						Over- expended	Remarks	
			Legislative	Executive	Total	Expended	Unexpended				
								INCOME ACCOUNT			
\$	25,230.00	\$	*	340.00	\$	25,570.00	\$	25,579.95	\$	9.95	O/C 316/72
1,556,297.38	1201.	Minister's Office	1,487,630.00	46,500.00	1,621,920.00	1,631,012.80				9,092.80	S.W. 5 & 96/71-72 O/C 316 & 54/72
1,001,948.31	1202.	General Administration	938,810.00	* 87,790.00	1,012,620.00	1,005,755.35	6,864.65				
315,244.00	1203.	Office of the Public Trustee	295,870.00	* 73,810.00	317,920.00	314,731.30	3,188.70				
115,567.04	1204.	Alberta Securities Commission	103,520.00	* 22,050.00	115,370.00	115,457.86				87.86	O/C 541/72
40,635.54	1205.	Debtors' Assistance Board	35,300.00	* 11,850.00	35,300.00	39,122.19				3,822.19	O/C 316/72
426,778.39	1206.	Law Libraries	350,940.00	32,000.00	382,940.00	430,066.65				47,126.65	S.W. 17/71-72 O/C 316 & 541/72
48,480.08	1207.	Incidental Justice	200,970.00		200,970.00	53,016.85	147,953.15				
230,266.57	1208.	Contingencies	234,300.00		244,060.00	254,976.77					
203,925.38	1209.	Companies Branch	197,650.00	* 9,760.00	197,650.00	202,627.74	3,916.31			10,916.77	O/C 316 & 541/72
185,896.10	1210.	Coroners' Inquests and Investigations	182,370.00		193,210.00	189,293.69				4,977.74	O C 541/72
57,792.16	1211.	Insurance Branch	100.00	* 10,840.00	100.00		100.00				
1215.	1212.	Alberta Racing Commission	60,190.00		60,370.00	57,811.43	2,558.57				
1,558,408.82	1213.	Masters in Chambers		* 180.00							
	1216.	Supreme and Districts Courts and Sheriff's Offices	1,489,860.00		1,560,650.00	1,568,792.87				8,142.87	O/C 316/72
847,363.34	1218.	Official Court Reporters	851,140.00	* 70,790.00	856,560.00	843,302.39	13,257.61				
72,727.34	1219.	Judges of the District Court	73,030.00	* 5,420.00	73,030.00	74,740.05				1,710.05	O/C 316/72
1,674,143.27	1220.	Magistrates	1,716,690.00		1,737,180.00	1,674,214.10	62,965.90				
697,498.69	1225.	Agents of the Attorney General	540,965.00	* 20,490.00	585,945.00	706,856.12					
900,000.00	1226.	Public Defence	705,100.00	* 44,980.00	905,100.00	900,000.00	5,100.00				
368,441.29	1227.	Witnesses, Jurors and Interpreters	350,000.00	200,000.00	350,000.00	369,950.98	18,001.54				S.W. 47/71-72 O/C 541/72
708,695.62	1232.	Land Titles Office, Calgary	708,980.00	* 19,190.00	728,170.00	710,168.46				19,950.98	
1,103,623.19	1233.	Land Titles Office, Edmonton	1,041,130.00	* 102,880.00	1,144,010.00	1,105,100.23	38,909.77				
3,711,423.67	1236.	Royal Canadian Mounted Police	6,333,000.00	791,700.00	7,124,700.00	7,075,120.50	49,579.50				
15,071.80	1237.	Inspection Service Branch	12,000.00		12,000.00	3,643.83	8,356.17				
4,277.81	1238.	Police Training	1,647,500.00	* 80,950.00	1,728,250.00	1,711,789.98	16,460.02				
1,709,201.84	1244.	Probation Branch			545,710.00	526,654.36	19,055.64				
524,077.05	1251.	Belmont Rehabilitation Centre	530,320.00	* 15,390.00							



1,260,644.62	1252.	Bowden Correctional Institution	1,284,690.00	* 88,450.00	1,373,140.00	1,269,420.82	103,719.18
1,813,692.38	1253.	Calgary Correctional Institution	1,691,460.00	* 186,710.00	1,878,170.00	1,814,771.60	63,398.40
2,249,252.98	1254.	Fest Saskatchewan Correctional Institution	2,024,900.00	* 208,710.00	2,233,610.00	2,253,575.93	1,884.07
850,886.21	1255.	Lethbridge Correctional Institution	852,640.00	* 54,180.00	906,820.00	854,077.30	52,742.70
896,623.60	1256.	Peace River Correctional Institution	926,760.00	* 41,190.00	967,950.00	903,100.70	64,849.30
48,110.15		Special Warrant 51/71-72 (Training of Correctional Officers)					
\$ 25,241,864.21		TOTAL: Income Account	\$ 26,892,845.00	\$ 2,362,700.00	\$ 29,255,545.00	\$ 28,747,505.29	\$ 508,039.71 (Net)

Apprn. 1237 transferred to Highways and Transport Department under authority of Order-in-Council 590/71.

\*Transferred from Apprn 2713—Salary Contingencies.

Certified correct,

C. K. HUCKVALE, F.C.A.,  
Provincial Auditor

GOVERNMENT OF THE PROVINCE OF ALBERTA  
ATTORNEY GENERAL'S DEPARTMENT  
EXPENDITURE CLASSIFIED BY APPROPRIATIONS AND CHARACTER  
FOR THE YEAR ENDED MARCH 31, 1972  
INCOME ACCOUNT

Service	1201 Minister's Office	1202 General Administration	1203 Office of the Public Trustee	1204 Alberta Securities Commission	1205 Debtors' Assistance Board	1206 Law Libraries	1207 Incidental Justice	1208 Contingencies	1210 Companies Branch	1211 Coroners' Inquests and Investigations	1212 Insurance Branch	1215 Masters in Chambers	1216 Supreme and District Courts and Sheriff's Offices	1218 Official Court Reporters	1219 Judges of the District Court	1220 Magistrates	1225 Agents of the Attorney General	1226 Public Defence	1227 Witnesses, Jurors and Interpreters	1232 Land Titles Office, Calgary	1233 Land Titles Office, Edmonton	1236 Royal Canadian Mounted Police	1238 Police Training	1244 Probation Branch	1251	
Advertising	\$	\$	\$	\$ 199.36	\$	\$	\$	\$	\$	\$	\$	\$	\$	\$	\$	\$	\$	\$	\$	\$	\$	\$	\$	\$	\$	
Automobiles, trucks and mobile equipment, purchase																										
Automobiles, trucks and mobile equipment, expenses																										
Compensation							87,648.01															6,660,049.56				
Contracts and agreements																										
Entertainment expenses								2,286.66																		
Fees and commissions		44,454.44	1,445.00	15,119.43			103,617.38	31,098.10		157,222.26	8,134.00		1,410.78	34,879.40	54,498.96	122,747.50	304,870.64		259,495.48	265.00	539.00	166,633.56	2,125.02	585.36		
Freight, express and cartage		725.85	253.55				154.50	13,702.49		19,260.75			1,367.45	383.52		1,138.97	251.66			246.13	199.25			440.38		
Furnishings, equipment and tools		31,159.36	15,124.02	619.50			290.65		2,388.12		607.81	916.22	20,271.21	18,911.49		9,117.17	3,237.84			1,301.44	4,780.22			13,924.37		
Grants, prizes		58,629.62					220,968.12	306.00										900,000.00								
Hospitalization																						313.00				
Insurance			551.50																							
Materials and supplies, administrative		133,453.66	19,221.51	3,273.37	4,128.49	39,028.54	752.83	1,894.94	18,376.48	2,443.80	8,937.57	443.09	53,422.30	20,134.56	4,939.04	29,753.23	6,064.55			14,484.15	28,190.22	153.85		13,584.37	5	
Materials and supplies, construction																										
Miscellaneous expenses	197.21	96.56	112.79	74.48	110.88	93.65	364.44	130.57	156.92	6.62	87.38	262.75	36.14	3.35	60.75	52.31	10.13		.20					205.71		
Postage		28,112.92	12,733.83	1,479.00	11,569.01			10,316.97			3,985.69		41,420.77		1,394.50	4,398.45	968.00			9,422.52	15,991.59			6,307.93		
Rentals		52,776.92	24,960.36	3,346.91			190.60		5,163.24	10,718.50	1,138.61		59,925.24	48,971.36		4,672.28	4,194.99			21,182.44	27,547.96	99,639.00		13,807.15		
Repair and maintenance of furnishings, equipment and tools																										
Repair and maintenance of office machines		146.34														102.64										
Salaries	23,030.37	7,981.63	6,499.55	906.59	866.70				1,001.71		462.37		9,666.52	16,445.47	479.15	7,040.40	836.62			1,030.70	2,305.54			5,467.22		
Taxes		1,211,813.25	921,464.81	273,043.44	95,557.28				199,035.10		153,029.21	56,589.37	1,347,673.32	678,533.15		1,394,020.02	339,904.24			653,393.63	1,018,343.72			1,501,618.53	44	
Telephone and telegraph	381.87	20,584.32	970.66	5,990.59	661.49				1,358.44	118.71	1,181.44		22,922.43	1,389.62	13,367.65	10,501.69	8,105.51			8,253.31	6,090.65			12,228.86		
Transportation																										
Travelling expenses of other than public servants																										
Travelling expenses of public servants	1,970.50	4,292.45		875.89			8,524.06	1,352.54		12,857.10						10,787.03	14,519.00						814.60	292.16		
Tuition		29,565.59	538.59	7,425.42	928.39		1,562.40	2,245.55	281.78		5,095.63		8,129.53	20,805.12		71,595.05	13,268.61			560.15	712.31		704.21	135,221.35		
Wages		377.00		230.00																					1,129.50	
		6,842.89	1,779.18	655.32	1,635.62		5,983.06		16,893.01		6,533.98		2,547.18	2,845.35		8,287.36	11,024.33			28.79	399.77			6,977.09		
TOTAL: Income Account	\$ 25,579.95	\$ 1,631,012.80	\$ 1,005,755.35	\$ 314,731.30	\$ 115,457.86	\$ 39,122.19	\$ 430,066.65	\$ 53,016.85	\$ 254,976.77	\$ 202,627.74	\$ 189,293.69	\$ 57,811.43	\$ 1,568,792.87	\$ 843,302.39	\$ 74,740.05	\$ 1,674,214.10	\$ 706,856.12	\$ 900,000.00	\$ 369,950.98	\$ 710,168.46	\$ 1,105,100.23	\$ 7,075,120.50	\$ 3,643.83	\$ 1,711,789.98	\$ 526	





GOVERNMENT OF THE PROVINCE OF ALBERTA  
ATTORNEY GENERAL'S DEPARTMENT  
CASH COLLECTED ON INCOME ACCOUNT  
FOR THE YEAR ENDED MARCH 31, 1972

STATEMENT No. 58

	Actual	Estimates	In Excess of Estimates	Less than Estimates
	\$	\$	\$	\$
Authentication of documents .....	1,300.07	1,000.00	300.07	
Central registry:				
Assurance fund .....	62,859.98	65,000.00		2,140.02
Registration fees .....	101,603.77	110,000.00		8,396.23
Clerks of Court Act .....	1,043,285.83	800,000.00	243,285.83	
Collection agencies licensing fees .....	7,265.00	6,000.00	1,265.00	
Commissioners for Oaths Act .....	43,815.00	35,000.00	8,815.00	
Companies branch:				
Alberta companies .....	645,427.42	500,000.00	145,427.42	
Extra provincial companies .....	97,073.55	85,000.00	12,073.55	
Extracts, searches, etc. ....	91,080.99	70,000.00	21,080.99	
Miscellaneous registrations .....	3,592.50	2,500.00	1,092.50	
Confiscated money and sale of confiscated goods .....	2,461.24	1,000.00	1,461.24	
Correctional institutions:				
Belmont rehabilitation centre:				
Farm .....	2,977.30	3,000.00		22.70
Services and supplies to staff .....	2,599.41	2,000.00	599.41	
Bowden institution:				
Farm .....	4,189.20	2,000.00	2,189.20	
Maintenance of prisoners .....		28,000.00		28,000.00
Services and supplies to staff .....	5,631.25	10,000.00		4,368.75
Miscellaneous .....	6,208.26	10,000.00		3,791.74
Calgary correctional institution:				
Maintenance of prisoners .....	2,805.00	5,000.00		2,195.00
Services and supplies to staff .....	3,970.05	2,500.00	1,470.05	
Miscellaneous .....	912.48	2,500.00		1,587.52
Fort Saskatchewan correctional institution:				
Farm .....	2,770.44	10,000.00		7,229.56
Maintenance of prisoners .....	1,880.80	3,000.00		1,119.20
Sale of license plates .....	207,171.30	175,000.00	32,171.30	
Services and supplies to staff .....	2,690.50	5,000.00		2,309.50
Miscellaneous .....	7,526.84	52,000.00		44,473.16
Lethbridge correctional institution:				
Farm .....	9,046.60	28,000.00		18,953.40
Services and supplies to staff .....	1,849.00	1,000.00	849.00	
Miscellaneous .....	397.98	1,000.00		602.02
Peace River correctional institution:				
Farm .....	338.81		338.81	
Maintenance of prisoners .....	21,704.20		21,704.20	
Services and supplies to staff .....	4,755.50	4,000.00	755.50	
Miscellaneous .....	949.85		949.85	
Debtors' Assistance Act .....	194.25	50.00	144.25	
Estreated bail .....	27,092.26	30,000.00		2,907.74
Forfeited appeal costs .....	146.75	150.00		3.25
Insurance branch:				
Agents' license fees .....	83,161.50	85,000.00		1,838.50
Companies' license fees .....	146,173.13	139,000.00	7,173.13	
Real estate agents' license fees .....	23,688.00	22,500.00	1,188.00	
Miscellaneous .....	7,082.59	4,500.00	2,582.59	
Juvenile offenders and probation branch .....	101,280.00	500.00	100,780.00	
Land Titles Act:				
Assurance fund .....	1,154,243.25	825,000.00	329,243.25	
Registration fees, etc. ....	3,336,014.00	2,500,000.00	836,014.00	
Magistrates and Justices Act .....	223,946.62	300,000.00		76,053.38
Miscellaneous .....	53,948.55	11,000.00	42,948.55	
Notaries Public Act .....	1,260.00	2,500.00		1,240.00
Orderly payment of debts .....	14,965.19	13,000.00	1,965.19	
Outstanding cheques .....	1,427.80	500.00	927.80	
Police costs .....	315.85	500.00		184.15
Private Investigators and Security Guards Act .....	19,505.00	10,000.00	9,505.00	
Public Trustee Act:				
Consolidated fund and special reserve fund fees .....	60,000.00	60,000.00		
Fees and earnings .....	794,194.93	510,000.00	284,194.93	
Unclaimed balances of estates .....	91,143.87	20,000.00	71,143.87	
Securities commission .....	140,355.10	170,000.00		29,644.90
Sheriffs' Act .....	180,463.35	150,000.00	30,463.35	
Solicitors' earnings and reimbursements .....	43,122.76	25,000.00	18,122.76	

(Continued on Page 122)



STATEMENT No. 58—Continued  
INCOME ACCOUNT—Continued

	Actual	Estimates	In Excess of Estimates	Less than Estimates
Statute fines:				
Government of Canada .....	1,696,530.18	1,400,000.00	296,530.18	.....
Provincial .....	1,978,150.78	2,000,000.00	.....	21,849.22
Succession Duties Act .....	3,473.35	1,000.00	2,473.35	.....
Unclaimed suitors' money .....	15,652.86	6,000.00	9,652.86	.....
Witness fees .....	7,874.46	8,000.00	.....	125.54
TOTAL: Income Account .....	\$12,595,546.50	\$10,313,700.00	\$2,281,846.50 (Net)	.....

Certified correct,  
C. K. HUCKVALE, F.C.A.,  
Provincial Auditor

STATEMENT No. 59

## GOVERNMENT OF THE PROVINCE OF ALBERTA

EXPENDITURE OF SUPREME AND DISTRICT COURTS AND  
SHERIFF'S OFFICES

FOR THE YEAR ENDED MARCH 31, 1972

	Salaries	Expenses	Total
Calgary	\$ 413,923.76	\$ 35,121.53	\$ 449,045.29
Drumheller	18,636.16	5,907.67	24,543.83
Edmonton	409,841.98	62,465.62	472,307.60
Fort Macleod	23,538.51	5,533.52	29,072.03
Grande Prairie	43,683.39	7,706.66	51,390.05
Hanna	21,612.41	1,955.51	23,567.92
Lethbridge	69,231.52	14,326.90	83,558.42
Medicine Hat	38,421.00	3,445.47	41,866.47
Peace River	42,569.10	9,167.86	51,736.96
Red Deer	66,692.14	13,408.33	80,100.47
Vegreville	42,115.77	4,600.35	46,716.12
Wetaskiwin	44,619.58	7,392.86	52,012.44
Central Registry	112,788.00	36,063.46	148,851.46
General		14,023.81	14,023.81
	<u>\$1,347,673.32</u>	<u>\$ 221,119.55</u>	
Supreme and District Courts and Sheriff's Offices,			
Appropriation 1216			<u>\$1,568,792.87</u>

GOVERNMENT OF THE PROVINCE OF ALBERTA  
PUBLIC TRUSTEE  
BALANCE SHEET AS AT DECEMBER 31, 1971

STATEMENT No. 60

## ASSETS

General Account:			
Cash on hand and in banks .....	\$	1,848.60	
Advances to estates .....		21,458.25	
Interest on advances to estates .....		424.29	
			\$ 23,731.14
Trust Account:			
Estates' and beneficiaries' assets:			
Investments in bonds and debentures:			
Government of Canada, direct and guaranteed .....	\$	9,618,909.80	
Provincial issues, direct and guaranteed .....		18,601,647.56	
Municipal and school districts .....		1,600,056.35	
Miscellaneous securities .....		7,896,460.40	
			\$ 37,717,074.11
Accrued interest .....		372,713.98	
Cash on hand and in banks and treasury branches .....		542,071.05	
Deposit receipts .....		1,775,000.00	
Mortgages, agreements and notes receivable .....		1,808,209.06	
Accounts receivable .....		160,087.67	
Rents receivable .....		13,739.16	
Real estate .....		3,742,477.37	
Miscellaneous assets .....		1,018,107.32	
			47,149,479.72
			<u>\$ 47,173,210.86</u>

## LIABILITIES

General Account:			
Provincial Treasurer:			
Advance .....	\$	23,306.85	
Interest on advances to estates .....		424.29	
			\$ 23,731.14
Trust Account:			
Estates' and beneficiaries' liabilities:			
Advances and interest due to Provincial Treasurer .....	\$	21,882.54	
Accounts payable .....		491,167.62	
Provincial hospitals, maintenance .....		2,287,288.99	
Mortgages, agreements and notes payable .....		277,747.03	
Rents received in advance .....		15,187.76	
			\$ 3,093,273.94
Reserves:			
Reserve for uncollected mortgage interest .....	\$	28,156.53	
Reserve for uncollected rents .....		13,739.16	
Special reserve, Statement No. 61 .....		3,017,816.13	
			\$ 3,059,711.82
Estates' and beneficiaries' capital and revenue, net .....	\$	40,782,033.50	
Undistributed investment earnings, Statement No. 61 .....		214,460.46	
			47,149,479.72
			<u>\$ 47,173,210.86</u>

The accompanying notes are part of these financial statements.

Edmonton, Alberta, May 15, 1972

I have examined the Balance Sheet of the Public Trustee as at December 31, 1971, and the Consolidated Investment Fund Statement of Earnings for the year then ended. My examination included a general review of the accounting procedures and such tests of accounting records and other supporting evidence as I considered necessary in the circumstances.

In my opinion these financial statements present fairly the financial position of the Public Trustee as at December 31, 1971, and the results of operations of the Consolidated Investment Fund for the year then ended, in accordance with generally accepted accounting principles applied on a basis consistent with that of the preceding year.

C. K. HUCKVALE, F.C.A.,  
Provincial Auditor

STATEMENT No. 61

## GOVERNMENT OF THE PROVINCE OF ALBERTA

## PUBLIC TRUSTEE

## CONSOLIDATED INVESTMENT FUND

## STATEMENT OF EARNINGS FOR THE YEAR ENDED DECEMBER 31, 1971

Common Fund:		
Undistributed earnings as at December 31, 1970 .....		\$ 240,624.70
Net earnings:		
Earnings on investments and deposit balances .....	\$ 1,400,456.26	
Less: Miscellaneous expenses .....	23.34	
		<u>1,400,432.92</u>
		\$ 1,641,057.62
Earnings distributed:		
On deposits at 5.5% per annum .....	\$ 1,272,312.24	
Special Reserve Fund, excess earnings .....	154,284.92	
		<u>1,426,597.16</u>
Undistributed earnings as at December 31, 1971 .....		\$ 214,460.46
Special Reserve Fund:		
Balance as at December 31, 1970 .....		\$ 2,774,113.18
Add:		
Earnings on investments and deposit balances .....	\$ 149,418.03	
Excess earnings from Common Fund .....	154,284.92	
		<u>\$ 303,702.95</u>
Less: Payments to Provincial Treasurer toward cost of administration .....	60,000.00	
		<u>243,702.95</u>
Balance as at December 31, 1971 .....		<u>\$ 3,017,816.13</u>

## GOVERNMENT OF THE PROVINCE OF ALBERTA

## PUBLIC TRUSTEE

## NOTES TO THE FINANCIAL STATEMENTS

DECEMBER 31, 1971

Note 1 Estates' and beneficiaries' capital accounts represent the net value of assets under administration. Valuations are based on information available to the Public Trustee, and are subject to realization and adjustment as estates are administered.

Note 2 Accounts payable and mortgages, agreements and notes payable are shown only to the extent of book value of available assets. Amounts due Provincial mental hospitals represent unpaid maintenance charges, which are shown only to the extent of the book value of available assets, and are computed to September 30, 1971.

GOVERNMENT OF THE PROVINCE OF ALBERTA  
ALBERTA RACING COMMISSION  
STATEMENT OF REVENUE AND EXPENDITURE  
FOR THE YEAR ENDED DECEMBER 31, 1971  
(with comparative figures for 1970)

	1971	1970
<b>Revenue:</b>		
Thoroughbred racing:		
Race meeting assessments	\$ 47,310.00	\$ 47,250.00
Personnel licenses	13,775.00	12,961.00
Fines	2,650.00	1,850.00
	<u>\$ 63,735.00</u>	<u>\$ 62,061.00</u>
Harness racing:		
Race meeting assessments	\$ 18,270.00	\$ 14,285.00
Personnel licenses	732.50	821.50
Fines	400.00	
	<u>\$ 19,402.50</u>	<u>\$ 15,106.50</u>
Miscellaneous	\$ 294.78	\$ 264.54
	<u>\$ 83,432.28</u>	<u>\$ 77,432.04</u>
<b>Expenditure:</b>		
Veterinarians' fees and expenses:		
Thoroughbred racing	\$ 15,064.96	\$ 14,986.45
Harness racing	6,150.00	4,890.50
Stewards' fees and expenses	16,544.18	17,737.86
Commissioners' honoraria	11,500.00	11,500.00
Office salaries	8,641.80	7,287.30
Judge's fee and expenses	6,285.20	4,639.80
Travelling	5,262.49	3,759.64
Hearings and appeals	2,157.98	788.86
Tattooing	2,016.99	3,641.74
Printing, stationery and office supplies	1,614.77	2,004.82
Office rent	1,248.00	1,068.00
Insurance	987.62	917.68
Telegraph, telephone and postage	965.08	904.05
Licensee identification equipment and supplies	862.22	1,022.17
Membership fees	760.62	754.75
Canada Pension Plan contributions	420.98	482.39
Legal fees	400.00	300.00
Public Service Pension Plan contributions	264.00	
Miscellaneous	146.34	149.09
	<u>\$ 81,293.23</u>	<u>\$ 76,835.10</u>
Excess of revenue over expenditure	\$ 2,139.05	\$ 596.94
Surplus at beginning of year	\$ 10,596.94	\$ 13,085.14
Deduct: Remitted to Provincial Treasurer	596.94	3,085.14
	<u>\$ 10,000.00</u>	<u>\$ 10,000.00</u>
Add: Excess of revenue over expenditure for the year ended December 31	2,139.05	596.94
Surplus at end of year	<u>\$ 12,139.05</u>	<u>\$ 10,596.94</u>
Represented by:		
Cash in bank	\$ 8,639.05	\$ 10,596.94
Race meeting assessment receivable	3,500.00	
	<u>\$ 12,139.05</u>	<u>\$ 10,596.94</u>



Edmonton, Alberta, January 12, 1972

I have examined the Statement of Revenue and Expenditure of the Alberta Racing Commission for the year ended December 31, 1971. My examination included a general review of the accounting procedures and such tests of accounting records and other supporting evidence as I considered necessary in the circumstances.

In my opinion, this statement presents fairly the results of operations of the Commission for the year ended December 31, 1971, in accordance with generally accepted accounting principles applied on a basis consistent with that of the preceding year.

C. K. HUCKVALE, F.C.A.,  
*Provincial Auditor*

GOVERNMENT OF THE PROVINCE OF ALBERTA  
EDUCATION DEPARTMENT

STATEMENT OF LEGISLATIVE AND EXECUTIVE APPROPRIATIONS, EXPENDITURES AND UNEXPENDED BALANCES  
FOR THE YEAR ENDED MARCH 31, 1972

Payments for the year ended March 31, 1972	No. of Appn.	Service	APPROPRIATIONS						Over- expended	Remarks
			Legislative	Executive	Total	Expended	Unexpended			
			INCOME ACCOUNT							
\$			\$	\$	\$	\$	\$	\$		
39,987.42	1301.	Minister's Office	46,160.00	1,000.00	46,160.00	40,604.40	5,555.60	23,412.71	S.W. 57/71-72 O/C 467/72	
532,545.52	1302.	General Administration	504,860.00		505,860.00	529,272.71				
209,495,551.74	1303.	Grants to Schools	217,509,000.00		217,509,000.00	209,225,721.00	8,283,279.00			
957,480.44	1305.	Text Books and Readers	1,186,660.00		1,186,660.00	955,892.83	230,767.17			
241,425.03	1306.	Miscellaneous Grants	154,250.00		154,250.00	241,425.03		87,175.03	O/C 2064/71	
1,472,578.50	1307.	Colleges								
58,699.17	1308.	Students' Assistance								
7,116,983.55	1309.	Education Personnel	60,800.00		60,800.00	59,221.16	1,578.84			
2,880.00	1310.	Education Personnel - Field	6,925,850.00		6,925,850.00	6,925,832.57	17.43			
597,809.00	1311.	Allowances to Aged Teachers	1,020.00		1,020.00	2,880.00				
321,605.87	1314.	Grants to Private Schools	750,000.00		750,000.00	597,809.00	152,191.00	1,860.00	O/C 1659/71	
137,304.02	1315.	School Administration	322,330.00		322,330.00	322,245.86	84.14			
1,632,783.87	1318.	Students' Loans Interest								
40,661.68	1321.	Supervision of Schools	1,930,420.00		1,930,420.00	1,642,885.31	287,534.69			
95,252.48	1322.	Guidance	57,800.00		57,800.00	41,048.07	16,751.93			
2,357.12	1323.	Registrar	113,890.00		113,890.00	95,262.35	18,627.67			
189,791.42	1324.	Board of Reference and Investigations								
1,641,920.81	1325.	Pupil Personal Services, Branch	1,000.00		1,000.00	2,765.02		1,765.02	O/C 1659/71	
794,041.69	1331.	Correspondence School Branch	218,640.00		218,640.00	192,288.15	26,351.85			
349,411.69	1332.	School for the Deaf	1,634,560.00		1,634,560.00	1,632,934.83	1,625.17			
544,201.31	1341.	Curriculum	835,950.00		835,950.00	792,451.80	43,498.20			
491,520.26	1342.	Audio Visual Services	433,830.00		433,830.00	375,526.15	58,303.85			
177,937.75	1343.	Educational Television	562,630.00		562,630.00	560,481.82	2,148.18			
65,789.05	1344.	Operational Research	523,300.00		523,300.00	521,824.07	1,475.93			
60,798.56	1345.	Examinations	191,980.00		191,980.00	178,151.24	13,828.76			
94,725.52	1351.	Southern Alberta Institute of Technology	837,820.00		837,820.00	642,396.14	195,423.86			
136,809.19	1355.	Northern Alberta Institute of Technology								
5,914.68	1356.	General Administration— Vocational Training								
73,534.76	1362.	Other Vocational Training								
1,761.95	1363.	Alberta Petroleum Industry Training Centre								
16,802.27	1365.	Alberta Vocational Centre, Edmonton								
12,921.40	1367.	Alberta Vocational Centre, Calgary								
132,999.24	1369.	Alberta Vocational Training Centre, Fort McMurray								

22,995.18	1370. Vocational Rehabilitation of Disabled Persons								
458.28	1373. Overseas Project								
\$228,193,557.80	TOTAL: Income Account	\$234,873,150.00	\$	1,000.00	\$234,874,150.00	\$225,635,105.28	\$	9,239,044.72	(Net)

Appns. 1304, 1307, 1308, 1313, 1316, 1355, 1356, 1357, 1358, 1382 and 1384 transferred to Advanced Education Department under authority of Order-in-Council 1617/71.  
 Appn. 1383 transferred to Advanced Education Department under authority of Order-in-Council 1672/71.  
 Appns. 1362, 1363, 1364, 1365, 1367, 1369, 1370, 1373, 1374 and 3175 transferred to Advanced Education Department under authority of Order in-Council 1673/71.

Certified correct,

C. K. HUCKVALE, F.C.A.,  
*Provincial Auditor*



GOVERNMENT OF THE PROVINCE OF ALBERTA  
EDUCATION DEPARTMENT  
EXPENDITURE CLASSIFIED BY APPROPRIATIONS AND CHARACTER  
FOR THE YEAR ENDED MARCH 31, 1972  
INCOME ACCOUNT

Service	1301 Minister's Office	1302 General Administration	1303 Grants to Schools	1305 Text Books and Readers	1306 Miscellaneous Grants	1309 Education of Servicemen's Children	1310 Teachers' Pension Fund	1311 Allowances to Aged Teachers	1314 Grants to Private Schools	1315 School Administration	1321 Supervision of Schools	1322 Guidance	1323 Registrar	1324 Board of Reference and Special Investigations	1325 Pupil Personal Services Branch	1331 Correspondence School Branch	1332 School for the Deaf	1341 Curriculum	1342 Audio Visual Services	1343 Educational Television	1344 Operational Research	1345 Communications	1351 Examinations	Totals
Advertising .....	\$	\$ 395.64	\$	\$	\$	\$	\$	\$	\$	\$	\$	\$	\$	\$	\$	\$	\$	\$	\$	\$	\$	\$	\$	\$ 395.64
Automobiles, trucks and mobile equipment, purchase .....	4,175.76															2,928.00								7,103.76
Automobiles, trucks and mobile equipment, expenses .....																	1,370.31							2,151.38
Canada Pension Plan— employer's contribution .....							2,085,192.10																	2,085,192.10
Entertainment expenses .....		3,004.74									105.08													3,109.82
Fees and commissions .....		10,938.75	2,500.00							1,422.17	6,910.62	601.00		2,350.00	1,353.31	831.18	5,451.30	52,159.59	102,417.51	2,450.00		3,117.25	85,366.56	277,869.24
Freight, express and cartage .....		3,127.12		162.03							15,937.82	1,882.00			502.69	236.53		2,285.40			545.69			6,178.90
Furnishings, equipment and tools .....	1,085.52	15,108.71								943.40	19,503.66	491.22	2,520.10		2,118.06	19,423.44	3,910.79	534.30	53,792.20		365.28	396.70	2,214.00	122,407.38
Grants, prizes .....		621.98	209,218,221.00	947,595.52	241,425.03	58,486.50	4,840,640.47	2,880.00	597,809.00		3,250.00				2,000.00				476,542.00				166,592	216,389,638.09
Insurance .....																	126.00		215.58					341.58
Maintenance in homes and schools .....															73,585.80		2,228.00							75,813.80
Materials and supplies, administrative .....	1,087.88	43,197.41		8,135.28		247.56				2,655.66	39,777.10	1,678.61	3,902.78	7,873.78		95,809.70	59,036.39	93,534.26	169,178.44		4,180.13	5,457.78	118,271.25	654,024.11
Materials and supplies, construction .....																								1,365.25
Miscellaneous expenses .....	11.00	142.71				87.00				74.15	151.46	68.25	34.88		84.89	185.55	134.22	139.48	91.48	63.60	298.67	112.24	18.500	1,698.08
Postage .....		11,993.46				400.00				1,113.51	7,412.82	1,296.41	4,116.94		1,051.05	52,858.47	681.79	2,559.98	27,065.84	304.21	1,796.91	32,115.34	144,766.63	
Rentals .....	244.98	26,632.65									5,540.22					4,652.50	470.91			40,841.69	21,569.53	3,664.52	26,994.288	131,141.93
Repair and maintenance of furnishings, equipment and tools .....		155.11																						5,531.56
Repair and maintenance of office machines .....	236.03	5,063.85								845.27	2,315.90	127.91	669.47		427.30	4,170.51	624.65	867.75	673.05		346.91	217.69	2,008.00	19,094.29
Salaries .....	30,155.65	381,719.95								283,462.70	1,389,410.07	27,749.82	81,624.90		80,209.91	1,451,712.59	673,684.14	154,188.74	174,146.25	138,242.17	35,489.54	215,141.78	5,116,938.16	
Telephone and telegraph .....	2,378.72	3,647.60								3,258.02	9,879.98	345.67	259.06		872.84	145.80	669.68	1,579.80	1,670.82		2,646.09		2,615.311	29,969.39
Transportation .....															3,033.50		6,598.25							9,631.75
Travelling expenses of other than public servants .....		4,664.94	5,000.00								3,507.59	1,840.69	1,043.60	415.02	6,805.28		538.80	46,290.42	3,365.66	1,158.42		143.35	26,514.33	101,288.10
Travelling expenses of public servants .....	1,228.86	6,015.27								28,115.27	126,056.03	4,443.18	514.45		10,281.17	2,599.10	2,854.48	18,153.55	6,198.70	464.15	2,217.29	2,360.47	8,507.20	220,009.67
Tuition .....																	145.73	150.00					120.900	416.63
Unemployment insurance, government portion .....																								555.61
Wages .....		12,842.82								355.71	12,526.96	523.31	576.25		2,088.57	1,888.23	32,479.65	2,819.37	11,597.39		10,395.57	773.25	114,826.07	203,793.15
TOTAL: Income Account .....	\$ 40,604.40	\$ 529,272.71	\$ 209,225,721.00	\$ 955,892.83	\$ 241,425.03	\$ 59,221.16	\$ 6,925,832.57	\$ 2,880.00	\$ 597,809.00	\$ 322,245.86	\$ 1,642,885.31	\$ 41,048.07	\$ 95,252.33	\$ 2,765.02	\$ 192,288.15	\$ 1,632,934.83	\$ 792,451.80	\$ 375,526.15	\$ 560,481.82	\$ 521,824.07	\$ 178,161.24	\$ 56,175.79	\$ 642,396.14	\$ 225,635,105.28





STATEMENT No. 65

## GOVERNMENT OF THE PROVINCE OF ALBERTA

## EDUCATION DEPARTMENT

## CASH COLLECTED ON INCOME ACCOUNT

FOR THE YEAR ENDED MARCH 31, 1972

	Actual	Estimates	In Excess of Estimates	Less than Estimates
Appeal fees .....	\$ 7,461.45	\$ 6,250.00	\$ 1,211.45	\$ .....
Audio-visual education .....	19,691.45	30,000.00	.....	10,308.55
Caution fees .....	565.20	.....	565.20	.....
Examination fees .....	108,801.47	120,000.00	.....	11,198.53
Government of Canada re:				
Bilingualism .....	52,008.96	.....	52,008.96	.....
Construction grants .....	109,857.59	.....	109,857.59	.....
Instruction in citizenship .....	5,594.00	1,500.00	4,094.00	.....
School for the deaf .....	3,451.18	2,000.00	1,451.18	.....
Text books and readers .....	5,364.67	4,000.00	1,364.67	.....
High school correspondence course fees .....	292,225.19	362,000.00	.....	69,774.81
Miscellaneous .....	8,235.07	10,000.00	.....	1,764.93
Reimbursement of salaries .....	10.00	.....	10.00	.....
Sale of publications .....	17,350.22	15,000.00	2,350.22	.....
School for the Deaf:				
Miscellaneous charges to students .....	59,961.08	.....	59,961.08	.....
Services and supplies to staff .....	6,820.84	50,480.00	.....	43,659.16
Teachers' certificates .....	4,365.77	10,000.00	.....	5,634.23
Tool and key deposits .....	3,511.09	.....	3,511.09	.....
Transcripts .....	25,437.09	39,000.00	.....	13,562.91
<b>TOTAL: Income Account .....</b>	<b>\$ 730,712.32</b>	<b>\$ 650,230.00</b>	<b>\$ 80,482.32</b>	<b>(Net)</b>

Certified correct,

C. K. HUCKVALE, F.C.A.,  
Provincial Auditor

GOVERNMENT OF THE PROVINCE OF ALBERTA  
SCHOOL BOOK BRANCH  
BALANCE SHEET AS AT MARCH 31, 1972

ASSETS			
Cash in bank .....		\$	2,753.70
Accounts receivable .....	\$ 114,961.02		
Less: Allowance for doubtful accounts .....	616.12		
			114,344.90
Stock on hand, at cost .....	\$ 1,467,115.16		
Less: Allowance for obsolescence (Note 1) .....	108,526.62		
			1,358,588.54
Prepaid expenses .....			5,741.33
Vehicles and equipment, at cost less accumulated depreciation .....			20,774.23
Deficit:			
Surplus as at March 31, 1971 .....	\$ 18,861.99		
Deduct: Remitted to Provincial Treasurer .....	18,861.99		
	\$		
Net loss for the year ended March 31, 1972 .....	27,725.42		
			27,725.42
			<u>\$ 1,529,928.12</u>
LIABILITIES			
Accounts payable .....		\$	34,933.25
Provincial Treasurer's advance .....			1,494,994.87
			<u>\$ 1,529,928.12</u>

The accompanying notes are part of these financial statements.

Edmonton, Alberta, July 7, 1972

I have examined the Balance Sheet of the Department of Education, School Book Branch as at March 31, 1972, and the Statement of Operations for the year then ended. My examination included a general review of the accounting procedures and such tests of accounting records and other supporting evidence as I considered necessary in the circumstances.

In my opinion these financial statements present fairly the financial position of the Branch as at March 31, 1972, and the results of its operations for the year then ended, in accordance with generally accepted accounting principles applied on a basis consistent with that of the preceding year.

C. K. HUCKVALE, F.C.A.,  
Provincial Auditor

STATEMENT No. 67

## GOVERNMENT OF THE PROVINCE OF ALBERTA

## SCHOOL BOOK BRANCH

## STATEMENT OF OPERATIONS

FOR THE YEAR ENDED MARCH 31, 1972

Sales (Note 2) .....		\$ 4,158,203.84
Deduct: Cost of goods sold:		
Inventory March 31, 1971 .....	\$ 1,777,850.94	
Purchases .....	3,308,671.24	
Freight, express and cartage on purchases .....	55,042.85	
Duty and brokerage .....	1,705.02	
	<u>\$ 5,143,270.05</u>	
Less: Cost of obsolete stock written off against allowance .....	5,657.83	
	<u>\$ 5,137,612.22</u>	
Less: Inventory March 31, 1972 .....	1,467,115.16	
		<u>3,670,497.06</u>
Gross profit .....		\$ 487,706.78
Expenses:		
Salaries and wages .....	\$ 333,803.41	
Interest on advance .....	76,185.81	
Provision for obsolete stock .....	32,500.00	
Printing, office and warehouse supplies .....	24,068.09	
Freight, express and cartage on sales .....	23,423.39	
Postage .....	15,084.80	
Insurance .....	3,153.49	
Rent .....	2,500.00	
Depreciation on vehicles and equipment .....	2,297.49	
Travelling .....	834.89	
Vehicles .....	667.69	
Telephone and telegraph .....	445.93	
Provision for doubtful accounts .....	380.00	
Miscellaneous .....	153.32	
		<u>515,498.31</u>
		\$ 27,791.53
Add: Miscellaneous income .....		66.11
Net loss for the year ended March 31, 1972 .....		<u>\$ 27,725.42</u>

GOVERNMENT OF THE PROVINCE OF ALBERTA  
SCHOOL BOOK BRANCH  
NOTES TO THE FINANCIAL STATEMENTS

MARCH 31, 1972

- NOTE 1 The allowance for obsolescence is based on an estimate made by the Manager of the Branch.
- NOTE 2 Sales include \$499,453.08 contributed by the Province of Alberta in respect to an additional discount allowed to divisions, districts, counties and approved private schools under the text book rental plan in accordance with Order-in-Council 935/57 (as amended).
- NOTE 3 Outstanding commitments for the purchase of books amounting to \$1,477,017.74 as at March 31, 1972, are not reflected in the Balance Sheet.



STATEMENT No. 68

GOVERNMENT OF THE PROVINCE OF ALBERTA  
SCHOOL FOUNDATION PROGRAM FUND  
STATEMENT OF OPERATIONS  
FOR THE YEAR ENDED MARCH 31, 1972

Balance as at March 31, 1971 .....		\$ 4,834,459.65
Add: Revenue:		
Contributions from municipalities on basis of 30 mills on equalized assessment .....	\$102,553,698.00	
Contribution from Government of Alberta .....	201,200,000.00	
Interest earnings .....	125,506.53	
		<u>303,879,204.53</u>
		\$308,713,644.18
Deduct: Expenditure:		
Grants to school authorities, net:		
In respect of 1968/69 year .....	\$ 23,110.00	
In respect of 1969/70 year .....	45,863.00	
In respect of 1970/71 year .....	17,502.00	
In respect of 1971/72 year .....	304,184,282.38	
	<u>\$304,132,811.38</u>	
Refunds to municipalities of prior years' contribution overpayments .....	76,569.00	
		<u>304,209,380.38</u>
*Balance as at March 31, 1972 .....		<u>\$ 4,504,263.80</u>
*The Fund as at March 31, 1972, is comprised of:		
Cash in bank .....	\$ 777,465.72	
Short term deposits .....	3,200,000.00	
Assessments and accounts receivable .....	476,107.16	
Prepaid grants .....	30,933.00	
Interest receivable .....	19,757.92	
	<u>\$ 4,504,263.80</u>	

Edmonton, Alberta, May 11, 1972

I have audited the books and records of the School Foundation Program Fund for the year ended March 31, 1972, and the foregoing Statement of Operations has been correctly prepared therefrom.

In my opinion the above statement presents fairly the results of operations for the year ended March 31, 1972.

C. K. HUCKVALE, F.C.A.,  
Provincial Auditor

GOVERNMENT OF THE PROVINCE OF ALBERTA  
EXECUTIVE COUNCIL

STATEMENT OF LEGISLATIVE AND EXECUTIVE APPROPRIATIONS, EXPENDITURES AND UNEXPENDED BALANCES  
FOR THE YEAR ENDED MARCH 31, 1972

APPROPRIATIONS									
Payments for the year ended March 31, 1972	No. of Apprn.	Service	Legislative	Executive	Total	Expended	Unexpended	Over-expended	Remarks
INCOME ACCOUNT									
\$ 157,514.44	1401.	Premier's Office	\$ 161,928.00	\$ 5,000.00	\$ 166,928.00	\$ 159,779.35	\$ 7,148.65	\$ 42,177.94	S.W. 41/71-72
232,111.63	1402.	Executive Council Office	157,295.00	* 36,000.00	193,295.00	235,472.94	.....	.....	O/C 317/72
19,418.54	1403.	Lieutenant Governor's Office	16,919.00	*	17,469.00	17,412.69	56.31	.....	.....
1,095,491.20	1404.	The Election Act	12,075.00	1,600,000.00	1,612,075.00	1,095,794.75	516,280.25	.....	S.W. 21/71-72
982.25	1405.	Provincial Office, Ottawa	.....	.....	.....	.....	.....	.....	.....
150,000.00	1406.	Task Force on Urbanization and the Future	150,000.00	.....	150,000.00	150,000.00	.....	.....	.....
2,105,200.00	1407.	Oil and Gas Conservation Board	1,800,000.00	305,200.00	2,105,200.00	2,105,200.00	.....	.....	S.W. 95/71-72
17,430.00	1408.	Abandonment of Well Properties	50,000.00	100,000.00	150,000.00	150,000.00	.....	.....	S.W. 30/71-72
9,447.58	1409.	The Northern Alberta Development Council	32,720.00	.....	32,720.00	12,260.22	20,459.78	.....	.....
27,986.34	1410.	Women's Cultural and Information Bureau	26,100.00	.....	27,300.00	27,263.71	36.29	.....	.....
769,070.47	1420.	Personnel Administration Office	976,971.00	* 1,200.00	978,171.00	772,863.15	204,107.85	.....	.....
8,419,245.07	1421.	The Public Service Pension Act	7,530,000.00	890,000.00	8,420,000.00	8,419,509.67	490.33	.....	S.W. 79/71-72
4,300.00	1422.	Retiring Gratuity, Civil Servants	5,000.00	2,250.00	7,250.00	4,300.00	2,950.00	.....	S.W. 74/71-72
200,100.25	1423.	Members of the Legislative Assembly Pension Act	.....	160,000.00	160,000.00	200,100.25	36,399.45	.....	S.W. 49/71-72
3,303,954.01	1424.	Local Authorities Pension Act	2,900,000.00	355,000.00	3,255,000.00	3,303,689.41	.....	48,689.41	S.W. 78/71-72
348,690.15	1425.	Public Service Pension Board	342,640.00	.....	342,640.00	340,852.48	1,787.52	.....	O/C 461/72
101,161.59	1430.	Research Council of Alberta	178,440.00	.....	178,440.00	168,461.49	9,978.51	.....	.....
169,598.96	1443.	Ministerial Assistants	232,324.00	30,000.00	262,324.00	261,843.26	480.74	.....	S.W. 73/71-72
273,833.25	1445.	Environment Conservation Authority	.....	.....	.....	.....	.....	.....	.....
\$ 17,538,106.03			\$ 14,648,912.00	\$ 3,485,200.00	\$ 18,134,112.00	\$ 17,424,803.67	\$ 709,308.33 (Net)	.....	.....
CAPITAL ACCOUNT									
\$ 833,080.69	1460.	Human Resources:	\$ 700,000.00	.....	\$ 700,000.00	\$ 769,530.57	.....	\$ 69,530.57	O/C 492/72
156,117.68	1461.	Human Resources Research Council	131,900.00	.....	131,900.00	146,622.50	.....	14,722.50	O/C 386/72
36,760.27	1462.	Human Resources Development Authority	41,184.00	.....	42,584.00	35,772.16	6,811.84	.....	.....
658,722.96	1463.	Alberta Advisory Council	.....	* 1,400.00	633,249.00	672,080.29	124,891.22	38,831.29	O/C 1906/71
3,365,315.08	1464.	Community Development Branch	633,249.00	1,454,000.00	2,087,249.00	2,087,249.00	.....	.....	S.W. 55/71-72
		Lesser Slave Lake Projects	2,000,000.00	1,454,000.00	3,454,000.00	3,329,108.78	124,891.22	.....	.....

1,373,532.46	1465. Human Resources Development Projects	2,507,560.00	.....	2,507,560.00	1,475,536.44	1,032,023.56
100,000.00	Special Warrant 9/71-72 (Grant to Haco Manufacturing Ltd.)	.....	100,000.00	100,000.00	100,000.00	.....
\$ 6,523,529.14	TOTAL: Human Resources	\$ 6,013,893.00	\$ 1,555,400.00	\$ 7,569,293.00	\$ 6,528,650.74	\$ 1,040,642.26 (Net)
\$ 24,061,635.17	TOTAL: Income Account	\$ 20,662,805.00	\$ 5,040,600.00	\$ 25,703,405.00	\$ 23,953,454.41	\$ 1,749,950.59 (Net)
CAPITAL ACCOUNT						
\$ 43,960.71	1481. Northern Alberta Development Council	\$ 202,000.00	.....	202,000.00	67,543.62	134,456.38
64,952.48	1482. Native Projects	4,000,000.00	.....	4,000,000.00	2,947,881.78	1,052,118.22
2,574,769.86	1483. Lesser Slave Lake Projects	.....	.....	.....	.....	.....
7,512.31	1485. Lesser Slave Lake Development	.....	.....	.....	.....	.....
\$ 2,691,195.36	TOTAL: Capital Account	\$ 4,202,000.00	.....	\$ 4,202,000.00	\$ 3,015,425.40	\$ 1,186,574.60

Apprn. 1405 transferred to Federal and Intergovernment Affairs Department under authority of Order-in-Council 1627/71.

Apprn. 1411 transferred to Health and Social Development Department under authority of Order-in-Council 1709/71.

Apprn. 1430 transferred to Industry and Tourism Department under authority of Order-in-Council 1743/71.


\*Transferred from Apprn. 2713—Salary Contingencies.

Certified correct,

C. K. HUCKVALE, F.C.A.,  
Provincial Auditor



Service	1401 Premier's Office	1402 Executive Council Office	1403 Lieutenant Governor's Office	1404 The Election Act	1406 Task Force on Urbanization and the Future	1407 Oil and Gas Conservation Board	1408 Abandonment of Well Possessors
Advertising .....	\$ .....	\$ .....	\$ .....	\$ 50,329.35	\$ .....	\$ .....	\$ .....
Automobiles, trucks and mobile equipment, purchase .....	4,453.39	.....	.....	.....	.....	.....	.....
Automobiles, trucks and mobile equipment, expenses .....	.....	.....	3,025.79	.....	.....	.....	.....
Contracts and agreements .....	.....	.....	.....	.....	.....	.....	.....
Entertainment expenses .....	819.61	4,086.56	900.00	.....	.....	.....	.....
Fees and commissions .....	47,411.46	9,468.98	2,400.00	716,344.69	.....	.....	.....
Freight, express and cartage .....	630.91	3,271.55	.....	5,579.80	.....	.....	.....
Furnishings, equipment and tools .....	1,523.08	558.53	.....	.....	.....	.....	.....
Grants, prizes .....	.....	.....	.....	.....	.....	.....	.....
Insurance .....	.....	.....	.....	.....	.....	.....	.....
Maintenance in homes and schools .....	.....	.....	.....	.....	.....	.....	.....
Materials and supplies, administrative .....	22,536.07	5,651.83	.....	69,475.31	.....	.....	.....
Materials and supplies, construction .....	.....	.....	.....	731.00	.....	.....	.....
Miscellaneous expenses .....	380.62	166.35	53.88	2,209.87	.....	.....	.....
Pensions, etc. ....	.....	.....	.....	.....	.....	.....	.....
Postage .....	2,505.51	211.55	480.70	1,108.34	.....	.....	.....
Rentals .....	3,067.58	21,853.24	.....	149,212.36	.....	.....	.....
Repair and maintenance of furnishings, equipment and tools .....	.....	.....	.....	.....	.....	.....	.....
Repair and maintenance of office machines .....	631.58	280.14	.....	.....	.....	.....	.....
Salaries .....	48,751.11	94,652.40	8,389.55	.....	.....	.....	.....
Special services .....	.....	.....	.....	.....	150,000.00	2,105,200.00	150.0
Telephone and telegraph .....	9,482.20	6,568.23	853.21	7,496.73	.....	.....	.....
Transportation .....	.....	.....	.....	.....	.....	.....	.....
Travelling expenses of other than public servants .....	3,673.03	5,177.20	750.00	43,879.20	.....	.....	.....
Travelling expenses of public servants .....	3,268.02	80,282.99	.....	10.00	.....	.....	.....
Tuition .....	.....	.....	.....	.....	.....	.....	.....
Unemployment insurance, government portion .....	.....	.....	.....	.....	.....	.....	.....
Utilities .....	.....	.....	.....	384.90	.....	.....	.....
Wages .....	10,645.18	3,243.39	559.56	49,033.20	.....	.....	.....
<b>TOTAL: Income Account .....</b>	<b>\$ 159,779.35</b>	<b>\$ 235,472.94</b>	<b>\$ 17,412.69</b>	<b>\$ 1,095,794.75</b>	<b>\$ 150,000.00</b>	<b>\$ 2,105,200.00</b>	<b>\$ 150.0</b>





## STATEMENT No. 70—Continued

## CAPITAL ACCOUNT

Service	1482 Native Projects	1483 Lesser Slave Lake Projects	Totals
Advertising .....	\$ .....	\$ 3,415.35	\$ 3,415.35
Automobiles, trucks and mobile equipment, purchase .....	.....	25,343.71	25,343.71
Automobiles, trucks and mobile equipment, expenses .....	2,053.18	6,612.06	8,665.24
Buildings and sites .....	.....	92,319.86	92,319.86
Contracts and agreements .....	53,153.40	1,749,777.60	1,802,931.00
Easements and right of way .....	.....	18,633.96	18,633.96
Fees and commissions .....	.....	45,645.88	45,645.88
Freight, express and cartage .....	.....	6,378.92	6,378.92
Furnishings, equipment and tools .....	.....	30,320.33	30,320.33
Land .....	.....	19,000.00	19,000.00
Materials and supplies, administrative .....	349.96	91,921.05	92,271.01
Materials and supplies, construction .....	7,371.61	259,535.00	266,906.61
Miscellaneous expenses .....	51.10	199.87	250.97
Postage .....	.....	240.84	240.84
Rentals .....	.....	351,132.79	351,132.79
Repair and maintenance of furnishings, equipment and tools ..	.....	1,273.76	1,273.76
Telephone and telegraph .....	.....	2,586.54	2,586.54
Travelling expenses of other than public servants .....	.....	47,568.82	47,568.82
Travelling expenses of public servants .....	.....	1,231.66	1,231.66
Unemployment insurance, government portion .....	.....	1,293.98	1,293.98
Utilities .....	.....	1,812.92	1,812.92
Wages .....	4,564.37	191,636.88	196,201.25
<b>TOTAL: Capital Account .....</b>	<b>\$ 67,543.62</b>	<b>\$ 2,947,881.78</b>	<b>\$ 3,015,425.40</b>

## GOVERNMENT OF THE PROVINCE OF ALBERTA

## EXECUTIVE COUNCIL

## CASH COLLECTED ON INCOME AND CAPITAL ACCOUNTS

FOR THE YEAR ENDED MARCH 31, 1972

## INCOME ACCOUNT

	Actual	Estimates	In Excess of Estimates	Less than Estimates
Community development program:				
Government of Canada .....	\$ 102,176.78	\$ .....	\$ 102,176.78	\$ .....
Other .....	5,200.20	.....	5,200.20	.....
Forfeited election deposits .....	8,000.80	.....	8,000.80	.....
Government of Canada:				
Human resources development projects .....		1,575,000.00	.....	1,575,000.00
Lesser Slave Lake projects .....	718,733.63	1,000,000.00	.....	281,266.37
Human Resources Development Authority, miscellaneous .....	125.00	.....	125.00	.....
Human Resources Research Council, miscellaneous .....	29,894.48	.....	29,894.48	.....
Local Authorities Pension Act .....	12,844,008.96	9,700,000.00	3,144,008.96	.....
M.L.A. Pension Act .....	66,474.71	60,000.00	6,474.71	.....
Miscellaneous .....	42.47	.....	42.47	.....
Personnel administration office, miscellaneous .....	534.14	.....	534.14	.....
Public Service Pension Act .....	11,542,157.85	10,000,000.00	1,542,157.85	.....
Public Service Pension Act, miscellaneous .....	1,668.45	.....	1,668.45	.....
TOTAL: Income Account .....	\$25,319,017.47	\$22,335,000.00	\$2,984,017.47	(Net)

## CAPITAL ACCOUNT

Lesser Slave Lake projects .....	\$ 222,618.12	\$ 2,000,000.00	\$ .....	\$1,777,381.88
Native projects .....	.....	105,500.00	.....	105,500.00
TOTAL: Capital Account .....	\$ 222,618.12	\$ 2,105,500.00	\$ .....	\$1,882,881.88
				(Net)

Certified correct,

C. K. HUCKVALE, F.C.A.,  
Provincial Auditor



GOVERNMENT OF THE PROVINCE OF ALBERTA  
EXPENDITURE UNDER THE ELECTION ACT  
EXPENDITURE INCURRED OUTSIDE OF THE OFFICE OF THE CLERK OF  
THE EXECUTIVE COUNCIL AND CERTIFIED BY RETURNING OFFICERS  
FOR THE YEAR ENDED MARCH 31, 1972

Constituency	Returning Officers	Deputy Returning Officers	Poll Clerks	Election Clerks	Enumerators	Constables, Interpreters and Messengers	Rent	Travelling Expenses	*Miscellaneous	Total
Atabasca	\$ 876.90	\$ 2,250.00	\$ 1,800.00	\$ 884.60	\$ 6,026.86	\$ 70.00	\$ 2,275.00	\$ 3,061.16	\$ 1,507.47	\$ 18,751.99
Banff-Cochrane	918.57	1,200.00	960.00	562.38	4,033.78	20.00	1,240.00	466.44	587.81	9,988.98
Barrhead	837.42	1,650.00	1,300.00	508.28	4,709.25	.....	1,646.85	721.49	668.35	12,041.64
Bonnyville	877.02	1,175.00	920.00	534.68	3,604.04	.....	1,160.00	393.24	1,292.54	9,956.52
Bow Valley	811.17	1,425.00	1,400.00	490.78	3,295.14	30.00	1,365.00	809.96	904.57	10,241.62
Calgary Bor.	940.52	1,850.00	1,340.00	605.59	6,653.20	.....	1,975.00	2,872.14	2,872.14	16,266.25
Calgary Buffalo	869.58	2,225.00	1,780.00	589.58	5,181.00	.....	2,175.00	2,772.37	2,772.37	16,115.32
Calgary Centre	869.58	2,225.00	1,780.00	589.58	5,181.00	.....	2,175.00	2,772.37	2,772.37	16,115.32
Calgary East	869.58	2,225.00	1,780.00	589.58	5,181.00	.....	2,175.00	2,772.37	2,772.37	16,115.32
Calgary Elbow	961.88	2,125.00	1,720.00	621.41	6,121.80	.....	1,704.50	1,592.01	2,655.09	16,004.38
Calgary Fairview	892.12	1,925.00	1,560.00	669.09	5,576.60	10.00	2,199.41	134.71	2,675.53	15,542.46
Calgary Footfalls	972.48	1,875.00	1,320.00	629.36	7,016.80	20.00	2,155.00	80.67	2,335.81	16,605.12
Calgary Glenmore	957.46	2,000.00	1,600.00	618.09	7,496.60	8.00	2,343.00	115.27	3,226.60	18,365.02
Calgary McKnight	955.12	2,075.00	1,660.00	616.34	6,911.20	120.00	2,390.00	48.10	2,664.19	17,439.95
Calgary McCall	946.18	2,125.00	1,700.00	609.62	7,171.22	20.00	2,315.00	112.63	4,920.16	20,119.81
Calgary Milliken	803.62	2,075.00	1,640.00	639.52	6,895.30	.....	2,475.00	136.04	2,636.45	17,695.66
Calgary Mountview	921.82	1,900.00	1,580.00	609.58	6,895.30	.....	2,299.00	34.34	3,061.60	17,439.81
Calgary North Hill	921.82	1,900.00	1,580.00	609.58	6,895.30	.....	2,299.00	34.34	3,061.60	17,439.81
Calgary West	926.96	1,725.00	1,380.00	602.72	5,384.40	70.00	2,225.00	80.68	2,472.01	14,796.27
Camrose	973.80	1,825.00	1,460.00	599.20	5,458.58	.....	1,810.00	666.14	1,511.76	14,304.48
Cardston	869.25	1,175.00	940.00	529.50	3,259.66	.....	1,110.00	437.41	437.41	8,724.13
Clover Bar	932.94	1,850.00	1,480.00	571.96	5,271.12	70.00	2,035.00	808.50	1,313.71	14,333.23
Cypress	775.80	1,350.00	1,080.00	467.20	3,637.58	20.00	2,305.00	990.73	1,578.97	11,205.28
Drayton Valley	817.05	1,175.00	940.00	494.70	3,334.34	.....	1,105.00	612.33	850.42	9,528.84
Drumheller	889.00	2,000.00	1,620.00	570.90	5,250.86	.....	2,095.00	844.72	2,821.51	14,413.82
Edmonton Ainsmore	934.98	1,950.00	1,560.00	601.23	5,181.00	63.80	1,975.00	248.42	2,583.29	14,571.02
Edmonton Bowley	911.82	1,775.00	1,440.00	583.86	5,342.20	60.00	2,175.00	439.41	2,072.60	14,739.89
Edmonton Calder	912.50	1,725.00	1,440.00	584.38	5,342.20	40.00	1,920.00	79.78	3,164.47	13,880.53
Edmonton Centre	1,743.12	2,225.00	1,740.00	810.92	4,734.80	505.00	2,947.00	582.88	7,398.25	22,276.97
Edmonton Glenora	921.54	1,725.00	1,380.00	591.15	7,042.60	300.00	1,800.00	135.71	4,082.29	17,978.29
Edmonton Gold Bar	888.02	1,400.00	1,080.00	566.02	5,309.90	10.00	1,800.00	98.02	2,162.04	13,344.00
Edmonton Highlands	833.90	1,475.00	1,180.00	525.43	4,990.80	80.00	1,740.00	139.12	2,369.10	13,343.52
Edmonton Jasper Place	911.98	1,825.00	1,460.00	589.58	5,181.00	194.57	2,345.00	184.57	4,381.94	17,466.50
Edmonton Midway	919.06	1,500.00	1,260.00	587.66	4,835.60	40.00	725.00	444.50	3,132.66	13,488.30
Edmonton Meadowlark	919.06	1,500.00	1,260.00	587.66	4,835.60	60.00	725.00	444.50	3,132.66	13,488.30
Edmonton Newwood	919.06	1,775.00	1,380.00	589.30	6,193.00	190.50	1,800.00	195.40	2,762.46	16,018.72
Edmonton Otsewell	928.14	1,675.00	1,340.00	596.10	5,378.60	26.00	2,300.00	136.28	2,970.81	15,350.93
Edmonton Parkallen	911.36	1,950.00	1,560.00	571.45	5,044.40	90.00	2,405.00	143.94	3,777.57	16,453.72
Edmonton Strathcona	861.02	1,475.00	1,180.00	545.76	5,410.00	50.00	2,095.00	22.49	3,233.76	13,933.03
Edmonton Whitemud	939.48	2,200.00	1,865.00	604.61	5,414.20	10.00	2,275.00	55.94	3,449.55	17,293.78
Edson	901.74	1,750.00	1,350.00	551.16	3,206.00	20.00	1,881.00	975.39	1,824.50	11,504.95
Estevan	1,774.36	1,900.00	1,420.00	604.61	6,895.30	.....	1,495.00	599.72	1,709.67	12,722.63
Grande Prairie	774.36	1,300.00	1,000.00	464.64	3,291.14	60.00	1,195.00	394.18	1,709.67	11,732.84
Highwood	837.63	1,075.00	860.00	508.42	3,291.14	105.95	1,155.00	381.69	1,132.84	8,831.74
Innisfail	846.60	1,375.00	1,080.00	514.40	4,182.27	.....	1,555.00	381.69	1,132.84	11,173.75

Lac La Biche-McMurray .....	845.94	1,550.00	1,260.00	1,027.92	4,815.04	310.00	1,755.00	1,881.22	14,644.37
Lacombe .....	841.06	1,425.00	1,440.00	510.72	3,940.54	.....	1,395.00	645.98	11,046.69
Slave Lake .....	809.26	1,270.00	980.00	351.66	3,521.66	160.00	1,340.00	1,988.37	11,070.55
Wapiti .....	809.26	1,270.00	980.00	351.66	3,521.66	.....	1,340.00	1,988.37	11,070.55
Ledbridge East .....	880.48	1,475.00	1,200.00	560.36	3,072.40	10.00	1,802.96	1,183.32	12,494.92
Little Bow .....	821.46	1,600.00	1,280.00	497.64	4,833.76	.....	1,500.00	765.75	12,889.52
Lloydminster .....	846.33	1,300.00	940.00	1,028.44	4,833.76	.....	1,260.00	502.68	12,160.93
Macleod .....	861.03	1,775.00	1,420.00	524.02	3,235.81	.....	1,662.00	807.38	9,920.64
Medicine Hat-Redcliff .....	938.06	1,850.00	1,480.00	618.54	7,151.50	.....	2,033.90	1,009.17	13,347.67
Olds-Didsbury .....	878.25	1,325.00	1,060.00	535.50	3,698.33	120.00	1,405.00	2,356.94	16,507.31
Peace River .....	855.50	1,350.00	1,060.00	565.50	3,572.34	.....	1,530.00	590.27	10,114.55
Ponoka .....	855.50	1,350.00	1,060.00	565.50	3,572.34	10.00	1,530.00	2,559.79	14,390.49
Pondoka .....	852.78	1,275.00	1,020.00	518.52	3,445.62	.....	1,280.00	426.00	9,087.19
Red Deer .....	1,035.00	1,575.00	1,260.00	640.00	4,455.44	.....	1,965.00	450.88	12,889.52
Redwater-Andrew .....	867.60	1,875.00	1,500.00	528.40	4,455.44	30.00	1,930.00	185.24	12,331.03
Rocky Mountain House .....	873.78	1,775.00	1,400.00	535.52	5,017.57	.....	1,640.00	473.25	12,602.98
St. Albert .....	1,060.11	2,000.00	1,620.00	526.92	5,236.92	30.00	1,790.00	1,045.18	13,153.68
St. Paul .....	831.60	1,250.00	1,000.00	504.40	3,364.88	90.00	1,310.00	869.63	14,763.63
Sedgewick-Coronation .....	830.43	1,250.00	1,000.00	480.82	3,073.34	.....	1,340.00	1,712.66	10,539.98
Smoky River .....	831.30	1,250.00	1,000.00	480.82	3,073.34	.....	1,340.00	1,712.66	10,539.98
Sterling River-Fairview .....	815.16	1,450.00	1,160.00	504.20	3,122.76	10.00	1,760.00	1,901.28	11,622.55
Stony Plain .....	902.94	1,425.00	1,140.00	493.44	3,699.16	.....	1,615.00	2,776.36	14,492.35
Taber-Warner .....	840.93	1,250.00	1,020.00	551.42	3,702.38	45.00	1,410.00	784.28	10,411.78
Three Hills .....	876.30	1,275.00	1,000.00	534.20	2,975.87	10.00	1,180.00	480.25	9,020.91
Vegreville .....	898.69	1,300.00	1,040.00	482.46	3,243.44	60.00	1,320.00	1,138.99	10,059.49
Vermilion-Viking .....	898.69	1,300.00	1,040.00	482.46	3,243.44	20.00	1,435.00	1,568.02	13,984.97
Wainwright .....	1,085.07	2,625.00	2,100.00	495.38	7,241.77	10.00	1,985.00	754.52	9,615.62
Wapiti-Leduc .....	885.42	1,625.00	1,340.00	540.28	4,918.05	50.00	2,355.00	611.45	9,071.02
Whitecourt .....	885.42	1,625.00	1,340.00	540.28	4,918.05	.....	1,700.00	1,987.03	19,846.41
	\$ 67,698.37	\$ 123,870.00	\$ 99,225.00	\$ 43,892.64	\$ 367,148.56	\$ 3,437.75	\$ 133,708.62	\$ 42,317.92	\$ 1,026,126.31
<b>Stertiler By-election</b>									
Lacombe-Atasca .....	\$ 815.28	\$ 1,700.00	\$ 1,360.00	\$ 493.52	\$ 912.00	\$ 10.00	\$ 1,535.00	\$ 744.00	\$ 1,883.73
Glareholm .....	284.80	180.00	135.00	160.50	20.00	.....	322.00	118.25	1,338.62
Hanna .....	839.33	220.00	165.00	286.60	162.60	.....	176.00	339.24	1,365.64
Settler .....	173.44	20.00	180.00	222.42	20.00	16.00	216.00	54.00	1,671.75
Mallaig .....	173.92	80.00	60.00	77.58	107.23	.....	118.00	50.25	672.06
Onoway .....	192.48	100.00	75.00	77.94	107.89	.....	58.00	7.64	591.39
Sundre .....				91.86	266.82	.....	76.00	85.35	1,010.90
	\$ 2,766.05	\$ 2,440.00	\$ 2,035.00	\$ 1,286.42	\$ 1,433.94	\$ 26.00	\$ 2,501.00	\$ 1,077.02	\$ 2,538.46
	\$ 70,464.42	\$ 126,310.00	\$ 101,260.00	\$ 45,179.06	\$ 368,582.50	\$ 3,463.75	\$ 136,209.62	\$ 43,394.94	\$ 1,042,230.20

Expenditures incurred in the office of the Clerk of the Executive Council under his immediate control:

Advertising .....	\$ 1,311.70
Fees and commissions .....	1,044.36
Freight, express and cartage .....	3,858.26
Materials and supplies, administrative .....	25,199.19
Postage .....	79.10
Rentals .....	5,838.90
Travelling expenses .....	504.26
Telephone and telegraph .....	41.57
Wages .....	13,556.34
Miscellaneous .....	2,163.15
	\$ 53,564.55
	\$ 1,095,794.75

\*Includes advertising, freight, janitor services, printing, stationery, materials and supplies, postage, machine rental, telephones, office assistance and sundry expense.

GOVERNMENT OF THE PROVINCE OF ALBERTA  
THE PUBLIC SERVICE PENSION ACT  
STATEMENT OF RECEIPTS AND PAYMENTS  
FOR THE YEAR ENDED MARCH 31, 1972

RECEIPTS

Contributions: (Note 1)	
Employees' .....	\$ 8,684,400.51
Employers' .....	2,464,379.63
	<u>\$ 11,148,780.14</u>

PAYMENTS

Benefits under the Act:	
Pensions and annuities .....	\$ 6,347,307.81
Payments in lieu of pensions and annuities .....	188,779.48
Payments to beneficiaries .....	93,022.26
	<u>\$ 6,629,109.55</u>
Withdrawals:	
Contributions and earnings in respect of employees leaving service .....	\$ 1,468,358.26
Contributions and earnings in respect of employees transferred to other pension authorities .....	276,691.31
Refunds of excess contributions .....	45,350.55
	<u>1,790,400.12</u>
	<u>\$ 8,419,509.67</u>
Excess of receipts over payments for the year ended March 31, 1972 .....	<u>\$ 2,729,270.47</u>

Note 1 Receipts as above .....	\$ 11,148,780.14
Add: Outstanding deposits March 31, 1971 .....	393,377.71
Receipts per Statement, Executive Council, Cash Collected on Income Account .....	<u>\$ 11,542,157.85</u>

Note 2 All receipts under The Public Service Pension Act, including the outstanding deposits referred to in Note 1, have been credited as revenue in the current year to the General Revenue Fund of the Province and all payments have been made therefrom.

Certified correct,

C. K. HUCKVALE, F.C.A.,  
Provincial Auditor



STATEMENT No. 74

GOVERNMENT OF THE PROVINCE OF ALBERTA  
LOCAL AUTHORITIES PENSION ACT  
STATEMENT OF RECEIPTS AND PAYMENTS  
FOR THE YEAR ENDED MARCH 31, 1972

RECEIPTS

Contributions:		
Employees'	.....	\$ 6,484,431.93
Employers'	.....	6,359,577.03
		<u>\$ 12,844,008.96</u>

PAYMENTS

Benefits under the Act:		
Pensions	.....	\$ 2,330,377.87
Payments to beneficiaries	.....	46,650.12
Payments in lieu of pensions	.....	20,754.29
		<u>\$ 2,397,782.28</u>
Withdrawals:		
Refunds upon employees leaving service	.....	\$ 793,866.13
Contributions and earnings in respect of employees transferred to other pension authorities	.....	57,289.99
Refunds of excess contributions	.....	54,751.01
		<u>905,907.13</u>
		<u>\$ 3,303,689.41</u>
Excess of receipts over payments for the year ended March 31, 1972	.....	<u>\$ 9,540,319.55</u>

NOTE: All receipts under The Local Authorities Pension Act have been credited as revenue to the General Revenue Fund of the Province and all payments have been made therefrom.

Certified correct,

C. K. HUCKVALE, F.C.A.,  
Provincial Auditor

GOVERNMENT OF THE PROVINCE OF ALBERTA  
THE M.L.A. PENSION ACT  
STATEMENT OF RECEIPTS AND PAYMENTS  
FOR THE YEAR ENDED MARCH 31, 1972  
RECEIPTS

Contributions:		
Members of the Legislative Assembly .....		\$ 66,474.71

PAYMENTS

Benefits under the Act:			
Pensions .....	\$ 179,886.70		
Payments to beneficiaries .....	6,027.70		
		\$	185,914.40
Withdrawals:			
Refunds of excess contributions .....	\$ 10,170.71		
Contributions and earnings in respect of Members leaving service .....	4,015.44		
			14,186.15
		\$	200,100.55
Excess of payments over receipts for the year ended March 31, 1972 .....		\$	133,625.84

Note: All receipts under The M.L.A. Pension Act have been credited as revenue to the General Revenue Fund of the Province and all payments have been made therefrom.

Certified correct,

C. K. HUCKVALE, F.C.A.,  
Provincial Auditor

STATEMENT No. 76

GOVERNMENT OF THE PROVINCE OF ALBERTA  
ENERGY RESOURCES CONSERVATION BOARD  
BALANCE SHEET AS AT MARCH 31, 1972

## ASSETS

Cash on hand and in bank .....		\$	154,369.66
Accounts receivable:			
Province of Alberta, net (Note 2) .....	\$	285,572.34	
Uncollected taxes and penalties .....	\$	1,514.35	
Less: Allowance for uncollectible taxes .....		185.46	
		<u>1,328.89</u>	
Sundry .....		54,564.54	
			<u>341,465.77</u>
Accrued interest receivable .....			811.58
Equipment, at cost:			
Automobiles .....	\$	169,505.89	
Equipment .....		493,578.32	
		<u>663,084.21</u>	
			<u>\$ 1,159,731.22</u>

## LIABILITIES

Accounts payable .....		\$	220,792.60
Capital surplus, arising from aquirement of equipment, net .....			663,084.21
Surplus:			
Balance as at March 31, 1971 .....	\$	196,548.21	
Add: Surplus for the year ended March 31, 1972 .....	\$	66,550.83	
Prior years' adjustments, net .....		12,755.37	
		<u>79,306.20</u>	
			<u>275,854.41</u>
			<u>\$ 1,159,731.22</u>

Edmonton, Alberta, July 21, 1972

I have examined the Balance Sheeet of the Energy Resources Conservation Board as at March 31, 1972, and the Statements of Revenue and Expenditure for the various periods then ended. My examination included a general review of the accounting procedures and such tests of accounting records and other supporting evidence as I considered necessary in the circumstances.

In my opinion these financial statements present fairly the financial position of the Board as at March 31, 1972, and the results of its operations for the various periods then ended, in accordance with generally accepted accounting principles applied on a basis consistent with that of the preceding year.

C. K. HUCKVALE, F.C.A.,  
Provincial Auditor

GOVERNMENT OF THE PROVINCE OF ALBERTA  
ENERGY RESOURCES CONSERVATION BOARD  
STATEMENT OF REVENUE AND EXPENDITURE—OIL, GAS  
AND ADMINISTRATIVE DEPARTMENTS

FOR THE YEAR ENDED MARCH 31, 1972

Revenue:		
Tax levy .....	\$	1,815,302.36
Penalties .....		453.97
		<hr/>
	\$	1,815,756.33
Expenditure:		
Capital expenditure for equipment, net .....	\$	170,089.60
Salaries .....		2,694,952.07
Rent .....		174,490.94
Office machine and equipment rental .....		167,417.31
Travelling and subsistence, including automobile expense, net .....		135,635.32
Pension fund contributions .....		131,231.52
Printing, stationery, office supplies, maps and Board publications .....		123,523.99
Telephone and telegraph .....		65,545.95
Maintenance of buildings .....		42,929.45
Core storage centre expense .....		33,508.71
Courses, memberships and convention fees .....		31,562.94
Postage .....		23,879.98
Staff medical plan contributions .....		20,128.70
Equipment maintenance and repairs .....		16,196.63
Insurance .....		11,950.40
Staff transfer moving expenses .....		11,644.72
Board hearings .....		10,125.09
Cartage and express .....		9,813.79
Publications and periodicals .....		8,592.66
Security services .....		6,185.19
Professional fees .....		4,921.05
Unemployment insurance .....		2,713.03
Advertisements .....		2,669.23
Materials and supplies .....		2,630.66
Chemical laboratory expense .....		2,255.63
Workmen's Compensation Board .....		324.32
Bad debt expense .....		51.40
Sundry .....		6,620.85
Deduct: Miscellaneous collections:		
Drilling licenses .....	\$	118,075.00
Sale of publications and maps .....		90,333.63
Core storage centre revenue .....		62,927.00
Information fees .....		30,907.51
Bank interest .....		21,499.27
Magnetic tape data .....		20,710.00
Transfer fees .....		4,805.00
Change of well name fees .....		3,425.00
Parking lot rental .....		2,135.00
Salary survey revenue .....		740.00
Change of licensee name fees .....		250.00
Sundry .....		6,578.22
		<hr/>
		362,385.63
Net expenditure for the year ended March 31, 1972 .....	\$	3,549,205.50
Deduct: Charged to Province of Alberta .....		1,800,000.00
		<hr/>
		1,749,205.50
Surplus for the year ended March 31, 1972 .....		<hr/>
	\$	66,550.83

STATEMENT No. 78

GOVERNMENT OF THE PROVINCE OF ALBERTA  
ENERGY RESOURCES CONSERVATION BOARD  
STATEMENT OF REVENUE AND EXPENDITURE—  
COAL DEPARTMENT

FOR THE THREE MONTHS ENDED MARCH 31, 1972

## Expenditure:

Capital expenditure for equipment, net .....	\$	5,634.49
Salaries .....		87,224.75
Travelling and subsistence, including automobile expense, net .....		6,743.66
Printing, stationery, office supplies, maps and Board publications .....		5,890.91
Staff transfer moving expense .....		3,082.85
Pension fund contributions .....		3,057.30
Advertisements .....		2,609.41
Rent .....		1,638.12
Telephone and telegraph .....		797.43
Publications and periodicals .....		784.66
Office machine and equipment rental .....		595.80
Maintenance of buildings .....		454.01
Professional fees .....		437.00
Postage .....		389.32
Courses, memberships and convention fees .....		375.68
Staff medical plan contributions .....		296.00
Board hearings .....		177.63
Cartage and express .....		172.17
Equipment maintenance and repairs .....		118.16
Unemployment insurance .....		111.90
Security services .....		108.51
Sundry .....		116.16

\$ 120,815.92

## Deduct: Miscellaneous collections:

Certificates .....	\$	739.00
Sale of report books .....		103.70
Sundry .....		1.60

844.30

Net expenditure for the year ended March 31, 1972 ..... \$ 119,971.62

Deduct: Charged to Province of Alberta ..... 119,971.62

Surplus for the year ended March 31, 1972 ..... \$

## GOVERNMENT OF THE PROVINCE OF ALBERTA

## ENERGY RESOURCES CONSERVATION BOARD

STATEMENT OF REVENUE AND EXPENDITURE—HYDRO AND  
ELECTRIC ENERGY DEPARTMENT

FOR THE TEN MONTHS ENDED MARCH 31, 1972

## Expenditure:

Capital expenditure for equipment, net .....	\$	7,066.61
Salaries .....		66,420.34
Printing, stationery, office supplies, maps and Board publications .....		5,424.41
Professional fees .....		5,095.44
Advertisements .....		2,273.67
Rent .....		1,638.12
Pension fund contributions .....		1,436.41
Telephone and telegraph .....		938.30
Travelling and subsistence, including automobile expense, net .....		775.97
Office machine and equipment rental .....		595.80
Staff transfer moving expense .....		569.87
Maintenance of buildings .....		454.01
Postage .....		384.32
Courses, memberships and convention fees .....		281.08
Staff medical plan contributions .....		188.70
Board hearings .....		177.63
Cartage and express .....		172.17
Publications and periodicals .....		145.88
Security services .....		108.51
Equipment maintenance and repairs .....		95.33
Unemployment insurance .....		45.64
Sundry .....		116.16

\$ 94,404.37

## Deduct: Miscellaneous collections:

Sale of publications .....	50.00
----------------------------	-------

Net expenditure for the year ended March 31, 1972 ..... \$ 94,354.37

Deduct: Charged to Province of Alberta ..... 94,354.37

Surplus for the year ended March 31, 1972 ..... \$



STATEMENT No. 80

GOVERNMENT OF THE PROVINCE OF ALBERTA  
ENERGY RESOURCES CONSERVATION BOARD  
STATEMENT OF REVENUE AND EXPENDITURE—  
PIPE LINE DEPARTMENT

FOR THE THREE MONTHS ENDED MARCH 31, 1972

Expenditure:		
Capital expenditure for equipment, net .....	\$	3,054.49
Salaries .....		65,985.43
Travelling and subsistence, including automobile expense, net .....		8,055.68
Printing, stationery, office supplies, maps and Board publications .....		4,811.75
Pension fund contributions .....		2,776.41
Telephone and telegraph .....		2,707.58
Rent .....		1,638.12
Postage .....		784.32
Office machine and equipment rental .....		595.80
Advertisement .....		547.40
Maintenance of buildings .....		454.01
Staff transfer moving expense .....		441.86
Staff medical plan contributions .....		321.90
Board hearings .....		177.63
Cartage and express .....		172.17
Unemployment insurance .....		137.13
Publications and periodicals .....		117.53
Security services .....		108.51
Courses, membership and convention fees .....		83.83
Sundry .....		116.16
	\$	93,087.71
Deduct: Miscellaneous collections:		
Licenses .....	\$	2,900.00
Transfer fees .....		990.00
Sundry .....		90.50
		3,980.50
Net expenditure for the year ended March 31, 1972 .....	\$	89,107.21
Deduct: Charged to Province of Alberta .....		89,107.21
Surplus for the year ended March 31, 1972 .....	\$	

GOVERNMENT OF THE PROVINCE OF ALBERTA  
ENERGY RESOURCES CONSERVATION BOARD  
NOTES TO THE FINANCIAL STATEMENTS

MARCH 31, 1972

NOTE 1 In accordance with the provisions of The Energy Resources Conservation Act, Chapter 30, Statutes of Alberta, 1971, effective June 1, 1971, the Oil and Gas Conservation Board was continued under the name of the Energy Resources Conservation Board. Administration of the undernoted Acts was assumed on the dates indicated:

The Hydro and Electric Energy Act—June 1, 1971  
The Pipe Line Act—January 1, 1972  
The Coal Mines Regulation Act—January 1, 1972  
The Quarries Regulation Act—January 1, 1972

NOTE 2 The net receivable from the Province of Alberta is comprised of the following:  
Due from Province of Alberta re:

Coal Department .....	\$	119,971.62
Hydro and Electric Energy Department .....		94,354.37
Pipe Line Department .....		89,107.21
Sundry .....		4,987.16
	\$	308,420.36

Due to Province of Alberta re:

Unexpended funds from well abandonment project .....		22,848.02
	\$	285,572.34

GOVERNMENT OF THE PROVINCE OF ALBERTA  
THE WORKMEN'S COMPENSATION BOARD

BALANCE SHEET

AS AT DECEMBER 31, 1971

(with comparative figures)

ASSETS

	1971	1970
Cash on hand and in banks .....	\$ 224,228	\$ 372,022
Short term deposits, at cost .....	950,000	1,881,444
Assessments receivable (Note 1) .....	3,420,120	2,737,986
Advances to pensioners .....	108,663	93,059
Accounts receivable .....	40,017	30,493
Advances to employees secured by chattel mortgages .....	31,421	37,869
Accrued interest .....	1,726,244	1,619,584
Investments, at amortized cost (Note 2) .....	113,539,652	107,092,007
Land, buildings and equipment (Note 3) .....	5,520,631	4,588,679
	<u>\$125,560,976</u>	<u>\$118,453,143</u>

LIABILITIES AND RESERVES

	1971	1970
Suspense .....	\$ 185,904	\$ 96,046
Employers' credit balances .....	132,672	390,467
Employers' deposit accounts .....	614,935	563,813
Contractor's holdback .....	.....	453,887
Estimated merit rebates .....	4,635,800	4,602,900
Estimated liability for future claims costs (Note 4) .....	16,931,984	17,281,455
Pension liability-funded (Note 5) .....	70,064,909	65,252,032
Reserves:		
Silicosis .....	1,355,409	1,286,445
Rehabilitation .....	1,133,232	1,122,510
Disasters .....	3,447,023	3,740,207
Enhanced disabilities .....	1,908,824	1,851,908
Section 93 .....	140,735	134,718
Loss on realization of investments .....	2,271,000	2,142,000
Operating reserve (Note 8) .....	22,738,549	19,534,755
	<u>\$125,560,976</u>	<u>\$118,453,143</u>

The accompanying notes are part of these financial statements.

Edmonton, Alberta, April 26, 1972

I have examined the Balance Sheet of The Workmen's Compensation Board of Alberta as at December 31, 1971, and related statements (numbers 82 to 90 inclusive) for the year then ended. My examination included a general review of the accounting procedures and such tests of accounting records and other supporting evidence as I considered necessary in the circumstances.

There is no basis upon which an opinion could be formed as to the adequacy of the reserves detailed in Statement No. 89. The estimated liability for future claims costs is subject to the comments contained in Note 4 to the financial statements.

In my opinion, subject to the qualifications set out above, these financial statements present fairly the financial position of the Board as at December 31, 1971, and the results of its operations for the year then ended, in accordance with generally accepted accounting principles which, except for a change in the basis of distribution of penalty revenue as referred to in Note 7 to the financial statements, have been applied on a basis consistent with that of the preceding year.

C. K. HUCKVALE, F.C.A.,  
Provincial Auditor

STATEMENT No. 82

GOVERNMENT OF THE PROVINCE OF ALBERTA  
THE WORKMEN'S COMPENSATION BOARD

SUMMARIZED STATEMENT OF TRANSACTIONS AND CHANGES  
IN OPERATING RESERVE

FOR THE YEAR ENDED DECEMBER 31, 1971  
(with comparative figures)

	Transactions in Respect of 1971	Transactions in Respect of Prior Years	1971 Total	1970 Total
<b>REVENUE</b>				
Assessments .....	\$29,553,171	\$ 222,968	\$29,776,139	\$ 28,626,150
Deduct: Estimated or adjusted merit rebates .....	4,635,800	Cr. 6,818	4,628,982	4,842,848
	\$24,917,371	\$ 229,786	\$25,147,157	\$ 23,783,302
Interest .....	2,736,747		2,736,747	2,613,783
	\$27,654,118	\$ 229,786	\$27,883,904	\$ 26,397,085
<b>EXPENDITURE</b>				
Compensation .....	\$ 6,243,555	\$ 3,109,590	\$ 9,353,145	\$ 8,588,304
Pension awards (Note 9) .....	1,824,231	5,653,742	7,477,973	6,944,401
Medical aid .....	2,762,414	1,930,364	4,692,778	5,009,252
	\$10,830,200	\$ 10,693,696	\$21,523,896	\$ 20,541,957
Deduct: Portion of above charged to:				
Reserves .....	\$ 483,373	\$ 3,219,986	\$ 3,703,359	\$ 2,271,543
Estimated future claims costs .....		7,473,710	7,473,710	8,082,454
	\$ 483,373	\$ 10,693,696	\$11,177,069	\$ 10,353,997
	\$10,346,827	\$	\$10,346,827	\$ 10,187,960
Provision for:				
Reserves .....	3,502,540		3,502,540	2,196,533
Estimated future claims costs .....	9,014,000	Cr. 1,889,761	7,124,239	8,579,970
Administrative and general expenses .....	2,967,555		2,967,555	2,640,948
Accident prevention expenses .....	845,539		845,539	793,596
	\$26,676,461	\$Cr. 1,889,761	\$24,786,700	\$ 24,399,007
Provisional surplus .....	\$ 977,657	\$ 2,119,547	\$ 3,097,204	\$ 1,998,078
Add: Adjustments (Note 6) .....			400,013	
Pension awards under Section 35 .....				Dr. 22,963
Redistribution of administrative and general expenses .....				Dr. 3,316
Net increase in provisional class balances .....			\$ 3,497,217	\$ 1,971,799
Add: Transfers from reserve accounts .....			30,000	950,000
			\$ 3,527,217	\$ 2,921,799
Deduct: Appropriation for reserve for loss on realization of investments .....			323,423	90,077
Net increase in operating reserve .....			\$ 3,203,794	\$ 2,831,722
Reserve at beginning of year .....			19,534,755	16,703,033
Reserve at end of year .....			\$22,738,549	\$ 19,534,755

GOVERNMENT OF THE PROVINCE OF ALBERTA  
 THE WORKMEN'S COMPENSATION BOARD  
 STATEMENT OF TRANSACTIONS ON BEHALF OF SELF-INSURERS  
 FOR THE YEAR ENDED DECEMBER 31, 1971

REVENUE

Assessments .....	\$ 2,471,729	
Interest .....	32,492	
Adjustments (Note 6) .....	14,083	
	<u>          </u>	<u>\$ 2,518,304</u>

EXPENDITURE

Compensation .....	\$ 669,675	
Pension awards .....	1,004,372	
Medical aid .....	605,516	
	<u>          </u>	
Deduct: Portion of above charged to reserves .....	\$ 2,279,563	
	94,711	
	<u>          </u>	
Provision for reserves .....	\$ 2,184,852	
Administrative and general expenses .....	90,652	
Accident prevention expenses .....	191,120	
	51,680	
	<u>          </u>	<u>\$ 2,518,304</u>



## PUBLIC ACCOUNTS, 1971-1972

## GOVERNMENT OF THE PROVINCE OF ALBERTA

## THE WORKMEN'S COMPENSATION BOARD

## PROVISIONAL FINANCIAL STATEMENT BY CLASSES

FOR THE YEAR ENDED DECEMBER 31, 1971

Class	REVENUE				EXPENDITURE						Provisional Surplus or *Deficit, 1971	Provisional Class Balances from Statement No. 85	Provisional Class Balances December 31, 1971
	Assessments	Deduct: Estimated Merits Rebates	Interest	Net Revenue	Claims Costs	Deduct: Charged to Reserves	Provision for Reserves	Provision for Estimated Future Claims Costs	Admin- istrative and General Expenses	Accident Prevention Expenses	Net Expenditure		
1	\$ 820,140	\$ 83,100	\$ 119,519	\$ 856,559	\$ 201,632	\$ 2,747	\$ 153,464	\$ 400,000	\$ 56,155	\$ 4,069	\$ 903,573	\$ 364,701	\$ 318,687
3-01	706,881	95,200	69,432	706,881	278,535	4,559	77,143	265,000	54,870	9,920	668,928	656,309	495,076
5-02	7,000	95,200	69,432	7,000	278,535	4,559	77,143	265,000	54,870	9,920	668,928	656,309	495,076
6-01	28,770	95,200	69,432	28,770	278,535	4,559	77,143	265,000	54,870	9,920	668,928	656,309	495,076
6-02	4,378,591	761,900	356,600	4,378,591	1,392,321	76,580	439,989	1,266,000	338,880	190,320	3,551,476	3,334,957	3,756,772
6-03	969,907	192,000	107,611	969,907	361,394	5,681	110,097	268,000	118,500	62,060	714,370	1,080,623	1,051,771
6-04	998,843	170,800	882,518	998,843	273,428	20,930	110,097	268,000	118,500	38,000	964,804	1,184,059	954,163
6-05	304,380	45,300	25,889	304,380	92,723	3,884	37,405	83,000	20,270	20,000	249,514	236,550	272,005
6-06	237,783	46,400	14,082	237,783	96,768	6,638	33,654	125,000	16,780	9,500	264,509	200,813	136,115
6-07	3,075,525	570,100	211,417	3,075,525	947,506	14,132	344,195	718,000	155,600	23,360	2,114,082	2,144,605	2,619,318
6-08	237,312	51,100	17,302	237,312	86,746	1,685	35,588	89,000	15,560	3,910	231,119	276,973	264,918
6-09	156,280	30,100	9,828	156,280	53,470	.....	14,951	41,500	5,490	850	116,261	19,737	91,659
8-03	217,170	34,200	20,718	217,170	203,688	5,457	19,667	45,000	23,160	5,290	184,551	212,106	231,243
8-04	864,269	127,100	99,109	864,269	271,028	2,988	93,405	267,000	82,380	13,660	732,565	387,269	450,982
9-01	671,321	114,900	4,402	671,321	605,853	29,922	59,355	155,000	66,120	13,660	498,734	107,119	358,884
10-01	342,653	60,200	18,576	342,653	301,079	5,346	48,740	111,000	53,000	8,550	230,137	220,922	125,447
10-02	89,583	.....	22,891	112,474	20,636	.....	12,438	31,000	59,340	1,800	123,614	131,400	226,691
11-01	486,122	.....	45,589	531,711	223,059	11,265	47,080	164,000	111,290	10,260	544,434	381,750	369,027
11-02	294,043	.....	15,832	309,875	119,127	11,465	29,887	113,000	58,020	7,180	315,749	64,755	58,581
12-01	109,873	24,000	35,114	120,987	14,453	.....	10,032	11,000	25,300	1,350	62,135	207,231	266,083
12-02	135,152	.....	18,352	153,504	19,788	6,385	17,699	41,000	36,640	1,630	146,757	109,074	145,658
13-01	378,431	71,700	34,105	340,836	128,710	4,751	30,522	85,000	48,520	14,550	268,625	231,852	196,621
14-01	190,231	26,400	10,388	173,431	69,734	9,022	17,350	70,000	20,620	4,760	175,442	54,005	37,912
14-02	149,104	34,100	18,731	133,755	64,630	2,912	20,250	40,000	11,300	4,130	137,398	218,974	235,331
15-01	79,655	6,000	29,890	103,545	69,350	5,203	17,592	77,000	17,150	3,380	179,269	473,518	397,794
15-08	576,843	112,200	59,709	524,352	261,803	42,366	98,993	139,000	35,880	10,950	504,260	20,092	357,794
15-09	184,468	120,000	178,821	283,389	419,775	3,860	138,580	445,000	58,220	30,920	1,088,617	2,069,638	1,969,410
15-10	20,821	.....	1,821	22,642	1,750	.....	1,750	16,000	12,340	5,000	14,250	131,711	479,698
15-11	189,130	40,000	20,076	169,236	49,742	4,434	40,885	146,000	11,540	3,400	192,187	179,677	347,938
15-12	1,540,417	320,100	146,719	1,367,036	487,721	25,440	170,173	388,000	245,620	50,150	1,316,224	1,278,717	1,378,989
20-02	1,503,232	251,300	130,437	1,382,369	561,396	30,571	137,435	395,000	151,510	38,950	1,253,577	1,248,557	1,377,200
20-04	91,303	16,100	5,906	81,109	61,942	10,774	14,625	33,000	7,750	1,130	107,573	26,004	71,040
27-01	144,185	22,000	14,743	136,928	56,022	2,356	30,027	75,500	10,080	1,120	170,578	87,903	54,438
27-03	435,328	200,000	45,652	290,828	311,074	13,564	83,874	212,000	70,000	13,900	678,184	17,123	142,795
27-05	2,000	.....	.....	2,000	.....	.....	.....	.....	.....	.....	.....	.....	.....
38-01	623,680	.....	22,201	647,901	65,634	22,210	58,707	197,000	12,880	3,540	572,807	437,204	451,475
39-04	183,852	420,400	176,962	1,942,414	820,941	19,067	270,000	630,000	188,490	23,380	1,913,744	1,132,951	1,162,621
39-08	163,579	35,900	23,714	151,393	47,807	15,781	37,917	64,000	6,360	3,680	159,764	246,256	237,885
39-37	1,370,246	171,200	75,377	1,274,423	481,386	.....	156,018	394,500	162,720	24,540	1,203,383	83,711	964,643



[illegible]

STATEMENT No. 85

## GOVERNMENT OF THE PROVINCE OF ALBERTA

## THE WORKMEN'S COMPENSATION BOARD

STATEMENT OF TRANSACTIONS IN RESPECT OF PRIOR YEARS BY CLASSES  
FOR THE YEAR ENDED DECEMBER 31, 1971

Class	CLAIMS COSTS		CHARGED TO:		ADJUSTMENTS RESULTING FROM 1971 OPERATIONS				PROVISIONAL CLASS BALANCES JANUARY 1, 1971		ADD: ADJUSTMENTS (NOTE 6)		APPORTIONMENT OF PROVISIONAL CLASS BALANCES		PROVISIONAL CLASS BALANCES CARRIED TO STATEMENT No. 84	
	\$	\$	Reserves	Estimated Future Claims Costs	Total	Assessments	Merit Rebates	Provision for Future Claims Costs	Net Adjustment	\$	\$	\$	\$	\$	\$	\$
1	249,774	51,123		198,651		7,627	7,989	14,506	14,144	339,155	11,402				364,701	
3-01	158,317	32,643		125,674	158,317	13,510	Dr. 17,798	Dr. 14,325	10,037	638,518					656,309	
3-02	188,082	27,586		160,496	188,082	36,399	Dr. 1,715	Dr. 4,496	34,188	568,303	9,942				612,433	
4-01	116,626	87,142		29,484	166,682	90,686	Dr. 1,762	Dr. 8,632	10,293	302,405	1,401				314,099	
6-01	320,653	79,473		241,180	320,653	6,962	Dr. 29,626	Dr. 116,464	21,439	950,448	13,439				3,384,922	
6-02	305,189	97,353		207,836	305,189	10,767	2,215	168,165	181,147	641,468	13,489			272	1,836,104	
6-04	61,786	16,620		45,166	61,786	1,156	19,683	36,934	57,773	174,211	4,566				236,550	
6-05	80,977	28,933		52,044	80,977	4,625	Dr. 3,323	Dr. 17,355	18,657	65,297	2,887				86,841	
6-06	93,805	19,164		74,641	93,805	1,191	Dr. 2,972	Dr. 8,141	10,922	207,631	4,104				200,813	
6-07	77,544	28,105		49,439	77,544	7,076	Dr. 13,672	Dr. 381,762	365,044	1,734,638	42,013				2,141,695	
6-08	18,603	15,184		3,419	33,787	659	Dr. 2,743	Dr. 1,970	4,713	18,566	3,325				22,891	
6-09	22,503	6,920		15,583	22,503	659	Dr. 1,562	Dr. 11,950	10,501	198,804	2,801				202,106	
8-03	67,586	42,410		25,176	67,586	113	Dr. 1,562	Dr. 11,950	10,501	198,804	2,801				202,106	
8-04	223,511	31,751		191,760	223,511	3,024	Dr. 6,889	Dr. 12,336	6,970	381,961	12,278				387,269	
9-01	260,894	63,824		197,070	260,894	5,648	Dr. 689	Dr. 12,336	27,609	257,809	8,452				298,884	
10-01	52,589	25,774		26,815	52,589	1,092	Dr. 17,449	Dr. 26,517	27,609	206,399	2,384				211,677	
10-02	132,465	45,582		86,883	132,465	4,252	Dr. 17,449	Dr. 26,517	61,434	45,777	5,152				123,722	
11-01	161,837	122,990		38,847	280,827	1,408	Dr. 1,408	Dr. 5,516	2,116	381,626	7,314				388,940	
11-02	105,803	31,387		74,416	105,803	1,130	Dr. 1,130	Dr. 10,067	11,197	71,009	4,643				116,652	
11-04	76,153	13,086		63,067	76,153	133	Dr. 1,130	Dr. 10,067	11,197	71,009	4,643				76,153	
13-04	66,399	7,592		58,807	66,399	133	2,025	Dr. 5,514	235,183	231,832	21,672				340,609	
14-01	63,196	15,210		47,986	63,196	274	5,548	Dr. 3,986	1,836	333,743	5,030				340,609	
14-02	45,916	35,631		10,285	45,916	3,436	Dr. 9,688	Dr. 8,731	21,855	75,499	2,471				56,115	
15-01	161,837	122,990		38,847	280,827	1,408	Dr. 1,408	Dr. 5,516	2,116	381,626	7,314				388,940	
15-08	335,650	187,116		148,534	335,650	5,538	Dr. 5,538	Dr. 33,209	43,372	41,108	8,458				467,942	
15-09	438,357	45,300		393,057	438,357	20,148	Dr. 3,297	Dr. 88,087	111,532	1,941,191	16,915				2,069,638	
15-11	252,396	92,245		160,151	252,396	9,097	5,162	Dr. 11,691	2,568	471,730	5,351				479,649	
15-12	14,907	17,424		2,517	14,907	Dr. 3,889	3,774	Dr. 51,820	51,705	156,903	2,674				211,282	
20-01	513,877	184,655		329,222	513,877	1,050	6,973	Dr. 157,628	165,651	1,091,754	20,772				1,278,177	
20-02	492,684	155,345		337,339	492,684	7,129	14,559	Dr. 83,508	105,590	1,121,616	21,551				1,248,557	
27-01	112,581	49,915		62,666	112,581	773	1,396	Dr. 11,434	15,315	107,244	1,574				87,903	
27-03	85,967	163,435		249,402	85,967	13,821	2,514	Dr. 62,633	78,968	27,130	11,025				117,123	
37-01	191,289	64,091		127,198	191,289	118	Dr. 1,975	Dr. 48,182	48,300	381,646	7,258				437,204	
38	243,105	70,332		172,773	243,105	1,975	Dr. 1,975	Dr. 7,333	9,288	153,574	9,120				171,982	
39-04	654,944	115,129		539,815	654,944	12,418	14,327	Dr. 139,868	141,777	963,337	28,837				1,133,951	
39-05	27,807	20,182		7,625	27,807	Dr. 200	45	Dr. 46,519	46,574	131,962	2,492				246,216	
39-06	361,202	58,991		302,211	361,202	Dr. 18,542	Dr. 15,833	Dr. 19,397	22,106	1,016,029	20,224				893,603	
39-37	12,390	3,396		9,000	12,390	2,272	Dr. 2,272	Dr. 5,740	8,012	64,062	948				73,022	
89-01	47,216	14,578		32,638	47,216	1,157	Dr. 1,157	Dr. 9,158	10,215	233,451	1,897				245,563	

89-02	83,840	19,894	63,946	83,840	Dr.	3,603	2,382	Dr.	2,569	539,072	2,893	539,396
89-03	485,622	135,757	349,865	485,622	Dr.	6,055	83,478	89,466	610,648	12,957	713,071	713,071
97-02	164,932	82,275	82,657	164,932	933	9,056	3,496	14,085	246,351	4,021	264,457	264,457
97-03	.....	.....	.....	.....	.....	.....	.....	.....	.....	13,792	Dr.	13,792
(A)	1,064,855	399,977	664,878	1,064,855	.....	.....	.....	.....	.....	.....	.....	.....
(B)	.....	.....	.....	.....	.....	.....	.....	.....	.....	.....	.....	.....
	\$10,693,696	\$ 3,219,986	\$ 7,473,710	\$10,693,696	\$ 222,968	\$ 6,818	\$ 1,889,761	\$ 2,119,547	\$21,512,332	\$ 400,013	.....	\$24,031,892

(A) Classes 13-02, 39-01, 39-03, 39-06 and 39-39 which are no longer in current use. (B) Amount applicable to new Classes 12-01 and 12-02 (see Statement No. 84)

GOVERNMENT OF THE PROVINCE OF ALBERTA  
THE WORKMEN'S COMPENSATION BOARD  
STATEMENT OF ADMINISTRATIVE, GENERAL AND ACCIDENT  
PREVENTION EXPENSES  
(with comparative figures)

	1971	1970
Salaries and employee benefits .....	\$ 3,427,013	\$ 3,101,162
Travelling .....	136,865	134,053
Printing and office supplies .....	130,486	120,472
Data processing and office equipment rentals and maintenance .....	123,962	56,877
Depreciation—buildings .....	93,020	27,994
Taxes .....	91,574	57,815
Maintenance and operation of buildings .....	80,202	42,559
Postage, freight and express .....	76,961	68,108
First aid and accident prevention training .....	69,840	70,906
Telephone and telegraph .....	69,197	36,367
Medical, investigation and other costs not charged directly to classes .....	50,030	35,693
Depreciation—equipment .....	46,793	19,210
Audit, legal and other professional fees .....	32,990	25,682
Insurance and security services .....	23,270	3,025
Move to new building .....	17,081	
Professional and technical memberships, publications and courses .....	15,808	12,713
Operation of mine rescue stations .....	14,687	13,794
Rental and operation of leased premises .....	13,919	14,633
Staff recruitment and relocation .....	5,422	7,727
Payment under Section 19(14) .....		4,570
Miscellaneous .....	26,445	18,269
	<u>\$ 4,545,565</u>	<u>\$ 3,871,629</u>
Less:		
Assessment penalties (Note 7) .....	\$ 149,802	\$ .....
Rental revenue .....	109,080	5,651
Referee's fees .....	20,000	12,950
Miscellaneous revenue .....	11,442	10,906
	<u>\$ 290,324</u>	<u>\$ 29,507</u>
	<u>\$ 4,255,241</u>	<u>\$ 3,842,122</u>
Charged to:		
Classes re:		
Administrative and general .....	\$ 2,967,555	\$ 2,640,948
Accident prevention .....	845,539	793,596
Self-insurers re:		
Administrative and general .....	191,120	165,695
Accident prevention .....	51,680	46,930
Reserve for rehabilitation .....	199,347	194,953
	<u>\$ 4,255,241</u>	<u>\$ 3,842,122</u>

STATEMENT No. 87

## GOVERNMENT OF THE PROVINCE OF ALBERTA

## THE WORKMEN'S COMPENSATION BOARD

## STATEMENT OF ESTIMATED LIABILITY FOR FUTURE CLAIMS COSTS

FOR THE YEAR ENDED DECEMBER 31, 1971

Amounts provided:		
By classes re 1971 .....		\$ 9,014,000
Amounts applied:		
Charged from classes re prior years .....	\$ 7,473,710	
Adjustment of prior years provision .....	1,889,761	
		<u>9,363,471</u>
Net decrease .....		\$ 349,471
Estimated liability at beginning of year .....		17,281,455
Estimated liability at end of year .....		<u>\$ 16,931,984</u>

STATEMENT No. 88

## GOVERNMENT OF THE PROVINCE OF ALBERTA

## THE WORKMEN'S COMPENSATION BOARD

## STATEMENT OF PENSION LIABILITY—FUNDED

FOR THE YEAR ENDED DECEMBER 31, 1971

Amounts provided:		
Pension awards .....	\$ 8,641,124	
Interest .....	3,290,903	
Province of Alberta to cover payments made under Section 58 .....	335,254	
Increase in advances outstanding under Section 32(3) .....	15,604	
		<u>\$ 12,282,885</u>
Amounts applied:		
Pension payments .....		7,470,008
Net increase .....		\$ 4,812,877
Balance at beginning of year .....		65,252,032
Balance at end of year .....		<u>\$ 70,064,909</u>

GOVERNMENT OF THE PROVINCE OF ALBERTA  
 THE WORKMEN'S COMPENSATION BOARD  
 STATEMENT OF RESERVES PROVIDED FOR SPECIFIC CLAIMS COSTS  
 FOR THE YEAR ENDED DECEMBER 31, 1971

	Silicosis	Rehabilita- tion	Disasters	Enhanced Disabilities	Section 93	Total
Amounts provided:						
Classes .....	\$ 67,728	\$ 484,306	\$ 771,143	\$2,179,363	\$ .....	\$3,502,540
Self-insurers .....		16,482		74,170		90,652
Interest .....	56,503	49,094	164,278	79,723	5,917	355,515
Assessments under Section 93 .....					100	100
	<u>\$ 124,231</u>	<u>\$ 549,882</u>	<u>\$ 935,421</u>	<u>\$2,333,256</u>	<u>\$ 6,017</u>	<u>\$3,948,807</u>
Amounts applied:						
Charged from:						
Classes re 1971 .....	\$ .....	\$ 33,812	\$ 48,356	\$ 401,205		\$ 483,373
Classes re prior years .....	55,267	194,758	1,180,249	1,789,712		3,219,986
Self-insurers .....		9,288		85,423		94,711
Rehabilitation clinic:						
Capital expenditure .....		59,688				59,688
Operating deficit .....		42,267				42,267
Administrative and general expenses .....		199,347				199,347
	<u>\$ 55,267</u>	<u>\$ 539,160</u>	<u>\$1,228,605</u>	<u>\$2,276,340</u>		<u>\$4,099,372</u>
Net increase (decrease) .....	\$ 68,964	\$ 10,722	\$ 293,184	\$ 56,916	\$ 6,017	\$ 150,565
Reserves at beginning of year .....	1,286,445	1,122,510	3,740,207	1,851,908	134,718	8,135,788
Reserves at end of year .....	<u>\$1,355,409</u>	<u>\$1,133,232</u>	<u>\$3,447,023</u>	<u>\$1,908,824</u>	<u>\$ 140,735</u>	<u>\$7,985,223</u>



STATEMENT No. 90

GOVERNMENT OF THE PROVINCE OF ALBERTA  
THE WORKMEN'S COMPENSATION BOARD  
REHABILITATION CLINIC

## STATEMENT OF OPERATING RECEIPTS AND PAYMENTS

FOR THE YEAR ENDED DECEMBER 31, 1971  
(with comparative figures)

	1971	1970
Receipts:		
Treatment charges .....	\$ 992,274	\$ 1,045,832
Other .....	35,976	35,872
	<u>\$ 1,028,250</u>	<u>\$ 1,081,704</u>
Payments:		
Salaries and employee benefits .....	\$ 876,090	\$ 776,693
Cafeteria .....	61,435	58,508
Medical and therapy supplies .....	52,819	65,888
Maintenance and operation of building and equipment .....	45,708	48,728
Telephone and telegraph .....	5,432	5,189
Travelling .....	5,428	4,879
Professional and technical memberships, publications and courses .....	4,752	3,299
Uniforms .....	4,237	3,883
Transportation of patients .....	4,164	4,131
Stationery, office supplies and machine rentals .....	3,443	2,661
Insurance and security service .....	2,834	2,205
Staff recruitment .....	2,369	1,101
Miscellaneous .....	1,806	3,713
	<u>\$ 1,070,517</u>	<u>\$ 980,878</u>
Operating surplus (deficit) .....	<u>\$ (42,267)</u>	<u>\$ 100,826</u>

GOVERNMENT OF THE PROVINCE OF ALBERTA  
THE WORKMEN'S COMPENSATION BOARD  
NOTES TO THE FINANCIAL STATEMENTS

DECEMBER 31, 1971

Note 1 Assessments receivable and assessment revenue have been increased by \$2,487,220 being the net adjustment estimated to be required when all employers' pay-roll returns have been received and audits completed in respect to the period under review.

The reserve for doubtful assessments receivable of \$46,778 shown in previous years has been adjusted as follows:

Transfer back to operating reserve .....	\$ 30,000
Credited to classes .....	16,778

No provision has been made for doubtful assessments receivable. The practice of the Board is to reduce assessment revenue as accounts are determined to be uncollectible. Recoveries are credited to revenue. The net write off for 1971 was \$23,566. (1970—\$14,734)

Note 2 Investments are summarized hereunder:

	1971	1970	
	Par Value	Amortized Cost	Amortized Cost
Government of Canada bonds, direct and guaranteed .....	\$ 41,334,500	\$ 40,955,086	\$ 40,934,169
Provincial bonds, direct and guaranteed .....	72,827,500	72,584,566	66,157,838
	<u>\$114,162,000</u>	<u>\$113,539,652</u>	<u>\$107,092,007</u>

The approximate market value of the investments as at December 31, 1971 was \$101,456,000. (1970—\$94,615,000)

Reserve for loss on realization of investments as at December 31, 1971 amounted to \$2,271,000 and was provided for possible future losses on realization of investments. Provision during the year consisted of a normal appropriation of \$129,000 (1970—\$90,077) and a special appropriation of \$194,423, the latter being the amount required to replace the reserve formerly provided from the net gain on investment transactions during the years 1943 to 1946 now credited to classes and self-insurers. (See also Note 6)

Note 3 Land, buildings and equipment are detailed as follows:

	Cost	Accumulated Depreciation	Net Book Value
Land .....	\$ 548,699	\$ .....	\$ 548,699
Buildings .....	4,785,319	136,166	4,649,153
Equipment .....	546,247	223,468	322,779
	<u>\$ 5,880,265</u>	<u>\$ 359,634</u>	<u>\$ 5,520,631</u>

The Board's previous head office property was sold by tender during the year and the net gain resulting from this sale and the sale of property in 1966 was credited to the classes. (See also Note 6.) Rehabilitation clinic capital expenditures amounting to \$2,236,476 have been charged to the reserve for rehabilitation. These assets are therefore not reflected in the Balance Sheet.

Note 4 This estimated liability is an opinion of officials of the Board, based on the experience of recent years, of the amount required to meet all future claims costs in respect of 1971 and prior years' accidents with the exception of costs chargeable to the reserves shown on Statement No. 89 and those in respect of workmen of self-insurers. The liability is reviewed and adjusted annually.

Note 5 The pension liability-fund was reviewed by an independent actuary as at December 31, 1968. The pension fund at that time was considered adequate and an amount of \$1,781,242 in excess of requirements has been retained in the fund in accordance with the actuary's recommendation. Pension capitalization procedures since December 31, 1968, have been based on the present value tables provided by the actuary.

Note 6 The \$400,013 net credit adjustment to the classes and the \$14,083 credit adjustment to self-insurers result from the following items:

(1) Interest earnings of the pension fund arising in 1935 and prior years previously included in the reserve for doubtful accounts. (See also Note 1) .....	\$ 16,778
(2) Net gain on investment transactions during the years 1943 to 1946 previously included in the reserve for loss on realization of investments. (See also Note 2) .....	194,423
(3) Net gain on property disposals. (See also Note 3) .....	202,895
(4) Provisional class balance of class 97-03, inactive since 1945 .....	13,792

Note 7 Penalties, included in assessment and penalty revenue on Statements 106, 107 and 108 in 1970, are now shown as a reduction of administrative expense as they are no longer related to specific classes. The amount of this revenue in 1970 was \$52,811.

Note 8 This reserve represents the balance at credit of classes after provision for the reserve for loss on realization of investments and is maintained to provide stability to the rating structure of the classes.

Note 9 Pension awards for 1970 have been reduced by \$12,017 in respect of recoveries on fatal claims which were shown separately on Statement No. 105 in 1970.

Note 10 The Board has a contingent liability for pensions in respect of service on the Board by Commissioners for which pension is not payable under The Public Service Pension Act.



GOVERNMENT OF THE PROVINCE OF ALBERTA  
HIGHWAYS AND TRANSPORT DEPARTMENT  
STATEMENT OF LEGISLATIVE AND EXECUTIVE APPROPRIATIONS, EXPENDITURES AND UNEXPENDED BALANCES  
FOR THE YEAR ENDED MARCH 31, 1972

Payments for the year ended March 31, 1972	No. of Apprn.	Service	APPROPRIATIONS					Over- expended	Remarks	
			Legislative	Executive	Total	Expended	Unexpended			
			INCOME ACCOUNT							
\$			\$		\$		\$			
30,603.40	1501.	Minister's Office	31,230.00		31,230.00	30,699.75	530.25			
422,269.08	1502.	General Administration	515,000.00		515,000.00	486,769.71	28,230.29			
879,163.31	1503.	Alberta Freight Bureau								
	1510.	Roads Maintenance Branch—								
		Administration	848,210.00		848,210.00	879,087.93	7,030.49			30,877.93 O/C 425/72
270,728.05	1511.	Ferries, Maintenance and Operation	271,000.00		271,000.00	263,969.51				
10,765,248.95	1512.	Primary and Secondary Highways								
		and Access Roads, Maintenance								
7,078,170.48	1513.	District Highways and Local Roads,	11,000,000.00		11,000,000.00	10,662,692.77	337,307.23			
250,000.00	1514.	Grants to Improvement Districts								
		District Highways and Local Roads,	7,875,000.00		7,875,000.00	7,165,218.76	709,781.24			
5,002,970.73	1515.	Grants to Special Areas	250,000.00		250,000.00					
		District Highways and Local Roads,								
		Grants to Municipal Districts								
		and Counties	5,000,000.00		5,000,000.00	5,025,092.59			25,092.59 O/C 643/72	
2,981,131.78	1516.	District Highways and Local Roads,								
		Special Contingencies	3,000,000.00		3,000,000.00	2,982,627.85	17,372.15			
475,347.65	1518.	District Highways and Local Roads,								
		Natural Resource Roads	500,000.00		500,000.00	475,347.65	24,652.35			
473,584.05	1519.	Grants to Towns and Villages for	600,000.00		600,000.00	484,120.05	115,879.95			
		the Improvement of Streets and Roads								
725,716.41	1530.	Bridges, Maintenance and	698,500.00		698,500.00	725,716.41				
		Replacement, Salaries								
320,030.09	1531.	Bridges, Maintenance and								
		Replacement, Primary Highways	350,000.00		350,000.00	320,683.48	29,316.52			27,216.41 O/C 425/72
2,220,727.06	1532.	Bridges, Maintenance and								
		Replacement, Municipal Districts,	2,200,000.00		2,200,000.00	2,198,689.32	1,310.68			
1,017,584.92	1533.	Improvement Districts and Counties								
		Bridge Approaches, Municipal								
		Districts, Improvement Districts and								
		Counties	500,000.00		500,000.00	1,016,230.72			516,230.72 O/C 1211/71	
700,023.50	1541.	Approach Roads	700,000.00		700,000.00	699,199.31	800.69			
1,265,954.27	1543.	Roads to Provincial Parks	1,200,000.00		1,200,000.00	1,259,830.40			59,830.40 O/C 1880/71	
4,510,800.18	1550.	Motor Vehicle Branch	5,110,160.00		5,110,160.00	4,661,827.38	448,332.62			
5,715,637.06	1551.	Grants to Cities for Transportation								
		Facilities	11,000,000.00	5,120,000.00	16,120,000.00	15,322,736.45	797,263.55			S.W. 94,714.72
		Equipment Branch, Administration	210,500.00		210,500.00	227,130.00				O/C 425/72
228,009.68	1552.									
		TOTAL: Income Account	\$ 51,859,600.00	\$ 5,120,000.00	\$ 56,979,600.00	\$ 55,137,690.04	\$ 1,841,909.96			(Net)
\$ 45,395,174.12										

\$ 45,399,174.12

CAPITAL ACCOUNT							
\$ 1,475,397.56	1581. Surveys and Property Branch	\$ 1,505,600.00	\$	1,505,600.00	\$	1,461,505.51	\$
8,042,718.36	1582. Secondary Roads, Construction	8,000,000.00		8,000,000.00		8,071,250.55	
5,235,391.99	1583. Bridge Construction	5,200,000.00		5,200,000.00		5,283,773.46	
38,504,911.46	1584. Primary Highways, Construction	38,300,000.00		38,300,000.00		38,563,177.40	
1,063,706.40	1585. Planning Branch	1,061,700.00		1,061,700.00		1,063,391.13	
49,978.34	1588. Wayside Campsites	50,000.00		50,000.00		49,978.34	
626,208.57	1592. Weigh Scales	500,000.00		500,000.00		649,709.54	
249,349.43	1596. (2682 part) Employment Program	300,000.00		300,000.00		249,349.43	
1,423,596.63	Special Warrant 56/71-72 (Priority Employment Program, Capital Works)						
\$ 56,671,060.79	TOTAL: Capital Account	\$ 55,417,300.00	\$	59,417,300.00	\$	57,425,893.05	\$
						1,991,406.95	
						(Net)	

Certified correct,

C. K. HUCKVALE, F.C.A.,  
Provincial Auditor

Apprn. 1503 transferred to Industry and Tourism Department under authority of Order-in-Council 1818/71.

Apprn. 1237 transferred from Attorney General's Department and included in Apprn. 1550 under authority of Order-in-Council 590/71.

Apprn. 1596 transferred from Public Works under authority of Order-in-Council 689/71.





GOVERNMENT OF THE PROVINCE OF ALBERTA  
HIGHWAYS AND TRANSPORT DEPARTMENT  
EXPENDITURE CLASSIFIED BY APPROPRIATIONS AND CHARACTER  
FOR THE YEAR ENDED MARCH 31, 1972  
INCOME ACCOUNT

Service	1501 Minister's Office	1502 General Administration	1510 Roads Maintenance Branch—Administration	1511 Ferries—Maintenance and Operation	1512 Primary and Secondary Highways and Access Roads—Maintenance	1513 District Highways and Local Roads—Grants to Improvement Districts	1514 District Highways and Local Roads—Grants to Special Areas	1515 District Highways and Local Roads—Grants to Municipal Districts and Counties	1516 District Highways and Local Roads—Special Contingencies	1518 District Highways and Local Roads—Natural Resource Roads	1519 Grants to Towns and Villages for the Improvement of Streets and Roads	1530 Bridges—Maintenance and Replacement— Salaries	1531 Bridges—Maintenance and Replacement— Primary Highways	1532 Bridges—Maintenance and Replacement— Municipal Districts, Improvement Districts and Counties	1533 Bridge Approaches— Municipal Districts, Improvement Districts and Counties	1541 Approach Roads	1543 Roads to Provincial Parks	1550 Motor Vehicle Branch	1551 Grants to cities for Transportation facilities	1552 Equipment Branch— Administration	Totals
Advertising .....	\$	\$	\$	\$	\$ 2,392.21	\$ 954.66	\$	\$	\$	\$	\$	\$	\$	\$ 127.62	\$	\$ 562.09	\$ 241.95	\$ 45,774.96	\$	\$	\$ 50,053.49
Automobiles, trucks and mobile equipment, purchase .....	4,187.33			1,156.14	109.46	318.06															5,770.99
Automobiles, trucks and mobile equipment, expenses .....				3,517.14	9,174.44	2,559.95			112.27				108.79	3,963.34			732.91	458.91			20,627.75
Compensation .....					2,651.53	38,164.20			16,565.00	1,050.00			517.46		3,699.80	14,259.20	1,095.00				78,002.19
Contracts and agreements .....				34,885.17	680,768.69	1,227,625.12		4,829.18	31,746.06				32,324.79	165,344.08	620,486.51	474,571.38	272,947.48	1,203.58			3,546,732.04
Easements and right of way .....				800.00		79,479.31							1,000.00		38,230.58	5,033.00	5,016.50				129,559.39
Entertainment expenses .....				215.40		572.85															788.25
Fees and commissions .....				823.11		3,083.48							919.60	12,553.00	2,494.04		188.45	504,367.18		175.70	524,978.56
Freight, express and cartage .....				417.51		5,595.45			756.94				705.94	12,236.64	244.72		7,446.16	16,164.61			52,122.47
Furnishings, equipment and tools .....		34,323.63			12,149.30	843.32			107.59				149.00	8,060.98				73,444.63			129,862.60
Grants, prizes .....					73,492.64		250,000.00	4,786,671.98	970,933.50	435,839.62	484,120.05								15,322,736.45		22,323,794.24
Insurance .....		375.00			827.50													3,119.89			4,322.39
Materials and supplies, administrative....	439.57	47,922.02	2,663.14	103.43	37,850.77	11,206.73		672.18	161.28				8,049.56	2,749.81	1,350.56	209.85	231.25	569,171.75			678,781.90
Materials and supplies, construction....				13,537.95	1,229,523.38	617,323.38		944.00	107,432.68	9,802.76			56,126.42	1,159,930.91	19,328.52	81,260.14	359,238.17				3,654,448.31
Miscellaneous expenses .....	5.50	82.11	185.94	93.98	339.94	120.05		50.08	176.53	15.01			33.10	14.99	328.74	343.25	6.39	142.31			1,937.92
Postage .....	483.83	6,974.67	1,895.24		5,111.17	347.76								130.22			107.66	251,727.51			266,778.06
Rentals .....		15,374.37		19,630.17	3,262,117.67	3,771,994.35		22,667.65	1,674,316.32	26,088.74			82,719.62	259,233.21	252,044.50	55,444.13	367,331.05	22,474.66			9,831,436.44
Repair and maintenance of furnishings, equipment and tools .....				198.31	13,678.30	823.74		567.45					385.30	2,376.27			154.26	5,298.15			23,481.78
Repair and maintenance of office machines .....		14,078.80			104.36													4,054.80			18,237.96
Salaries .....	22,274.78	351,599.30	868,304.76									725,716.41						2,764,612.65		221,802.19	4,954,310.09
Taxes .....					1,612.51																1,612.51
Telephone and telegraph .....	1,498.37	1,959.04	2,744.91	362.99	54,301.42	6,077.44		148.78					5,292.19	4,294.88	1,206.05	385.07	410.33	38,014.93	2,939.92		119,636.32
Travelling expenses of public servants....	1,810.37	5,965.86	3,293.94	5,006.95	76,396.27	78,475.32		19,068.06	18,790.43	125.21			9,266.99	31,828.80	18,015.58	16,615.58	32,212.55	250,680.11	2,000.44		569,552.46
Union .....		185.00			175.00													197.50			557.50
Unemployment insurance, government portion .....				1,826.95	34,549.56	8,624.31		976.57	988.53				522.67	2,694.25	313.56	207.43	1,618.91	862.77			53,185.51
Utilities .....				707.02	144,194.30	4,524.81							735.04	2,041.80			397.00				152,599.97
Wages .....		6,473.89		180,961.97	5,011,920.57	1,308,009.09		187,712.51	160,540.72	2,426.31			121,827.01	531,108.52	58,487.56	50,308.19	210,454.38	114,056.48		231.75	7,944,518.95
<b>TOTAL: Income Account .....</b>	<b>\$ 30,699.75</b>	<b>\$ 486,769.71</b>	<b>\$ 879,087.93</b>	<b>\$ 263,969.51</b>	<b>\$10,662,692.77</b>	<b>\$ 7,165,218.76</b>	<b>\$ 250,000.00</b>	<b>\$ 5,025,092.59</b>	<b>\$ 2,982,627.85</b>	<b>\$ 475,347.65</b>	<b>\$ 484,120.05</b>	<b>\$ 725,716.41</b>	<b>\$ 320,683.48</b>	<b>\$ 2,198,689.32</b>	<b>\$ 1,016,230.72</b>	<b>\$ 699,199.31</b>	<b>\$ 1,259,830.40</b>	<b>\$ 4,661,827.38</b>	<b>\$15,322,736.45</b>	<b>\$ 227,150.00</b>	<b>\$55,137,690.04</b>



## STATEMENT No. 92—Continued

## CAPITAL ACCOUNT

Service	1581 Survey and Branch	1582 Secondary Roads— Construction	1583 Bridges— Construction	1584 Primary Highway— Construction	1585 Planning Branch	1588 Wayside Campsites	1592 Weigh Scales	1596 Employment Program	S. W., 56, 1971-72 Priority Employment Program	Totals
Advertising .....	\$ .....	\$ 3,154.54	\$ 3,933.88	\$ 9,572.68	\$ .....	\$ .....	\$ 765.63	\$ .....	\$ 2,891.90	\$ 20,318.63
Automobiles, trucks and mobile equipment, purchase .....	.....	.....	3,410.20	.....	244.11	.....	.....	.....	.....	3,654.31
Automobiles, trucks and mobile equipment, expenses .....	403.09	998.42	1,416.71	13,017.14	1,320.70	.....	.....	833.07	419.24	18,408.37
Compensation .....	2,023.49	42,379.10	210.00	597,682.22	.....	1,946.00	1,162.60	543.00	300.00	646,246.41
Contracts and agreements .....	432.76	3,466,516.54	2,033,028.47	20,312,105.09	29,114.45	212.33	355,710.61	68,735.01	773,614.65	27,039,471.71
Easements .....	.....	29,493.96	70,399.65	1,579,378.44	5,646.72	6,705.00	14,710.61	1,140.00	.....	1,577,862.84
Freight .....	204,186.92	.....	12,777.57	69,378.44	.....	.....	1,074.48	.....	.....	351,752.52
Freight, express and carriage .....	1,961.84	18,804.56	74,148.89	24,731.50	242.10	.....	4,950.37	127.65	12,739.75	351,752.52
Furnishings, equipment and tools .....	23,516.94	.....	7,288.72	24,731.50	10,552.45	199.31	.....	.....	2,633.25	68,942.17
Grants, prizes .....	.....	185,809.34	.....	.....	.....	.....	.....	.....	.....	185,809.34
Insurance .....	207.64	.....	.....	.....	435.30	.....	.....	.....	.....	642.94
Materials and supplies, administrative .....	52,229.31	4,672.97	23,143.53	108,231.45	23,282.72	.....	125.30	.....	1,089.34	212,774.62
Materials and supplies, construction .....	26,900.25	1,539,645.96	2,495,389.73	8,192,052.27	1,970.24	4,899.96	142,265.93	13,822.89	361,304.50	12,778,251.71
Miscellaneous expenses .....	.....	653.72	1,713.43	8,072.20	1,133.79	178.96	192.79	108.56	237.13	1,659.82
Rent .....	3,665.38	.....	.....	.....	.....	.....	.....	.....	.....	3,665.38
Repairs .....	48,033.32	1,832,168.10	420,623.20	2,302,053.41	61,130.94	24,937.40	61,168.57	89,158.30	822,831.81	5,662,105.05
Repair and maintenance of furnishings, equipment and tools .....	4,100.61	569.46	7,257.81	15,286.80	13,033.98	.....	5,081.09	173.48	239.54	45,742.77
Repair and maintenance of office machines .....	145.35	.....	112.43	593.10	.....	.....	.....	.....	.....	850.88
Salaries .....	836,451.22	.....	.....	894,392.43	703,432.23	.....	.....	.....	.....	2,394,255.88
Taxes .....	4,354.10	3,419.39	10,248.67	34,884.95	4,699.95	.....	391.08	.....	960.73	58,958.85
Telephone and telegraph transmissions, other .....	.....	.....	.....	.....	.....	.....	.....	.....	.....	.....
Travelling expenses of public servants .....	130,167.00	179.52	63,736.71	753,514.08	78,643.12	472.23	10,195.13	3,629.73	43,152.22	43,331.74
Travelling expenses of public servants .....	1,098.75	199,488.63	.....	709.45	712.85	.....	.....	.....	.....	1,239,846.63
Tuition .....	.....	.....	372.03	.....	.....	.....	.....	.....	.....	2,893.08
Unemployment insurance, government portion .....	1,141.47	4,967.49	3,795.62	16,724.20	846.72	.....	357.62	409.66	1,479.07	27,721.85
Utilities .....	120,010.61	724,333.95	42,426.15	3,118,695.84	124,747.20	10,437.15	52,135.44	326.15	823.66	4,443.17
Wages .....	.....	.....	.....	.....	.....	.....	.....	70,342.13	214,737.11	4,859,615.36
TOTAL: Capital Account .....	\$ 1,461,505.51	\$ 8,071,250.55	\$ 5,585,273.40	\$38,094,743.78	\$ 1,063,391.13	\$ 49,978.34	\$ 649,709.54	\$ 249,349.43	\$ 2,240,691.37	\$57,425,893.05

GOVERNMENT OF THE PROVINCE OF ALBERTA  
HIGHWAYS AND TRANSPORT DEPARTMENT  
CASH COLLECTED ON INCOME AND CAPITAL ACCOUNTS  
FOR THE YEAR ENDED MARCH 31, 1972  
INCOME ACCOUNT

	Actual	Estimates	In Excess of Estimates	Less than Estimates
Government of Canada:				
Relocation of highway No. 2	\$ 2,000,000.00	\$ 1,000,000.00	\$1,000,000.00	\$
Miscellaneous	8,754.53	17,500.00		8,745.47
Motor vehicle branch:				
Buses, mileage tax	331,320.25	300,000.00	31,320.25	
Central registry fees	180,046.20	165,000.00	15,046.20	
Commercial vehicle fees	12,763,689.05	12,831,000.00		67,310.95
Dealers' license fees	61,724.00	62,000.00		276.00
Driver abstract fees	387,496.20	320,000.00	67,496.20	
Duplicate operators' license fees	44,908.00	42,000.00	2,908.00	
Miscellaneous	156,112.89	132,000.00	24,112.89	
Operators' license fees	1,152,724.00	1,206,000.00		53,276.00
Passenger vehicle fees	11,266,962.68	11,340,000.00		73,037.32
Permit fees	1,038,990.88	945,000.00	93,990.88	
Snow vehicle fees	36,233.50	25,000.00	11,233.50	
Reimbursement re administration of improvement districts	147,400.00	115,000.00	32,400.00	
Reimbursement of salaries	1,366.54		1,366.54	
Rental of equipment	2,939.06		2,939.06	
Rents	2,200.72		2,200.72	
Sale of material	2,109.40	1,000.00	1,109.40	
Sale of material, bridges	2,127.99		2,127.99	
Snow plowing	25,320.71		25,320.71	
Surveys branch:				
Road allowance leases	16,285.68	5,000.00	11,285.68	
TOTAL: Income Account	\$29,628,712.28	\$28,506,500.00	\$1,122,212.28	\$ (Net)

CAPITAL ACCOUNT

Board of Transport Commissioners for Canada re:				
Grade crossings	\$	\$ 500,000.00	\$	\$ 500,000.00
Government of Canada re:				
Trans-Canada highway	877,519.15		877,519.15	
Sale of materials, etc.:				
Bridges	24,192.14	5,000.00	19,192.14	
Ferries		500.00		500.00
Highways	4,470.01	10,000.00		5,529.99
Surveys and compensation for lands	25,538.47	7,500.00	18,038.47	
TOTAL: Capital Account	\$ 931,719.77	\$ 523,000.00	\$ 408,719.77	\$ (Net)

Certified correct,

C. K. HUCKVALE, F.C.A.,  
Provincial Auditor

STATEMENT No. 94

GOVERNMENT OF THE PROVINCE OF ALBERTA  
HIGHWAYS STOCK ADVANCE  
BALANCE SHEET AS AT MARCH 31, 1972

## ASSETS

Accounts receivable .....	\$ 2,378,704.79
Materials and supplies on hand, at cost .....	4,352,649.55
Land held for resale, at cost less recoveries from sales and rentals .....	1,652,803.16
Prepaid expenses .....	76,236.06
Equipment, at cost less accumulated depreciation .....	5,499,590.66
Deficit:	
Deficit as at March 31, 1971 .....	\$ 391,707.97
Deduct: Adjustments applicable to previous years .....	1,830.35
	<u>\$ 389,877.62</u>
Deduct: Net profit for the year ended March 31, 1972 .....	216,314.45
	<u>173,563.17</u>
	<u>\$ 14,133,547.39</u>

## LIABILITIES

Accounts payable .....	\$ 955,990.92
Provincial Treasurer's advance:	
As at March 31, 1971 .....	\$ 11,668,045.86
Increase during the year ended March 31, 1972 .....	1,509,510.61
	<u>13,177,556.47</u>
	<u>\$ 14,133,547.39</u>

Edmonton, Alberta, August 14, 1972

I have examined the Balance Sheet of the Highways Stock Advance as at March 31, 1972, and the Statement of Operations for the year then ended. My examination included a general review of the accounting procedures and such tests of accounting records and other supporting evidence as I considered necessary in the circumstances.

In my opinion these financial statements present fairly the financial position of the Advance as at March 31, 1972, and the results of its operations for the year then ended in accordance with generally accepted accounting principles applied on a basis consistent with that of the preceding year.

C. K. HUCKVALE, F.C.A.,  
Provincial Auditor



GOVERNMENT OF THE PROVINCE OF ALBERTA  
HIGHWAYS STOCK ADVANCE  
STATEMENT OF OPERATIONS  
FOR THE YEAR ENDED MARCH 31, 1972

Profit arising from operation of equipment:			
Rentals .....	\$	6,327,604.58	
Profit on disposal of equipment, net .....		159,579.62	
		<u>6,487,184.20</u>	
Less: Maintenance .....	\$	4,508,739.20	
Depreciation .....		1,633,724.10	
		<u>6,142,463.30</u>	
			\$ 344,720.90
Loss on material and shop sales:			
Cost of sales and shop expense .....	\$	10,553,230.11	
Less: Material and shop sales .....		10,428,964.39	
			<u>124,265.72</u>
			\$ 220,455.18
Deduct: General expense .....			<u>4,140.73</u>
Net profit for the year ended March 31, 1972 .....			<u>\$ 216,314.45</u>



STATEMENT No. 96

## GOVERNMENT OF THE PROVINCE OF ALBERTA

## EXPENDITURE ON MAINTENANCE AND CONSTRUCTION OF BRIDGES

FOR THE YEAR ENDED MARCH 31, 1972

## MAINTENANCE

District	Total	District	Total
County 1 .....	\$ 684,252.05	Improvement District 8 .....	\$ 32,667.39
" 2 .....	26,673.51	" 10 .....	45,107.87
" 3 .....	41,193.26	" 14 .....	83,426.67
" 4 .....	25,657.30	" 15 .....	37,982.50
" 5 .....	46,660.19	" 16 .....	33,695.50
" 6 .....	10,851.80	" 17 .....	62,988.59
" 7 .....	24,615.13	" 18 .....	42,337.59
" 8 .....	47,803.10	" 19 .....	14,224.96
" 9 .....	29,487.91	" 20 .....	26,607.16
" 10 .....	23,765.92	" 21 .....	14,788.97
" 11 .....	48,258.39	" 22 .....	234,540.96
" 12 .....	86,162.29	" 23 .....	6,931.56
" 13 .....	5,189.24	Municipal District 6 .....	32,453.98
" 14 .....	77,811.31	" 9 .....	27,814.03
" 16 .....	57,941.80	" 14 .....	4,260.95
" 17 .....	44,041.75	" 26 .....	37,988.88
" 18 .....	60,021.47	" 31 .....	50,474.72
" 19 .....	34,317.51	" 34 .....	19,249.92
" 20 .....	45,451.12	" 44 .....	106,070.71
" 21 .....	32,883.13	" 47 .....	9,500.17
" 22 .....	21,803.61	" 48 .....	42,003.90
" 23 .....	47,695.02	" 52 .....	34,425.30
" 24 .....	13,002.92	" 61 .....	9,349.81
" 25 .....	53,711.08	" 87 .....	32,262.97
" 26 .....	12,078.66	" 90 .....	5,394.83
" 27 .....	11,040.24	" 92 .....	46,219.33
" 28 .....	42,303.40	" 130 .....	15,609.88
" 29 .....	41,520.63	" 133 .....	11,713.99
" 30 .....	159,510.07	" 135 .....	12,301.26
" 31 .....	85,316.46	" 136 .....	1,428.01
Improvement District 1 .....	63,500.55	Special Areas .....	158,025.00
" 2 .....	1,025.29	General (including salaries) .....	905,671.96
" 5 .....	6,381.27		
" 6 .....	25,757.38		
" 7 .....	26,115.85		
			\$ 4,261,319.93

## CONSTRUCTION

District	Total	District	Total
County 1 .....	\$ 999,430.81	Improvement District 15 .....	\$ 43,669.21
" 3 .....	1,254.60	" 16 .....	63,042.69
" 4 .....	5,928.62	" 17 .....	675,563.14
" 5 .....	59,347.79	" 18 .....	28,679.05
" 10 .....	87,562.24	" 20 .....	141,913.66
" 11 .....	15,845.51	" 22 .....	50,723.24
" 12 .....	128,937.73	" 23 .....	607,816.43
" 13 .....	428,922.17	Municipal District 6 .....	7.50
" 14 .....	28,763.05	" 9 .....	66.47
" 17 .....	77,551.93	" 26 .....	8,134.38
" 20 .....	366,469.65	" 31 .....	369.76
" 21 .....	3,126.06	" 44 .....	169,301.49
" 22 .....	31,016.55	" 48 .....	114,452.14
" 23 .....	10,237.22	" 52 .....	34,102.41
" 24 .....	12,278.26	" 90 .....	222,670.82
" 25 .....	19,268.79	" 92 .....	52,017.50
" 26 .....	142.88	" 133 .....	65,450.27
" 28 .....	72,936.95	" 135 .....	28,373.59
" 30 .....	7,943.33	" 136 .....	4,563.16
" 31 .....	392,797.72	Special Areas .....	89,405.74
Improvement District 5 .....	21,773.22	General .....	155,020.66
" 7 .....	2,907.30		
" 8 .....	71,722.74		
" 10 .....	860,239.32		
" 14 .....	376,391.57		
			\$ 6,638,139.32

(Continued on Page 180)

STATEMENT No. 96—Continued

SUMMARY

Maintenance .....		\$ 4,261,319.93	
Construction .....		6,638,139.32	
			\$ 10,899,459.25
<hr/>			
Income Account:			
Appropriation 1530 .....		\$ 725,716.41	
" 1531 .....		320,683.48	
" 1532 .....		2,198,689.32	
" 1533 .....		1,016,230.72	
			\$ 4,261,319.93
<hr/>			
Capital Account:			
Appropriation 1583 .....		\$ 5,585,273.40	
" 1483 (part) .....		435,000.65	
Special Warrant 56/71-72 (part) .....		617,865.27	
			6,638,139.32
			\$ 10,899,459.25

STATEMENT No. 97

GOVERNMENT OF THE PROVINCE OF ALBERTA  
GRANTS FOR DISTRICT HIGHWAYS AND LOCAL ROADS  
FOR THE YEAR ENDED MARCH 31, 1972

District		Total	District		Total
County	1	\$ 204,888.95	Improvement	District 11	\$ 4,386.58
"	2	162,285.63	"	14	721,499.79
"	3	164,769.20	"	15	130,524.63
"	4	138,408.96	"	16	561,324.48
"	5	191,508.36	"	17	759,024.37
"	6	221,121.24	"	18	701,539.64
"	7	113,759.75	"	19	145,835.32
"	8	153,012.08	"	20	490,945.98
"	9	247,005.88	"	21	304,517.70
"	10	119,251.41	"	22	212,658.18
"	11	176,442.99	"	23	146,511.90
"	12	680,503.11	Municipal	District 6	83,888.67
"	13	92,736.15	"	9	81,117.17
"	14	109,532.90	"	14	152,843.35
"	16	149,108.91	"	26	143,452.51
"	17	164,488.67	"	31	175,476.67
"	18	102,895.67	"	34	51,531.58
"	19	202,791.26	"	44	131,216.11
"	20	71,670.60	"	47	156,253.96
"	21	193,192.11	"	48	282,595.02
"	22	176,251.91	"	52	142,261.19
"	23	215,745.75	"	61	202,770.54
"	24	373,493.30	"	87	248,397.81
"	25	507,332.56	"	90	220,993.91
"	26	94,255.67	"	92	228,498.39
"	27	236,220.80	"	130	102,006.27
"	28	123,549.93	"	133	79,252.01
"	29	121,821.57	"	135	31,806.66
"	30	124,341.36	"	136	37,634.87
"	31	177,214.55	Indian Reserves		236,276.99
Improvement	District 1	339,349.44	Special Areas		278,352.67
"	2	54,445.07	Special Projects		3,288,123.82
"	5	39,714.72	Roads to Provincial Parks		1,259,830.40
"	6	95,524.95	General		4,461.66
"	7	116,208.51			
"	8	16,885.26			
"	10	902,273.61			
					\$ 19,171,813.59

## SUMMARY

Appropriation	1513	\$ 7,165,218.76
"	1514	250,000.00
"	1515	5,025,092.59
"	1516	2,982,627.85
"	1518	475,347.65
"	1543	1,259,830.40
"	1596	249,349.43
"	1483 (part)	1,764,346.91
		<u>\$ 19,171,813.59</u>

GOVERNMENT OF THE PROVINCE OF ALBERTA  
EXPENDITURE ON MAINTENANCE AND CONSTRUCTION OF MAIN AND  
SECONDARY HIGHWAYS

FOR THE YEAR ENDED MARCH 31, 1972

Highway No.		Highway No.	
	MAINTENANCE:		MAINTENANCE—Continued:
1	Saskatchewan boundary to	15	No. 16 Highway to Mundare \$ 1,540.31
	Bassano .....\$ 151,203.28	15	Mundare to Edmonton ..... 83,863.85
1	Bassano to Banff Park	16	Lloydminster to Chipman
	boundary ..... 451,858.71		Corner ..... 152,213.02
1A	No. 1 Highway to Spy Hill ... 1,628.69	16	Chipman Corner to No. 30
2	Carway to Nanton ..... 118,381.84		Highway ..... 246,745.10
2	Nanton to Carstairs ..... 154,929.36	16	No. 16 Highway to Evansburg
2	No. 2 Highway to Carstairs ... 2,946.49	16	No. 30 Highway to Jasper
2	Carstairs to Hobbema		Park boundary ..... 300,972.18
	interchange ..... 241,298.23	17	Lloydminster North and South
2	No. 2 Highway to Didsbury ... 2,031.10	17	No. 17 Highway to Chauvin ... 1,601.57
2	Hobbema interchange to Legal ... 267,520.38	18	No. 2 Highway to Swan Hills
2	Legal to Jousard ..... 406,340.52	20	Bentley to Sylvan Lake ..... 20,450.73
2	No. 2 Highway to Rochester ... 2,058.51	21	No. 1 Highway to Three
2	No. 2 Highway to Colinton ... 2,700.08		Hills Creek ..... 33,287.95
2	Jousard to Dunvegan ..... 384,529.75	21	No. 21 Highway to Rockyford
2	Dunvegan to B.C. boundary ... 167,992.25	21	No. 21 Highway to Carbon ... 4,640.85
2	No. 2 Highway to Woking ... 1,702.33	21	Three Hills Creek to No. 53
2	No. 2 Highway to Sexsmith ... 2,138.47		Highway ..... 62,431.73
2A	Stavelly to Parkland to	21	No. 53 Highway to New
	No. 2 Highway ..... 1,471.18		Sarepta ..... 47,006.93
2A	High River to De Winton ... 39,434.85	21	New Sarepta to No. 14
2A	Crossfield to Carstairs ... 20,908.27		Highway ..... 30,604.64
2A	Carstairs to Hobbema ..... 84,613.59	22	No. 22 Highway to Turner
2A	Hobbema to No. 2 Highway ... 33,912.50		Valley ..... 29,430.99
2A	Calgary north to No. 2	22	No. 1 Highway to Cochrane ... 5,756.26
	Highway ..... 3,001.45	23	No. 3 Highway to Carmangay
2A	Triangle to Donnelly ..... 83,869.51	23	Carmangay to High River ... 63,399.35
2A	No. 2 Highway to Grimshaw ... 5,061.67	24	No. 23 Highway to No. 1
3	Medicine Hat to Grassy Lake ... 48,669.90		Highway ..... 40,490.44
3	Grassy Lake to B.C. boundary ... 287,595.20	25	No. 3 Highway to Enchant ... 35,367.20
4	Lethbridge to Coutts ..... 82,727.41	27	Morrin to Sundre ..... 56,542.72
5	Lethbridge to Waterton	28	Edmonton to Redwater ... 75,020.04
	Park boundary ..... 81,321.33	28	Redwater to Waskatenau ... 25,814.59
6	Pincher Station to Waterton	28	Waskatenau to Cold Lake ... 173,666.83
	Park boundary ..... 54,367.72	28	No. 28 Highway to Smoky
7	No. 2A Highway to Longview ... 43,199.64		Lake ..... 1,491.06
9	Saskatchewan border to	28	No. 28 Highway to Bonnyville
	Drumheller ..... 103,620.27		Beach ..... 1,008.61
9	Drumheller to No. 1 Highway ... 96,393.29	28	Beaver Crossing to
9	No. 9 Highway to Beiseker ... 1,388.75		Saskatchewan boundary ..... 11,830.07
10	Drumheller to East Coulee ... 29,417.74	28A	No. 28 Highway to Namao ... 5,987.95
11	Red Deer to Banff Park	28A	Ashmont to No. 28 Highway ... 25,569.73
	boundary ..... 226,863.44	28A	No. 28A Highway to Mallaig ... 1,544.49
11	No. 11 Highway to Eckville ... 1,592.34	28A	No. 28A Highway to Glendon ... 4,415.08
12	Saskatchewan border to	29	No. 16 Highway to Edmonton
	Stettler ..... 91,938.99		Beach ..... 5,588.74
12	Stettler to Hoadley ..... 92,038.71	30	No. 16 Highway to Kapasiwin
12	Hoadley to Alsike ..... 31,325.12		Beach ..... 7,137.52
13	Saskatchewan boundary to	31	No. 16 Highway to Seba Beach ... 5,896.45
	Bittern Lake ..... 152,977.51	32	No. 16 Highway to McLeod
13	No. 13 Highway to Cadogan ... 2,632.95		River ..... 32,463.38
13	No. 13 Highway to Metiskow ... 1,107.55	33	No. 43 Highway to Alberta
13	Bittern Lake to Wetaskiwin ... 23,905.44		Beach ..... 9,382.78
13	Wetaskiwin to No. 12	34	No. 2 Highway to Valleyview
	Highway ..... 44,474.76	35	Grimshaw to North
14	Saskatchewan boundary to		Provincial boundary ..... 594,435.44
	Lindbrook ..... 169,534.81	36	Warner to Bow River ..... 46,552.04
14	No. 14 Highway to Edgerton ... 2,390.60	36	Bow River to Red Deer River ... 35,998.67
14	Lindbrook to Edmonton ..... 105,169.96	36	No. 36 Highway to Rainier ... 1,424.84

(Continued on Page 183)

## STATEMENT No. 98—Continued

Highway No.		Highway No.	
	MAINTENANCE—Continued:		MAINTENANCE—Continued:
36	Red Deer River to Garden Plain .....	63	No. 46 Highway to Fort McMurray .....
	\$ 59,886.85		\$ 281,273.73
36	Garden Plain to Battle River .....		City of Edmonton .....
	21,930.33		26,995.00
36	Battle River to North Saskatchewan River .....	" "	Calgary .....
	151,672.83	" "	26,930.00
36	No. 36 Highway to Galahad .....	" "	Lethbridge .....
	3,797.88	" "	7,625.00
36	North Saskatchewan River to Lac La Biche .....	" "	Medicine Hat .....
	82,341.07	" "	3,150.00
37	No. 15 Highway to Gibbons .....	" "	Red Deer .....
	24,035.05	" "	1,965.00
39	Leduc to No. 12 Highway .....	" "	Drumheller .....
	83,910.22	" "	1,405.00
40	Immigrant Gap to No. 2 Highway .....	" "	Grande Prairie .....
	7,887.08	" "	1,340.00
41	No. 1 Highway to Red Deer River .....	" "	Camrose .....
	55,497.96	" "	1,015.00
41	No. 41 Highway to Empress .....	" "	Lloydminster .....
	2,234.85	" "	1,010.00
41	Red Deer River to New Brigden .....	" "	Wetaskiwin .....
	45,693.85		975.00
41	Czar to North Saskatchewan River .....		Campsites .....
	79,599.11		513,685.97
41	North Saskatchewan River to No. 28 Highway .....		Weight scales .....
	10,591.36		72,964.82
42	No. 21 Highway to Penhold .....		General .....
	16,153.38		270,785.76
43	No. 16 Highway to Two Creeks .....		\$ 10,662,692.77
	188,949.79		CONSTRUCTION:
43	Two Creeks to Valleyview .....		Main highways:
44	Westlock to No. 2 Highway .....	1	No. 9 Highway to Calgary .....
	67,872.32		\$ 695,526.14
44	No. 44 Highway to Dapp .....	1	Calgary to Banff Park boundary .....
	22,427.95		1,041,158.93
45	Saskatchewan border to Andrew .....	2	High River to Okotoks .....
	154,740.76		44,956.00
45	No. 45 Highway to Dewberry .....	2	Calgary to Olds .....
	1,250.48		2,043,318.60
45	No. 45 Highway to Clondonald .....	2	Interchange at Penhold .....
	4,098.50		3,521.74
45	Andrew to No. 15 Highway .....	2	Interchange at Blackfalds .....
	57,380.57		1,142.70
46	No. 28 Highway to Grassland .....	2	Leduc to Edmonton .....
	60,264.74		171,773.09
46	No. 46 Highway to Thorhold .....	2	Town of Morinville .....
	5,089.05		20,784.74
46	Grassland to Lac La Biche .....	2	Athabasca to Slave Lake .....
	93,620.92		542,261.31
47	No. 16 Highway to Cadomin .....	2	Slave Lake to High Prairie .....
	86,083.43		1,902,225.44
47	Foothills to Coalspur .....	2	No. 2 Highway to Widewater .....
	7,239.27		39,396.89
48	Wildhorse to Irvine .....	2	No. 2 Highway to Canyon Creek .....
	54,064.37		17,620.01
49	Donnelly to Watino .....	2	No. 2 Highway to Kinuso .....
	20,314.81		2,963.18
49	Watino to B.C. boundary .....	2	No. 2 Highway to Jousard .....
	87,952.07		50,599.79
49	No. 49 Highway to Tangent .....	2	Triangle to McLennan .....
	2,181.57		41,235.84
49	No. 49 Highway to Eaglesham .....	2	Nampa to Peace River bridge .....
	2,188.99		118,309.50
50	Mirror to Tees .....	2	Grimshaw to Berwyn .....
	11,307.02		847,610.05
51	Bentley to Gilby .....	2	Intersection at Fairview .....
	13,865.54		4,416.23
52	Craddock to Welling .....	2	Drainage correction at Rycroft .....
	12,674.01		5,260.57
53	No. 21 Highway to No. 12 Highway .....	2	Beaverlodge to B.C. boundary .....
	34,453.15		30,223.65
54	Innisfail to Clearwater River .....	3	Seven Persons to Grassy Lake .....
	47,263.08		29,902.14
54	No. 54 Highway to Dickson .....	3	Lethbridge to Monarch .....
	1,969.72		12,989.28
55	Bremner to Fort Saskatchewan .....	3	Burmis to B.C. boundary .....
	21,465.81		72,217.28
56	No. 9 Highway to Stettler .....	5	Magrath to Lethbridge .....
	26,315.24		47,343.65
56	No. 56 Highway to Morrin .....	7	Black Diamond to Longview .....
	2,154.58		39,238.24
57	No. 39 Highway to Buck Lake Creek .....	11	No. 2 Highway to Rocky Mountain House .....
	22,174.41		4,220.14
57	Buck Lake Creek to Entwistle .....	11	No. 11 Highway to Benalto .....
	48,150.15		76,017.65
58	Rainbow Lake to Wood Buffalo Park .....	11	Rocky Mountain House to Horburg .....
	195,252.51		762,584.06
58A	No. 58 Highway to Fort Vermilion .....	11	Horburg to Nordegg .....
	21,442.36		537,227.37
59	No. 2 Highway to Sexsmith .....	11	Big Horn River to Windy Point .....
	92,190.98		1,180,558.23
60	No. 16 Highway to No. 39 Highway .....	12	Saskatchewan boundary to Monitor .....
	28,523.07		72,623.38
61	Manyberries to Skiff .....	12	Rimbey to Hoadley .....
	22,611.84		256,101.49
61	Skiff to No. 4 Highway .....	12	No. 12 Highway to Bluffton .....
	22,407.17		58,010.64
62	Magrath to Del Bonita .....	12	Norburg to Alsike .....
	29,285.63		635,287.26
		13	Camrose to Ervick .....
			29,403.49
		14	Saskatchewan boundary to Chauvin .....
			363,030.26
		14	Cooking Lake to No. 21 Highway .....
			22,733.30
		14	No. 21 Highway to Salisbury interchange .....
			2,558,855.00

(Continued on Page 184)



## STATEMENT No. 98—Continued

Highway  
No.

## CONSTRUCTION—Continued:

14	No. 14 Highway to Sherwood Park .....	\$ 200,000.00
15	Mundare to Chipman .....	17,471.07
15	No. 37 Highway to Edmonton .....	1,691,641.87
16	Kitscoty to Claysmore .....	1,791,943.58
16	Mundare to Elk Island Park .....	322,919.19
16	Elk Island Park to Edmonton .....	1,074,648.74
16	Edmonton to Winterburn .....	979,645.94
16	Interchange at No. 60 Highway .....	7,116.89
16	Lake Eden to Carvel Corner .....	62,352.96
16	Interchange at Stony Plain .....	4,277.48
16	Chip Lake to Carrot Creek .....	573,092.86
17	No. 17 Highway to Chauvin .....	2,030.46
18	Camp Creek to Fort Assiniboine .....	418,086.13
18	No. 18 Highway to Fort Assiniboine .....	13,903.76
18	Fort Assiniboine to Swan Hills .....	24,255.31
20	Bentley to Sylvan Lake .....	134,207.33
21	Strathmore to No. 9 Highway .....	87,247.64
22	Turner Valley to Priddis .....	264,466.06
22	No. 1 Highway to No. 1A Highway .....	244,097.54
23	No. 23 Highway to Carmangay .....	61,230.91
24	No. 23 Highway to No. 1 Highway .....	116,952.93
25	Picture Butte to Turin .....	347,545.10
25	Turin to Enchant .....	51,312.31
27	Morrin to No. 21 Highway .....	388,899.73
27	No. 21 Highway to Torrington .....	529,948.76
27	Curve revisions west of Olds .....	128,374.02
27	Town of Sundre .....	7,236.66
28	Gibbons to Redwater .....	36,877.39
28	Curve revision at Cold Lake .....	23,633.04
28	No. 41 Highway to Rife .....	535,021.79
28	Beaver Crossing to Saskatchewan boundary .....	30,428.49
31	Sidewalks at Seba .....	14,133.61
34	New Fish Creek to Valleyview .....	90,445.95
34	Valleyview to Sturgeon Heights .....	56,630.23
34	Debolt to Smoky River .....	9,353.16
34	Smoky River to Bezanson .....	3,464.64
35	Manning to Hotchkiss .....	110,158.18
35	Hotchkiss to Slims Creek .....	883,478.76
35	Twin Creek to Kemp Creek .....	791,104.92
35	Kemp Creek to Paddle Prairie .....	354,765.98
35	Metis settlement to Melito Creek .....	260,272.17
35	Melito Creek to High Level .....	217,185.77
36	Warner to No. 61 Highway .....	189,587.47
36	No. 61 Highway to Taber .....	67,852.92
36	No. 36 Highway to Scandia .....	921.25
36	No. 36 Highway to Rainier .....	3,152.33
36	No. 1 Highway to No. 13 Highway .....	344,646.25
36	No. 36 Highway to Duchess .....	1,443.75
36	No. 9 Highway to Killam .....	304,308.52
37	Gibbons to No. 28 Highway .....	19,420.41
41	No. 41 Highway to Schular .....	8,419.09
41	No. 12 Highway to Czar .....	277,486.54
41	Czar to Wainwright .....	47,218.78
41	Wainwright to No. 16 Highway .....	125,960.64
43	No. 16 Highway to Onoway .....	20,005.01
43	Sangudo to Green Court .....	35,459.64

Highway  
No.

## CONSTRUCTION—Continued:

43	No. 43 Highway to Blue Ridge .....	\$ 156,797.62
45	Morcambe to Two Hills .....	151,846.25
45	Two Hills to Andrew .....	642,337.41
45	No. 45 Highway to Andrew .....	9,647.66
45	Andrew to St. Michael corner .....	174,755.37
46	Abee to Grassland .....	59,551.83
46	Boyle to No. 63 Highway .....	835,538.92
46	Plamondon to Lac La Biche .....	353,470.66
47	Erith to Weald .....	546,647.90
47	Weald to Robb .....	55,494.88
48	Lodge Creek to Elkwater .....	382,859.78
49	Belloy to Rycroft .....	20,199.03
49	Blueberry Corner to Gordondale .....	26,125.45
49	Gordondale to B.C. boundary .....	292.74
53	No. 21 Highway to Watרגlen .....	37,163.75
53	Watרגlen to Ponoka .....	280,455.56
53	Ponoka revision .....	363,374.46
54	Spruceview to Clearwater River .....	189,618.01
58	Fort Vermilion to the Peace River .....	186,388.86
58	High Level to Rainbow Lake .....	6,081.62
59	No. 2 Highway to La Glace .....	38,452.93
60	No. 39 Highway to Devon .....	153,649.79
61	No. 4 Highway to Wrentham .....	223,954.56
63	No. 46 Highway to Amesbury .....	1,181,480.93
63	Horse River to Mariana Lake .....	423,542.63
63	Hangingsstone River to Athabasca River .....	662,597.51

## Secondary highways:

501	Kimball to No. 2 Highway .....	176,438.70
505	Watרגlen River to Watרגlen River Dam .....	185,664.06
519	Granum to Picture Butte .....	361,517.32
534	West of Vulcan .....	373,924.76
553	Priddis to Bragg Creek .....	3,240.05
561	West of Hussar .....	217,179.56
567	Airdrie to Airdrie interchange .....	5,368.59
572	Beiseker to Crossfield .....	321,681.30
606	West of Rimbey .....	10,475.18
612	Winfield to Buck Lake .....	324,771.35
632	118 Ave. Edmonton to S.W. 17-53-26-4 .....	109,731.67
637	East of Lamont .....	8,261.03
656	Thorhild to Clyde .....	292,687.60
659	East of Bonnyville .....	19,827.66
662	Helina to Sand River .....	54,473.21
663	Lac La Biche to Caslan .....	223,116.71
664	N.E. 22-66-20-4 to N.W. 23-66-21-4 .....	9,040.62
682	West of Fairview .....	97,103.07
684	No. 2 Highway to Peace River Correctional Institute .....	328,375.04
748	Town of Edson .....	5,626.41
752	West of Strachan .....	24,825.09
766	Rimbey to Eckville .....	239,096.44
771	No. 53 Highway to Rimbey Gas Plant .....	14,665.27
794	South of Villeneuve .....	130,441.30
811	North of Fort Macleod .....	97,702.79
817	North of Strathmore .....	153,683.81
855	Pakan Bridge North and South .....	177,752.91
855	South of Heisler .....	213,841.95
872	North of Coronation .....	273,528.85
875	North of Rolling Hills .....	336,294.55



## STATEMENT No. 98—Continued

Highway No.	CONSTRUCTION—Continued:	Highway No.	CONSTRUCTION—Continued:
877	Village of Grassy Lake .....\$ 8,670.22	953	West of Forestburg .....\$ 168,344.74
879	North of Foremost ..... 282,738.02	956	Hussar to Rosedale ..... 61,936.37
881	North of St. Paul ..... 409,559.08	964	South of Gage ..... 243,447.35
884	South of Youngstown ..... 226,232.33		Traffic control and
887	South of Seven Persons ..... 150,786.55		miscellaneous construction ..... 2,039,724.97
890	North of Bonnyville ..... 155,282.98		Highway planning ..... 1,067,934.81
922	South of Cremona ..... 455,548.57		Highway signs ..... 20,581.87
922	South of Longview ..... 24,687.57		General and administration ..... 2,199,274.73
926	East of Camrose ..... 265,664.40		
933	Gunn to Barrhead ..... 504,163.95		\$ 49,511,410.87
947	Shiningbank to Whitecourt ..... 483,780.23		

## SUMMARY

Income Account:		
Appropriation 1512		\$ 10,662,692.77
Capital Account:		
Appropriation 1541 (income contribution to capital)	\$ 699,199.31	
" 1582	8,071,250.55	
" 1584	38,054,743.78	
" 1585	1,063,391.13	
Special Warrant 56/71-72 (part)	1,622,826.10	
		49,511,410.87
		\$ 60,174,103.64

## GOVERNMENT OF THE PROVINCE OF ALBERTA

## EXPENDITURE ON OPERATION AND MAINTENANCE OF FERRIES

FOR THE YEAR ENDED MARCH 31, 1972

Location	River	Total
Finnegan .....	Red Deer .....	\$ 6,705.52
North of Jenner .....	Red Deer .....	7,759.39
South of Rolling Hills .....	Bow .....	14,545.97
Dorothy .....	Red Deer .....	5,240.90
South of Crowfoot .....	Bow .....	8,579.67
North of Lloydminster .....	North Saskatchewan .....	14,738.16
West of Munson .....	Red Deer .....	11,073.18
Blue Ridge .....	Athabasca .....	40,710.49
Rosevear .....	McLeod .....	14,569.88
Klondyke Crossing .....	Athabasca .....	16,688.93
La Crete .....	Peace .....	42,834.82
Fort Vermilion .....	Peace .....	45,989.43
Berrymoor .....	North Saskatchewan .....	16,767.10
Pakan .....	North Saskatchewan .....	17,445.49
Ferries .....	General .....	320.58
Income Account—Appropriation 1511 .....		\$ 263,969.51

STATEMENT No. 100

GOVERNMENT OF THE PROVINCE OF ALBERTA  
INDUSTRY AND TOURISM DEPARTMENT  
STATEMENT OF LEGISLATIVE AND EXECUTIVE APPROPRIATIONS, EXPENDITURES AND UNEXPENDED BALANCES  
FOR THE YEAR ENDED MARCH 31, 1972

Payments for the year ended March 31, 1972	No. of Apprn.	Service	APPROPRIATIONS					Over- expended	Remarks	
			Legislative	Executive	Total	Expended	Unexpended			
INCOME ACCOUNT										
			\$	\$	\$	\$	\$	\$		
29,743.61	1601.	Minister's Office	28,930.00	.....	28,930.00	34,642.55	.....	5,712.55	O/C 269 & 687/72	
269,021.14	1602.	General Administration	119,000.00	.....	119,000.00	273,788.12	.....	154,788.12	O/C 851/71	
341,873.81	1604.	Bureau of Statistics	239,880.00	.....	239,880.00	332,766.43	.....	92,886.43	O/C 23/72	
133,804.09	1605.	Licensing of Trades and Businesses Branch	.....	.....	.....	.....	.....	.....	.....	
7,833.41	1606.	Co-operative Activities and Credit Union Branch	122,850.00	.....	122,850.00	132,049.21	.....	9,199.21	O/C 269/72	
139,217.34	1607.	Alberta Commercial Branch	130,880.00	.....	130,880.00	134,351.53	.....	3,471.53	O/C 481/72	
239,529.27	1609.	Industrial Development Branch	514,500.00	.....	514,500.00	243,736.06	.....	.....	.....	
1,021,278.84	1610.	Publicity Bureau	979,890.00	.....	979,890.00	763,837.65	270,763.94	.....	.....	
175,254.41	1611.	Economic Research Bureau	105,250.00	45,000.00	150,250.00	176,043.62	216,052.35	.....	.....	
270,162.55	1612.	Film and Photographic Branch	173,400.00	.....	173,400.00	195,135.58	.....	25,793.62	S.W. 2/71-72 O/C 269/72	
1,060,998.38	1614.	Alberta Government Travel Bureau	717,870.00	165,000.00	882,870.00	845,405.87	37,464.13	21,735.58	O/C 269/72	
76,998.26	1503.	Alberta Freight Bureau	80,210.00	21,500.00	101,710.00	845,405.87	37,464.13	8,254.82	S.W. 2/71-72	
3,579,550.74	1430.	Research Council of Alberta	3,510,947.00	* 198,000.00	3,708,947.00	3,696,268.61	12,738.39	.....	S.W. 59/71-72	
		TOTAL: Income Account	\$ 6,723,607.00	\$ 429,500.00	\$ 7,153,107.00	\$ 6,921,390.41	\$ 231,716.59 (Net)	.....	.....	
7,300,533.15										

Certified correct,

C. K. HUCKVALE, F.C.A.,  
Provincial Auditor

Apprn. 1606 transferred to Agriculture Department under authority of Order-in-Council 1851/71.  
Apprn. 1503 transferred from Highways and Transport Department under authority of Order-in-Council 1818/71.  
Apprn. 1430 transferred from Executive Council under authority of Order-in-Council 1743/71.  
\*Transferred from Apprn. 2713—Salary Contingencies.

GOVERNMENT OF THE PROVINCE OF ALBERTA  
INDUSTRY AND TOURISM DEPARTMENT  
EXPENDITURE CLASSIFIED BY APPROPRIATIONS AND CHARACTER  
FOR THE YEAR ENDED MARCH 31, 1972

## INCOME ACCOUNT

Service	Minister's Office 1601	General Administration 1602	Bureau of Statistics 1604	Licensing of Trades and Businesses 1605	Alberta Commercial Branch 1607	Industrial Development Branch 1609	Publicity Bureau 1610	Economic Research Bureau 1611	Film and Photographic Branch 1612	Alberta Government Travel Bureau 1614	Research Council of Alberta 1430	Alberta Freight Bureau 1503	Totals
Advertising	\$	\$	\$	\$	\$	\$	\$	\$	\$	\$	\$	\$	\$
Automobiles, trucks and mobile	4,316.40	3,350.00			156.00					7,574.96	20,032.01		35,429.37
Automobiles, trucks and mobile		803.57			12,004.36					998.09	57,918.39		71,724.41
Equipment, expenses					4,535.47		51,067.37		21,350.52	6,437.01	415.00		415.00
Contracts and agreements		168.88				1,872.52	123,955.56			2,234.42	106,657.97		190,215.22
Entertainment expenses		32,907.04			1,451.00	5,727.50	23,771.90		2,760.59	18,341.55	28,107.50		229,381.14
Fees and commissions		1,287.54	127,040.64			2,737.54	3,175.90		538.76	16,519.47	16,519.47	24,082.74	343,699.17
Furnishings, equipment and tools	178.73	1,620.15	237.13		2,057.05	794.50	2,365.50	325.10	10,084.56	1,633.22	188,591.24	724.37	209,116.69
Furnishings, equipment and tools				336.25			8,297.63		34,185.00	117,988.41	34,185.00		160,471.04
Grants, prizes													
Insurance	1,260.00	689.47	17,893.97	6,899.51	3,328.87	23,165.67	117,582.31	10,062.17	220.88	247,600.73	8,026.95		8,937.30
Materials and supplies, administrative		6,337.44								299,074.11	32,726.91		767,338.57
Materials and supplies, construction	86.80	172.89	16.78	55.25	65.17	23.56	264.66	69.91	245.40	228.80	217.94	163.30	1,608.46
Miscellaneous expenses		3,787.89	5,900.68	6,651.33	1,776.96	6,124.14	14,808.27	1,265.85	402.34	47,005.52	12,653.63	135.11	100,473.19
Postage		21,754.03	4,918.03	298.56	2,128.23	3,494.30	8,582.96	4,226.25		17,595.54	67,221.56	1,272.29	131,446.69
Repair and maintenance of furnishings, equipment and tools		116.21							1,032.98	274.44	22,807.79		24,231.42
Repair and maintenance of office machines	127.69	1,249.31	773.87	849.36	397.00	460.26	299.14	258.26		1,019.92	6,347.84	157.20	11,939.85
Salaries	22,673.37	152,774.49	168,441.77	110,666.03	95,202.21	139,081.73	132,430.23	94,317.11	116,618.41	80,904.90	2,654,766.92	51,957.39	3,819,834.56
Taxes		5,163.25											5,163.25
Telephone and telegraph	2,118.59	5,260.90	1,237.40	541.63	934.23	6,490.80	1,624.69	3,321.61	447.53	7,040.64	17,446.80	1,711.38	48,376.20
Travelling expenses of other than public servants	339.45	1,364.04				5,577.78	4,516.76	345.50		19,201.73	4,902.24	1,097.30	37,344.80
Travelling expenses of public servants	1,443.78	8,892.66	4,488.57	1,938.08	4,493.48	22,439.27	17,060.32	17,187.31	9,628.89	29,806.44	82,907.09	6,486.77	206,772.66
Tuition								200.92					200.92
Unemployment insurance, government portion		608.90											608.90
Utilities		2,435.48									1,753.41		4,188.89
Wages	2,097.74	20,857.86	1,022.11	3,890.21	2,059.95	2,924.16	27,384.26	5,116.31	1,230.82	9,674.09	30,409.41	1,983.16	108,650.08
TOTAL: Income Account	\$34,642.55	\$273,788.12	\$332,766.43	\$132,049.21	\$134,351.53	\$243,736.06	\$763,837.65	\$176,043.62	\$195,135.58	\$845,405.87	\$3,696,208.61	\$93,425.18	\$6,921,390.41

STATEMENT No. 102

GOVERNMENT OF THE PROVINCE OF ALBERTA  
INDUSTRY AND TOURISM DEPARTMENT  
CASH COLLECTED ON INCOME ACCOUNT  
FOR THE YEAR ENDED MARCH 31, 1972

	Actual	Estimates	In Excess of Estimates	Less than Estimates
Alberta Commercial Branch:				
Sale of equipment	\$ 63,648.13	\$ 120,000.00	\$	\$ 56,351.87
Sale of motor vehicles	46,767.07	100,000.00		53,232.93
Billiard Rooms Act	10,012.50	10,600.00		587.50
Film and photographic branch	11,454.25	11,000.00	454.25	
Fuel Oil Licensing Act	37,830.00	36,800.00	1,030.00	
Licensing of Trades and Businesses Act	411,212.06	352,750.00	58,462.06	
Miscellaneous	584.97	1,000.00		415.03
Reimbursement of salaries	11,085.00	14,000.00		2,915.00
Research Council of Alberta:				
Coal analysis fees	886.50	1,000.00		113.50
Gasoline testing fees	21,091.00	24,000.00		2,909.00
Government of Canada:				
National Research Council:				
Technical information service grant	67,000.00	64,500.00	2,500.00	
Industrial engineering services	9,683.85	6,500.00	3,183.85	
Miscellaneous	11,014.36		11,014.36	
Reimbursement of salaries and expenses	170,645.52	159,400.00	11,245.52	
Sale of reports	2,548.54	2,500.00	48.54	
Sale of Chattels by Public Auction Act	8,850.33	9,500.00		649.67
<b>TOTAL: Income Account</b>	<b>\$ 884,314.08</b>	<b>\$ 913,550.00</b>		<b>\$ 29,235.92</b> <b>(Net)</b>

Certified correct,

C. K. HUCKVALE, F.C.A.,  
Provincial Auditor

GOVERNMENT OF THE PROVINCE OF ALBERTA  
ALBERTA COMMERCIAL CORPORATION  
BALANCE SHEET AS AT DECEMBER 31, 1971

ASSETS

General Account:

Cash on hand and in treasury branch .....		\$	7,905.87
Short term deposits, including accrued interest .....			811,818.75
Accounts, agreements and loans receivable, including accrued interest: (Note 1)			
Industrial Assistance Program .....	\$	5,959,714.01	
Indian and Metis Business Development Program (Note 2) .....		1,713,905.77	
Tourism Development Program .....		809,595.04	
Student Business Enterprises Program .....		6,294.96	
Other .....		114,983.06	

	\$	8,604,492.84	
Less: Allowance for doubtful accounts .....		692,736.51	
			7,911,756.33

Inventories: (Note 3)

Held for resale under agreements, at cost .....	\$	1,189,725.17	
Less: Agreement deposits .....		349,870.97	
	\$	839,854.20	
Held for sale, at estimated realizable value .....		19,302.10	
			859,156.30

Prepaid expenses .....			166.62
Equipment, at cost less accumulated depreciation .....			1,952.36

Trust Account:

Cash in treasury branch .....	\$	2,514.23	\$	9,592,756.23
Short term deposits, including accrued interest .....		230,685.24		
				233,199.47
	\$		\$	9,825,955.70

LIABILITIES

General Account:

Accounts payable .....		\$	6,725.68
Advances from the Province of Alberta .....			8,850,000.00
Surplus:			
As at December 31, 1970 .....	\$	666,444.52	
Add: Surplus for the year ended December 31, 1971 .....		69,586.03	
			736,030.55

\$ 9,592,756.23

Trust Account:

Accounts payable .....	\$	631.60	
Alberta Industrial Incentives Board (Note 4) .....		146,414.91	
Province of Alberta (Note 5) .....		86,152.96	
			233,199.47
	\$		\$ 9,825,955.70

The accompanying notes are a part of these financial statements.

Edmonton, Alberta, April 5, 1972

I have examined the Balance Sheet of the Alberta Commercial Corporation as at December 31, 1971, and the Statement of Revenue and Expenditure for the year then ended. My examination included a general review of the accounting procedures and such tests of accounting records and other supporting evidence as I considered necessary in the circumstances.

In my opinion these financial statements present fairly the financial position of the Corporation as at December 31, 1971, and the results of its operations for the year then ended, in accordance with generally accepted accounting principles applied on a basis consistent with that of the preceding year.

C. K. HUCKVALE, F.C.A.,  
Provincial Auditor



STATEMENT No. 104

GOVERNMENT OF THE PROVINCE OF ALBERTA  
ALBERTA COMMERCIAL CORPORATION  
STATEMENT OF REVENUE AND EXPENDITURE  
FOR THE YEAR ENDED DECEMBER 31, 1971

## REVENUE

Interest on agreements and loans:			
Industrial Assistance Program .....	\$	435,541.64	
Indian and Metis Business Development Program .....		131,515.66	
Tourism Development Program .....		9,981.63	
Student Business Enterprises Program .....		319.96	
		<u>577,358.89</u>	
Interest on short term deposits .....		36,039.57	
Miscellaneous .....		848.05	
	\$	<u><u>614,246.51</u></u>	

## EXPENDITURE

Provision for doubtful accounts:			
Industrial Assistance Program .....	\$	358,214.37	
Indian and Metis Business Development Program .....		6,217.90	
Student Business Enterprises Program .....		3,000.00	
		<u>367,432.27</u>	
Salaries .....		120,701.64	
Legal fees .....		27,417.89	
Travelling .....		8,608.17	
Office supplies and expenses .....		5,697.81	
Pension plan contributions .....		5,619.23	
Telephone .....		4,321.41	
Medical and group insurance plan contributions .....		1,206.98	
Parking .....		1,079.00	
Bonded agents' fees .....		500.00	
Provision for depreciation .....		356.03	
Miscellaneous .....		1,720.05	
	\$	<u><u>544,660.48</u></u>	
Surplus for the year ended December 31, 1971 .....	\$	<u><u>69,586.03</u></u>	

GOVERNMENT OF THE PROVINCE OF ALBERTA  
ALBERTA COMMERCIAL CORPORATION  
NOTES TO THE FINANCIAL STATEMENTS

DECEMBER 31, 1971

- Note 1 As at December 31, 1971, loans aggregating \$9,283,769.87 have been approved but not made and are not reflected in the Balance Sheet.
- Note 2 Indian and Metis Business Development Program loans, including accrued interest, aggregating \$1,618,070.72 are guaranteed by the Province of Alberta pursuant to Section 3(c) of The Native Co-operative Guarantee Act.
- Note 3 As at December 31, 1971, approved assistance under inventory financing agreements in an aggregate amount of \$2,855,258.63 had not been drawn upon and is not reflected in the Balance Sheet.
- Note 4 The Alberta Commercial Corporation is, in accordance with the provisions of Order-in-Council 714/71, charged with certain administrative responsibilities in connection with the business and affairs of the Alberta Industrial Incentives Board.
- Note 5 The Corporation is authorized, by Order-in-Council 989/71, to receive and administer funds pertaining to programs implemented by the Province.

STATEMENT No. 105

GOVERNMENT OF THE PROVINCE OF ALBERTA  
ALBERTA INDUSTRIAL INCENTIVES BOARD  
BALANCE SHEET  
AS AT MARCH 31, 1972

## ASSETS

Cash in treasury branch	\$ 950.21
Accounts receivable	275.00
Loans receivable (Note 2)	155,000.00
Deficit:	
Loss for the year ended March 31, 1972	4,748.54

---



---

\$ 160,973.75

## LIABILITIES

Accounts payable	\$ 973.75
Advances from the Province of Alberta	160,000.00
	\$ 160,973.75

The accompanying notes are part of these financial statements.

Edmonton, Alberta, August 18, 1972

I have examined the Balance Sheet of the Alberta Industrial Incentives Board as at March 31, 1972, and the Statement of Revenue and Expenditure for the year then ended. My examination included a general review of the accounting procedures and such tests of accounting records and other supporting evidence as I considered necessary in the circumstances.

In my opinion these financial statements present fairly the financial position of the Board as at March 31, 1972, and the results of its operations for the year then ended, in accordance with generally accepted accounting principles.

C. K. HUCKVALE, F.C.A.,  
Provincial Auditor

STATEMENT No. 106

GOVERNMENT OF THE PROVINCE OF ALBERTA  
ALBERTA INDUSTRIAL INCENTIVES BOARD  
STATEMENT OF REVENUE AND EXPENDITURE  
FOR THE YEAR ENDED MARCH 31, 1972

## REVENUE

Interest on short term deposits	\$ 590.92
---------------------------------	-----------

## EXPENDITURE

Stationery and office supplies	\$ 2,379.66
Legal fees	1,707.60
Board members' fees and expenses	1,097.35
Miscellaneous	154.85
	<hr/> 5,339.46
Loss for the year ended March 31, 1972	\$ 4,748.54

GOVERNMENT OF THE PROVINCE OF ALBERTA  
ALBERTA INDUSTRIAL INCENTIVES BOARD  
NOTES TO THE FINANCIAL STATEMENTS  
MARCH 31, 1972

- NOTE 1 The Alberta Industrial Incentives Board was created March 31, 1971, under provisions of The Alberta Industrial Incentives Act, Statutes of Alberta, 1971.
- NOTE 2 The Industrial Development Incentives Act and regulations made thereunder provide that the Board may with the approval of the Lieutenant Governor in Council forgive repayment of any loan in whole or in part, providing that no loan may be wholly forgiven before the expiration of five years from the date money was first advanced under the loan. During this five year period no interest is charged on a loan and no repayment of principal is required providing a borrower continues in operation and meets certain other conditions.
- NOTE 3 As at March 31, 1972, loans aggregating \$1,161,584.00 have been approved but not made and are not reflected in the Balance Sheet.

## GOVERNMENT OF THE PROVINCE OF ALBERTA

## LABOUR DEPARTMENT

STATEMENT OF LEGISLATIVE AND EXECUTIVE APPROPRIATIONS, EXPENDITURES AND UNEXPENDED BALANCES  
FOR THE YEAR ENDED MARCH 31, 1972

Payments for the year ended March 31, 1972	No. of Apprn.	Service	APPROPRIATIONS					Over- expended	Remarks	
			Legislative	Executive	Total	Expended	Unexpended			
INCOME ACCOUNT										
\$ 26,215.47	1701.	Minister's Office .....	\$ 29,934.00	\$ .....	\$ 29,934.00	\$ 26,898.72	\$ 3,035.28		S.W. 20/71-72   <	

\*Transferred from Appn. 2713—Salary Contingencies.

Certified correct,

C. K. HUCKVALE, F.C.A.,

Provincial Auditor





## GOVERNMENT OF THE PROVINCE OF ALBERTA

## LABOUR DEPARTMENT

## EXPENDITURE CLASSIFIED BY APPROPRIATIONS AND CHARACTER

FOR THE YEAR ENDED MARCH 31, 1972

## INCOME ACCOUNT

Service	1701 Minister's Office	1702 General Administration	1703 Amusements Branch	1704 Tradesmen's Qualification Act	1705 Board of Industrial Relations	1706 Elevators and Fixed Conveyances Act	1707 The Welding Act	1708 The Electrical Protection Act	1709 The Boilers Act	1710 The Gas Protection Act	1711 Plumbing Inspection	1712 Apprenticeship Training	1713 Pensions Benefit Act	1714 Human Rights Act	1715 Fire Prevention Branch	1717 The Credit and Loan Agreements Act	Totals
Advertising .....	\$ .....	\$ 1,191.32	\$ .....	\$ .....	\$ 1,096.36	\$ .....	\$ .....	\$ .....	\$ .....	\$ .....	\$ .....	\$ 1,512.80	\$ .....	\$ .....	\$ .....	\$ .....	\$ 3,800.48
Automobiles, trucks and mobile equipment, expenses .....	.....	.....	.....	.....	.....	.....	.....	.....	.....	.....	.....	.....	.....	.....	531.28	.....	531.28
Contracts and agreements .....	.....	.....	.....	.....	.....	.....	109.20	.....	.....	.....	.....	828.00	.....	.....	.....	.....	937.20
Entertainment expenses .....	.....	283.75	.....	.....	371.70	.....	.....	.....	.....	.....	.....	278.25	.....	.....	.....	.....	933.70
Fees and commissions .....	195.21	6,623.53	2,426.00	.....	67,332.23	180.19	.....	1,526.55	3,517.06	150.00	150.00	31,556.58	380.00	600.53	1,184.93	.....	115,822.81
Freight, express and cartage .....	.....	.....	.....	.....	995.69	.....	.....	1,506.03	261.33	190.92	.....	1,791.75	.....	.....	305.04	500.00	5,550.76
Furnishings, equipment and tools .....	.....	2,582.23	335.00	298.00	6,145.55	1,290.61	.....	3,250.75	2,499.69	994.45	.....	3,771.56	471.22	468.73	757.76	3,480.22	26,345.77
Grants, prizes .....	.....	.....	.....	.....	.....	.....	.....	.....	.....	.....	.....	.....	.....	.....	947.55	.....	947.55
Insurance .....	.....	.....	.....	.....	.....	.....	.....	.....	161.00	.....	.....	.....	.....	.....	144.98	.....	305.98
Maintenance in homes and schools .....	.....	.....	.....	.....	.....	.....	.....	.....	.....	.....	.....	225,908.50	.....	.....	4,155.50	.....	230,064.00
Materials and supplies, administrative .....	1,753.98	8,609.08	2,443.92	6,547.95	15,039.42	1,762.30	5,568.09	13,698.60	12,857.04	8,888.29	2,167.68	26,178.79	1,133.09	4,016.33	12,922.35	1,488.71	125,075.62
Materials and supplies, construction .....	.....	.....	.....	.....	.....	.....	.....	.....	10,635.84	271.62	.....	5,598.50	.....	.....	786.10	.....	17,292.06
Miscellaneous expenses .....	11.00	70.49	48.00	108.50	205.45	55.52	210.72	46.36	85.26	40.64	213.77	20.35	12.35	206.72	121.67	8.95	1,465.75
Postage .....	409.90	2,197.98	716.90	3,250.82	5,795.99	647.80	2,649.10	5,949.80	4,558.00	4,114.46	636.03	12,369.45	1,497.59	3,198.77	1,440.48	849.96	50,283.03
Rentals .....	1,438.93	7,016.51	.....	2,661.59	21,425.28	350.00	723.18	1,236.50	1,734.76	946.00	.....	16,640.92	800.00	428.00	935.49	.....	56,337.16
Repair and maintenance of furnishings, equipment and tools .....	.....	.....	420.85	.....	.....	197.47	.....	119.82	258.19	.....	.....	148.88	.....	.....	119.03	.....	1,264.24
Repair and maintenance of office machines .....	107.98	632.37	215.67	1,036.57	2,563.12	180.77	725.47	898.32	2,031.45	480.97	.....	513.89	129.75	.....	411.72	232.29	10,160.34
Salaries .....	19,665.85	166,968.18	65,592.00	81,303.65	726,709.51	162,971.13	35,368.18	701,338.31	647,056.94	394,909.14	100,547.08	730,695.65	65,462.25	30,329.55	213,887.86	41,336.52	4,184,141.80
Telephone and telegraph .....	1,793.61	596.83	385.99	.....	9,984.63	544.25	.....	2,157.52	2,769.87	828.22	632.61	7,316.75	492.71	484.92	2,731.87	983.88	31,703.66
Travelling expenses of other than public servants .....	.....	.....	.....	.....	13,056.85	.....	.....	396.33	.....	.....	.....	7,128.99	.....	.....	5,968.90	.....	26,720.07
Travelling expenses of public servants .....	1,522.26	5,650.47	2,762.34	1,390.56	54,846.51	19,999.60	.....	71,069.66	57,460.63	44,836.76	18,542.26	45,104.87	2,401.34	4,584.94	39,581.63	2,610.57	372,364.40
Tuition .....	.....	500.00	.....	.....	700.12	.....	.....	405.00	.....	.....	.....	2,511.86	460.00	.....	.....	.....	4,576.98
Wages .....	.....	13,560.20	2,003.43	.....	5,887.28	.....	.....	1,388.89	389.57	296.73	1,526.43	4,255.33	.....	1,158.68	5,145.21	709.15	36,320.90
<b>TOTAL: Income Account .....</b>	<b>\$ 26,898.72</b>	<b>\$ 216,651.94</b>	<b>\$ 77,350.10</b>	<b>\$ 96,597.64</b>	<b>\$ 932,155.69</b>	<b>\$ 188,179.64</b>	<b>\$ 45,353.94</b>	<b>\$ 804,583.44</b>	<b>\$ 746,681.63</b>	<b>\$ 456,948.20</b>	<b>\$ 124,415.86</b>	<b>\$ 1,124,131.67</b>	<b>\$ 73,240.30</b>	<b>\$ 45,477.17</b>	<b>\$ 292,079.35</b>	<b>\$ 52,200.25</b>	<b>\$ 5,302,945.54</b>



STATEMENT No. 109

## GOVERNMENT OF THE PROVINCE OF ALBERTA

## LABOUR DEPARTMENT

## CASH COLLECTED ON INCOME ACCOUNT

FOR THE YEAR ENDED MARCH 31, 1972

	Actual	Estimates	In Excess of Estimates	Less than Estimates
Amusements Act	\$ 133,668.20	\$ 64,000.00	\$ 69,668.20	
Apprenticeship Act	12,391.00	20,000.00		7,609.00
Boilers Act:				
Engineers' registration fees	8,833.00	8,300.00	533.00	
Examination fees	34,572.50	35,000.00		427.50
Miscellaneous	3,859.20	3,000.00	859.20	
Pressure vessel registration fees	520,724.93	510,000.00	10,724.93	
Sale of regulations and acts	424.90	700.00		275.10
Survey of drawings	45,017.09	53,000.00		7,982.91
Dental Technicians Act	4,728.00		4,728.00	
Electrical Protection Act	363,590.69	270,000.00	93,590.69	
Elevators and Fixed Conveyances Act	71,826.48	62,000.00	9,826.48	
Employment Agencies Act	2,392.00		2,392.00	
Fire Prevention Act	96,882.46	81,250.00	15,632.46	
Gas Protection Act	132,400.06	125,000.00	7,400.06	
Government of Canada:				
Apprenticeship training	435,199.96	440,000.00		4,800.04
Miscellaneous	4,769.72	10,000.00		5,230.28
Plumbing Inspection Act	39,934.00	21,300.00	18,634.00	
The Pension Benefits Act	15,799.63	14,500.00	1,299.63	
Tradesmen's Qualification Act, certificate fees	33,807.00	40,000.00		6,193.00
Trade Schools Regulation Act	2,537.26		2,537.26	
Welding Act	9,891.00	12,000.00		2,109.00
<b>TOTAL: Income Account</b>	<b>\$ 1,973,249.08</b>	<b>\$ 1,770,050.00</b>	<b>\$ 203,199.08</b>	<b>(Net)</b>

Certified correct,

C. K. HUCKVALE, F.C.A.,  
Provincial Auditor

GOVERNMENT OF THE PROVINCE OF ALBERTA  
LANDS AND FORESTS DEPARTMENT  
STATEMENT OF LEGISLATIVE AND EXECUTIVE APPROPRIATIONS, EXPENDITURES AND UNEXPENDED BALANCES  
FOR THE YEAR ENDED MARCH 31, 1972

Payments for the year ended March 31, 1972		No. of Appn.	Service	APPROPRIATIONS						Remarks
				Legislative	Executive	Total	Expended	Unexpended	Over- expended	
INCOME ACCOUNT										
\$	27,365.45	1801.	Minister's Office .....	\$ 26,000.00	\$ 4,500.00	\$ 31,500.00	\$ 31,414.33	\$ 85.67		S.W. 76/71-72
	757,033.27	1802.	General Administration .....	746,760.00	1,000.00	779,760.00	774,561.25	5,198.75		
	4,915.42	1803.	Advisory Board and Committees .....	2,000.00	* 33,000.00	2,000.00	4,915.42		2,915.42	O/C 2077/71
	926,007.76	1804.	Technical Division .....	950,000.00		950,000.00	912,855.14	37,144.86		
	252,335.36	1805.	Registration Division .....	246,990.00		255,590.00	254,703.83	886.17		
	4,510,723.87	1815.	Alberta Forest Service, Forest Administration Branch .....	4,047,820.00	* 8,600.00					
	732,267.02	1816.	Alberta Forest Service, Forest Management Branch .....	706,920.00	* 500,000.00	4,547,820.00	4,520,318.04	27,501.96		
	143,449.26	1817.	Alberta Forest Service, Quota Reforestation .....	185,200.00		706,920.00	729,577.98		22,657.98	O/C 417/72
	778,881.64	1818.	Alberta Forest Service, Silviculture .....	831,000.00		185,200.00	141,917.23	43,282.77		
	65,785.80	1819.	Eastern Rockies Forest Conservation Area .....	75,080.00		831,000.00	791,812.55	39,187.45		
	361,957.84	1820.	Alberta Forest Service, Forest Land Use .....	355,950.00		75,080.00	64,835.28	10,244.72		
	2,626,288.69	1821.	Alberta Forest Service, Forestry Maintenance .....	2,858,710.00	107,927.00	355,950.00	365,035.27		9,085.27	O/C 1336/72
	333,248.58	1822.	Alberta Forest Service, Forest Fire Control .....	308,380.00	* 18,000.00	2,966,637.00	2,648,395.83	318,241.17		S.W. 16 & 28/71-72
	5,658,963.50	1823.	Alberta Forest Service, Forest and Timber Supplies .....	550,000.00	5,500,000.00	326,380.00	333,587.29		7,207.29	O/C 417/72
	487,175.80	1825.	Alberta Forest Service, Aircraft Operations .....	694,280.00		6,050,000.00	5,653,811.26	396,188.74		S.W. 7, 12, 15, 22, 31 & 44/71-72
	593,112.28	1826.	Alberta Forest Service, Radio Branch .....	609,660.00		694,280.00	502,345.87	191,934.13		
	314,969.44	1828.	Alberta Forest Service, Forestry Technology School .....	329,400.00		609,660.00	585,927.13	23,732.87		
	63,513.52	1829.	Junior Forest Rangers .....	63,740.00		329,400.00	318,446.61	10,953.39		
	2,276,019.45	1835.	Fish and Wildlife Division .....	2,222,500.00		63,740.00	63,488.82	251.18		
	1,565,525.00	1845.	Wildlife Damage Control .....	1,000,000.00		2,222,500.00	2,319,405.51	96,905.51		O/C 417/72
	1,565,525.00	1846.	Wildlife Damage Control .....	1,570,000.00		2,000.00	9,678.33	20.67		
	2,927,779.89	1846.	Provincial Parks .....	2,888,930.00		1,570,000.00	1,560,458.53	13,806.47		
	1,357,818.92	Special	Warrant 50/71-72 (Winter Works Program) .....		* 79,500.00	2,968,430.00	2,939,416.27	34,013.83		
					1,950,000.00	1,950,000.00	1,550,886.99	399,113.01		
		TOTAL:	Income Account .....	\$ 20,283,720.00	\$ 8,202,527.00	\$ 28,486,247.00	\$ 27,072,846.58	\$ 1,413,400.52 (Net)		
	\$ 26,775,511.73									

## CAPITAL ACCOUNT

\$	663,615.15	1882. Forestry Construction .....	\$	699,000.00	\$	16,000.00	\$	715,000.00	\$	684,727.18	\$	30,272.82	S.W. 28/71-72
		1883. Capital Land Purchase .....		24,000.00				18,000.00					
	25,187.65	1885. Capital Land Purchase .....		134,000.00				128,000.00					
	178,674.56	1886. Parks Development .....		425,000.00				425,000.00					
	1,003,271.56	1888. Parks Development .....		425,000.00				425,000.00					
		1888. Agricultural Rehabilitation and											
		Development Act .....		994,670.00				994,670.00					
	2,012,793.35	1899. (2682-part) Employment Program .....		2,820,000.00				2,820,000.00					
	475,506.90	Special Warrant 64/71-72 (Purchase of											
		Aircraft) .....											
		TOTAL: Capital Account .....						472,200.00					
\$	4,359,049.17			\$	5,100,670.00	\$	488,200.00	\$	5,588,870.00	\$	4,510,129.33	\$	1,078,740.67

Apprn. 1899 transferred from Public Works under authority of Order-in-Council 689/71.

\*Transferred from Apprn. 2713—Salary Contingencies.

Certified correct,

C. K. HUCKVALE, F.C.A.,  
Provincial Auditor





GOVERNMENT OF THE PROVINCE OF ALBERTA  
LANDS AND FORESTS DEPARTMENT  
EXPENDITURE CLASSIFIED BY APPROPRIATIONS AND CHARACTER  
FOR THE YEAR ENDED MARCH 31, 1972  
INCOME ACCOUNT

Service	1801 Minister's Office	1802 General Administration	1803 Advisory Board and Committees	1804 Technical Division	1805 Registration Division	1815 Alberta Forest Service—Forest Administration Branch	1816 Alberta Forest Service—Forest Management Branch	1817 Alberta Forest Service—Quota Reforestation	1818 Alberta Forest Service—Silviculture	1819 Eastern Rockies Forest Conservation Board	1820 Alberta Forest Service—Forest Land Use	1821 Alberta Forest Service—Forestry Maintenance	1822 Alberta Forest Service—Forest Fire Control	1823 Alberta Forest Service—Forest and Prairie Fires Suppression	1825 Alberta Forest Service—Aircraft Operations	1826 Alberta Forest Service—Radio Branch	1828 Alberta Forest Service—Forestry Technology School	1829 Junior Forest Rangers	1835 Fish and Wildlife Division	1836 Wildlife Damage Control	1845 Lands Division	1846 Provincial Parks	S.W. 50, 1971-72 Winter Works Program	Totals
Advertising	\$	\$	\$	\$	\$	\$ 203.35	\$ 5,590.22	\$	\$	\$	\$ 514.58	\$ 290.58	\$	\$ 28,819.00	\$ 1,200.66	\$	\$	\$	\$	\$	\$ 7,581.64	\$ 607.50	\$	\$ 44,807.53
Automobiles, trucks and mobile equipment, purchase	4,176.55	3,494.20		3,780.65					23,797.26	3,820.27	9,013.20	462,739.20					4,148.25	5,827.29	191,460.09	3,362.26	20,817.96	331,152.47	31,052.25	1,098,641.90
Automobiles, trucks and mobile equipment, expenses		1,700.63		1,732.82	866.50		1,963.78	327.89	7,518.38	830.07	992.67	516,487.97	275.60	215,955.94	155,405.70		7,133.68	1,168.84	81,724.69		14,123.52	204,321.66	33,775.59	1,246,305.93
Buildings and sites																			163.22					163.22
Canada Pension Plan—employer's contribution										206.56														206.56
Compensation						2,380.00								7,276.92										206.56
Contracts and agreements		745.18		48,284.55		787.16	930.60	4,003.50	289,565.98	272.20	1,571.22	76,993.25		382,725.60	132,996.11	1,692.05	377.19					913.54		1,060.69
Fees and commissions		10,683.07	825.00	193.44	1,425.16	335.45	193.00		143.25	4,428.20	7,664.79	732.25	115.40	2,304.40	15,627.42		1,572.33					26,213.33	38,719.20	1,011,096.17
Freight, express and cartage		2,300.42		2,989.25		54,981.93	1,528.79	3,318.30	6,626.80		1,336.92	9,039.42		46,214.36	1,699.76		672.81				2,100.65	1,939.36	40,776.70	92,916.31
Furnishings, equipment and tools	351.59	6,067.32		57,567.82	392.15	8,408.70	7,675.30		1,212.01	348.25	1,724.27	53,724.26	49,234.61	66,600.72	2,498.94	18,992.19	13,455.80	133.03			1,695.68	3,067.82	14,134.74	164,021.70
Grants, prizes						51,606.51															75,380.77	24,246.17		436,743.12
Insurance				700.00								930.00									8,310.00			80,424.49
Interest														6,365.00	8,500.00									
Livestock for bearing animals, poultry, insects and fish														5,692.68										
Maintenance in homes and schools																								
Materials and supplies, administrative	281.39	124,783.58		81,628.01	14,442.58	89,134.33	51,779.20	6,206.47	37,592.18	1,600.09	15,274.39	50,174.65	17,634.96	572,992.26	421.83	10,415.19	36,218.25							
Materials and supplies, construction		6,195.85		2,223.21		3,473.21	141.38		50,383.27	203.13	377.01	110,816.05	9,444.42	21,493.29	6,400.14	19,776.52	51,233.31	10,543.69	120,564.30	1,580.66	103,019.87	76,496.71	88,330.25	1,526,129.90
Miscellaneous expenses	93.82	298.96		82.15	92.75	150.51	59.38		130.77	279.44	35.16	4.20	230.63	30.80	16.20	72.90	2,664.04	805.60	19,354.08	885.82	35,592.35	120,209.17	74,879.09	485,317.63
Postage		8,147.18		3,685.02	110.06	18,810.04			179.53								130.08	81.79	295.29					
Repairs		14,801.04	2,480.00	16,426.66		21,062.33	15,289.50	91,019.71	158,683.12		57,189.94	312,334.27	849.20	2,552,228.40	169,179.56	5,107.95	5,980.88	6,723.65						
Repair and maintenance of furnishings, equipment and tools		351.44		2,238.26			1,699.39	231.51	426.32		107.77	39,771.16	13,808.33	19,724.07	293.06	302.82	1,710.15	183.90						
Repair and maintenance of office machines		4,838.46		775.88		6,643.25	1,803.08			134.93	474.67	324.47		115.50		126.87	1,741.04							
Salaries	23,456.85	559,552.43		653,321.99	234,148.11	3,914,749.41	332,783.93		54,146.55	27,202.74	211,875.85	347,256.85	188,942.13		4,179.14	56,371.13	133,485.13							
Taxes												158.50												
Telephone and telegraph	1,360.19	2,859.06		884.85		42,915.11	4,313.09	170.70	1,130.20	944.08	2,592.64	2,174.19	5,713.51	15,255.72	2,883.98	410,083.27	2,629.85							
Traveling expenses of other than public servants		101.03	1,610.42	1,624.67		877.70	1,500.13	154.70	371.65	941.60	712.00	322.20	141.30	32,169.23			4,520.63	229.35						
Traveling expenses of public servants	1,693.94	13,338.10		15,806.37	285.02	207,251.31	22,802.54	516.30	9,397.55	2,331.77	9,511.99	26,784.71	6,541.30	22,770.62	1,009.70	1,304.38	10,695.78	1,689.65						
Unemployment insurance, government portion		788.25		712.80		258.97					138.35													
Unemployment insurance, private portion																								
Utilities		136.46		172.43		4,347.97	1,729.30		1,006.22		179.80	4,058.84		2,653.78		459.17	301.71							
Wages		13,378.59		18,024.31	2,011.43	95,414.01	273,102.86	35,564.80	147,758.45	21,112.42	43,748.05	513,235.27	40,655.90	1,650,346.96	33.67	60,363.20	38,708.87	35,917.09						
TOTAL: Income Account	\$ 31,414.33	\$ 774,561.25	\$ 4,915.42	\$ 912,855.14	\$ 254,703.83	\$ 4,520,318.04	\$ 729,577.98	\$ 141,917.23	\$ 791,812.55	\$ 64,835.28	\$ 365,035.27	\$ 2,648,395.83	\$ 333,587.29	\$ 5,653,811.26	\$ 502,345.87	\$ 585,927.13	\$ 318,446.61	\$ 63,488.82	\$ 2,319,405.51	\$ 9,679.33	\$ 1,560,509.35	\$ 2,934,416.27	\$ 1,550,886.99	\$ 27,072,846.58



STATEMENT No. 111—Continued  
CAPITAL ACCOUNT

Service	1882 Forestry Construction	1885 Lands and Grazing Development	1886 Parks Development	1888 Agricultural and Rehabilitation Act	1899 Employment Program	S.W., 64, 1971-72 Purchase of Acreage	Totals
Advertising	\$ .....	\$ .....	\$ 118.80	\$ .....	\$ 2,385.91	\$ .....	\$ 2,704.71
Automobiles, trucks and mobile equipment, purchase	29,808.00	.....	.....	.....	115.20	475,506.90	505,430.10
Automobiles, trucks and mobile equipment, expenses	572.28	.....	626.48	2,869.70	24,291.13	.....	28,359.59
Buildings and sites	52,824.00	.....	.....	.....	.....	.....	52,824.00
Contracts and agreements	101,013.84	50,750.15	40,616.67	497,379.91	831.38	.....	698,031.38
Fees and commissions	1,276.00	7,207.66	1,624.62	469.00	8,276.08	.....	13,556.63
Freight, express and cartage	5,388.83	.....	1,072.36	4,721.23	2,979.35	.....	17,820.35
Furnishings, equipment and tools	13,952.50	617.50	18,388.96	4,797.42	37,169.51	.....	74,925.89
Livestock, fur bearing animals, poultry, insects and fish	.....	.....	.....	5,128.12	.....	.....	5,128.12
Materials and supplies, administrative	14,443.10	.....	4,441.99	59,686.30	103,048.63	.....	181,620.31
Materials and supplies, construction	158,483.12	3,682.50	129,419.91	75,112.44	48,697.72	.....	415,840.20
Miscellaneous expenses	13.00	176.44	13.91	112.00	.....	.....	317.18
Rentals	201,693.22	983.50	50,120.93	219,913.47	136,900.06	.....	609,611.18
Repair and maintenance of furnishings, equipment and tools	1,071.33	.....	454.57	236.92	2,134.29	.....	3,897.11
Repair and maintenance of office machines	.....	.....	.....	.....	227.85	.....	227.85
Taxes	.....	3,440.00	.....	.....	.....	.....	3,440.00
Telephone and telegraph	100.60	.....	.....	200.39	3,686.67	.....	3,987.66
Travel and fares, other than public servants	.....	.....	166.52	.....	1,905.89	.....	2,072.41
Travelling expenses of public servants	1,988.11	21.75	1,312.17	2,066.27	63,364.15	.....	68,752.45
Unemployment insurance, government portion	884.00	.....	200.88	591.11	234.29	.....	1,910.28
Utilities	1,046.90	.....	850.68	434.32	.....	.....	4,450.52
Wages	100,168.26	35.81	75,961.30	69,632.47	1,568,560.97	.....	1,814,358.81
TOTAL: Capital Account	\$ 684,727.18	\$ 66,915.31	\$ 325,432.75	\$ 943,759.76	\$ 2,013,787.43	\$ 475,506.90	\$ 4,510,129.33

## GOVERNMENT OF THE PROVINCE OF ALBERTA

STATEMENT No. 112

## LANDS AND FORESTS DEPARTMENT

## CASH COLLECTED ON INCOME AND CAPITAL ACCOUNTS

FOR THE YEAR ENDED MARCH 31, 1972

## INCOME ACCOUNT

	Actual	Estimates	In Excess of Estimates	Less than Estimates
Aircraft landing fees .....	\$ 35,029.24	\$ 36,000.00	\$ .....	\$ 970.76
Fisheries Act:				
Fish royalty .....	12,194.18	20,000.00	.....	7,805.82
Fishing licenses .....	488,041.80	500,000.00	.....	11,958.20
Miscellaneous .....	1,049.48	1,000.00	49.48	.....
Forest technology school:				
Fees .....	68,917.20	58,000.00	10,917.20	.....
Reimbursement of expenses .....	21,229.42	35,530.00	.....	14,300.58
Game Act:				
Fur tax (less commissions) .....	79,549.08	125,000.00	.....	45,450.92
Game licenses .....	1,360,857.18	1,350,000.00	10,857.18	.....
Miscellaneous .....	4,477.31	5,000.00	.....	522.69
Government of Canada re:				
Agricultural rehabilitation and development .....	194,522.75	180,000.00	14,522.75	.....
Air weapons range agreement .....	106,099.96	53,000.00	53,099.96	.....
Canada land inventory .....	247,455.67	.....	247,455.67	.....
Indian reserve fire protection agreement .....	28,350.60	21,000.00	7,350.60	.....
Lands and Grazing:				
Cultivation rentals, fees, etc. ....	162,137.54	160,000.00	2,137.54	.....
General sales, interest .....	187,101.47	150,000.00	37,101.47	.....
Grazing rentals, fees, etc. ....	643,863.91	450,000.00	193,863.91	.....
Hay fees, dues, etc. ....	5,180.00	10,000.00	.....	4,820.00
Homestead leases, rentals, fees, etc. ....	222,761.69	150,000.00	72,761.69	.....
Land patent, miscellaneous .....	506.49	1,000.00	.....	493.51
Miscellaneous leases .....	190,258.36	180,000.00	10,258.36	.....
Miscellaneous permits .....	113,321.56	220,000.00	.....	106,678.44
Right of entry leases .....	708,949.93	800,000.00	.....	91,050.07
Sand and gravel leases, permits, etc. ....	123,757.19	200,000.00	.....	76,242.81
Miscellaneous .....	129,732.26	200,000.00	.....	70,267.74
Provincial Parks:				
Fees, rentals, permits .....	219,529.05	160,000.00	59,529.05	.....
Reimbursement from Alberta Housing Corporation .....	81,322.73	60,000.00	21,322.73	.....
Reimbursement of salaries and expenses .....	66.00	10,000.00	.....	9,934.00
Rentals .....	18,493.47	20,000.00	.....	1,506.53
Sale of aerial photographic survey maps and plans .....	78,641.43	110,000.00	.....	31,358.57
Sale of Atlas of Alberta .....	5,528.60	5,000.00	528.60	.....
Sale of materials and supplies .....	50.00	.....	50.00	.....
Services and supplies to staff .....	220,921.91	100,000.00	120,921.91	.....
Surface rights on east slope forest reserve .....	508,505.30	400,000.00	108,505.30	.....
Timber:				
Rentals, fees, dues, etc., including reforestation fees .....	4,491,257.87	4,600,000.00	.....	108,742.13
<b>TOTAL: Income Account .....</b>	<b>\$10,759,660.63</b>	<b>\$10,370,530.00</b>	<b>\$ 389,130.63</b>	<b>(Net)</b>

## CAPITAL ACCOUNT

Government of Canada:				
Agricultural rehabilitation and development .....	\$ 192,867.06	\$ 450,000.00	\$ .....	\$ 257,132.94
Homestead sales principal .....	564,801.91	450,000.00	114,801.91	.....
Land sales principal .....	831,478.96	850,000.00	.....	18,521.04
Land utilization advances .....	2,826.54	5,000.00	.....	2,173.46
Repayment of advances, Wanham land project:				
Advances for clearing and breaking land .....	4,596.64	6,000.00	.....	1,403.36
<b>TOTAL: Capital Account .....</b>	<b>\$ 1,596,571.11</b>	<b>\$ 1,761,000.00</b>	<b>\$ .....</b>	<b>\$ 164,428.89</b>
				<b>(Net)</b>

Certified correct,

C. K. HUCKVALE, F.C.A.,  
Provincial Auditor

STATEMENT No. 113

GOVERNMENT OF THE PROVINCE OF ALBERTA  
EASTERN ROCKIES FOREST CONSERVATION BOARD

## BALANCE SHEET\* AS AT MARCH 31, 1972

## ASSETS

Workmen's Compensation Board deposit .....	\$ 5,154.25
Value of loose tools and equipment transferred to the Province of Alberta as at April 1, 1959 .....	173,496.38
Capital improvements and works .....	5,716,615.20
	<u>\$ 5,895,265.83</u>

## LIABILITIES

Government of Canada and Government of the Province of Alberta equity, Statement No. 115 .....	<u>\$ 5,895,265.83</u>
---	------------------------

\*Notes 1 and 2

The accompanying notes are part of these financial statements.

Edmonton, Alberta, May 30, 1972

I have examined the Balance Sheet of the Eastern Rockies Forest Conservation Board as at March 31, 1972, and the Statements of Maintenance Expenditure and Government of Canada and Government of the Province of Alberta Equity for the year then ended. My examination included a general review of the accounting procedures and such tests of the accounting records and other supporting evidence as I considered necessary in the circumstances.

In my opinion these financial statements present fairly the financial position of the Board as at March 31, 1972, and its maintenance expenditure for the year then ended, in accordance with generally accepted accounting principles applied on a basis consistent with that of the preceding year.

C. K. HUCKVALE, F.C.A.,  
Provincial Auditor



GOVERNMENT OF THE PROVINCE OF ALBERTA  
EASTERN ROCKIES FOREST CONSERVATION BOARD  
STATEMENT OF MAINTENANCE EXPENDITURE\*  
FOR THE YEAR ENDED MARCH 31, 1972

Maintenance expenses:		
Salaries .....	\$	729,421.08
Wages .....		134,780.52
Equipment and motor vehicle expense .....		114,079.83
Rentals .....		41,064.12
Maintenance, material and operation expense .....		28,510.49
Heat, light and power .....		19,393.43
Administration and general expense .....		14,309.38
Travelling .....		7,933.72
Freight, express and cartage .....		1,544.31
Honorarium .....		1,000.00
Telephone and telegraph .....		946.48
Pensions .....		206.56
Postage .....		179.53
Advertising .....		25.00
		<hr/>
Automobiles, trucks and mobile equipment .....	\$	1,093,394.45
Furnishings, equipment and tools .....		76,235.04
		<hr/>
	\$	1,173,444.28
		<hr/>
Provided by:		
Appropriations 1815, 1819 and 1821 .....	\$	1,173,444.28
		<hr/>

\*Note 3



GOVERNMENT OF THE PROVINCE OF ALBERTA  
EASTERN ROCKIES FOREST CONSERVATION BOARD  
STATEMENT OF GOVERNMENT OF CANADA AND  
GOVERNMENT OF THE PROVINCE OF ALBERTA EQUITY  
FOR THE YEAR ENDED MARCH 31, 1972

Balance as at March 31, 1971 .....	\$ 5,895,641.78
Add:	
Workmen's Compensation Board deposit interest .....	154.25
	<hr/> \$ 5,895,796.03
Deduct:	
Workmen's Compensation Board interest remitted .....	530.20
	<hr/>
Government of Canada and Government of the Province of Alberta equity as at March 31, 1972 .....	<hr/> \$ 5,895,265.83 <hr/>

GOVERNMENT OF THE PROVINCE OF ALBERTA  
EASTERN ROCKIES FOREST CONSERVATION BOARD  
NOTES TO THE FINANCIAL STATEMENTS

MARCH 31, 1972

**NOTE 1** Total capital expenditures from inception to March 31, 1955, amounting to \$6,278,906.10 were made from funds provided by the Government of Canada (as authorized under Section 8(a) of the Memorandum of Agreement set forth in the Schedules to Chapter 59, Statutes of Canada, 1947, and Chapter 20, Statutes of Alberta, 1948, and amendment Acts, 1957) for the location and construction of forest improvements, the making of a forest inventory, reforestation, and such other works and services as the Board considered necessary in that area of the East Slope of the Rocky Mountains forming part of the watershed of the Saskatchewan River, as more definitely described in the Appendices to the Acts. The total expenditure was not to exceed \$6,300,000.00 during the seven years ended March 31, 1955.

**NOTE 2** Section 20 of the Memorandum of Agreement provides that upon termination of the Agreement:

- (a) All improvements or works resulting from the carrying out of the programs of the Board shall belong to the Province.
- (b) All other property acquired by the Board shall belong to the Province.

**NOTE 3** The total amount expended by the Board was provided by the Government of the Province of Alberta in accordance with Section 2 (a) (ii) of the Memorandum of Agreement, dated June 17, 1953, between the Government of Canada and the Government of the Province of Alberta as set forth in the Schedules to Chapter 41, Statutes of Canada, 1952, and Chapter 36, Statutes of Alberta, 1953.

The remuneration and expenses of members of the Board were paid by the Governments of Canada and the Province of Alberta in accordance with Section 2 (b) (iii) of the Memorandum of Agreement. The amounts paid by the Province of Alberta, including the honorarium of \$1,000.00 to A. T. Baker, have been incorporated into the Statement of Maintenance Expenditure.

STATEMENT No. 116

GOVERNMENT OF THE PROVINCE OF ALBERTA  
LEGISLATION

STATEMENT OF LEGISLATIVE AND EXECUTIVE APPROPRIATIONS, EXPENDITURES AND UNEXPENDED BALANCES  
FOR THE YEAR ENDED MARCH 31, 1972

Payments for the year ended March 31, 1972		No. of Apprn.	Service	APPROPRIATIONS					Remarks
				Legislative	Executive	Total	Expended	Unexpended	Over-expended
INCOME ACCOUNT									
\$	296,689.82	1902.	General Administration	\$ 276,675.00	\$ 40,000.00	\$ 316,675.00	\$ 304,375.57	\$ 12,299.43	S.W. 83/71-72
		1903.	Seasonal	504,000.00		504,000.00		504,000.00	
	56,924.44	1904.	Library	60,423.00		60,423.00	57,288.59	3,134.41	
	1,082,068.79	1905.	Auditor's Office	1,014,466.00		1,089,466.00	1,082,392.46	7,073.54	
					* 75,000.00				
	2,379,889.26	1908.	Data Processing Centre	2,383,125.00		2,383,125.00	2,365,296.10	17,828.90	
	15,561.23	1910.	Leader of Opposition	24,600.00		24,600.00	15,561.23	9,038.77	
	122,178.83	1911.	Ombudsman	132,364.00		132,364.00	121,532.27	8,831.73	
		1912.	Office of Mr. Speaker	13,200.00		13,200.00		13,200.00	
	9,800.70	Special Warrant	82/71-72 (Printing of Hansard)		20,000.00	20,000.00	15,363.21	4,636.79	
\$	3,963,113.07		TOTAL: Income Account	\$ 4,408,853.00	\$ 135,000.00	\$ 4,543,853.00	\$ 3,961,809.43	\$ 582,043.57	
CAPITAL ACCOUNT									
\$	56,500.00	1981.	Equipment for Data Centre	\$ 53,000.00	\$ 3,500.00	\$ 56,500.00	\$ 56,500.00		S.W. 29/71-72
\$	56,500.00		TOTAL: Capital Account	\$ 53,000.00	\$ 3,500.00	\$ 56,500.00	\$ 56,500.00		

\*Transferred from Apprn. 2713—Salary Contingencies.

Certified correct,

C. K. HUCKVALE, F.C.A.,  
Provincial Auditor

## GOVERNMENT OF THE PROVINCE OF ALBERTA

## LEGISLATION

## EXPENDITURE CLASSIFIED BY APPROPRIATIONS AND CHARACTER

FOR THE YEAR ENDED MARCH 31, 1972

## INCOME ACCOUNT

Service	General Administration 1902	Library 1904	Auditor's Office 1905	Data Processing Centre 1908	Leader of Opposition 1910	Ombudsman 1911	S.W., 82, 1971-72 Printing of	Totals
Advertising	\$ 1,980.32						\$ 362.38	2,342.70
Compensation	413.86							413.86
Entertainment								139.20
Fees and commissions	4,913.94		5,383.53	978.11		139.20		139.20
Fuel	2,898.36		1,813.38	455.03	8,790.23	190.00	7,789.86	28,045.67
Furnishings, equipment and tools			2,228.13	26,252.33				28,165.77
Materials and supplies, administrative	224,700.52	7,817.55	23,744.80	112,808.78		3,970.78	1,571.22	374,633.65
Miscellaneous expenses	23.82	225.80	87.29	24.70		3.90	65.61	431.12
Postage	3,502.04	111.55	728.85	1,044.81		402.20		5,789.45
Rentals	3,818.65	1,903.40		240,448.29		1,703.06		247,873.40
Repair and maintenance of office machines	1,078.95		1,523.53	111,368.57		516.87		114,487.92
Salaries	33,892.68	45,463.69	1,028,463.06	1,863,371.62	6,771.00	108,394.88		3,052,464.25
Telephone and telegraph			697.71	209.54		793.33		1,700.58
Travelling expenses other than public servants	7,269.06							7,269.06
Travelling expenses of public servants		491.80	12,168.55	1,202.58		5,160.05	294.53	19,053.06
Tuition								19,053.06
Unemployment Insurance, government portion	135.86							135.86
Wages	19,747.51	1,274.80	5,603.63	7,132.94		223.00		223.00
						35.00	5,279.61	39,073.49
TOTAL: Income Account	\$ 304,375.57	\$ 57,288.59	\$ 1,082,392.46	\$ 2,365,296.10	\$ 15,561.23	\$ 121,532.27	\$ 15,363.21	\$ 3,961,809.43

## CAPITAL ACCOUNT

Service	1981 Equipment for Data Centre
Furnishings, equipment and tools	\$ 56,500.00
TOTAL: Capital Account	\$ 56,500.00

GOVERNMENT OF THE PROVINCE OF ALBERTA  
LEGISLATION  
CASH COLLECTED ON INCOME ACCOUNT  
FOR THE YEAR ENDED MARCH 31, 1972

	Actual	Estimates	In Excess of Estimates	Less than Estimates
Hansard .....	\$ 4,602.50	\$ .....	\$ 4,602.50	\$ .....
Library:				
Membership fees and fines .....	6.86	.....	6.86	.....
Private bills, fees .....	2,365.00	.....	2,365.00	.....
Provincial Auditor's office:				
Audit fees .....	149,761.90	122,000.00	27,761.90	.....
Data processing fees .....	973,508.29	1,040,000.00	.....	66,491.71
Sale of public accounts .....	53.75	.....	53.75	.....
Sale of salvage .....	3,843.39	.....	3,843.39	.....
Sale of statutes .....	44,686.90	.....	44,686.90	.....
Transcription fees .....	55.45	.....	55.45	.....
Miscellaneous .....	369.91	.....	369.91	.....
<b>TOTAL: Income Account .....</b>	<b>\$ 1,179,253.95</b>	<b>\$ 1,162,000.00</b>	<b>\$ 17,253.95</b>	<b>(Net)</b>

Certified correct,

C. K. HUCKVALE, F.C.A.,  
Provincial Auditor

STATEMENT No. 119

GOVERNMENT OF THE PROVINCE OF ALBERTA  
MINES AND MINERALS DEPARTMENT  
STATEMENT OF LEGISLATIVE AND EXECUTIVE APPROPRIATIONS, EXPENDITURES AND UNEXPENDED BALANCES  
FOR THE YEAR ENDED MARCH 31, 1972

Payments for the year ended March 31, 1972	No. of Apprn.	Service	APPROPRIATIONS					Over-expended	Remarks	
			Legislative	Executive	Total	Expended	Unexpended			
INCOME ACCOUNT										
\$		Minister's Office .....	\$ 26,680.00	.....	\$ 26,680.00	\$ 38,335.61	\$	1,655.61	O/C 426.72	
	2001.	Mineral Administration .....	298,750.00	.....	298,750.00	301,218.51		2,468.51	O/C 426.72	
	2002.	Geological Division .....	279,200.00	.....	279,200.00	199,800.06		79,399.94		
	2003.	Pipe Lines Division .....	7,600.00	.....	7,600.00	7,160.00		440.00		
	2004.	Geological Division .....	114,300.00	.....	114,300.00	88,706.31		25,593.69		
	2005.	Mines Division .....	550,450.00	.....	550,450.00	548,873.84		1,576.16		
	2006.	Minerals Division .....	149,100.00	.....	149,100.00	151,496.75				
	2007.	Mineral Taxation Division .....	449,500.00	.....	449,500.00	453,192.28		2,396.75	O/C 426.72	
	2008.	Technical Division .....	30,000.0	.....	30,000.00	30,000.00		4,419.28	O/C 426.72	
	2009.	Abandonment of Mining Properties .....	42,000.00	.....	42,000.00	1,577.62		28,422.38		
	2010.	Abandonment of Mining Properties .....	5,500.00	.....	5,500.00	40,971.65		1,028.35		
	2011.	Clay and Marl Crown Lease Act .....		.....		999.95		4,500.05		
	2012.	Right of Entry Arbitration Board .....		.....						
	2013.	Supervisory and Safety Training .....		.....						
	2014.	Program .....	3,600.00	.....	3,600.00	3,600.00				
	2015.	Surface Reclamation .....	220,000.00	.....	220,000.00	196,690.88		23,309.12		
	2016.									
		TOTAL: Income Account .....	\$ 2,176,680.00		\$ 2,176,680.00	\$ 2,023,350.46		153,329.54		
								(Net)		

Apprn. 2014 transferred to Agriculture Department under authority of Order-in-Council 1770/71.

Certified correct,

C. K. HUCKVALE, F.C.A.,  
Provincial Auditor





GOVERNMENT OF THE PROVINCE OF ALBERTA  
MINES AND MINERALS DEPARTMENT  
EXPENDITURE CLASSIFIED BY APPROPRIATIONS AND CHARACTER  
FOR THE YEAR ENDED MARCH 31, 1972  
INCOME ACCOUNT

Service	2001 Minister's Office	2002 General Administration	2004 Pipe Lines Division	2005 Geological Division	2006 Mines Division	2007 Minerals Division	2008 Mineral Taxation Division	2010 Technical Division	2011 Abandonment of Mining Properties	2012 Redemption of Mineral Titles	2013 Clay and Marl Crown Lease Act	2015 Supervisory and Safety Training Program	2016 Surface Reclamation	Totals
Advertising .....	\$ .....	\$ .....	\$ .....	\$ .....	\$ .....	\$ 6,904.68	\$ .....	\$ .....	\$ .....	\$ .....	\$ .....	\$ .....	\$ .....	\$ 6,904.68
Competition .....	.....	.....	.....	.....	.....	.....	.....	.....	.....	.....	.....	.....	.....	500.00
Contracts and agreements .....	.....	.....	.....	7,160.00	.....	.....	.....	.....	1,577.62	.....	.....	.....	.....	8,737.62
Entertainment expenses .....	.....	194.67	.....	.....	.....	.....	.....	.....	.....	.....	.....	.....	.....	194.67
Fees and commissions .....	.....	2,221.30	120.00	.....	1,184.00	.....	.....	.....	.....	.....	.....	.....	2,733.98	6,259.28
Freight, express and cartage .....	.....	569.08	.....	.....	430.83	.....	.....	.....	.....	.....	.....	.....	.....	999.91
Furnishings, equipment and tools .....	.....	1,636.24	600.09	.....	384.00	4,119.02	1,203.68	3,199.13	.....	.....	.....	.....	1,507.50	12,649.66
Grants, prizes .....	.....	.....	.....	.....	.....	.....	.....	.....	.....	.....	.....	.....	.....	3,600.00
Minerals and supplies, administrative .....	870.99	21,618.23	1,750.47	.....	1,351.81	3,550.17	1,878.08	20,623.36	.....	.....	.....	.....	540.02	52,183.13
Miscellaneous expenses .....	.....	130.38	108.94	.....	29.07	63.01	110.38	32.13	.....	.....	.....	.....	121.75	593.66
Postage .....	200.00	2,100.00	498.21	.....	544.36	14,664.79	2,300.00	627.20	.....	.....	.....	.....	950.00	21,884.56
Refunds and remissions .....	.....	.....	.....	.....	.....	.....	.....	.....	.....	40,971.55	999.95	.....	.....	41,971.60
Rentals .....	.....	.....	.....	.....	.....	109.50	.....	14,167.01	.....	.....	.....	.....	532.00	14,808.51
Repair and maintenance of office machines .....	.....	147.26	.....	.....	198.10	1,831.84	666.25	1,065.29	.....	.....	.....	.....	.....	6,688.41
Salaries .....	.....	2,533.96	245.71	.....	76,646.00	495,488.77	142,213.06	404,277.31	.....	.....	.....	.....	129,762.35	1,683,376.68
Telephone and telegraph .....	23,153.07	256,819.98	155,016.14	.....	76,646.00	495,488.77	142,213.06	404,277.31	.....	.....	.....	.....	3,418.70	28,456.08
Travelling expenses of other than public servants .....	2,631.55	2,002.44	7,528.51	.....	283.61	7,832.65	.....	4,758.62	.....	.....	.....	.....	16,703.47	17,040.35
Travelling expenses of public servants .....	.....	.....	.....	.....	336.88	.....	.....	.....	.....	.....	.....	.....	39,659.17	102,349.87
Tuition .....	964.58	6,772.00	32,248.43	.....	7,317.65	9,439.64	3,125.30	2,823.10	.....	.....	.....	.....	.....	469.75
Wages .....	368.16	4,620.23	1,683.56	.....	.....	4,554.77	.....	2,191.38	.....	.....	.....	.....	261.94	13,680.04
<b>TOTAL: Income Account .....</b>	<b>\$ 28,335.61</b>	<b>\$ 301,218.51</b>	<b>\$ 199,800.06</b>	<b>\$ 7,160.00</b>	<b>\$ 88,706.31</b>	<b>\$ 548,873.84</b>	<b>\$ 151,496.75</b>	<b>\$ 453,919.28</b>	<b>\$ 1,577.62</b>	<b>\$ 40,971.65</b>	<b>\$ 999.95</b>	<b>\$ 3,600.00</b>	<b>\$ 196,690.88</b>	<b>\$ 2,023,350.46</b>



GOVERNMENT OF THE PROVINCE OF ALBERTA  
MINES AND MINERALS DEPARTMENT  
CASH COLLECTED ON INCOME ACCOUNT  
FOR THE YEAR ENDED MARCH 31, 1972

STATEMENT No. 121

	Actual	Estimates	In Excess of Estimates	Less than Estimates
Canada-Alberta air weapons range agreement .....	\$ 26,600.00	\$ .....	\$ 26,600.00	\$ .....
Landmen Licensing Act .....	1,550.00	.....	1,550.00	.....
Mineral Taxation Act .....	2,885,716.83	2,500,000.00	385,716.83	.....
Mining, coal:				
Rentals, fees, etc. ....	1,956,023.99	800,000.00	1,156,023.99	.....
Royalty .....	559,702.75	600,000.00	.....	40,297.25
Miscellaneous .....	2,406.45	2,500.00	.....	93.55
Mining, other:				
Quarrying fees, rentals and royalties .....	79,726.10	90,000.00	.....	10,273.90
Miscellaneous .....	95,668.15	170,000.00	.....	74,331.85
Miscellaneous .....	121,146.27	80,000.00	41,146.27	.....
Oil sands:				
Fees and rentals .....	1,061,065.98	1,000,000.00	61,065.98	.....
Royalty .....	1,942,065.88	2,000,000.00	.....	57,934.12
Petroleum and natural gas:				
Rentals, fees, etc. ....	71,346,061.94	58,000,000.00	13,346,061.94	.....
Royalties .....	174,637,712.35	170,000,000.00	4,637,712.35	.....
Sale of Crown reserve leases and reservations .....	21,070,186.90	41,400,000.00	.....	20,329,813.10
Pipe line fees .....	12,144.87	11,000.00	1,144.87	.....
Reimbursement of salaries and expenses .....	178.86	.....	178.86	.....
<b>TOTAL: Income Account .....</b>	<b>\$275,797,957.32</b>	<b>\$276,653,500.00</b>	<b>.....</b>	<b>\$ 855,542.68</b>
				<b>(Net)</b>

Certified correct,

C. K. HUCKVALE, F.C.A.,  
Provincial Auditor

STATEMENT No. 122

GOVERNMENT OF THE PROVINCE OF ALBERTA  
MUNICIPAL AFFAIRS DEPARTMENT  
STATEMENT OF LEGISLATIVE AND EXECUTIVE APPROPRIATIONS, EXPENDITURES AND UNEXPENDED BALANCES  
FOR THE YEAR ENDED MARCH 31, 1972

Payments for the year ended March 31, 1972		No. of Apprn.	Service	APPROPRIATIONS						
				Legislative	Executive	Total	Expended	Unexpended	Over- expended	Remarks
INCOME ACCOUNT										
\$				\$	\$	\$	\$	\$	\$	
31,086.78	2101.	Minister's Office		29,160.00	.....	29,160.00	30,774.71	.....	1,614.71	O/C 548 & 550/72
635,303.13	2102.	General Administration		594,260.00	.....	594,260.00	632,416.68	.....	38,156.68	O/C 548/72
20,537.38	2104.	Liaison Office		16,880.00	.....	16,880.00	21,578.02	.....	4,698.02	O/C 548/72
70,878.75	2106.	Alberta Assessment Appeal Board		65,460.00	.....	65,460.00	71,417.99	.....	5,957.99	O/C 548/72
183,102.35	2107.	Assessment Commissioner and		.....	.....	.....	.....	.....	.....	
		Alberta Assessment Equalization Board		164,830.00	.....	164,830.00	182,292.00	.....	17,462.00	O/C 548/72
606,882.34	2109.	Provincial Planning Advisory Board		604,800.00	.....	604,800.00	604,048.59	751.41	.....	
218,627.06	2115.	Municipal Inspection Branch		216,500.00	.....	216,500.00	219,578.98	.....	3,078.98	O/C 548/72
470,734.92	2116.	Field Service		454,080.00	.....	454,080.00	469,985.30	.....	15,905.30	O/C 548/72
1,857,867.62	2117.	Assessment Branch		1,828,000.00	.....	1,828,000.00	1,863,329.37	.....	35,329.37	O/C 548/72
324,072.98	2118.	Special Areas Board		296,930.00	.....	296,930.00	324,072.98	.....	27,142.98	O/C 548/72
390,448.51	2119.	Town Planning		350,100.00	.....	350,100.00	388,820.00	.....	38,720.00	O/C 548/72
116,843.78	2120.	Local Authorities Board		118,870.00	.....	118,870.00	117,573.19	1,296.81	.....	
147,358.92	2121.	Public Utilities Board, Administration		149,360.00	.....	149,360.00	147,185.77	2,174.23	.....	
1,634,939.88	2123.	The Alberta Housing Act		7,162,119.00	.....	7,162,119.00	4,122,885.60	3,039,233.40	.....	
624,929.88	2124.	Emergency Measures Organization		621,720.00	.....	621,720.00	635,409.43	.....	13,689.43	O/C 485/72
14,212.87	Special	Warrant 80/71-72 (Priority Employment Program)		.....	26,750.00	26,750.00	15,087.05	11,662.95	.....	
\$ 7,356,420.27		TOTAL: Income Account		\$ 12,673,069.00	\$ 26,750.00	\$ 12,699,819.00	\$ 9,846,455.66	\$ 2,853,363.34 (Net)	.....	

Certified correct,

C. K. HUCKVALE, F.C.A.,  
Provincial Auditor

GOVERNMENT OF THE PROVINCE OF ALBERTA  
MUNICIPAL AFFAIRS DEPARTMENT  
EXPENDITURE CLASSIFIED BY APPROPRIATIONS AND CHARACTER  
FOR THE YEAR ENDED MARCH 31, 1972  
INCOME ACCOUNT

Service	2101 Minister's Office	2102 General Administration	2104 Liaison Office	2106 Alberta Assessment Appeal Board	2107 Assessment Commissioner and Alberta Assessment Equalization Board	2109 Provincial Planning Advisory Board	2115 Municipal Inspection Branch	2116 Field Service	2117 Assessment Branch	2118 Special Areas Board	2119 Town Planning	2120 Local Authorities Board	2121 Public Utilities Board— Administration	2123 The Alberta Housing Act	2124 Emergency Measures Organization	S.W. 80, 1971-72 Priority Employment Program	Totals
Advertising .....	\$ .....	\$ .....	\$ .....	\$ 166.60	\$ .....	\$ 488.47	\$ 314.36	\$ .....	\$ .....	\$ .....	\$ 295.80	\$ 1,922.61	\$ .....	\$ .....	\$ 3,072.15	\$ .....	\$ 6,259.99
Automobiles, trucks and mobile equipment, purchase .....	3,852.25	.....	.....	.....	.....	.....	.....	.....	.....	.....	.....	.....	.....	.....	.....	.....	3,852.25
Automobiles, trucks and mobile equipment, expenses .....	.....	596.80	.....	.....	.....	.....	.....	.....	.....	.....	.....	.....	.....	.....	6,144.03	.....	6,740.83
Contracts and agreements .....	.....	.....	.....	.....	.....	.....	.....	.....	.....	.....	.....	.....	.....	.....	1,316.96	.....	1,316.96
Entertainment expenses .....	.....	.....	.....	.....	.....	220.80	.....	.....	.....	.....	.....	.....	.....	.....	1,667.69	.....	1,888.49
Fees and commissions .....	121.50	7,686.39	.....	3,020.00	536.68	.....	.....	225.00	2,162.00	.....	335.81	1,026.50	498.70	.....	446.50	.....	17,059.08
Freight, express and cartage .....	.....	142.15	.....	.....	.....	.....	.....	827.31	728.91	.....	.....	.....	.....	.....	792.25	.....	2,490.62
Furniture, equipment and tools .....	.....	2,578.19	.....	.....	980.72	.....	501.22	262.07	7,707.85	.....	1,847.07	884.15	.....	.....	2,303.55	.....	17,064.82
Grants, prizes .....	.....	.....	.....	.....	.....	596,950.00	.....	.....	17,999.58	.....	.....	.....	.....	4,122,885.60	150,589.70	.....	4,888,424.88
Insurance .....	.....	.....	.....	.....	.....	.....	.....	.....	.....	.....	.....	.....	.....	.....	367.57	.....	367.57
Materials and supplies, administrative .....	1,254.61	34,500.27	5,473.70	675.22	1,037.35	1,407.29	7,140.57	4,223.24	8,855.86	.....	20,624.12	2,174.25	1,966.68	.....	11,828.17	.....	101,161.33
Materials and supplies, construction .....	.....	.....	.....	.....	.....	.....	.....	.....	188.49	.....	.....	.....	.....	.....	619.98	.....	808.47
Miscellaneous expenses .....	20.00	76.65	225.17	.....	8.55	181.04	3.50	1.30	.....	.....	109.20	8.50	18.00	.....	.....	99.22	762.95
Postage .....	.....	16,537.79	136.13	662.65	832.81	.....	856.60	3,436.32	3,212.37	.....	378.34	718.45	378.84	.....	1,920.74	.....	29,071.04
Rebates .....	.....	16,082.99	.....	.....	.....	150.00	.....	110.00	25,481.25	.....	5,369.47	.....	2,860.70	.....	2,753.51	.....	52,807.92
Repair and maintenance of furnishings, equipment and tools .....	.....	.....	.....	.....	.....	.....	.....	.....	.....	.....	.....	.....	.....	.....	1,354.19	.....	1,354.19
Repair and maintenance of office machines .....	117.55	1,992.65	.....	157.24	395.88	.....	539.20	1,162.00	3,403.57	.....	322.38	355.92	374.86	.....	1,336.58	.....	10,157.83
Stamp .....	23,030.37	538,253.69	15,347.68	61,571.88	164,678.18	.....	190,138.38	408,897.49	1,397,928.38	324,072.98	327,986.14	107,930.91	137,031.67	.....	384,324.88	.....	4,081,192.63
Telephone and telegraph .....	1,538.45	3,093.24	.....	168.34	1,049.44	.....	1,576.78	7,762.36	8,429.10	.....	3,470.30	827.49	553.00	.....	5,623.29	763.90	34,855.69
Training expenses of other than public servants .....	.....	.....	.....	.....	.....	1,022.50	.....	.....	.....	.....	.....	.....	.....	.....	26,323.48	337.10	27,683.08
Training expenses of public servants .....	839.98	9,538.64	395.34	4,996.06	12,772.39	3,628.49	18,170.12	40,520.63	363,011.42	.....	15,843.48	1,607.41	2,276.63	.....	29,764.20	.....	503,364.79
Travel .....	.....	304.00	.....	.....	.....	.....	338.25	700.00	8,240.00	.....	1,396.25	117.00	226.69	.....	207.25	.....	11,529.44
Unemployment Insurance, Government portion .....	.....	.....	.....	.....	.....	.....	.....	.....	.....	.....	.....	.....	.....	.....	.....	163.63	163.63
Wages .....	.....	1,033.23	.....	.....	.....	.....	.....	1,857.58	15,968.77	.....	10,841.64	.....	.....	.....	2,652.76	13,723.20	46,077.18
<b>TOTAL: Income Account .....</b>	<b>\$ 30,774.71</b>	<b>\$ 632,416.68</b>	<b>\$ 21,578.02</b>	<b>\$ 71,417.99</b>	<b>\$ 182,292.00</b>	<b>\$ 604,048.59</b>	<b>\$ 219,578.98</b>	<b>\$ 469,985.30</b>	<b>\$ 1,863,329.37</b>	<b>\$ 324,072.98</b>	<b>\$ 388,820.00</b>	<b>\$ 117,573.19</b>	<b>\$ 147,185.77</b>	<b>\$ 4,122,885.60</b>	<b>\$ 635,409.43</b>	<b>\$ 15,087.05</b>	<b>\$ 9,846,455.66</b>





STATEMENT No. 124

## GOVERNMENT OF THE PROVINCE OF ALBERTA

## MUNICIPAL AFFAIRS DEPARTMENT

## CASH COLLECTED ON INCOME AND CAPITAL ACCOUNTS

FOR THE YEAR ENDED MARCH 31, 1972

## INCOME ACCOUNT

	Actual	Estimates	In Excess of Estimates	Less than Estimates
Assessments .....	\$ 432,738.30	\$ 400,000.00	\$ 32,738.30	\$ .....
Government of Canada:				
Emergency measures organization .....	461,470.91	221,600.00	239,870.91	.....
Interest on:				
Agricultural advances, 1955 .....	235.29	200.00	35.29	.....
Agricultural advances, 1958 .....	943.57	600.00	343.57	.....
Agricultural advances, 1959 .....	643.29	300.00	343.29	.....
Agricultural advances, 1964 .....	198.73	100.00	98.73	.....
Agricultural advances, 1965 .....	355.85	100.00	255.85	.....
Agricultural advances, 1966 .....	832.02	600.00	232.02	.....
Agricultural advances, 1967 .....	1,573.83	1,135.00	438.83	.....
Agricultural advances, 1968 .....	682.99	400.00	282.99	.....
Agricultural advances, 1969 .....	910.00	800.00	110.00	.....
Agricultural advances, 1970 .....	757.84	500.00	257.84	.....
Agricultural advances, 1971 .....	12.47	.....	12.47	.....
Local Authorities Board:				
Debenture application fees .....	37,792.50	29,000.00	8,792.50	.....
General tariff .....	313.00	1,000.00	.....	687.00
Miscellaneous .....	4,158.60	3,200.00	958.60	.....
Planning Act:				
Subdivision fees .....	16,200.00	11,000.00	5,200.00	.....
Public Utilities Board:				
Tariff fees .....	4,313.89	1,300.00	3,013.89	.....
Reimbursement re administration of:				
Improvement districts .....	.....	617,080.00	.....	617,080.00
Mobile Equipment Licensing Act .....	74,581.65	50,000.00	24,581.65	.....
Special areas .....	.....	370,000.00	.....	370,000.00
<b>TOTAL: Income Account</b> .....	<b>\$ 1,038,714.73</b>	<b>\$ 1,708,915.00</b>	<b>.....</b>	<b>\$ 670,200.27</b>
				<b>(Net)</b>

## CAPITAL ACCOUNT

Agricultural advances, 1955 .....	\$ 531.00	\$ 1,000.00	\$ .....	\$ 469.00
Agricultural advances, 1958 .....	1,638.98	2,000.00	.....	361.02
Agricultural advances, 1959 .....	1,361.44	2,000.00	.....	638.56
Agricultural advances, 1964 .....	493.58	1,000.00	.....	506.42
Agricultural advances, 1965 .....	1,066.12	2,000.00	.....	933.88
Agricultural advances, 1966 .....	2,378.52	3,000.00	.....	621.48
Agricultural advances, 1967 .....	5,510.92	8,000.00	.....	2,489.08
Agricultural advances, 1968 .....	3,017.43	5,000.00	.....	1,982.57
Agricultural advances, 1969 .....	2,454.71	4,000.00	.....	1,545.29
Agricultural advances, 1970 .....	5,192.85	8,000.00	.....	2,807.15
Agricultural advances, 1971 .....	330.69	550.00	.....	219.31
<b>TOTAL: Capital Account</b> .....	<b>\$ 23,976.24</b>	<b>\$ 36,550.00</b>	<b>.....</b>	<b>\$ 12,573.76</b>
				<b>(Net)</b>

Certified correct,

C. K. HUCKVALE, F.C.A.,

Provincial Auditor

GOVERNMENT OF THE PROVINCE OF ALBERTA  
IMPROVEMENT DISTRICTS' TRUST ACCOUNT "A"  
BALANCE SHEET AS AT DECEMBER 31, 1971

## ASSETS

Current:		
Cash on hand and in transit .....		\$ 2,050,702.61
Collections held by Province of Alberta pending transfer .....		8,036,773.14
Accounts receivable:		
Taxes .....	\$ 2,792,879.51	
Less: Allowance for uncollectible taxes .....	18,496.20	
		<hr/>
Other .....	\$ 2,774,383.31	
	58,048.68	
		<hr/>
Accrued interest .....		2,832,431.99
Advances to hospital districts for capital expenditures, see contra (Note 1) .....		26,272.90
Prepaid expenses .....		67,600.26
		11,486.00
		<hr/>
		\$ 13,025,266.90
Investments, at cost: (approximate market value \$1,246,000.00)		
Government of Canada debentures, par value \$1,200,000.00 .....	\$ 1,169,675.00	
Alberta Resources Railway Corporation debentures, par value \$200,000.00 .....	200,000.00	
Alberta Municipal Financing Corporation shares .....	1,390.00	
		<hr/>
		1,371,065.00
Trust:		
Accounts held in Province of Alberta general trust account, see contra .....		278,313.01
		<hr/>
		\$ 14,674,644.91

## LIABILITIES AND SURPLUS

Current:		
Bank overdraft .....		\$ 595,002.75
Due to Province of Alberta, net (Note 2) .....		3,896,750.61
Accounts payable (Note 3) .....		377,072.93
		<hr/>
		\$ 4,868,826.29
Unexpended portion of capital grant .....		40,766.96
Long term debt:		
Debenture maturing 1972 to 1977, see contra (Note 1) .....	\$ 67,600.26	
Debenture maturing 1972 to 1995 .....	51,338.99	
		<hr/>
		118,939.25
Surplus:		
As at December 31, 1970 .....	\$ 7,011,215.13	
Add: Excess of receipts over payments for the year ended December 31, 1971 .....	3,852,322.87	
		<hr/>
		\$ 10,863,538.00
Deduct: Excess of liabilities over assets, other than cash and investments,		
as at December 31, 1971 (Note 4) .....	1,495,738.60	
		<hr/>
		9,367,799.40
Trust: see contra		
Tax sale surplus trust .....	\$ 271,967.26	
Public reserve trust .....	6,345.75	
		<hr/>
		278,313.01
		<hr/>
		\$ 14,674,644.91

The accompanying notes are part of these financial statements.

Edmonton, Alberta, June 21, 1972

I have examined the Balance Sheet of the Improvement Districts' Trust Account "A" as at December 31, 1971, and the Statement of Receipts, Payments and Surplus for the year then ended. My examination included a general review of the accounting procedures and such tests of accounting records and other supporting evidence as I considered necessary in the circumstances.

The Balance Sheet does not reflect fixed assets provided from the Trust Account or through the Province of Alberta grants.

In my opinion, subject to the qualification set out in the preceding paragraph, these financial statements present fairly the financial position of the Improvement Districts' Trust Account "A" as at December 31, 1971, and the results of the cash transactions for the year then ended, in accordance with generally accepted accounting principles.

C. K. HUCKVALE, F.C.A.,  
Provincial Auditor



GOVERNMENT OF THE PROVINCE OF ALBERTA  
IMPROVEMENT DISTRICTS' TRUST ACCOUNT "A"  
DETAILED STATEMENT OF RECEIPTS, PAYMENTS AND SURPLUS  
FOR THE YEAR ENDED DECEMBER 31, 1971

Improvement District No.	1	2	3	4	5	6	7	8	9	10	11	12	13	14	15	16	17	18	19	20	21	22	23	24	Other	Total
<b>Receipts:</b>																										
Taxes:																										
General	\$ 1,021,955.22	\$ 248,171.33		\$ 488.93	\$ 267,368.74	\$ 161,060.61	\$ 127,477.96	\$ 637,496.71	\$ 42,123.83	\$ 1,074,025.40	\$ 240,489.81	\$ 20,800.70	\$ 154.95	\$ 1,564,986.64	\$ 1,029,789.11	\$ 1,769,537.38	\$ 2,017,672.38	\$ 1,110,390.29	\$ 332,964.92	\$ 343,781.77	\$ 368,377.64	\$ 407,059.31	\$ 874,807.00	\$ 1,715.34		\$13,662,695.97
Well drilling equipment	7,018.76	1,433.74			1,203.85		196.80	10,484.85		69,369.53	967.76			68,922.78	14,729.01	48,637.54	14,454.26	1,627.56	1,403.54	986.33	2,794.24	258.43	9,966.96			254,455.94
Grass Cultivation Leases Act	471.60	12.24								882.81				1,188.42	300.30	5,093.97	1,974.19	770.55	2,061.68	4,699.21	4,900.47	2,665.03	5,779.96			30,800.03
Grass Lease Taxation Act, 1960	116.52						5.50			2.94																124.96
	\$ 1,029,562.10	\$ 249,617.31		\$ 488.93	\$ 268,572.59	\$ 161,060.61	\$ 127,680.26	\$ 647,981.56	\$ 42,123.83	\$ 1,144,280.68	\$ 241,457.57	\$ 20,800.70	\$ 154.95	\$ 1,635,097.84	\$ 1,044,818.42	\$ 1,823,268.89	\$ 2,034,100.83	\$ 1,112,788.40	\$ 336,430.14	\$ 349,467.31	\$ 376,072.35	\$ 409,982.77	\$ 890,553.52	\$ 1,715.34		\$13,948,076.90
<b>Grants:</b>																										
Municipalities Assistance Act	\$ 69,099.76	\$ 7,757.67			\$ 32,215.85	\$ 1,277.20	\$ 44,454.70	\$ 31,454.24		\$ 122,169.57	\$ 2,203.23			\$ 145,631.87	\$ 35,989.86	\$ 69,431.90	\$ 225,810.24	\$ 180,974.08	\$ 45,572.72	\$ 54,441.95	\$ 66,313.40	\$ 61,752.88	\$ 95,024.50			\$ 1,291,575.62
Municipal and Provincial Properties																										
Valuation Act	23,486.28	14,949.39		156.33	6,809.28	250.81	3,919.35	7,824.97	1,708.25	9,940.40	219.20	3,692.40	193.90	32,406.11	9,346.73	23,670.54	38,699.06	18,432.54	4,310.03	6,773.82	4,775.34	15,634.31	22,564.72			249,763.76
Agricultural Service Board Act	3,583.76	895.94								6,671.80				1,249.30	834.43	3,351.88	7,999.47	2,356.25	2,080.62	3,430.30	4,863.06	2,881.48	2,647.28			42,845.77
Grass Property Municipal Grants Act	2,788.46	6,993.72				99.90	486.20	2,101.31		559.51				4,994.46		261.10	1,348.64	4,132.12	1,937.67		1,981.11	1,914.08				29,598.28
Recreation Development Act	250.00													17,851.40	141.30		7,898.30	3,552.98								29,693.98
Other	4,947.20	223.30				329.70				59.50				25.00	102.20		50.00	383.40	75.00			75.00				6,270.30
	\$ 104,155.46	\$ 30,820.02		\$ 156.33	\$ 39,025.13	\$ 1,957.61	\$ 48,860.25	\$ 41,380.52	\$ 1,708.25	\$ 139,400.78	\$ 2,422.43	\$ 3,692.40	\$ 193.90	\$ 202,158.14	\$ 46,273.22	\$ 96,856.72	\$ 281,805.71	\$ 209,831.37	\$ 53,976.04	\$ 64,646.07	\$ 77,932.91	\$ 82,257.55	\$ 120,236.50			\$ 1,649,747.71
<b>Leases and permits:</b>																										
Motor equipment	\$ 4,354.65	\$ 1,400.54			\$ 5,472.31	\$ 4,685.09	\$ 1,777.44	\$ 20,459.81		\$ 42,213.91	\$ 3,482.56			\$ 63,559.59	\$ 26,709.90	\$ 60,931.11	\$ 25,781.82	\$ 74,582.18	\$ 1,528.44	\$ 2,760.73	\$ 4,879.33	\$ 1,689.70	\$ 39,601.32			\$ 385,870.43
Motor homes	2,978.75				2,964.00	603.00	1,062.50	1,256.75		32,693.22				8,065.25	43,160.00	3,645.50	1,904.75	531.00			252.00	120.00	722.00			99,958.72
	\$ 7,333.40	\$ 1,400.54			\$ 8,436.31	\$ 5,288.09	\$ 2,839.94	\$ 21,716.56		\$ 74,907.13	\$ 3,482.56			\$ 71,624.84	\$ 69,869.90	\$ 64,576.61	\$ 27,686.57	\$ 75,113.18	\$ 1,528.44	\$ 2,760.73	\$ 5,131.33	\$ 1,809.70	\$ 40,323.32			\$ 485,829.15
<b>For sale surplus:</b>																										
Interest credited	\$ 164,611.88	\$ 4,450.63			\$ 8,122.50		\$ 397.55	\$ 14,440.00		\$ 6,159.94				\$ 12,179.29	\$ 8,706.31	\$ 925.16	\$ 2,405.11	\$ 4,826.74			\$ 2.14	\$ 2,007.44	\$ 328.00			\$ 229,562.69
Interest from debenture issues	14,294.06	1,312.96	750.27	838.43	4,415.07	921.91	4,737.93	7,979.92	1,178.08	13,468.88	3,438.21	1,053.59	13.27	12,491.37	4,050.90	8,172.04	23,109.03	13,437.26	2,050.63	3,108.58	5,851.26	1,545.54	12,729.50	40.43		140,989.12
From Municipal Grants			2,968.00				143,750.00	3,372.00	1,189.00			1,034.00		251.00			15,917.00	28,241.28					6,458.00	661.00		143,750.00
For recovery losses	5,677.09	14,350.61			2.00		55.65			37.61	21.53			2,866.29	193.59	4.78	186.61	2,280.91	7.20	43.35	170.82	139.41				60,091.28
Miscellaneous	14,995.39	4,836.18			854.01	18.25	859.68	2,673.00	2.50	2,466.52	13.75			2,532.81	736.25	1,025.00	2,123.31	1,638.72	669.00	991.27	763.25	1,081.19	1,510.26		21,333.91	26,037.45
	\$ 199,578.42	\$ 24,950.38	\$ 3,718.27	\$ 838.43	\$ 13,393.58	\$ 940.16	\$ 149,745.16	\$ 28,520.57	\$ 2,369.58	\$ 22,132.95	\$ 3,473.49	\$ 2,087.59	\$ 13.27	\$ 30,320.76	\$ 13,687.05	\$ 10,126.98	\$ 43,741.06	\$ 50,424.91	\$ 2,726.83	\$ 4,143.20	\$ 6,787.47	\$ 4,773.58	\$ 21,025.76	\$ 701.43	\$ 21,333.91	\$ 661,554.79
<b>Total receipts</b>	\$ 1,340,629.38	\$ 306,788.25	\$ 3,718.27	\$ 1,483.69	\$ 329,427.61	\$ 169,246.47	\$ 329,125.61	\$ 739,599.21	\$ 46,201.66	\$ 1,380,721.54	\$ 250,836.05	\$ 26,580.69	\$ 362.12	\$ 1,939,201.58	\$ 1,174,648.59	\$ 1,994,829.20	\$ 2,387,334.17	\$ 1,448,157.86	\$ 394,661.45	\$ 421,017.31	\$ 465,924.06	\$ 498,824.00	\$ 1,072,139.10	\$ 2,416.77	\$ 21,333.91	\$16,745,208.55
<b>Payments:</b>																										
Salaries and wages	\$ 935,217.15	\$ 215,250.69	\$ 328.00	\$ 1,434.00	\$ 174,745.22	\$ 96,522.00	\$ 69,695.00	\$ 446,589.00	\$ 28,930.00	\$ 718,140.50	\$ 154,835.00	\$ 30,642.00	\$ 358.00	\$ 872,628.00	\$ 507,645.82	\$ 765,287.41	\$ 1,466,112.89	\$ 887,807.28	\$ 334,883.91	\$ 302,572.53	\$ 266,694.43	\$ 167,812.81	\$ 660,681.12	\$ 2,245.84		\$ 9,107,058.60
Roads and bridges	42,612.48	28,407.34			12,033.65	3,553.50	7,999.71	69,641.00		7,461.68	3,428.04			53,569.24	56,260.85	69,831.61	799.62	32,524.97	4,356.11	1,705.47	7,855.17	3,284.32	5,542.07			409,267.59
Administration	82,500.00	15,020.00			16,270.00	5,190.00	16,060.00	13,550.00		48,970.00	6,330.00			56,950.00	21,110.00	43,250.00	93,710.00	55,400.00	30,200.00	39,160.00	35,370.00	38,330.00	32,410.00			649,780.00
Grants to other municipalities																										
Police services	25,525.96	7,810.82	382.37		24,911.73	8,368.07	5,115.72	12,028.77		36,907.22		779.76		19,998.54	28,500.18	102,293.97	80,195.95	12,300.41	18,203.67	18,023.83	39,867.83	22,989.54	14,183.64			780,700.00
Fire services	12,663.50	1,416.00			3,577.60	283.80	3,862.50	8,121.60		18,158.39	340.20			32,097.04	8,248.81	15,404.35	60,523.06	34,904.78	9,270.63	13,773.34	18,764.64	12,595.79	23,677.82			478,387.98
Agricultural service boards	16,219.37	4,022.13								7,487.38				15,249.61	14,893.09	15,249.61	27,997.12	15,692.28	14,034.91	13,515.67	16,408.78	14,583.92	17,079.13			277,683.85
Recreation costs	18,396.55	588.65		64.64	320.41	616.20	532.08	14,634.48		38,765.15	1,241.05			5,333.22	3,061.77	10,149.32	6,977.89	19,354.93	1,237.44	1,724.87	1,715.29	23,988.54	24,777.25			185,207.13
Insurance on persons and property	7,164.62	727.00			7,209.57	1,533.08	16,177.27	7,025.28		17,665.68				7,206.68	809.94	5,951.65	17,509.11	9,639.44	2,079.78	3,726.36	2,884.21	3,666.65	35,183.84			175,479.73
Insurance premiums																										
Insurance	178.25	50.00			4,241.40			1,229.42		6,780.00				45,949.71	346.60	10,973.79	8,021.53	5,580.77					50.00			89,439.15
Interest expense	221.76	2.60			1,375.56		5,526.07			2,025.97	29.91	52.15	23.44	4,038.34	3,065.64	7,022.07	54,902.81	31,451.09	1,966.32	1,595.71	1,055.36	8,192.90	6,020.46			128,568.16
Water supply and waste removal, net	2,417.40	1,166.86			10,831.46		57,581.64	3,957.23		8,183.83				8,183.83	345.21	474.14	62,671.41	38,719.44	1,260.06		205.61	2,252.17	43,167.01			234,026.47
Other interest	758.40	94.40			872.99					2,112.00	478.00			9,212.12	4,697.30	6,422.90	8,265.41	8,630.00			2,238.49	2,704.87				46,486.88
Other	3,571.70	1,564.38			4,283.93	1,273.32	7,677.46	7,774.58		9,502.92	1,072.77			11,847.06	3,853.60	5,096.64	19,273.36	6,512.00	7,566.19	8,986.07	6,776.68	8,732.05	9,141.15			124,505.86
<b>Total payments</b>	\$ 1,147,447.14	\$ 276,120.87	\$ 710.37	\$ 1,498.64	\$ 260,673.52	\$ 117,339.97	\$ 190,227.45	\$ 584,551.36	\$ 28,930.00	\$ 966,619.89	\$ 167,754.97	\$ 31,473.91	\$ 381.44	\$ 1,212,937.52	\$ 702,288.81	\$ 1,231,307.46	\$ 2,033,545.02	\$ 1,435,867.39	\$ 425,059.02	\$ 410,118.58	\$ 422,764.95	\$ 315,130.38	\$ 927,891.18	\$ 2,245.84		\$12,892,885.68
<b>Surplus over payments for the year ended December 31, 1971</b>	\$ 193,182.24	\$ 30,667.38	\$ 3,007.90	\$ 74.95	\$ 68,754.09	\$ 51,906.50	\$ 138,898.16	\$ 155,047.85	\$ 17,271.66	\$ 414,101.65	\$ 83,081.08	\$ 4,893.22	\$ 19.32	\$ 726,264.06	\$ 472,359.78	\$ 763,521.74	\$ 353,789.15	\$ 12,290.47	\$ 30,397.57	\$ 10,898.73	\$ 43,159.11	\$ 183,693.62	\$ 144,247.9			



GOVERNMENT OF THE PROVINCE OF ALBERTA  
IMPROVEMENT DISTRICTS' TRUST ACCOUNT "A"  
NOTES TO THE FINANCIAL STATEMENTS

DECEMBER 31, 1971

NOTE 1 Repayment of principal and interest is made annually by The Alberta Hospital Services Commission under the Hospitalization Benefits Plan.

NOTE 2 The net liability to the Province of Alberta is comprised of the following:

Due to Province of Alberta re:		
Roads and bridges .....	\$	3,048,523.05
Administration .....		710,460.00
School Foundation Program Fund .....		674,780.00
Assessment costs .....		137,461.09
Other .....		7,654.99
		<u>4,578,879.13</u>
Due from Province of Alberta re:		
Licenses and permits .....	\$	337,183.49
Homeowners' tax discounts .....		170,536.11
Grants .....		154,255.26
Other .....		20,153.66
		<u>682,128.52</u>
	\$	<u>3,896,750.61</u>

NOTE 3 Accounts payable includes an amount of \$49,952.34 owing to the City of Drumheller pursuant to the annexation of the Hamlet of Midlandvale by the City from the Improvement District No. 7. Authorization of the annexation was given by the Local Authorities Board effective January 1, 1972, and includes the assumption of the contract for water and sewer services under construction and the related debenture debt. The amount owing consists of the following:

Proceeds from debenture issue in 1971 .....	\$	91,750.00
Less: Expenditures made on installation of the water and sewer system in 1971 .....		41,797.66
	\$	<u>49,952.34</u>

NOTE 4 Excess of liabilities over assets, other than cash and investments, consists of the following:

Liabilities:		
Due to Province of Alberta, net .....	\$	3,896,750.61
Accounts payable .....		377,072.93
Unexpended portion of capital grant .....		40,766.96
Debenture debt .....		118,939.25
	\$	<u>4,433,529.75</u>
Assets:		
Accounts receivable, net .....	\$	2,832,431.99
Advances to hospital districts for capital expenditures .....		67,600.26
Accrued interest .....		26,272.90
Prepaid expenses .....		11,486.00
		<u>2,937,791.15</u>
	\$	<u>1,495,738.60</u>



## GOVERNMENT OF THE PROVINCE OF ALBERTA

## SPECIAL AREAS BOARD

## BALANCE SHEET AS AT DECEMBER 31, 1971

## ASSETS

Current:			
Cash on hand and in transit .....		\$	430,238.25
Collections held by Province of Alberta pending transfer .....			1,688,089.41
Accounts receivable:			
Grazing leases .....	\$	31,143.80	
Other .....		16,830.79	
			47,974.59
Taxes receivable:			
General .....	\$	233,365.13	
Grazing .....		81,165.04	
Well drilling equipment .....		1,537.45	
	\$	316,067.62	
Less: Allowance for uncollectible taxes .....		663.36	
			315,404.26
Prepaid expenses:			
Materials and supplies .....	\$	242,084.95	
Unexpired insurance .....		7,440.56	
			249,525.51
Inventories held for resale, at cost .....			20,747.86
			\$ 2,751,979.88
Security deposits held in Province of Alberta general trust account, see contra .....			42,968.18
Alberta Municipal Financing Corporation shares .....			150.00
Fixed, at cost less accumulated depreciation: (Note 1)			
Road machinery and shop equipment .....	\$	451,648.99	
Buildings, general .....		48,674.41	
Youngstown shop .....		11,556.77	
Miscellaneous .....		7,933.27	
			519,813.44
			<u>\$ 3,314,911.50</u>

## LIABILITIES

Current:			
Bank overdraft .....		\$	4,146.84
Due to Province of Alberta, net (Note 2) .....			480,487.70
Accounts payable .....			95,040.65
Wages payable .....			16,303.58
			\$ 595,978.77
Deposits, see contra .....			42,968.18
Deferred revenue .....			7,092.25
Contributed surplus, arising from building donated by Province of Alberta .....			3,430.48
Surplus:			
As at December 31, 1970 .....	\$	2,580,305.72	
Deduct: Adjustments applicable to prior years, net .....		1,019.32	
	\$	2,579,286.40	
Add: Surplus for the year ended December 31, 1971 .....		86,155.42	
			2,665,441.82
			<u>\$ 3,314,911.50</u>

The accompanying notes are part of these financial statements.



Edmonton, Alberta, May 10, 1972

I have examined the Balance Sheet of the Special Areas Board as at December 31, 1971, and the Statement of Revenue and Expenditure for the year then ended. My examination included a general review of the accounting procedures and such tests of accounting records and other supporting evidence as I considered necessary in the circumstances.

I did not observe the taking of physical inventories at December 31, 1971 and was not able to satisfy myself concerning inventories by alternative means. The inventories are certified as to quantities and value by officials of the Board.

Cultivation rental revenues have been reported on a cash basis. There is an undetermined amount of cultivation rental revenue receivable by the Board which is not reflected in the Balance Sheet.

In my opinion, subject to the qualifications set out above, these financial statements present fairly the financial position of the Special Areas Board as at December 31, 1971, and the results of its operations for the year then ended, in accordance with generally accepted accounting principles applied on a basis consistent with that of the preceding year.

C. K. HUCKVALE, F.C.A.,  
*Provincial Auditor*

## GOVERNMENT OF THE PROVINCE OF ALBERTA

STATEMENT No. 128

## SPECIAL AREAS BOARD

## STATEMENT OF REVENUE AND EXPENDITURE

FOR THE YEAR ENDED DECEMBER 31, 1971

## REVENUE

## Taxes:

1971 general tax levy .....	\$ 1,503,708.32	
Add: Penalties and cost .....	15,547.38	
		\$ 1,519,255.70
1971 grazing tax levy .....	\$ 635,668.20	
Add: Penalties .....	3,070.67	

638,738.87

9,609.56

Well drilling equipment .....

\$ 2,167,604.13

## Provincial grants:

Roads .....	\$ 250,000.00
Municipalities Assistance Act .....	146,001.88
Agricultural Service Board Act .....	15,943.25
Municipal and Provincial Properties Valuation Act .....	13,696.10
Agricultural Pests Act .....	3,131.70
Provincial Parks Act .....	2,000.00
Recreation Development Act .....	1,951.00
Livestock Diseases Act .....	1,274.00

433,997.93

Cultivation rentals .....

423,916.03

Grazing rentals .....

222,993.85

Community pastures, net .....

63,893.58

Fees .....

56,883.27

Mineral surface leases .....

51,270.50

Pipeline agreements .....

32,040.94

Right of entry awards .....

25,194.25

Interest earnings .....

14,686.08

Miscellaneous rentals .....

12,608.85

Sale of sand and gravel .....

12,492.60

Licenses of occupation and transmission line easements .....

9,365.09

Licenses and permits, mobile equipment and mobile homes .....

7,185.81

Land sales .....

6,784.10

Sale of improvements and materials, net .....

3,149.23

Miscellaneous .....

2,631.92

\$ 3,546,698.16

## STATEMENT No. 128—Continued

## EXPENDITURE

1971 school requisitions .....	\$ 1,613,235.64
Maintenance of roads and bridges .....	1,063,855.08
Salaries .....	400,963.69
1971 hospital requisitions .....	93,470.29
Depreciation .....	91,269.21
Health services .....	44,230.00
Grass seed, net .....	20,746.87
Mobile telephones .....	13,365.92
Travelling expenses .....	12,773.00
Senior citizens' home .....	12,768.70
Protection to persons and property .....	11,387.73
Agricultural Service Board .....	11,095.08
Telephone and telegraph .....	6,712.81
Insurance .....	6,712.60
Cancellation of tax arrears .....	6,634.49
Heat, light and power .....	6,312.62
Canada Pension Plan contributions .....	4,936.34
Miscellaneous grants .....	4,741.01
Postage .....	4,066.81
1971 Alberta Planning Fund requisition .....	3,782.23
Assessment costs .....	3,440.14
Freight and express .....	3,378.09
Advisory board, road committees' and ratepayers' meetings .....	3,363.71
Unemployment insurance .....	2,895.70
Stationery and supplies .....	2,883.45
Maintenance of buildings and offices .....	2,321.80
Taxes .....	1,360.79
Brucellosis control .....	1,274.00
Loss on disposal of equipment .....	1,006.50
Miscellaneous .....	5,558.44
	<u>\$ 3,460,542.74</u>
Surplus for the year ended December 31, 1971 .....	<u>\$ 86,155.42</u>

## GOVERNMENT OF THE PROVINCE OF ALBERTA

## SPECIAL AREAS BOARD

## NOTES TO THE FINANCIAL STATEMENTS

DECEMBER 31, 1971

## NOTE 1 Fixed Assets:

	Cost	Accumulated Depreciation	Net Book Value
Road machinery and shop equipment .....	\$ 1,433,622.70	\$ 981,973.71	\$ 451,648.99
Buildings, general .....	99,193.90	50,519.49	48,674.41
Youngstown shop .....	165,956.27	154,399.50	11,556.77
Miscellaneous .....	24,943.96	17,010.69	7,933.27
	<u>\$ 1,723,716.83</u>	<u>\$ 1,203,903.39</u>	<u>\$ 519,813.44</u>

## NOTE 2 The net liability to the Province of Alberta is comprised of the following:

Due to Province of Alberta re:		
Salaries .....	\$ 399,270.39	
1971 school requisitions .....	378,223.00	
		\$ 777,493.39
Due from Province of Alberta re:		
Grants .....	\$ 265,174.68	
Homeowners' tax discounts .....	12,589.15	
Other .....	19,241.86	
		297,005.69
		<u>\$ 480,487.70</u>

STATEMENT No. 129

## GOVERNMENT OF THE PROVINCE OF ALBERTA

## ALBERTA HOUSING CORPORATION

## BALANCE SHEET AS AT DECEMBER 31, 1971

(with comparative figures as at December 31, 1970)

## ASSETS

	1971	1970
Current:		
Short term investments, including accrued interest .....	\$ .....	\$ 200,263.01
Accounts receivable:		
Province of Alberta .....	\$ 2,479,352.50	\$ 1,364,407.58
Other .....	262,949.87	288,645.82
	<u>\$ 2,742,302.37</u>	<u>\$ 1,653,053.40</u>
Prepaid expenses .....	53,190.98	31,644.78
	<u>\$ 2,795,493.35</u>	<u>\$ 1,884,961.19</u>
Mortgage insurance fund (Note 1) .....	28,110.40	
Deposit, Workmen's Compensation Board .....	9,909.06	10,000.00
Deferred charges:		
Unamortized debenture discount .....	37,202.89	40,064.65
Investments in projects, Statement No. 131 .....	21,595,347.01	17,744,488.22
Fixed, Statement No. 132 .....	20,145,839.90	7,682,180.82
	<u><u>\$ 44,611,902.61</u></u>	<u><u>\$ 27,361,694.88</u></u>

## LIABILITIES

	1971	1970
Current:		
Bank overdraft .....	\$ 702,058.36	\$ 19,781.33
Bank loans .....	3,500,000.00	
Accounts payable .....	1,852,676.68	757,876.59
Holdbacks payable .....	1,213,440.91	101,506.67
Accrued interest .....	67,492.07	43,458.47
	<u>\$ 7,335,668.02</u>	<u>\$ 922,623.06</u>
Mortgage insurance reserve (Note 1) .....	28,110.40	
Deferred commission payable (Note 2) .....	164,583.56	225,605.92
Long term debt, Statement No. 133 .....	31,482,124.36	24,246,188.63
Contributed surplus (Note 3) .....	5,601,416.27	1,967,277.27
	<u><u>\$ 44,611,902.61</u></u>	<u><u>\$ 27,361,694.88</u></u>

The accompanying notes are part of these financial statements.

Edmonton, Alberta, May 9, 1972

I have examined the Balance Sheet of the Alberta Housing Corporation with supporting schedules as at December 31, 1971, and the Statement of Revenue and Expenditure for the year then ended. My examination included a general review of the accounting procedures and such tests of accounting records and other supporting evidence as I considered necessary in the circumstances.

In my opinion, subject to the comments included in Note 5 and Note 7 to these financial statements, these statements present fairly the financial position of the Corporation as at December 31, 1971, and the results of its operations for the year then ended, in accordance with generally accepted accounting principles applied on a basis consistent with that of the preceding year.

C. K. HUCKVALE, F.C.A.,  
Provincial Auditor

GOVERNMENT OF THE PROVINCE OF ALBERTA  
ALBERTA HOUSING CORPORATION  
STATEMENT OF REVENUE AND EXPENDITURE  
FOR THE YEAR ENDED DECEMBER 31, 1971  
(with comparative figures for 1970)

	1971	1970*
Rentals	\$ 1,187,087.35	\$ 941,891.00
Interest earnings on:		
Housing loans	108,469.62	68,755.58
Short term investments	84,289.83	28,410.62
Other	864.24	
Profit on sale of land and buildings	194,192.97	9,684.88
Easement fees	74,990.00	
Loan application fees	10,930.00	
Other	1,112.02	1,014.63
	<u>\$ 1,661,936.03</u>	<u>\$ 1,049,756.71</u>

	1971	1970*
Grants	\$ 1,515,832.88	\$ 467,038.94
Building maintenance and expenses	789,247.39	672,119.88
Salaries	718,015.88	483,661.59
Interest	456,969.41	439,401.81
Rentals	171,822.78	127,345.06
Depreciation	134,717.73	97,953.83
Aircraft maintenance and expenses	87,010.69	25,699.86
Travelling, moving allowances and conference expenses	75,456.87	115,422.76
Printing, stationery, postage and office supplies	43,547.71	23,317.32
Employee benefits	41,399.48	8,023.17
Telephone and telegraph	29,187.07	16,160.74
Fees	19,354.70	49,549.42
Truck maintenance and expenses	16,045.77	7,568.90
Insurance	13,248.54	11,420.84
Amortization of leasehold improvements	9,761.86	975.58
Amortization of public housing projects	6,508.73	6,998.91
Advertising	4,623.83	2,871.16
Amortization of debenture discount	2,861.76	2,861.76
Bad debt		2,648.89
Office equipment maintenance	1,429.27	
Freight	1,007.85	910.06
Abandoned project costs	845.00	44,323.77
Miscellaneous	2,393.33	193.01
	<u>\$ 4,141,288.53</u>	<u>\$ 2,606,467.26</u>

Excess of expenditure over revenue for the year ended December 31	\$ 2,479,352.50	\$ 1,556,710.55
Contributions by the Province of Alberta for the year ended December 31	<u>2,479,352.50</u>	<u>1,556,710.55</u>

\*1970 figures have been restated to conform with a reclassification of expenditure which became effective January 1, 1971.



STATEMENT No. 131

GOVERNMENT OF THE PROVINCE OF ALBERTA

ALBERTA HOUSING CORPORATION

## STATEMENT OF INVESTMENTS IN PROJECTS

AS AT DECEMBER 31, 1971

(with comparative figures as at December 31, 1970)

	1971	1970
Land assemblies, at cost (Note 4) .....	\$ 10,479,775.84	\$ 10,529,419.25
Housing loans receivable, including accrued interest (Note 5) .....	4,188,146.37	1,200,782.58
Student housing (Note 6) .....	2,961,387.72	3,006,229.57
Urban renewal (Note 7) .....	2,051,492.89	1,512,856.39
Public housing, at cost less accumulated amortization (Note 8) .....	1,644,765.85	1,293,762.93
Agreements receivable, including accrued interest .....	269,778.34	201,437.50
	<u>\$ 21,595,347.01</u>	<u>\$ 17,744,488.22</u>

STATEMENT No. 132

GOVERNMENT OF THE PROVINCE OF ALBERTA  
ALBERTA HOUSING CORPORATION  
STATEMENT OF FIXED ASSETS

AS AT DECEMBER 31, 1971

(with comparative figures as at December 31, 1970)

	Cost or Appraised Value		Accumulated Depreciation		Balance	
	1971	1970	1971	1970	1971	1970
Land, at cost or appraised value (Note 9) .....	\$ 956,931.15	\$ 966,781.28	\$		\$ 956,931.15	\$ 966,781.28
Buildings, at cost or appraised value (Note 9) .....	10,947,948.94	6,120,134.84	338,480.00	120,381.00	10,609,468.94	5,999,753.84
Mobile homes, at cost .....	78,967.19	23,400.00	5,071.81	2,340.00	73,895.38	21,060.00
Trucks, equipment and tools, at cost .....	190,278.53	119,800.03	26,068.75	6,874.83	164,209.78	112,925.20
Buildings under construction, at cost .....	8,306,929.57	565,739.86			8,306,929.57	565,739.86
Leasehold improvements, at cost .....	45,142.52	16,896.22	10,737.44	975.58	34,405.08	15,920.64
	<u>\$ 20,526,197.90</u>	<u>\$ 7,812,752.23</u>	<u>\$ 380,358.00</u>	<u>\$ 130,571.41</u>	<u>\$ 20,145,839.90</u>	<u>\$ 7,682,180.82</u>

STATEMENT No. 133

GOVERNMENT OF THE PROVINCE OF ALBERTA  
ALBERTA HOUSING CORPORATION  
STATEMENT OF LONG TERM DEBT

AS AT DECEMBER 31, 1971

(with comparative figures as at December 31, 1970)

	December 31	
	1971	1970
Debentures:		
5 3/4% debenture, maturing November 1, 1998 (Note 10) .....	\$ 2,627,152.49	\$ 2,667,138.56
6 1/4% debenture, maturing March 1, 1998 (Note 10) .....	334,235.23	339,091.01
7 7/8% debenture, maturing January 1, 1986 (Note 11) .....	4,720,053.26	.....
8 1/4% debenture, maturing July 1, 1986 (Note 11) .....	3,162,991.84	.....
9 3/8% debenture, maturing September 15, 1984, repayable in Deutsche Marks (8,140,000) (Note 12) .....	2,200,000.00	2,200,000.00
	<u>\$ 13,044,432.82</u>	<u>\$ 5,206,229.57</u>
Advances from Province of Alberta (Note 13) .....	15,395,129.78	13,083,504.73
Advances from Central Mortgage and Housing Corporation (Note 14) .....	1,230,500.00	4,367,179.99
Mortgages payable (Note 15) .....	1,812,061.76	1,589,274.34
	<u><u>\$ 31,482,124.36</u></u>	<u><u>\$ 24,246,188.63</u></u>

GOVERNMENT OF THE PROVINCE OF ALBERTA  
ALBERTA HOUSING CORPORATION  
NOTES TO THE FINANCIAL STATEMENTS  
DECEMBER 31, 1971

NOTE 1 This comprises mortgage fees collected from new mortgagors to be used to offset future losses, if any, on mortgages receivable and consists of the following:

Cash in bank .....	\$ 28,018.58
Accrued interest .....	91.82
	<u>\$ 28,110.40</u>

NOTE 2 Deferred commission payable represents the balance of agent's commissions owing in connection with a land assembly project. In accordance with the terms of an agreement with the agent the amount is payable in three consecutive yearly payments. Payments due during the year ending December 31, 1972, aggregate \$61,024.66.

NOTE 3 Contributed surplus is comprised of appraised values of properties received from the Province of Alberta and the Northland School Division less land titles registration fees and provision for depreciation of buildings. Transactions during the year are summarized hereunder:

Balance as at December 31, 1970 .....	\$ 1,967,277.27
Add: Properties received from the Province of Alberta appraised during 1971:	
Land .....	\$ 2,475.00
Buildings .....	3,737,631.00
	<u>3,740,106.00</u>
	\$ 5,707,383.27
Less: Provision for depreciation of buildings .....	105,967.00
Balance as at December 31, 1971 .....	<u>\$ 5,601,416.27</u>

NOTE 4 The Corporation purchases land for the development of housing projects or other related purposes by the Corporation or for sale to municipalities.

NOTE 5 No provision has been made for possible losses arising from non-collection. Advances are secured by mortgage agreements or promissory notes, adequacy of which may prove doubtful. Payments due and in arrears for periods in excess of three months aggregated \$28,896.46 as at December 31, 1971, and related to loans accounts with a principal amount outstanding of \$235,591.45.

NOTE 6 This represents the Corporation's equity in students' residence buildings at the Agricultural and Vocational Colleges at Fairview and Vermilion. This asset and the corresponding liability (see Note 10) will be reduced by funds to be provided by the Province of Alberta to meet the required semi-annual payments of principal.

NOTE 7 No provision has been made for possible losses arising from non-recovery of contributions under urban renewal schemes. Recovery is dependent on land sales and is undeterminable.

NOTE 8 This amount represents the Corporation's portion of construction costs on public housing projects shared jointly with the Central Mortgage and Housing Corporation and various municipalities and will be amortized over a fifty year period from date of completion of each project. Net rental revenues from the projects are distributed to the participants in the ratio of their investments.

NOTE 9 The majority of properties transferred to the Corporation at a nominal value are reflected in the statements at appraised values. Transferred properties not appraised as at December 31, 1971, are not reflected in the statements. All other properties are recorded at cost.

NOTE 10 The proceeds of these debenture issues were used to finance the construction of students' residence buildings at the Agricultural and Vocational Colleges at Fairview and Olds. Funds to meet semi-annual payments to retire the debenture debt will be provided by the Province of Alberta. Principal payments due during the year ending December 31, 1972, aggregate \$47,482.33. (See also Note 6).

NOTE 11 The proceeds of debenture issues were used to finance the purchase of land for the development of housing projects by sale to the City of Edmonton. Principal repayments due in the forthcoming year total \$313,984.80.

NOTE 12 Proceeds of issue were used to finance the acquisition and construction of staff housing. Total principal is due and payable at maturity.

NOTE 13 Section 17(2)(1) of The Alberta Housing Act provides for the repayment of these advances. No terms and conditions of repayment have been established as at this date.

NOTE 14 This represents advance payments by Central Mortgage and Housing Corporation for a housing project. The loan, to be converted into debentures upon request, together with interest at the rate of 7% per annum, is repayable on a semi-annual basis from the date of completion of the project.

NOTE 15 Mortgages are repayable in equal monthly instalments of interest, principal and taxes. Total repayments during the year ending December 31, 1972, will aggregate \$242,171.88.

NOTE 16 The repayment of principal and interest of any borrowings by the Corporation and the principal and interest of, and any premiums payable under, any notes, bonds, mortgages, debentures or other securities issued by the Corporation, are guaranteed by the Province of Alberta under provision of Section 13(1) of The Alberta Housing Act, 1970.

STATEMENT No. 134

GOVERNMENT OF THE PROVINCE OF ALBERTA  
PROVINCIAL SECRETARY'S DEPARTMENT  
STATEMENT OF LEGISLATIVE AND EXECUTIVE APPROPRIATIONS, EXPENDITURES AND UNEXPENDED BALANCES  
FOR THE YEAR ENDED MARCH 31, 1972

Payments for the year ended March 31, 1972	No. of Apprn.	Service	APPROPRIATIONS						Over- expended	Remarks
			Legislative	Executive	Total	Expended	Unexpended			
INCOME ACCOUNT										
\$ 1,280.39	2201.	Minister's Office	\$ 1,000.00	\$ 12,000.00	\$ 1,000.00	\$ 1,244.00	\$	244.00	O C 851/71	
\$ 65,315.63	2202.	General Administration	49,000.00	* 4,500.00	65,500.00	64,962.51	337.49		S.W. 48/71-72	
817.31	2204.	Amusements Branch								
4,150.39	2205.	Companies Branch								
1,256.16	2207.	Insurance Branch								
1,848.72	2208.	Fire Prevention Branch								
1,934.01	2211.	Fuel Oil Tax Branch								
16,234.59	2213.	Cultural Development Branch								
2,039.47	2214.	Auditorium, Edmonton								
7,092.95	2216.	Auditorium, Calgary								
27,068.54	2220.	Public Relations Branch								
1,371.61	2222.	Provincial Museum								
	2226.	Provincial Archives								
\$ 131,897.83		TOTAL: Income Account	\$ 50,000.00	\$ 16,500.00	\$ 66,500.00	\$ 66,206.51	\$ 293.49	(Net)		

\*Transferred from Apprn. 2713—Salary Contingencies.

Certified correct,

C. K. HUCKVALE, F.C.A.,  
Provincial Auditor

GOVERNMENT OF THE PROVINCE OF ALBERTA  
 PROVINCIAL SECRETARY'S DEPARTMENT  
 EXPENDITURE CLASSIFIED BY APPROPRIATIONS AND CHARACTER  
 FOR THE YEAR ENDED MARCH 31, 1972  
 INCOME ACCOUNT

Service	2201 Minister's Office	2202 General Administration	Totals
Materials and supplies, administrative .....	\$ .....	\$ 643.18	\$ 643.18
Miscellaneous expenses .....	.....	152.34	152.34
Postage .....	.....	389.55	389.55
Repair and maintenance of office machines .....	.....	330.68	330.68
Salaries .....	1,244.00	62,405.09	63,649.09
Wages .....	.....	1,041.67	1,041.67
<b>TOTAL: Income Account .....</b>	<b>\$ 1,244.00</b>	<b>\$ 64,962.51</b>	<b>\$ 66,206.51</b>



STATEMENT No. 136

## GOVERNMENT OF THE PROVINCE OF ALBERTA

## PUBLIC DEBT

STATEMENT OF LEGISLATIVE AND EXECUTIVE APPROPRIATIONS, EXPENDITURES AND UNEXPENDED BALANCES  
FOR THE YEAR ENDED MARCH 31, 1972

Payments for the year ended March 31, 1972		No. of Apprn.	Service	APPROPRIATIONS					Remarks	
				Legislative	Executive	Total	Expended	Unexpended		Over-expended
INCOME ACCOUNT										
\$	173,284.69	2302.	Public Debt, Administration	\$ 267,785.00		\$ 267,785.00	\$ 123,690.44	\$ 144,094.56	\$	
	10,430,333.35	2303.	Public Debt, Interest	11,250,000.00		11,250,000.00	13,315,402.80			2,065,402.80
	3,301,953.32	2305.	Debt Retirement	3,302,000.00		3,302,000.00	3,301,953.32		46.68	

Certified correct,

C. K. HUCKVALE, F.C.A.,  
Provincial Auditor

## GOVERNMENT OF THE PROVINCE OF ALBERTA

## PUBLIC DEBT

## EXPENDITURE CLASSIFIED BY APPROPRIATIONS AND CHARACTER

FOR THE YEAR ENDED MARCH 31, 1972

## INCOME ACCOUNT

Service	2302 Public Debt— Administration	2303 Public Debt— Interest	2305 Debt Retirement	Totals
Fees and commissions .....	\$ 59,527.83	\$ .....	\$ .....	\$ 59,527.83
Freight, express and cartage .....	649.95	.....	.....	649.95
Furnishings, equipment and tools .....	1,561.20	.....	.....	1,561.20
Interest .....	.....	13,315,402.80	.....	13,315,402.80
Materials and supplies, administrative .....	3,507.49	.....	.....	3,507.49
Miscellaneous expense .....	59.28	.....	.....	59.28
Postage .....	2,377.51	.....	.....	2,377.51
Redemption of debt .....	.....	.....	3,301,953.32	3,301,953.32
Rentals .....	3,886.83	.....	.....	3,886.83
Repair and maintenance of office machines .....	339.22	.....	.....	339.22
Salaries .....	51,726.48	.....	.....	51,726.48
Travelling expenses of public servants .....	54.65	.....	.....	54.65
<b>TOTAL: Income Account</b> .....	<b>\$ 123,690.44</b>	<b>\$13,315,402.80</b>	<b>\$ 3,301,953.32</b>	<b>\$16,741,046.56</b>

## GOVERNMENT OF THE PROVINCE OF ALBERTA

## PUBLIC DEBT

## CASH COLLECTED ON CAPITAL ACCOUNT

FOR THE YEAR ENDED MARCH 31, 1972

	Actual	Estimates	In Excess of Estimates	Less than Estimates
<b>STATUTORY:</b>				
Proceeds from sale of Province of Alberta debentures:				
6½% due June 15, 1976 .....	\$ 24,875,000.00	.....	\$ 24,875,000.00	.....
8½% due June 15, 1991 .....	24,750,000.00	.....	24,750,000.00	.....
7¾% due October 15, 1991 .....	49,000,000.00	.....	49,000,000.00	.....
6.9% due March 31, 1992 .....	4,000,000.00	.....	4,000,000.00	.....
	<b>\$102,625,000.00</b>	.....	<b>\$102,625,000.00</b>	.....

Certified correct,

C. K. HUCKVALE, F.C.A.,  
Provincial Auditor



GOVERNMENT OF THE PROVINCE OF ALBERTA  
HEALTH AND SOCIAL DEVELOPMENT DEPARTMENT  
STATEMENT OF LEGISLATIVE AND EXECUTIVE APPROPRIATIONS, EXPENDITURES AND UNEXPENDED BALANCES  
FOR THE YEAR ENDED MARCH 31, 1972

Payments for the year ended March 31, 1972	No. of Apprn.	Service	APPROPRIATIONS					Over- expended	Remarks	
			Legislative	Executive	Total	Expended	Unexpended			
INCOME ACCOUNT										
\$			\$		\$	\$	\$	\$		
3,273.67	2401.	Minister's Office	12,800.00	.....	12,800.00	2,768.88	10,031.12	.....		
353,349.39	2402.	General Administration	553,600.00	.....	553,600.00	352,754.09	200,845.91	.....	11,767.08	O/C 334/72
186,401.36	2403.	Division of Epidemiology	180,000.00	.....	180,000.00	187,583.74	.....	.....	12,583.74	O/C 334/72
193,240.28	2405.	Division of Vital Statistics	180,000.00	.....	180,000.00	192,543.74	.....	.....	756.08	O/C 334/72
18,101.22	2409.	Civil Service Nurse	17,600.00	.....	17,600.00	18,356.08	.....	.....	.....	
553,743.50	2411.	Health Services, Extension Program	819,000.00	.....	819,000.00	553,743.50	265,256.50	.....	.....	
275,234.68	2414.	Communicable Diseases	361,200.00	.....	361,200.00	285,870.68	75,329.32	.....	.....	
2,849,054.97	2415.	Health Units and Grants for Public Health Services	3,014,400.00	.....	3,014,400.00	2,849,104.37	165,295.63	.....	.....	
220,516.07	2416.	Municipal Nursing Service	227,700.00	.....	227,700.00	220,442.81	7,257.19	.....	.....	
45,580.41	2417.	Dental Health Services	97,700.00	.....	97,700.00	97,700.00	.....	.....	3,191.74	O/C 1963/71 & 334/72
27,518.83	2418.	Public Health Education	250,400.00	.....	250,400.00	271,803.64	23,896.40	.....	26,498.61	O/C 334/72
383,948.01	2425.	Health Inspection Service	58,350.00	.....	58,350.00	276,898.61	.....	.....	1,544.37	O/C 1541/71 & 334/72
185,998.21	2428.	Industrial Health Service	212,000.00	.....	212,000.00	59,894.37	25,319.97	.....	.....	
1,555,760.89	2430.	Division of Medical Services	1,614,100.00	.....	1,614,100.00	186,680.03	61,471.79	.....	.....	
22,150.15	2431.	Northern Alberta Health Services	29,000.00	.....	29,000.00	1,552,628.21	.....	.....	.....	
7,582,472.00	2432.	Alberta Health Care Insurance Act	6,300,000.00	.....	6,300,000.00	22,255.50	6,744.50	.....	.....	
40,307.88	2433.	Inulin and Other Special Drugs	52,000.00	.....	52,000.00	39,290.85	12,709.15	.....	.....	
573,305.36	2436.	Research and Development	751,300.00	.....	751,300.00	583,185.72	168,116.78	.....	.....	
69,531.80	2437.	Rehabilitation Services	10,000.00	.....	10,000.00	71,544.14	9,978.20	.....	.....	
133,026.63	2441.	Cerebral Palsy Clinic	147,000.00	.....	147,000.00	132,158.47	14,841.53	.....	.....	
88,896.36	2444.	Multiple Handicapped Program	81,400.00	.....	81,400.00	81,194.59	205.41	.....	.....	
462,592.00	2455.	Division of Tuberculosis Control	364,000.00	.....	364,000.00	471,292.11	202,097.18	.....	.....	
1,643,372.64	2457.	Baker Memorial Sanatorium	1,845,900.00	.....	1,845,900.00	1,643,802.82	76,118.43	.....	.....	
1,140,416.24	2460.	Community Psychiatric Service	1,216,000.00	.....	1,216,000.00	1,139,881.57	76,118.43	.....	.....	
103,004.32	2462.	Division of Mental Health	183,000.00	.....	183,000.00	104,286.38	78,713.62	.....	.....	
5,123,075.66	2463.	Alberta Hospital, Ponoka	5,458,800.00	.....	5,458,800.00	5,114,039.89	324,760.11	.....	.....	
6,797,960.40	2465.	Alberta Hospital, Edmonton	6,852,500.00	.....	6,852,500.00	6,794,386.62	58,113.38	.....	.....	
174,138.93	2472.	Emotionally Disturbed Children's Program	180,500.00	.....	180,500.00	173,388.56	7,111.44	.....	.....	
36,098.08	2474.	Intensive Care Hospital for Mentally Retarded	300,000.00	.....	300,000.00	59,386.37	240,613.63	.....	.....	
4,953,810.50	2475.	Alberta School Hospital, Red Deer	4,923,600.00	.....	4,923,600.00	4,968,540.01	44,940.01	.....	.....	O/C 334/72
4,981,226.92	2477.	Deerhome, Red Deer	4,905,400.00	.....	4,905,400.00	4,979,494.90	74,094.90	.....	.....	O/C 334/72
1,190,045.36	1411.	Division of Alcoholism	1,200,000.00	.....	1,200,000.00	1,197,427.40	2,572.60	.....	.....	
\$ 41,892,604.12		TOTAL: Health General	\$ 42,392,650.00	.....	\$ 42,392,650.00	\$ 40,634,991.99	1,757,658.01	.....	.....	(Net)





GOVERNMENT OF THE PROVINCE OF ALBERTA  
DEPARTMENT OF HEALTH AND SOCIAL DEVELOPMENT  
EXPENDITURE CLASSIFIED BY APPROPRIATIONS AND CHARACTER  
FOR THE YEAR ENDED MARCH 31, 1972  
INCOME ACCOUNT

Service	2401 Minister's Office	2402 General Administration	2403 Division of Epidemiology	2405 Division of Vital Statistics	2409 Civil Service Nurse	2411 Health Services— Extension Program	2414 Communicable Diseases	2415 Health Units and Grants for Public Health Services	2416 Municipal Nursing Service	2417 Dental Health Services	2418 Public Health Education	2422 Division of Social Hygiene	2425 Health Inspection Service	2428 Industrial Health Service	2430 Division of Medical Services	2431 Northern Alberta Health Services	2432 Alberta Health Care Insurance Act	2433 Other Special Drugs	2436 Nursing Aides Act	2437 Laboratory and X-Ray School	2441 Medical Rehabilitation Services	2442 Cerebral Palsy Clinic	2444
Advertising	\$	\$	\$	\$	\$	\$	\$	\$	\$	\$	\$	\$	\$	\$	\$	\$	\$	\$	\$	\$	\$	\$	\$
Automobiles, trucks and mobile equipment, purchase		3,410.76								1,088.40													
Automobiles, trucks and mobile equipment, expenses														3,615.65									
Other expenses																							
Competition																							
Contracts and agreements																							
Insurance expenses								595.20	135.93														
Fees and commissions				6,970.50	850.00			19,828.00		235.00	107.60	21,931.80	514.58		1,308,978.82				33,459.91	719.75		5,540.00	
Freight, express and cartage		1,712.09	281.39				1,485.70			273.23	487.20	624.68	1,000.00	130.25	285.55				279.26				
Furnishings, equipment and tools		2,289.92		652.25															6,910.28	7,282.11		733.40	
Grants, prizes		3,000.00								1,475.90	1,466.65	582.56	300.00	34,454.25	4,571.90		6,300,000.00						
Registration							1,000.00	2,797,370.60	183,285.42									336,434.30					
Insurance															915.00								
Stock for bearing animals, poultry, bees and fish																							
Maintenance in homes and schools																						1,302.00	
Materials and supplies, administrative	150.63	12,597.18	783.65	17,519.47	1,647.77		216,356.50	417.29	1,020.70	12,248.64	10,713.37	28,493.91	3,709.37	4,068.51	81,624.72			39,241.35	13,540.46	6,840.07		4,615.54	
Materials and supplies, construction														729.11									
Medical and hospital services						553,743.50										174.64		49.50	9.58	232.36	21.80	174.14	
Maintenance expenses	100.00	59.05	51.00	84.26	57.24			133.56	144.34	51.11	86.61	6.65	70.77	278.93					3,710.47	296.90		202.88	
Postage		2,187.05	158.89	10,057.23			739.19	203.76	291.65	311.21	5,053.41	1,179.19	773.98		2,524.74								
Printing		12,797.43	6,481.46				270.00	260.00	260.00	260.00					315.00								
Repair and maintenance of furnishings, equipment and tools										348.77	129.34	112.65		871.37	1,594.42				337.29	303.15		357.01	
Repair and maintenance of office machines																							
Salaries		669.57	146.92	731.65			105.11				153.42	399.05		211.88	296.19				172.96				
Telephone and telegraph	2,337.00	305,409.48	77,392.20	156,275.43	15,359.79		24,802.70	29,204.01	32,813.00	29,168.73	52,647.48	203,976.12	47,217.14	132,846.34	108,659.75	17,162.49			185,282.43	52,954.78		118,870.29	
Transportation	138.48	1,952.77	163.16				394.63		489.86	175.55	387.95	2,739.88	461.88	770.88	1,821.28	222.52			634.54	203.39		131.86	
Traveling expenses of other than public servants															38,367.30								
Traveling expenses of public servants	42.77	281.00								280.84		571.08			2,583.21				217.00				
Tuition		5,182.47	1,608.41	211.20	441.28		716.85	1,091.95	2,001.91	1,174.36	2,283.05	16,281.04	5,846.65	8,494.59	90.33	4,695.85			1,137.43	2,711.63		231.35	
Unemployment insurance, government portion		881.50									287.52												
Utilities																							
Wages		112.82		41.75										208.27					1,037.31				
TOTAL: Income Account	\$ 2,768.88	\$ 352,543.09	\$ 87,067.08	\$ 192,543.74	\$ 18,356.08	\$ 553,743.50	\$ 285,870.68	\$ 2,849,104.37	\$ 220,442.81	\$ 47,091.74	\$ 73,803.60	\$ 276,898.61	\$ 59,894.37	\$ 186,680.03	\$ 1,552,628.21	\$ 22,255.50	\$ 6,300,000.00	\$ 39,290.85	\$ 583,163.22	\$ 71,544.14	\$ 21.80	\$ 132,158.47	\$ 8



2441 Medical Rehabilitation Services	2442 Cerebral Palsy Clinic	2444 Multiple Handicapped Program	2455 Division of Tuberculosis Control	2457 Baker Memorial Sanatorium	2460 Community Psychiatric Services	2462 Division of Mental Health	2463 Alberta Hospital, Ponoka	2465 Alberta Hospital, Edmonton	2472 Emotionally Disturbed Children's Program	2474 Intensive Care Hospital for Mentally Retarded	2475 Alberta School Hospital, Red Deer	2477 Deerhome— Red Deer
\$	\$	\$	\$	\$	\$	\$	\$	\$	\$	\$	\$	\$
			3,761.72	747.84			13,617.00	8,006.91			7,217.85	
							4,261.97	6,703.37			10,400.73	2,631.27
							490.00	500.00				
								150.00				
							2,584.26				1,795.06	2,226.26
.75	5,540.00	10,423.12	2,131.94	21,272.35	5,946.25	26,296.84	51,593.40	966,068.44	117.70		12,771.80	28,547.83
				106.65	206.95		927.52	262.85		502.62	854.12	575.95
.11	733.40	293.00	2,495.09	3,988.10	4,358.78	278.73	21,844.13	21,762.29		9,608.33	21,763.16	17,591.56
							176.58	192.00			376.50	500.00
			9,420.00									
			252.21				227.00	173.10			282.88	229.50
											925.00	
	1,302.00								40,565.00		619,968.00	
.07	4,615.54	55,993.44	75,953.00	191,141.19	14,185.61	1,805.22	519,398.71	339,880.53	805.18	43,872.93	592,386.66	722,300.22
				321.67			1,029.06	1,644.38			2,222.18	219.91
.36	21.80											
.90	174.14	6.00	179.10	274.23	146.08	2.00	185.51	92.15	115.22	97.24	302.01	231.43
	202.88	293.86	6,407.84	625.00	1,947.46	607.89	3,900.37	6,000.00			3,595.73	2,300.00
			337.61	545.49	8,053.15		6,312.34	18,319.32			6,524.21	1,338.25
.15	357.01		2,864.91	433.22			3,823.16	5,549.07			6,452.69	6,884.51
.78			1,701.61	843.80	1,720.87	221.16	1,743.88	2,219.69			1,464.16	864.19
.39	118,870.29	14,030.37	348,742.85	1,422,229.11	1,078,405.56	67,211.82	4,422,408.29	5,314,014.52	130,508.55	4,038.66	3,673,418.99	4,186,135.52
	131.86		756.35	841.05	4,607.77	875.84	6,715.26	3,974.91			2,159.33	1,297.84
							783.50	3,434.13				
						2,889.95		292.63				
.63	231.35	154.80	15,529.60	433.12	20,303.09	4,096.93	11,449.33	22,015.11	1,276.91	1,266.59	3,459.01	5,620.66
											199.94	
			129.40				40,568.42	73,131.22				
			628.88									
.14	21.80	132,158.47	81,194.59	471,292.11	1,643,802.82	1,139,881.57	104,286.38	5,114,039.89	6,794,386.62	173,388.56	59,386.37	4,968,540.01
												4,979,494.90

Continued on page 247.

STATEMENT No. 140—Continued

Service	2479 Hospitalization— Nursing Homes	2480 Hospitalization— General	1411 Division of Alcoholism	2501 Minister's Office	2502 General Administration	2505 Child Welfare	2510 Public Assistance —Administration Expenses	2511 Public Assistance— Improvement Districts and Special Areas	2512 Public Assistance and Allowances— Provincial	2514 Provincial Hostels	2518 Grants to Municipalities	2521 Blind Persons' Allowances	2522 Disabled Persons' Allowances	2523 Mothers' Allowances	2525 Disabled Persons' Pensions	2526 Supplementary Allowances	2530 Regional Offices	2534 Metis Rehabilitation	2541 Social Planning	2542 Social Service Projects	2545 Maintenance Orders and Recovery	2550 Homes and Institutions— Administration Expenses	2551
Accounting	\$	\$	\$ 1,321.75	\$	\$	\$ 5,906.92	\$	\$	\$	\$	\$	\$	\$	\$	\$	\$	\$	\$	\$	\$	\$	\$	\$
Amortization, trucks and mobile equipment purchase																							
Amortization, trucks and mobile equipment expenses					705.93					1,780.27								4,514.43					
Auto expenses						4,939.83		243.00	139,071.59	1,791.60								368.85					
Construction						185.94																	
Contract and agreements			45,965.09						82,090.00	323,367.66													
Insurance expenses			680.83			37,440.60				668.21													
Interest on debentures			136,774.79		6,526.39	172,543.22		373.56	516,105.33	7,653.55							22,650.21	16,367.02	111.00		46,957.58	1,887.37	
Interest on mortgages			872.93		4,469.43	490.18			4,497.12	723.75							23,374.73	2,427.65					
Light, water and carriage			9,840.76		9,957.30	3,266.56	922.00		12,712.61	679.79							29,217.45	4,571.47	516.22		1,582.28	314.00	
Printing, equipment and tools			141,342.00		7,000.00	380,096.13		55,960.18	56,506,362.58	555,555.80	6,529,854.78	199,302.06	1,298,870.48	33,450.00	114,408.94	1,028,076.25		83,907.12		2,284,822.81		750.00	
Postage	11,993,235.55	201,185,198.59				17,645.60			200,085.84	160.38								1,754.14					
Provision for wearing animals, poultry, furs and fish			613.00																				
Maintenance at homes and schools						7,049,958.42			2,087,555.38									31,706.74					
Materials and supplies, administrative			45,210.96	1,534.70	79,019.19	971,183.43	42,434.49	1,409.81	3,686,063.56	259,353.91							44,770.51	38,451.59	574.59		5,960.32	1,341.27	
Materials and supplies, construction			102.94							204.70								110,297.47					
Metals and hospital services										11.50							30.67	11.80	9.00		11.08	50	
Maintenance expenses			71.19	95.00	28.53			84.29									39,921.38	943.86	144.22		1,891.83	1,266.29	
Printing			4,303.48		16,286.92	6,657.34	29,492.96			299.00							61,946.84	81,575.93	1,071.65		3,303.01	2,860.87	
Travelling			5,653.87	267.32	17,997.13	7,698.49	2,591.32		205.00	2,728.76													
Motor and maintenance of equipment and tools			406.41			391.70			6,102.47	597.34							101.08	752.61					
Motor and maintenance of machines			1,844.42	103.85	7,094.62	849.51	694.91			289.40							13,092.44	269.12	102.18		391.85	312.07	
Telephone and telegraph			753,915.07	28,581.78	1,448,850.92	275,446.76	291,900.52			283,853.79							5,638,476.70	104,499.74	75,237.73		138,996.89	133,609.78	
Transportation			7,596.12	2,017.45	10,365.74	10,496.46	3,699.76		717.42	717.42							86,826.33	2,928.75	2,083.32		444.52	1,328.00	
Travelling expenses of other than servants			2,401.25			99,108.04		770.42	344,172.26	16,265.89								4,907.40					
Travelling expenses of public servants			8,280.53		3,002.63	540.15											482.49	3,758.71	3,401.12		464.63	10,532.98	
Unemployment insurance			29,813.03	1,627.33	19,916.85	19,231.00	6,331.97			4,636.11							482,587.67	13,737.08	11,106.20				
Unemployment insurance premiums			416.98		710.50	12,519.24												2,313.55					
					279.53					131.98								5,194.59					
					117,785.60		1,550.72			194,516.16							8,963.80	181,138.62			876.62	39.61	36
2551	\$ 11,993,235.55	\$ 201,185,198.59	\$ 1,197,427.40	\$ 34,227.43	\$ 1,749,997.21	\$ 9,076,595.52	\$ 379,638.65	\$ 58,841.26	\$ 63,585,023.74	\$ 1,665,986.97	\$ 6,529,854.78	\$ 199,302.06	\$ 1,298,870.48	\$ 33,450.00	\$ 114,408.94	\$ 1,028,076.25	\$ 6,455,442.30	\$ 963,029.72	\$ 94,357.23	\$ 2,284,822.81	\$ 200,880.61	\$ 154,242.74	\$ 304

CAPITAL ACCOUNT

	2482 Centennial Hospital
Construction advances	\$3,200,000.00
TOTAL: Capital Account	\$3,200,000.00

2545 Maintenance Orders and Recovery	2550 Homes and Institutions— Administration Expenses	2551 Rosecrest Home	2552 Woodside Home	2553 Edmonton Diagnostic and Assessment Centre	2554 Sifton House	2556 Hilltop House	2557 Youth Development Centres	2558 Group Homes	2567 Rosehaven Camrose	2568 Clareholm Centre	2569 Raymond Home	Totals
\$	\$	\$	\$	\$	\$	\$	\$	\$	\$	\$	\$	\$
				4,451.00			32,300.45			4,072.90		11,727.83
				2,661.72			5,046.51		333.66	3,051.80		73,281.76
										190.67		46,601.22
												147,595.54
												335.94
			149.66	27,213.11			102,864.21	139,653.05				987,784.60
				803.58			734.02		513.62	972.49	182.05	49,481.77
46,957.58	1,887.37			540.40			4,370.90		10,569.96	21,654.75	5,415.00	3,494,806.66
1,582.28	314.00	116.68		164.46			468.23		337.33	436.93	49,295.60	49,295.60
	750.00			543.76	116.68	284.23	797.18	441.00	2,430.99	7,288.35	1,624.96	251,926.66
												78,841,594.53
												213,406,085.58
										108.00		4,715.21
												925.00
												9,831,055.54
5,960.32	1,341.27	26,938.10	10,382.25	60,230.31	7,342.89	7,257.12	80,969.43	1,459.74	190,132.22	287,305.04	33,852.93	8,946,490.18
							1,097.44		386.26	362.19		118,617.31
												553,743.50
11.08	.50	220.79	103.91	79.85	277.70	257.48	81.52		153.20	40.00	227.95	5,212.47
1,891.83	1,266.29	130.00		515.00			550.00		550.00	1,000.00		157,321.18
3,303.01	2,860.87			813.75			2,556.77		570.50	744.50	530.00	258,189.97
												42,455.42
							300.35		1,990.38	1,537.68	213.84	40,535.67
							835.04		174.97	621.54		36,055,284.87
391.85	312.07			193.64			879,984.67		1,459,320.64	1,273,038.76	173,164.99	167,669.68
138,996.89	133,609.78	241,353.27	58,159.32	435,965.10	65,233.04	42,172.00	4,272.26	390.97	515.02	1,273.93		512,383.14
444.52	1,328.00			796.65			322.95					26,968.71
				1,600.00								766,522.50
												17,129.29
464.63	10,532.98		18.62	4,161.82	18.09	789.58	240.00			147.37		631.32
							18,223.67		471.11	2,508.43	478.06	5,523.93
												917,455.48
							219.81					
876.62	39.61	36,230.69	4,356.91	57,721.68	7,490.00	4,474.96	186,581.44					
200,880.61	154,242.74	304,989.53	73,170.67	598,455.83	80,478.40	55,485.37	1,322,816.85	141,944.76	1,668,449.86	1,606,355.33	216,726.63	\$355,789,348.06





STATEMENT No. 141

## GOVERNMENT OF THE PROVINCE OF ALBERTA

## HEALTH AND SOCIAL DEVELOPMENT DEPARTMENT

## CASH COLLECTED ON INCOME AND CAPITAL ACCOUNTS

FOR THE YEAR ENDED MARCH 31, 1972

## INCOME ACCOUNT

	Actual	Estimates	In Excess of Estimates	Less than Estimates
	\$	\$	\$	\$
Aberhart Memorial Sanatorium, administration .....	63,434.53		63,434.53	
Alberta Health Care Insurance Commission, administration .....	24,293.70		24,293.70	
Cemetery licenses .....	780.00	800.00		20.00
Change of Name Act .....	12,490.00	12,000.00	490.00	
Establishment registration .....	4,000.00	3,500.00	500.00	
Government of Canada re:				
Canada assistance plan, shareable claims .....	461,135.39	310,000.00	151,135.39	
Child and maternal health .....	35,837.31		35,837.31	
Communicable diseases .....	20,554.28		20,554.28	
Division of alcoholism:				
Rehabilitation of disabled persons .....	18,377.79	45,000.00		26,622.21
Division of mental health:				
Rehabilitation of disabled persons .....	60,331.32	60,000.00	331.32	
Environmental health services .....		70,000.00		70,000.00
General public health .....	51,673.43		51,673.43	
Health services extension program .....	238,782.58	819,000.00		580,217.42
Health units and public health services .....	220,320.58	142,000.00	78,320.58	
Insulin and other special drugs .....	73,422.46		73,422.46	
Laboratory and x-ray school .....	10,000.00	10,000.00		
Medical rehabilitation services and crippled children .....	65,679.00		65,679.00	
Mental health .....	168,328.00	115,000.00	53,328.00	
Nursing aides, recruitment .....	18,155.45		18,155.45	
Professional training .....	115,197.37		115,197.37	
Social hygiene .....	30,000.00	30,000.00		
Tuberculosis control .....	38,071.79		38,071.79	
Henwood, Edmonton:				
Government of Canada re:				
Vocational rehabilitation of disabled persons .....	27,291.00		27,291.00	
Patients' maintenance .....	27,824.20	33,000.00		5,175.80
Services and supplies to staff .....	5,777.25	10,000.00		4,222.75
Miscellaneous .....	2,890.77	2,000.00	890.77	
Out patient clinics .....	1,914.15		1,914.15	
Hospitals:				
Alberta hospital, Edmonton:				
Patients' maintenance charges .....	631,966.03	550,000.00	81,966.03	
*Reimbursement of salaries .....	10,000.00	10,000.00		
Services and supplies to staff .....	34,651.79	70,000.00		35,348.21
Miscellaneous .....	134.94	500.00		365.06
Alberta hospital, Ponoka:				
Patients' maintenance charges .....	713,137.72	500,000.00	213,137.72	
*Reimbursement of salaries .....	10,000.00	10,000.00		
Services and supplies to staff .....	60,694.19	85,000.00		24,305.81
Miscellaneous .....	2,066.52	2,000.00	66.52	
Miscellaneous charges to patients .....	1,592.03		1,592.03	
Alberta school hospital, Red Deer:				
Patients' maintenance charges .....	240,585.82	260,000.00		19,414.18
*Reimbursement of salaries .....	10,000.00	10,000.00		
Services and supplies to staff .....	89,140.29	135,000.00		45,859.71
Miscellaneous .....	7,658.13	6,000.00	1,658.13	
Deerhome, Red Deer:				
Patients' maintenance charges .....	289,511.93	300,000.00		10,488.07
*Reimbursement of salaries .....	10,000.00	10,000.00		
Sale of supplies .....		10,000.00		10,000.00
Services and supplies to staff .....	54,311.42	75,000.00		20,688.58
Miscellaneous .....	9,180.24	1,000.00	8,180.24	
Sanatorium, Baker Memorial, Calgary:				
Patients' maintenance charges:				
Government of Canada: In patients .....	114,912.00	117,000.00		2,088.00

(Continued on Page 250)

STATEMENT No. 141—Continued  
INCOME ACCOUNT—Continued

	Actual	Estimates	In Excess of Estimates	Less than Estimates
Other: In patients .....	\$ 621,296.00	\$ 625,000.00	\$ .....	\$ 3,704.00
Services and supplies to staff .....	41,336.67	54,000.00	.....	12,663.33
Miscellaneous .....	1,921.30	1,500.00	421.30	.....
Industrial radiological technician licenses .....	2,525.00	.....	2,525.00	.....
Maintenance charges, emotionally disturbed children .....	748.00	2,000.00	.....	1,252.00
Marriage Act .....	77,506.50	72,000.00	5,506.50	.....
Miscellaneous .....	7,818.24	6,500.00	1,318.24	.....
Municipal nursing service agreements .....	59,558.06	80,000.00	.....	20,441.94
Municipal nursing services .....	38,113.58	.....	38,113.58	.....
Nursing Aides Act .....	26,637.65	20,000.00	6,637.65	.....
Pre-marital blood tests .....	17,847.00	20,000.00	.....	2,153.00
Reimbursement of salaries and expenses:				
*Mental health .....	131,519.90	.....	131,519.90	.....
Sale of nursing aides' supplies .....	932.90	1,300.00	.....	367.10
Sharing of medical salaries .....	1,957,274.00	1,250,000.00	707,274.00	.....
Training of nursing aides:				
Department of Indian Affairs and Northern Development .....	1,523.00	1,500.00	23.00	.....
Tuberculosis control, miscellaneous .....	28,430.00	.....	28,430.00	.....
Vital Statistics Act (less commissions) .....	227,666.32	225,000.00	2,666.32	.....
<b>TOTAL: Health General</b> .....	<b>\$ 7,328,759.52</b>	<b>\$ 6,172,600.00</b>	<b>\$ 1,156,159.52</b>	<b>(Net)</b>
<b>Alberta Hospital Services Commission:</b>				
Government of Canada re:				
Hospital insurance .....	\$102,468,661.71	\$ 81,802,770.00	\$ 20,665,891.71	\$ .....
Hospitals uncollectible accounts .....	170,444.52	.....	170,444.52	.....
Miscellaneous .....	3,848.75	300,150.00	.....	296,301.25
Recovery of interest .....	5,099.06	.....	5,099.06	.....
Third party liability .....	590,438.39	365,000.00	225,438.39	.....
<b>TOTAL: Hospital Services</b> .....	<b>\$103,238,492.43</b>	<b>\$ 82,467,920.00</b>	<b>\$ 20,770,572.43</b>	<b>(Net)</b>
<b>Blind persons' allowances:</b>				
Government of Canada .....	\$ 150,167.84	\$ 157,500.00	.....	\$ 7,332.16
Provinces .....	4,539.97	3,600.00	939.97	.....
Child Welfare Act, reimbursements .....	676,127.78	837,000.00	.....	160,872.22
<b>Disabled persons' allowances:</b>				
Government of Canada re:				
Pensions .....	676,035.57	690,000.00	.....	13,964.43
Provinces .....	21,404.80	22,500.00	.....	1,095.20
<b>Government of Canada re:</b>				
Canada assistance plan .....	46,773,989.33	37,632,000.00	9,141,989.33	.....
Unemployment assistance agreement .....	79,024.24	.....	79,024.24	.....
Welfare grants .....	.....	2,500.00	.....	2,500.00
<b>Homes and hostels:</b>				
Belmont hostel:				
Services and supplies to staff .....	700.00	.....	700.00	.....
Claresholm centre:				
Patients' maintenance charges .....	310,806.89	195,000.00	115,806.89	.....
Services and supplies to staff .....	26,796.84	26,500.00	296.84	.....
Miscellaneous .....	11.54	100.00	.....	88.46
Edmonton diagnostic centre:				
Residents' maintenance .....	5,587.88	6,000.00	.....	412.12
Gunn welfare centre:				
Residents' maintenance .....	23,528.50	14,400.00	9,128.50	.....
Services and supplies to staff .....	3,250.00	420.00	2,830.00	.....
Halfway house:				
Services and supplies to staff .....	.....	840.00	.....	840.00
Hilltop house:				
Residents' maintenance .....	614.00	.....	614.00	.....
Services and supplies to staff .....	544.00	670.00	.....	126.00
Raymond home:				
Patients' maintenance charges .....	80,995.01	36,000.00	44,995.01	.....
Miscellaneous .....	.....	500.00	.....	500.00
Services and supplies to staff .....	448.10	.....	448.10	.....

(Continued on Page 251)



STATEMENT No. 141—Continued  
INCOME ACCOUNT—Continued

	Actual	Estimates	In Excess of Estimates	Less than Estimates
Rosecrest home:				
Residents' maintenance	\$ 3,223.80	\$	\$ 3,223.80	\$
Services and supplies to staff	10.00		10.00	
Rosehaven, Camrose:				
Patients' maintenance	253,214.01	350,000.00		96,785.99
Services and supplies to staff	3,611.29	14,000.00		10,388.71
Miscellaneous	415.50	200.00	215.50	
Sifton house:				
Residents' maintenance	110.39	2,000.00		1,889.61
Services and supplies to staff	40.00		40.00	
Single men's hostel, Calgary:				
Residents' maintenance	909.00		909.00	
Single men's hostel, Edmonton:				
Residents' maintenance	2,405.63		2,405.63	
Services and supplies to staff	23.48		23.48	
Spruce Cliff home:				
Residents' maintenance	1,390.22	5,000.00		3,609.78
Services and supplies to staff	120.00		120.00	
Woodside home:				
Residents' maintenance	11,746.60	12,000.00		253.40
Services and supplies to staff	2,744.50	1,680.00	1,064.50	
Youngstown home:				
Residents' maintenance	14,848.00	15,000.00		152.00
Services and supplies to staff	823.90	1,200.00		376.10
Youth development centre, Edmonton:				
Residents' maintenance	33,790.34	50,000.00		16,209.66
Services and supplies to staff				
Miscellaneous				
Metis Rehabilitation:				
Miscellaneous		6,000.00		6,000.00
Miscellaneous	9,725.03	300.00	9,425.03	
Public assistance, reimbursements	263,809.13	425,000.00		159,190.87
Supplementary allowances:				
Reimbursement by other provinces:				
Disabled persons' allowances	340.00	480.00		140.00
<b>TOTAL: Social Development</b>	<b>\$ 49,439,873.11</b>	<b>\$ 40,508,390.00</b>	<b>\$ 8,931,483.11</b>	
			(Net)	
<b>TOTAL: Income Account</b>	<b>\$160,007,125.06</b>	<b>\$129,148,910.00</b>	<b>\$ 30,858,215.06</b>	
			(Net)	

\*Included in reimbursements from Government of Canada.

CAPITAL ACCOUNT

Alberta Hospital Services Commission:				
Health resources fund	\$ 8,510,144.86	\$ 1,736,000.00	\$ 6,774,144.86	
<b>TOTAL: Capital Account</b>	<b>\$ 8,510,144.86</b>	<b>\$ 1,736,000.00</b>	<b>\$ 6,774,144.86</b>	

Certified correct,

C. K. HUCKVALE, F.C.A.,  
Provincial Auditor



GOVERNMENT OF THE PROVINCE OF ALBERTA  
HOSPITALS UNDER THE MENTAL HEALTH ACT  
COMPARATIVE STATEMENT OF REVENUE AND EXPENDITURE  
FOR THE YEAR ENDED MARCH 31, 1972

	Alberta Hospital, Ponoka		Alberta Hospital, Edmonton		Alberta Hospital, Raymond		Alberta Hospital, Claresholm		Rosehaven, Camrose		Deerhome, Red Deer		Alberta School Hospital, Red Deer		Linden House, Alberta School Hospital, Red Deer	
REVENUE	Amount	Cost per Patient day	Amount	Cost per Patient day	Amount	Cost per Patient day	Amount	Cost per Patient day	Amount	Cost per Patient day	Amount	Cost per Patient day	Amount	Cost per Patient day	Amount	Cost per Patient day
Room maintenance charges .....	\$ 599,363.00	\$ 2.34	\$ 882,885.00	\$ 3.00	\$ 56,361.30	\$ 2.18	\$ 300,627.75	\$ 2.13	\$ 254,824.00	\$ 2.06	\$1,101,459.00	\$ 2.36	\$ 779,743.15	\$ 2.24	\$ 11,837.15	\$ 2.04
Less: Increase in uncollected maintenance charges .....	(105,983.72)	(.41)	251,188.97	.85	(24,633.71)	(.95)	(10,179.14)	(.07)	1,825.99	.01	812,307.27	1.74	580,267.33	1.67	11,089.15	1.91
	\$ 705,346.72	\$ 2.75	\$ 631,696.03	\$ 2.15	\$ 80,995.01	\$ 3.13	\$ 310,806.89	\$ 2.20	\$ 252,998.01	\$ 2.05	\$ 289,151.73	\$ .62	\$ 199,475.82	\$ .57	\$ 748.00	\$ .13
Charges to Linden House for maintenance of patients .....	10,000.00	.04	10,000.00	.03	.....	.....	.....	.....	.....	.....	10,000.00	.02	40,565.00	.12	.....	.....
Government of Canada grants .....	.....	.....	.....	.....	.....	.....	.....	.....	.....	.....	.....	.....	10,000.00	.03	.....	.....
Net cash revenue .....	\$ 715,346.72	\$ 2.79	\$ 641,696.03	\$ 2.18	\$ 80,995.01	\$ 3.13	\$ 310,806.89	\$ 2.20	\$ 252,998.01	\$ 2.05	\$ 299,151.73	\$ .64	\$ 250,040.82	\$ .72	\$ 748.00	\$ .13
EXPENDITURE																
Administration .....	\$ 262,928.10	\$ 1.03	\$ 308,060.55	\$ 1.05	\$ 21,371.25	\$ .83	\$ 76,489.11	\$ .54	\$ 85,582.03	\$ .69	\$ 159,626.04	\$ .34	\$ 228,859.31	\$ .66	\$ 3,667.30	\$ .63
Charges for maintenance by Alberta School Hospital .....	.....	.....	.....	.....	.....	.....	.....	.....	.....	.....	.....	.....	.....	40,565.00	7.00	.....
Charges for maintenance by Baker Memorial Sanatorium .....	.....	.....	.....	.....	.....	.....	.....	.....	.....	.....	.....	.....	619,968.00	1.79	.....	.....
Other services .....	726,309.14	2.83	891,626.97	3.03	51,114.30	1.98	354,505.04	2.51	259,255.85	2.10	821,909.73	1.76	803,370.95	2.31	.....	.....
Food operations, net .....	.....	.....	.....	.....	.....	.....	.....	.....	.....	.....	.....	.....	20,880.43	.05	.....	.....
Housekeeping .....	284,558.38	1.11	384,975.56	1.31	10,952.50	.42	83,570.71	.59	117,169.48	.95	215,440.19	.46	285,986.18	.82	12,883.40	2.22
Laundry and linen service .....	204,405.26	.80	220,706.25	.75	13,616.12	.53	97,415.61	.69	113,247.49	.92	366,138.30	.79	381,877.40	1.10	.....	.....
Medical services .....	3,166,964.30	12.36	4,433,305.25	15.06	122,767.81	4.75	869,792.78	6.16	1,044,839.47	8.44	3,041,186.20	6.51	2,068,132.27	5.96	90,692.80	15.65
Nursing education .....	279,752.99	1.09	275,703.44	.93	.....	.....	.....	.....	.....	.....	.....	.....	160,828.93	.46	3,442.97	.60
Pharmacy services .....	50,544.06	.20	38,159.11	.13	1,999.17	.08	15,492.46	.11	2,799.01	.02	48,223.25	.11	24,924.04	.07	264.65	.05
Plant operation and maintenance .....	645,816.90	2.52	972,884.42	3.31	99,074.33	3.83	298,283.24	2.11	291,908.52	2.36	627,501.34	1.34	525,829.63	1.51	.....	.....
Transport services .....	94,204.57	.36	175,918.81	.60	5,655.80	.22	63,374.87	.45	26,236.05	.21	248,437.60	.53	283,044.10	.82	22,372.65	3.86
	\$5,715,483.70	\$22.30	\$7,701,340.36	\$26.17	\$ 326,551.28	\$12.64	\$1,858,923.82	\$13.16	\$1,941,037.90	\$15.69	\$5,528,462.65	\$1.84	\$5,403,701.24	\$15.56	\$ 173,888.77	\$30.01
Total expenditure .....	\$5,715,483.70	\$22.30	\$7,701,340.36	\$26.17	\$ 326,551.28	\$12.64	\$1,858,923.82	\$13.16	\$1,941,037.90	\$15.69	\$5,528,462.65	\$1.84	\$5,403,701.24	\$15.56	\$ 173,888.77	\$30.01
Less: Amounts collected .....	715,346.72	2.79	641,696.03	2.18	80,995.01	3.13	310,806.89	2.20	252,998.01	2.05	299,151.73	.64	250,040.82	.72	748.00	.13
Net cost to the Province .....	\$5,000,136.98	\$19.51	\$7,059,644.33	\$23.99	\$ 245,556.27	\$ 9.51	\$1,548,116.93	\$10.96	\$1,688,039.89	\$13.64	\$5,229,310.92	\$ 1.20	\$5,153,660.42	\$14.84	\$ 173,140.77	\$29.88

Edmonton, Alberta, July 20, 1972

I have audited the books and records of the above hospitals for the year ended March 31, 1972, and the foregoing Comparative Statement of Revenue and Expenditure has been correctly prepared therefrom.

Exclusive of interest on capital invested, the net operating cost for the year amounted to \$26,097,606.51 and was charged to the general revenue fund of the Province.

In my opinion, the above statement presents fairly the results of operations for the year ended March 31, 1972.

C. K. HUCKVALE, F.C.A.,  
Provincial Auditor



STATEMENT No. 143

## GOVERNMENT OF THE PROVINCE OF ALBERTA

## BAKER MEMORIAL SANATORIUM

## STATEMENT OF REVENUE AND EXPENDITURE

FOR THE YEAR ENDED MARCH 31, 1972

## REVENUE

	Amount	Cost per patient day
Patients' maintenance charges collected	\$ 118,472.00	\$ 1.80
Charges to Alberta School Hospital, Red Deer for maintenance of children, collected	617,736.00	9.40
	<u>\$ 736,208.00</u>	<u>\$11.20</u>

## EXPENDITURE

Administration	\$ 151,809.05	\$ 2.31
Dietary services	235,817.16	3.59
Housekeeping	158,684.32	2.41
Laundry and linen service	111,701.24	1.70
Medical services	933,645.29	14.20
Patient services	215.00	
Plant operation and maintenance	305,344.52	4.65
Therapy services	9,864.80	.15
	<u>\$1,907,081.38</u>	<u>\$29.01</u>
Total expenditure	\$1,907,081.38	\$29.01
Cash collected	736,208.00	11.20
Net cost to the Province	<u>\$1,170,873.38</u>	<u>\$17.81</u>

Edmonton, Alberta, July 21, 1972

I have audited the books and records of the Baker Memorial Sanatorium for the year ended March 31, 1972, and the above Statement of Revenue and Expenditure has been correctly prepared therefrom.

Exclusive of interest on capital invested, the net operating cost for the year amounted to \$1,170,873.38 and was charged to the General Revenue Fund of the Province. The net expenditure for clinical services and maintenance of patients in hospitals, other than the above, is not reflected in the foregoing statement.

In my opinion, the above statement presents fairly the results of operations for the year ended March 31, 1972.

C. K. HUCKVALE, F.C.A.,  
Provincial Auditor

GOVERNMENT OF THE PROVINCE OF ALBERTA  
THE ALBERTA ALCOHOLISM AND DRUG ABUSE COMMISSION  
BALANCE SHEET AS AT MARCH 31, 1972

## ASSETS

Current:			
Cash in bank		\$	10.00
Accounts receivable:			
Patients' charges	\$ 106,549.62		
Less: Allowance for doubtful accounts	106,549.62		
Government of Canada	\$ 24,425.85		
Alberta Health Care Insurance Commission	25,454.00		
			49,879.85
Materials and supplies, at net realizable value (Note 2)			27,643.45
		\$	77,533.30
Fixed: Equipment, at cost			14,319.26
		\$	91,852.56

## SURPLUS

Capital surplus arising from furniture and equipment:			
Transferred from Province of Alberta	\$ 7,578.77		
Provided from income	6,740.49		
		\$	14,319.26
Revenue Surplus:			
Arising from transfer of materials and supplies from Province of Alberta	\$ 26,072.37		
Add: Excess of revenue over expenditure for the year ended March 31, 1972	117,158.30		
		\$	143,230.67
Deduct: Remittances to the Provincial Treasurer	65,697.37		
			77,533.30
		\$	91,852.56

The accompanying notes are part of these financial statements.

Edmonton, Alberta, August 28, 1972.

I have examined the Balance Sheet of The Alberta Alcoholism and Drug Abuse Commission as at March 31, 1972, and the Statement of Revenue and Expenditure for the year then ended. My examination included a general review of the accounting procedures and such tests of accounting records and other supporting evidence as I considered necessary in the circumstances.

In my opinion these financial statements present fairly the financial position of the Commission as at March 31, 1972, and the results of its operations for the year then ended, in accordance with generally accepted accounting principles.

C. K. HUCKVALE, F.C.A.,  
Provincial Auditor



STATEMENT No. 145

## GOVERNMENT OF THE PROVINCE OF ALBERTA

## THE ALBERTA ALCOHOLISM AND DRUG ABUSE COMMISSION

## STATEMENT OF REVENUE AND EXPENDITURE

FOR THE YEAR ENDED MARCH 31, 1972

## REVENUE

	Henwood Inpatient Facility	Clinics and other	Total
Contributions by the Province of Alberta	\$ 467,304.77	\$ 857,951.15	\$ 1,325,255.92
Patients' charges	40,894.80	15,328.50	56,223.30
Government of Canada		51,716.85	51,716.85
Alberta Health Care Insurance Commission		25,454.00	25,454.00
Miscellaneous	8,668.02	229.15	8,897.17
	\$ 516,867.59	\$ 950,679.65	\$ 1,467,547.24

## EXPENDITURE

Salaries and wages	\$ 279,786.93	\$ 522,929.21	\$ 802,716.14
Fees and commissions	85,406.06	67,794.73	153,200.79
Grants		141,342.00	141,342.00
Buildings and grounds maintenance	49,181.10	4,896.63	54,077.73
Travelling	3,641.48	34,554.96	38,196.44
Printing, stationery and publications	4,292.97	24,428.92	28,721.89
Provision for doubtful accounts	13,070.60	13,633.50	26,704.10
Telephone and telegraph	3,982.43	16,130.49	20,112.92
Electricity	14,766.70	2,880.16	17,646.86
Fuel	9,424.03	1,679.38	11,103.41
Drugs and medical supplies	4,999.34	4,649.74	9,649.08
Building rentals	68.00	8,336.20	8,404.20
Furniture and equipment repairs and replacements	1,473.70	5,584.68	7,058.38
Equipment rentals	2,451.72	4,336.95	6,788.67
Furniture and equipment	843.16	5,897.33	6,740.49
Postage	1,445.72	2,528.83	3,974.55
Insurance	1,835.00	686.50	2,521.50
Transportation of patients	1,754.75	646.50	2,401.25
Patients' comforts	1,311.57	1,052.86	2,364.43
Water	1,295.79	354.26	1,650.05
Advertising	11.05	1,310.70	1,321.75
Miscellaneous	1,222.02	2,470.29	3,692.31
	\$ 482,264.12	\$ 868,124.82	\$ 1,350,388.94
Excess of revenue over expenditure for the year	\$ 34,603.47	\$ 82,554.83	\$ 117,158.30

## GOVERNMENT OF THE PROVINCE OF ALBERTA

## THE ALBERTA ALCOHOLISM AND DRUG ABUSE COMMISSION

## NOTES TO THE FINANCIAL STATEMENTS

MARCH 31, 1972

- NOTE 1 The Alberta Alcoholism and Drug Abuse Commission was established under the authority of The Alcoholism and Drug Abuse Act which came into force on July 1, 1970. The Commission commenced operations independent of the Department of Health and Social Development effective April 1, 1971.
- NOTE 2 Inventories of materials and supplies were taken by officials of the Commission and certified as to quantities and values.
- NOTE 3 The Commission was not charged for the use of land, buildings or equipment owned by the Province of Alberta.

GOVERNMENT OF THE PROVINCE OF ALBERTA  
THE ALBERTA HEALTH CARE INSURANCE COMMISSION  
BALANCE SHEET AS AT JUNE 30, 1971

## ASSETS

Current assets:		
Cash on hand, in bank and treasury branch		\$ 1,921,259.35
Accounts receivable:		
Premiums, less allowance for uncollectible accounts	\$ 5,537,252.14	
Province of Alberta, diagnostic services costs (Note 1)	3,850,468.15	
Government of Canada contributions	4,089,651.00	
Miscellaneous	39,046.67	
		13,516,417.96
Prepaid expenses		185,035.75
		<u>\$ 15,622,713.06</u>
Fixed assets: (Note 2)		
Office furnishings and equipment, at cost	\$ 315,196.50	
Automotive equipment, at cost	7,829.67	
		<u>\$ 323,026.17</u>
Less: Accumulated depreciation		81,322.83
		<u>241,703.34</u>
		<u>\$ 15,864,416.40</u>

## LIABILITIES

Current liabilities:		
Accounts payable:		
Province of Alberta	\$527,926.25	
Other	241,742.38	
		<u>\$ 769,668.63</u>
Premiums received in advance		960,279.60
Estimated liability for unprocessed and unrepresented claims		13,149,701.65
Estimated liability to The Alberta Hospital Association (Note 3)		905,782.30
		<u>\$ 15,785,432.18</u>
Contributed surplus arising from equipment transferred from the Alberta Health Plan (Note 2)		78,984.22
		<u>\$ 15,864,416.40</u>

The accompanying notes are part of these financial statements.

Edmonton, Alberta, February 10, 1972

I have examined the Balance Sheet of The Alberta Health Care Insurance Commission as at June 30, 1971, and the Statements of Surplus, Revenue and Expenditure, Administration and General Expenses and Receipts and Payments for the year then ended. My examination included a general review of the accounting procedures and such tests of accounting records and other supporting evidence as I considered necessary in the circumstances.

Premium revenue and premiums receivable are subject to adjustment upon determination of complete valid registration data. Allowance for this adjustment has been included with the provision for uncollectible accounts which is charged against the premium revenue for the year.

In my opinion, subject to the above, these financial statements present fairly the financial position of The Alberta Health Care Insurance Commission as at June 30, 1971, and the results of its operations for the year then ended, in accordance with generally accepted accounting principles applied on a basis consistent with that of the preceding year.

C. K. HUCKVALE, F.C.A.,  
Provincial Auditor

STATEMENT No. 147

## GOVERNMENT OF THE PROVINCE OF ALBERTA

## THE ALBERTA HEALTH CARE INSURANCE COMMISSION

## STATEMENT OF SURPLUS

FOR THE YEAR ENDED JUNE 30, 1971

Surplus as at June 30, 1970		\$ 3,115,258.22
Deduct:		
Adjustments applicable to previous year:		
Premium revenue	\$ 507,839.25	
Less: Other adjustments	20,265.04	
		487,574.21
Adjusted surplus as at June 30, 1970		\$ 2,627,684.01
Deduct:		
Excess of expenditure over revenue for the year ended June 30, 1971,		
Statement No. 148	\$ 3,926,453.16	
Less: Contributions by the Province of Alberta	1,298,769.15	
		2,627,684.01
Surplus as at June 30, 1971		

STATEMENT No. 148

## GOVERNMENT OF THE PROVINCE OF ALBERTA

## THE ALBERTA HEALTH CARE INSURANCE COMMISSION

## STATEMENT OF REVENUE AND EXPENDITURE

FOR THE YEAR ENDED JUNE 30, 1971

Revenue:		
Premiums earned, net		\$ 55,215,184.84
Government of Canada contributions		41,792,876.00
Interest		462,202.51
		\$ 97,470,263.35
Expenditure:		
Health services:		
Medical	\$ 94,789,790.46	
Chiropractic	4,668,871.60	
Optional (Note 3)	4,283,102.00	
Optometric	1,981,976.85	
Podiatric	352,091.47	
Oral surgery	117,349.88	
Osteopathic	32,298.39	
	\$106,225,480.65	
Deduct: Diagnostic services costs (Note 1)	10,537,159.56	
	\$ 95,688,321.09	
Administration and general expenses, Statement No. 149	5,708,395.42	
		101,396,716.51
Excess of expenditure over revenue for the year ended June 30, 1971		\$ 3,926,453.16

STATEMENT No. 149

GOVERNMENT OF THE PROVINCE OF ALBERTA  
THE ALBERTA HEALTH CARE INSURANCE COMMISSION  
STATEMENT OF ADMINISTRATION AND GENERAL EXPENSES  
FOR THE YEAR ENDED JUNE 30, 1971

Salaries .....	\$ 3,278,940.77
Data processing .....	1,007,884.94
Printing, stationery and office supplies .....	479,119.78
Postage, freight and express .....	306,223.76
Office rent and maintenance .....	195,441.35
Equipment rental .....	129,643.15
Employee benefits .....	89,237.23
Fees and commissions .....	49,720.21
Audit fees .....	42,006.61
Depreciation .....	33,569.72
Telephone and telegraph .....	33,108.42
Travelling .....	20,579.77
Repairs and maintenance, furnishings and equipment .....	16,791.23
Light, water and fuel .....	14,540.96
Advertising .....	10,043.98
Miscellaneous .....	1,543.54
	<u>\$ 5,708,395.42</u>

STATEMENT No. 150

GOVERNMENT OF THE PROVINCE OF ALBERTA  
THE ALBERTA HEALTH CARE INSURANCE COMMISSION  
STATEMENT OF RECEIPTS AND PAYMENTS  
FOR THE YEAR ENDED JUNE 30, 1971

Cash on hand, in bank and treasury branch as at June 30, 1970 .....	\$ 7,121,869.46
Receipts:	
Premiums .....	\$ 54,367,215.64
Government of Canada contributions .....	39,038,807.00
Province of Alberta contributions .....	1,298,769.15
Province of Alberta, diagnostic services costs (Note 1) .....	11,089,140.69
Province of Alberta, premium subsidy .....	1,176,837.50
Interest .....	487,309.89
Province of Alberta excess contributions repayable .....	70,190.85
	<u>107,528,270.72</u>
	\$114,650,140.18
Payments:	
Health services:	
Medical .....	\$ 95,096,661.03
Chiropractic .....	4,657,274.25
Optional (Note 3) .....	3,377,319.70
Optometric .....	1,934,714.28
Podiatric .....	359,019.14
Oral surgery .....	119,673.05
Osteopathic .....	29,918.26
	<u>\$105,574,579.71</u>
Administration and general expenses .....	7,154,301.12
	<u>112,728,880.83</u>
Cash on hand, in bank and treasury branch as at June 30, 1971 .....	\$ 1,921,259.35

GOVERNMENT OF THE PROVINCE OF ALBERTA  
THE ALBERTA HEALTH CARE INSURANCE COMMISSION  
NOTES TO THE FINANCIAL STATEMENTS

JUNE 30, 1971

NOTE 1 Diagnostic services costs represent claims paid or payable to approved x-ray and laboratory facilities on behalf of the Alberta Hospitalization Benefits Plan.

NOTE 2 Includes office and automotive equipment of a book value of \$78,984.22 transferred from the Alberta Health Plan.

NOTE 3 Effective July 1, 1970, The Alberta Health Care Insurance Commission entered into an agreement with The Alberta Hospital Association whereby the Commission reimburses the Association for the cost of benefits provided under the Alberta Blue Cross Plan to non-group registrants. This resulted in a net cost to the Commission of \$2,224,907.00 as follows:

Optional health services costs .....	\$ 4,283,102.00
Premium revenue .....	2,058,195.00
Net cost .....	<u>\$ 2,224,907.00</u>

NOTE 4 Effective July 1, 1970, the Province of Alberta discontinued the payment of both premium subsidies on behalf of low-income persons and premium payments on behalf of social assistance recipients which resulted in a loss of potential revenues to the Commission of approximately \$10,800,000.00 as follows:

Premium subsidies .....	\$ 6,100,000.00
Premium payments .....	4,700,000.00
	<u>\$ 10,800,000.00</u>

GOVERNMENT OF THE PROVINCE OF ALBERTA  
THE ALBERTA HOSPITAL SERVICES COMMISSION  
BALANCE SHEET AS AT DECEMBER 31, 1971

ASSETS

General:		
Deposit receipts		\$ 5,085,000.00
Trust:		
Cash in bank	\$ 335.75	
Deposit receipt ....	15,000.00	
		<u>15,335.75</u>
		<u>\$ 5,100,335.75</u>

LIABILITIES

General:		
Bank overdraft	\$ 4,519,332.72	
Unexpended funds, Statement No. 152	565,667.28	
		<u>\$ 5,085,000.00</u>
Trust:		
Research fund, Statement No. 152 (Note 3)		<u>15,335.75</u>
		<u>\$ 5,100,335.75</u>

The accompanying notes are part of these financial statements.

Edmonton, Alberta, August 30, 1972.

I have examined the Balance Sheet of The Alberta Hospital Services Commission as at December 31, 1971, the Statement of Receipts and Payments and Statement of Administration Expenses for the period then ended. My examination included a general review of the accounting procedures and such tests of accounting records and other supporting evidence as I considered necessary in the circumstances.

In my opinion these financial statements present fairly the assets and liabilities of the Commission as at December 31, 1971, arising from cash transactions, and the revenues collected and expenditures made by the Commission during the period then ended, in accordance with generally accepted accounting principles.

C. K. HUCKVALE, F.C.A.  
Provincial Auditor.



STATEMENT No. 152

GOVERNMENT OF THE PROVINCE OF ALBERTA  
THE ALBERTA HOSPITAL SERVICES COMMISSION  
STATEMENT OF RECEIPTS AND PAYMENTS  
FOR THE NINE MONTHS ENDED DECEMBER 31, 1971

	General	Trust
<b>Receipts:</b>		
Contributions from Province of Alberta	\$176,320,767.51	\$ 15,000.00
Interest earnings	129,321.52	335.75
Miscellaneous	44.00	
	<u>\$176,450,133.03</u>	<u>\$ 15,335.75</u>
<b>Payments:</b>		
General hospitals	\$138,151,465.01	
Auxiliary hospitals	11,248,298.50	
Contract hospitals	9,771,589.97	
Nursing homes	7,971,181.40	
Construction grant, Centennial Hospital	3,200,000.00	
Federal hospitals	2,592,804.40	
Out of Province hospitals	1,839,106.46	
Physiotherapy	431,204.00	
	<u>\$175,205,649.74</u>	
Administration expenses, Statement No. 153	678,816.01	
	<u>\$175,884,465.75</u>	
<b>Unexpended funds as at December 31, 1971</b>	<u>\$ 565,667.28</u>	<u>\$ 15,335.75</u>

GOVERNMENT OF THE PROVINCE OF ALBERTA  
THE ALBERTA HOSPITAL SERVICES COMMISSION  
STATEMENT OF ADMINISTRATION EXPENSES  
FOR THE NINE MONTHS ENDED DECEMBER 31, 1971

Salaries and wages	\$ 500,687.04
Materials and supplies	34,170.07
Furniture, equipment and office machines	29,453.58
Travelling expenses, staff	28,816.89
Employee benefits	24,348.53
Professional fees	24,018.95
Freight and postage	12,055.47
Equipment rental and maintenance	9,573.34
Honorariums	4,812.50
Travelling expenses, non public servants	3,937.61
Telephone and telegraph	2,719.07
Advertising	1,196.53
Books and periodicals	1,182.53
Miscellaneous	1,843.90
	<u>\$ 678,816.01</u>

GOVERNMENT OF THE PROVINCE OF ALBERTA  
THE ALBERTA HOSPITAL SERVICES COMMISSION  
NOTES TO THE FINANCIAL STATEMENTS

DECEMBER 31, 1971

- NOTE 1 In accordance with The Hospital Services Commission Act, Chapter 45, Statutes of Alberta, 1971, The Alberta Hospital Services Commission was established effective April 1, 1971, with the fiscal year being the calendar year.
- NOTE 2 The operating statement of the Commission has been prepared on the basis of receipts and payments for the period and does not reflect the final settlements with the various hospitals for 1971 year. Payments to hospitals include an amount of \$14,037,751.84 applicable to January 1972.
- NOTE 3 A research fund was established by Order-in-Council 664/71. No expenditures have been made from this account represented by a grant of \$15,000.00 and interest earnings of \$335.75.



GOVERNMENT OF THE PROVINCE OF ALBERTA  
FOOTHILLS PROVINCIAL GENERAL HOSPITAL BOARD  
BALANCE SHEET AS AT DECEMBER 31, 1971

## ASSETS

<b>Current:</b>		
Cash on hand and in bank (Note 1)	\$ 199,830.15	
Short term deposits	3,800,000.00	
		\$ 3,999,830.15
<b>Accounts receivable:</b>		
Patients	\$ 234,375.95	
Province of Alberta	20,170.79	
Hospitalization Benefits Plan (Note 2)	9,191.09	
Miscellaneous	74,617.42	
		338,355.25
<b>Inventories</b>		342,002.76
<b>Accrued interest receivable</b>		55,580.85
<b>Prepaid expenses</b>		17,592.06
		\$ 4,753,361.07
<b>Capital: (Notes 3 and 4)</b>		
Buildings and grounds, at cost, Statement No. 160	\$ 23,418,240.73	
Furniture and equipment, at cost	5,886,823.22	
Construction in progress	3,796,770.55	
		33,101,834.50
<b>Trust:</b>		
Cash in bank (Note 1)	\$ 429,176.47	
Short term deposits	198,814.00	
		\$ 627,990.47
Alberta Municipal Financing Corporation debentures, at amortized cost	10,000.00	
Accounts receivable	6,144.00	
Accrued interest receivable	6,611.11	
		650,745.58
		<u>\$ 38,505,941.15</u>

## LIABILITIES

<b>Current:</b>		
Accounts payable	\$ 1,118,461.29	
Accrued salaries and wages payable	352,353.04	
Contractors' holdbacks payable	55,030.81	
Province of Alberta, working capital advance	1,500,000.00	
Revenue surplus, Statement No. 155	1,575,258.21	
		\$ 4,601,103.35
<b>Capital:</b>		
Capital surplus, Statement No. 156	\$ 14,239,827.22	
Long term debt, Statement No. 159	19,014,265.00	
		33,254,092.22
<b>Trust:</b>		
Ancillary operations and donations trust, Statement No. 157	\$ 230,187.72	
Research reserve	174,221.03	
Research and development	105,410.00	
Education fund	47,449.57	
Group insurance reserve	40,019.79	
Students' loan fund	25,005.45	
Maude Riley trust	14,199.82	
Special research reserve	10,903.50	
Continuing medical education fund	3,348.70	
		650,745.58
		<u>\$ 38,505,941.15</u>

The accompanying notes are part of these financial statements.

STATEMENT No. 154—*Continued*

Edmonton, Alberta, March 28, 1972

I have examined the Balance Sheet and the Statement of Long Term Debt of the Foothills Provincial General Hospital Board as at December 31, 1971, and the Statements of Revenue Surplus, Capital Surplus, Ancillary Operations and Donations Trust Account and Revenue and Expenditure with supporting statements for the year then ended. My examination included a general review of the accounting procedures and such tests of accounting records and other supporting evidence as I considered necessary in the circumstances.

Inventories of supplies on hand were certified as to quantities and prices by officials of the Hospital and represent, in part, valuation of supplies on hand at dates prior to the year end.

Equipment shown in the Balance Sheet includes equipment in an amount of \$64,615.67 for which the Hospital had not received delivery as at December 31, 1971. A corresponding liability is included in accounts payable.

In my opinion, subject to the qualifications set out above, these financial statements present fairly the financial position of the Board as at December 31, 1971, and the results of its operations for the year then ended, in accordance with generally accepted accounting principles applied on a basis consistent with that of the preceding year.

C. K. HUCKVALE, F.C.A.,  
*Provincial Auditor*

STATEMENT No. 155

GOVERNMENT OF THE PROVINCE OF ALBERTA  
 FOOTHILLS PROVINCIAL GENERAL HOSPITAL BOARD  
 STATEMENT OF REVENUE SURPLUS  
 FOR THE YEAR ENDED DECEMBER 31, 1971

Balance as at December 31, 1970 .....		\$	1,036,855.29
Add: Surplus for the year ended December 31, 1971 .....	\$	439,235.35	
Previous year's adjustments .....		99,167.57	
			<u>538,402.92</u>
Balance as at December 31, 1971 .....		\$	<u>1,575,258.21</u>

STATEMENT No. 156

GOVERNMENT OF THE PROVINCE OF ALBERTA  
 FOOTHILLS PROVINCIAL GENERAL HOSPITAL BOARD  
 STATEMENT OF CAPITAL SURPLUS  
 FOR THE YEAR ENDED DECEMBER 31, 1971

Balance as at December 31, 1970 .....		\$	12,833,627.86
Add: Repayment of debenture principal .....	\$	863,372.95	
Assets provided from Hospitalization Benefits Plan .....		542,826.41	
			<u>1,406,199.36</u>
Balance as at December 31, 1971 .....		\$	<u>14,239,827.22</u>

STATEMENT No. 157

GOVERNMENT OF THE PROVINCE OF ALBERTA  
 FOOTHILLS PROVINCIAL GENERAL HOSPITAL BOARD  
 STATEMENT OF ANCILLARY OPERATIONS AND DONATIONS  
 TRUST ACCOUNT  
 FOR THE YEAR ENDED DECEMBER 31, 1971

Balance as at December 31, 1970 .....		\$	109,883.79
Add: Parking revenue, net .....	\$	99,920.52	
Television rentals, net .....		18,320.72	
Donations .....		3,300.00	
Miscellaneous, net .....	Dr.	1,237.31	
			<u>120,303.93</u>
Balance as at December 31, 1971 .....		\$	<u>230,187.72</u>



STATEMENT No. 158

GOVERNMENT OF THE PROVINCE OF ALBERTA  
FOOTHILLS PROVINCIAL GENERAL HOSPITAL BOARD  
STATEMENT OF REVENUE AND EXPENDITURE  
FOR THE YEAR ENDED DECEMBER 31, 1971

## REVENUE

General services, including wards and rooms .....	\$ 990,931.00	
Special services and service departments, Statement No. 161 .....	1,645,849.16	
		\$ 2,636,780.16
Students' perquisites .....		161,841.48
Students' fees .....		12,040.00
Miscellaneous .....		7,286.40
		<u>\$ 2,817,948.04</u>

## EXPENDITURE

Salaries and wages, Statement No. 162 .....	\$ 8,994,777.90	
Supplies and direct expenses, Statement No. 163 .....	4,292,127.36	
		13,286,905.26
Net basic operating cost .....		\$ 10,468,957.22
Debt charges:		
Capital .....	\$ 863,372.95	
Interest .....	1,229,540.43	
		2,092,913.38
Acquirement of furniture and equipment .....		542,826.41
Net operating cost under the Hospitalization Benefits Plan .....		\$ 13,104,697.01
Deduct: Contributions under the Hospitalization Benefits Plan: (Note 5)		
Basic operating payments .....	\$ 11,061,833.00	
Debt charges .....	2,092,913.38	
Furniture and equipment .....	195,500.00	
		<u>13,350,246.38</u>
Net operating surplus .....		\$ 245,549.37
Interest income .....		193,685.98
Surplus for the year ended December 31, 1971 .....		<u>\$ 439,235.35</u>

GOVERNMENT OF THE PROVINCE OF ALBERTA  
FOOTHILLS PROVINCIAL GENERAL HOSPITAL BOARD  
STATEMENT OF LONG TERM DEBT

AS AT DECEMBER 31, 1971

Final Maturity Date	Rate of Interest	Call Feature	Currency	Original Debenture Issue	Amount Outstanding
April 1, 1982	5¾%	Callable	Canadian	\$ 1,000,000.00	\$ 682,422.96
July 1, 1982	5¾	Callable	Canadian	1,000,000.00	682,422.96
September 1, 1982	5¾	Callable	Canadian	1,000,000.00	682,422.96
November 1, 1982	5¾	Callable	Canadian	1,000,000.00	682,422.96
February 1, 1983	5¾	Callable	Canadian	1,000,000.00	726,095.94
October 15, 1983	5¾	Callable	Canadian	1,000,000.00	726,095.94
January 1, 1984	5¾	Callable	Canadian	1,000,000.00	726,095.94
March 1, 1984	5¾	Callable	Canadian	1,000,000.00	767,394.27
June 1, 1984	5¾	Callable	Canadian	1,000,000.00	767,394.27
July 1, 1984	5¾	Callable	Canadian	1,000,000.00	767,394.27
August 1, 1984	5¾	Callable	Canadian	1,000,000.00	767,394.27
September 1, 1984	5¾	Callable	Canadian	1,000,000.00	767,394.27
December 1, 1984	5¾	Callable	Canadian	1,000,000.00	767,394.27
February 1, 1985	5¾	Callable	Canadian	1,000,000.00	806,447.06
June 1, 1985	5¾	Callable	Canadian	1,000,000.00	806,447.06
March 15, 1986	5¾	Callable	Canadian	2,000,000.00	1,686,752.82
May 15, 1988	7½	Callable	Canadian	500,000.00	462,698.90
June 15, 1988	7½	Callable	Canadian	500,000.00	462,698.90
July 15, 1988	7½	Callable	Canadian	500,000.00	462,698.90
September 15, 1988	7½	Callable	Canadian	500,000.00	462,698.90
November 15, 1988	7½	Callable	Canadian	500,000.00	462,698.90
February 15, 1989	7½	Callable	Canadian	500,000.00	476,041.86
April 15, 1989	7½	Callable	Canadian	500,000.00	476,041.86
July 1, 1989	7½	Callable	Canadian	500,000.00	476,041.86
July 15, 1989	8	Callable	Canadian	500,000.00	477,273.69
December 15, 1989	8	Callable	Canadian	500,000.00	477,273.69
February 15, 1990	8½	Callable	Canadian	474,000.00	464,201.96
May 15, 1990	8½	Callable	Canadian	501,459.00	491,093.36
May 1, 1991	7¾	Callable	Canadian	550,810.00	550,810.00
					<u>\$ 19,014,265.00</u>

GOVERNMENT OF THE PROVINCE OF ALBERTA  
FOOTHILLS PROVINCIAL GENERAL HOSPITAL BOARD  
STATEMENT OF BUILDINGS AND GROUNDS

AS AT DECEMBER 31, 1971

Main hospital	\$ 17,095,664.26
House staff residence	2,614,733.00
Nurses residence	2,222,865.34
Power plant	925,232.85
Land improvements	559,745.28
<u>\$ 23,418,240.73</u>	

STATEMENT No. 161

GOVERNMENT OF THE PROVINCE OF ALBERTA  
FOOTHILLS PROVINCIAL GENERAL HOSPITAL BOARD  
STATEMENT OF SPECIAL SERVICES AND SERVICE  
DEPARTMENTS REVENUES  
FOR THE YEAR ENDED DECEMBER 31, 1971

Rentals	\$ 316,423.56
Radiology	294,077.35
Cafeteria and snack bar	277,732.04
Emergency	234,668.60
Laboratories	197,871.00
Nuclear medicine	111,586.00
Rehabilitation	88,457.00
Psychiatry	36,223.50
Glaucoma	30,915.00
Laundry	18,565.12
Electricity	18,022.32
Respiratory technology	10,411.00
Steam	4,780.42
Electrocardiogram and electroencephalogram laboratory	4,150.00
Audiometry	1,175.00
Dietetics	791.25
	<hr/>
	\$ 1,645,849.16

GOVERNMENT OF THE PROVINCE OF ALBERTA  
FOOTHILLS PROVINCIAL GENERAL HOSPITAL BOARD  
STATEMENT OF SALARIES AND WAGES  
FOR THE YEAR ENDED DECEMBER 31, 1971

Administration		\$ 810,254.88
General services, including wards and rooms		3,302,859.41
Special services:		
Education of students and interns	\$	801,832.49
Laboratories		488,088.15
Operating room		385,968.10
Radiology		235,942.52
Rehabilitation		203,207.81
Emergency		172,312.64
Medical directors		153,251.23
Delivery room		132,131.74
Central supply		128,994.93
Medical records		94,584.85
Pharmacy		77,467.82
Respiratory technology		74,207.06
Blood cross matching		64,054.82
Nuclear medicine		39,928.91
Glaucoma		25,342.38
Electrocardiogram and electroencephalogram laboratory		24,560.90
Psychiatry		22,132.72
Renal dialysis		20,255.14
Gastroenterological investigation laboratory		6,295.76
Wound infection control		4,424.69
Audiometry		1,632.56
		<hr/> 3,156,617.22
Service departments:		
Housekeeping	\$	598,041.17
Dietary		502,498.32
Laundry		171,041.40
Linen		56,635.27
		<hr/> 1,328,216.16
Plant operation:		
Buildings and grounds maintenance		396,830.23
		<hr/> \$ 8,994,777.90

STATEMENT No. 163

GOVERNMENT OF THE PROVINCE OF ALBERTA  
 FOOTHILLS PROVINCIAL GENERAL HOSPITAL BOARD  
 STATEMENT OF SUPPLIES AND DIRECT EXPENSES  
 FOR THE YEAR ENDED DECEMBER 31, 1971

Administration, Statement No. 164		\$	686,251.34
General services, including wards and rooms			139,020.32
Special services:			
Radiology	\$	483,237.77	
Laboratories		401,740.74	
Operating room		323,833.04	
Pharmacy		276,955.05	
Central supply		230,851.02	
Respiratory technology		61,406.15	
Nuclear medicine		54,629.02	
Electrocardiogram and electroencephalogram laboratory		50,888.74	
Emergency		42,875.26	
Education of students and interns		37,922.01	
Renal dialysis		28,463.57	
Blood cross matching		25,681.08	
Delivery room		25,290.06	
Psychiatry		22,326.09	
Medical records		12,826.68	
Rehabilitation		8,842.06	
Glaucoma		2,146.65	
Medical directors		1,502.35	
Wound infection control		705.79	
Audiometry		506.47	
Photography	Cr.	1,839.88	
			2,090,789.72
Service departments:			
Dietary	\$	503,124.28	
Linen		164,203.87	
Housekeeping		77,667.79	
Laundry		17,512.52	
			762,508.46
Plant operation, Statement No. 164			613,557.52
		\$	<u>4,292,127.36</u>

GOVERNMENT OF THE PROVINCE OF ALBERTA  
FOOTHILLS PROVINCIAL GENERAL HOSPITAL BOARD  
STATEMENT OF ADMINISTRATION AND PLANT OPERATION,  
SUPPLIES AND DIRECT EXPENSES  
FOR THE YEAR ENDED DECEMBER 31, 1971

**ADMINISTRATION**

Pension fund contributions .....	\$ 277,160.67
Printing, postage and office supplies .....	125,711.45
Staff medical and hospitalization plan contributions .....	51,842.11
Equipment rentals .....	45,947.53
Telephone and telegraph .....	38,740.49
Bad debt expense .....	31,373.69
Workmen's Compensation Board .....	26,809.89
Travelling .....	18,902.81
Architects' fees .....	16,146.63
Ambulance .....	8,104.62
Advertising .....	7,974.78
Legal fees .....	5,938.78
Audit fee .....	5,900.00
Association fees .....	4,900.00
Insurance .....	5,186.31
Office equipment maintenance .....	4,164.21
Miscellaneous .....	11,447.37
	<hr/>
	\$ 686,251.34

**PLANT OPERATION**

Buildings and grounds maintenance .....	\$ 271,312.04
Fuel .....	154,343.92
Electricity .....	72,982.70
Water .....	58,621.28
Equipment maintenance .....	36,013.26
Insurance .....	10,678.01
Security services .....	6,948.06
Miscellaneous .....	2,658.25
	<hr/>
	\$ 613,557.52



GOVERNMENT OF THE PROVINCE OF ALBERTA  
FOOTHILLS PROVINCIAL GENERAL HOSPITAL BOARD  
NOTES TO THE FINANCIAL STATEMENTS

DECEMBER 31, 1971

- NOTE 1 The division of cash in bank between current and trust is made for Balance Sheet presentation only, as trust and general funds are not segregated in the Hospital Board's bank accounts.
- NOTE 2 Accounts receivable under the Hospitalization Benefits Plan are subject to approval and final determination by The Alberta Hospital Services Commission and collection is subject to such approval. The account is comprised of out-patient services.
- NOTE 3 Premises occupied by the Hospital have been leased to the Foothills Provincial General Hospital Board by the Minister of Public Works for a term of forty years from January 1, 1961, with an option of a further ten years thereafter.
- NOTE 4 No depreciation has been provided on buildings, furniture or equipment. The Hospitalization Benefits Plan will provide funds for the acquirement and replacement of approved furniture and equipment and for retirement of debts incurred in the acquirement of capital assets.
- NOTE 5 Contributions from the Province of Alberta Hospitalization Benefits Plan were based on an approved hospital budget for operating and capital purposes. Expenditure for furniture and equipment exceeded the approved capital budget by an amount of \$347,326.41. The excess was charged to current operations.

GOVERNMENT OF THE PROVINCE OF ALBERTA  
GLENROSE PROVINCIAL GENERAL HOSPITAL BOARD  
BALANCE SHEET AS AT DECEMBER 31, 1971

## ASSETS

<b>Current:</b>		
Cash on hand and in treasury branch	\$	618,035.19
Short term deposits		850,000.00
Accounts receivable:		
Hospitalization Benefits Plan (Note 1)	\$	76,065.47
Patients and on behalf of patients		69,772.15
Patients re prosthetics		13,484.17
Province of Alberta		6,611.00
Miscellaneous		52,735.54
		218,668.33
Inventories, at cost (Note 2)		83,305.95
Investments, at cost		10.00
		<u>\$ 1,770,019.47</u>
<b>Capital: (Notes 3 and 4)</b>		
Buildings, at cost	\$	4,600,704.03
Furniture and equipment, at cost		1,397,069.40
Land improvements		112,298.24
		<u>6,110,071.67</u>
<b>Trust:</b>		
Cash on hand and in treasury branch	\$	17,310.20
Short term deposits		27,000.00
		<u>44,310.20</u>
		<u><u>\$ 7,924,401.34</u></u>

## LIABILITIES

<b>Current:</b>		
Accounts payable:		
General	\$	349,857.20
Province of Alberta		7,962.25
		<u>\$ 357,819.45</u>
Province of Alberta, working capital advance		350,000.00
Deferred income (Note 5)		422,870.00
Revenue surplus, Statement No. 166		639,330.02
		<u>\$ 1,770,019.47</u>
<b>Capital:</b>		
Long term debt, Statement No. 169	\$	3,038,214.41
Capital surplus, Statement No. 167		3,071,857.26
		<u>6,110,071.67</u>
<b>Trust:</b>		
General trust		44,310.20
		<u>\$ 7,924,401.34</u>

The accompanying notes are part of these financial statements.

Edmonton, Alberta, March 16, 1972

I have examined the Balance Sheet and the Statement of Long Term Debt of the Glenrose Provincial General Hospital Board as at December 31, 1971, and the Statements of Revenue Surplus, Capital Surplus and Revenue and Expenditure with supporting schedules for the year then ended. My examination included a general review of the accounting procedures and such tests of accounting records and other supporting evidence as I considered necessary in the circumstances.

In my opinion these financial statements present fairly the financial position of the Board as at December 31, 1971, and the results of its operations for the year then ended, in accordance with generally accepted accounting principles applied on a basis consistent with that of the preceding year.

C. K. HUCKVALE, F.C.A.,  
Provincial Auditor

STATEMENT No. 166

GOVERNMENT OF THE PROVINCE OF ALBERTA  
 GLENROSE PROVINCIAL GENERAL HOSPITAL BOARD  
 STATEMENT OF REVENUE SURPLUS  
 FOR THE YEAR ENDED DECEMBER 31, 1971

Balance as at December 31, 1970 .....	\$ 559,541.12
Add: Surplus for the year ended December 31, 1971 .....	79,788.90
	<hr/>
Balance as at December 31, 1971 .....	\$ 639,330.02
	<hr/>

STATEMENT No. 167

GOVERNMENT OF THE PROVINCE OF ALBERTA  
 GLENROSE PROVINCIAL GENERAL HOSPITAL BOARD  
 STATEMENT OF CAPITAL SURPLUS  
 FOR THE YEAR ENDED DECEMBER 31, 1971

Balance as at December 31, 1970 .....	\$ 2,727,913.44
Add:	
Repayment of debenture principal .....	\$ 140,629.89
Assets provided from Hospitalization Benefits Plan:	
1971 Capital budget .....	\$105,000.00
1971 Operating budget .....	88,983.67
1970 Capital budget .....	9,880.26
	<hr/>
	203,863.93
	<hr/>
	344,493.82
	<hr/>
Deduct: Equipment transferred to Royal Alexandra Hospital .....	\$ 3,072,407.26
	550.00
	<hr/>
Balance as at December 31, 1971 .....	\$ 3,071,857.26
	<hr/>

GOVERNMENT OF THE PROVINCE OF ALBERTA  
**GLENROSE PROVINCIAL GENERAL HOSPITAL BOARD**  
**STATEMENT OF REVENUE AND EXPENDITURE**  
 FOR THE YEAR ENDED DECEMBER 31, 1971

REVENUE

General services, including wards and rooms .....	\$ 440,103.00	
Special services and special service departments, Statement No. 170 .....	728,991.33	
		\$ 1,169,094.33
Rentals revenue .....		8,162.33
Miscellaneous revenue .....		50,427.91

\$ 1,227,684.57

EXPENDITURE

Salaries and wages, Statement No. 171 .....	\$ 3,899,246.11	
Supplies and direct expenses, Statement No. 172 .....	1,594,627.66	
		5,493,873.77
Net basic operating cost .....		\$ 4,266,189.20
Equipment and renovations .....		203,863.93
Debt charges:		
Capital .....	\$ 140,629.89	
Interest .....	176,423.92	
		317,053.81
Net operating costs under the Hospitalization Benefits Plan .....		\$ 4,787,106.94
Deduct: Contributions under the Hospitalization Benefits Plan: (Note 5)		
Basic operating payments .....	\$ 4,381,998.00	
Equipment and renovations .....	114,880.26	
Debt charges .....	317,053.81	
		4,813,932.07
Net operating surplus .....		\$ 26,825.13
Interest income .....		52,963.77
Surplus for the year ended December 31, 1971 .....		\$ 79,788.90

STATEMENT No. 169

## GOVERNMENT OF THE PROVINCE OF ALBERTA

## GLENROSE PROVINCIAL GENERAL HOSPITAL BOARD

## STATEMENT OF LONG TERM DEBT

AS AT DECEMBER 31, 1971

Final Maturity Date	Rate of Interest	Call Feature	Currency	Original Debenture Issue	Amount Outstanding
October 1, 1983	5 <sup>3</sup> / <sub>4</sub> %	Callable	Canadian	\$ 250,000.00	\$ 181,523.93
June 15, 1984	5 <sup>3</sup> / <sub>4</sub> %	Callable	Canadian	225,000.00	172,663.64
November 15, 1984	5 <sup>3</sup> / <sub>4</sub> %	Callable	Canadian	100,000.00	76,739.42
November 15, 1984	5 <sup>3</sup> / <sub>4</sub> %	Callable	Canadian	250,000.00	191,848.52
April 1, 1985	5 <sup>3</sup> / <sub>4</sub> %	Callable	Canadian	115,000.00	92,741.40
June 1, 1985	5 <sup>3</sup> / <sub>4</sub> %	Callable	Canadian	700,000.00	564,512.91
August 1, 1985	5 <sup>3</sup> / <sub>4</sub> %	Callable	Canadian	700,000.00	564,512.91
November 1, 1985	5 <sup>3</sup> / <sub>4</sub> %	Callable	Canadian	700,000.00	564,512.91
February 15, 1986	5 <sup>3</sup> / <sub>4</sub> %	Callable	Canadian	530,000.00	446,989.46
May 1, 1986	5 <sup>3</sup> / <sub>4</sub> %	Callable	Canadian	216,000.00	182,169.31
					<u>\$ 3,038,214.41</u>

STATEMENT No. 170

## GOVERNMENT OF THE PROVINCE OF ALBERTA

## GLENROSE PROVINCIAL GENERAL HOSPITAL BOARD

STATEMENT OF SPECIAL SERVICES AND  
SERVICE DEPARTMENTS REVENUE

FOR THE YEAR ENDED DECEMBER 31, 1971

Speech and hearing therapy	\$ 194,781.25
Plant	185,358.30
Occupational therapy	97,349.25
Physiotherapy	72,951.00
Psychology	60,765.00
Social services	47,540.00
Prosthetic shop	22,005.10
Milieu therapy	18,859.50
Interpretations and examinations	14,309.25
Occupational therapy sales	6,531.93
Radiology	4,937.75
Parking	1,988.00
Porter service	1,615.00
	<hr/>
	\$ 728,991.33

GOVERNMENT OF THE PROVINCE OF ALBERTA  
 GLENROSE PROVINCIAL GENERAL HOSPITAL BOARD  
 STATEMENT OF SALARIES AND WAGES  
 FOR THE YEAR ENDED DECEMBER 31, 1971

Administration		\$ 247,606.52
General services, including wards and rooms		1,770,856.47
Special services:		
Physiotherapy	\$ 309,551.90	
Occupational therapy	249,513.62	
Speech and hearing therapy	233,671.95	
Social services	166,265.11	
Psychology	108,165.89	
Rehabilitation medicine	78,554.25	
Recreation and volunteer services	51,426.84	
Assessment school	50,063.71	
Prosthetic shop	33,752.13	
Medical records and library	26,158.99	
Pharmacy	23,836.70	
Radiology	22,250.04	
Central supply	10,775.88	
Laboratory	6,283.76	
Dental	1,158.09	
		<hr/> 1,371,428.86
Service departments:		
Housekeeping	\$ 205,049.64	
Linen	30,648.86	
		<hr/> 235,698.50
Plant operation and maintenance		273,655.76
		<hr/> <hr/> \$ 3,899,246.11



STATEMENT No. 172

GOVERNMENT OF THE PROVINCE OF ALBERTA  
 GLENROSE PROVINCIAL GENERAL HOSPITAL BOARD  
 STATEMENT OF SUPPLIES AND DIRECT EXPENSES  
 FOR THE YEAR ENDED DECEMBER 31, 1971

Administration, Statement No. 173 .....		\$	296,562.67
General services, including wards and rooms .....			94,488.72
Special Services:			
Assessment school .....	\$	148,516.82	
Prosthetic shop .....		50,843.63	
Laboratory .....		26,181.46	
Occupational therapy .....		15,059.38	
Rehabilitation medicine .....		11,340.39	
Speech and hearing therapy .....		9,050.14	
Radiology .....		8,503.32	
Recreation and volunteer services .....		8,111.20	
Physiotherapy .....		8,043.15	
Medical education .....		7,942.04	
Ambulance .....		7,096.50	
Medical records and library .....		3,920.19	
Psychology .....		3,915.45	
Social services .....		3,004.95	
Dental .....		1,034.17	
Pharmacy .....		745.68	
Central supply .....		196.05	
			<u>313,504.52</u>
Service departments:			
Dietary .....	\$	504,784.10	
Laundry .....		47,833.52	
Housekeeping .....		27,199.01	
Linen .....		9,558.37	
			<u>589,375.00</u>
Plant operation, Statement No. 173 .....			300,696.75
		\$	<u><u>1,594,627.66</u></u>

GOVERNMENT OF THE PROVINCE OF ALBERTA  
 GLENROSE PROVINCIAL GENERAL HOSPITAL BOARD  
 STATEMENT OF ADMINISTRATION AND PLANT OPERATION,  
 SUPPLIES AND DIRECT EXPENSES  
 FOR THE YEAR ENDED DECEMBER 31, 1971

ADMINISTRATION

Pension fund contributions	\$ 140,810.55
Telephone and telegraph	23,537.23
Staff medical and hospitalization plan contributions	22,075.87
Printing, postage and office supplies	16,749.85
Travelling	12,692.04
Office equipment, maintenance and rental	12,165.85
Bad debt expense	8,535.17
Workmen's Compensation Board	7,822.46
Advertising	7,462.12
Group life insurance	6,399.41
Memberships and subscriptions	5,957.10
Legal fees	4,937.84
Fees and remuneration	4,018.32
Data processing	3,850.00
Audit fee	3,000.00
Insurance	2,974.97
Freight	2,213.90
Indemnity to board members	2,080.00
Miscellaneous	9,279.99

\$ 296,562.67

PLANT OPERATION

Fuel	\$ 89,219.25
Buildings and grounds maintenance	88,775.10
Electricity	50,042.27
Security services	31,877.15
Water	15,466.13
Equipment maintenance	9,613.72
Insurance	4,136.45
Miscellaneous	11,566.68

\$ 300,696.75

GOVERNMENT OF THE PROVINCE OF ALBERTA  
 GLENROSE PROVINCIAL GENERAL HOSPITAL BOARD  
 NOTES TO THE FINANCIAL STATEMENTS

DECEMBER 31, 1971

NOTE 1 Accounts receivable under the Hospitalization Benefits Plan are subject to approval and final determination by The Alberta Hospital Services Commission and collection is subject to such approval. The account is comprised of the following:

In-patient co-insurance and out-patient services	\$ 3,878.15
*Construction, renovation, land improvements and equipment	72,187.32
	<u>\$ 76,065.47</u>

\*In respect to the period prior to April 1, 1970

NOTE 2 Inventories of supplies on hand were certified as to quantities and prices by officials of the Hospital.

NOTE 3 Premises occupied by the Hospital have been leased to the Glenrose Provincial General Hospital Board by the Minister of Public Works for a term of forty years from September 12, 1963, with an option of a further ten years thereafter. The buildings shown in the Balance Sheet, \$4,600,704.03, represent only the construction and renovation costs incurred since acquirement of the lease.

NOTE 4 No depreciation has been provided on buildings, furniture or equipment. The Hospitalization Benefits Plan provides funds for acquirement and replacement of furniture and equipment and for retirement of debt incurred in the acquirement of capital assets.

NOTE 5 Contributions from the Province of Alberta Hospitalization Benefits Plan were, for the year under review, based on an approved budget for operating and capital purposes. Expenditure for equipment and renovations exceeded the approved capital budget by an amount of \$98,863.93. This excess was to the extent of \$88,983.67 charged to current operations and the balance, \$9,880.26, financed from unexpended funds of the 1970 capital budget. Deferred revenue is comprised of the prorata budget payments received in December 1971 in an amount of \$422,870.00 applicable to the 1972 fiscal year.

NOTE 6 The Hospital has a commitment, which is not reflected in the Balance Sheet as at December 31, 1971, to pay \$46,156.00 in respect of major equipment ordered prior to the year end but not delivered at that date.

GOVERNMENT OF THE PROVINCE OF ALBERTA  
UNIVERSITY OF ALBERTA HOSPITAL BOARD  
BALANCE SHEET AS AT DECEMBER 31, 1971

ASSETS

Current:

Cash on hand, in banks and treasury branch .....	\$ 749,554.30
Short term deposits .....	5,800,000.00
Corporate term note, at cost .....	971,497.85
Investments: (Note 4)	
Bonds, at amortized cost (approximate market value \$153,000.00) .....	148,675.00

Accounts receivable:

Patients .....	\$ 267,198.71
Less: Allowance for doubtful accounts .....	74,448.55

\$ 192,750.16

Hospitalization Benefits Plan (Note 1) .....	284,208.43
Government of Canada .....	206,455.97
Province of Alberta .....	21,422.30
Workmen's Compensation Board .....	87,292.57
Municipalities .....	2,708.02
Miscellaneous .....	304,294.26

1,099,131.71

Inventories (Note 2) .....	765,744.55
----------------------------	------------

Accrued interest receivable .....	59,254.36
-----------------------------------	-----------

Deposit with Workmen's Compensation Board .....	4,788.64
---	----------

Prepaid expenses and deferred charges .....	16,608.71
---	-----------

\$ 9,615,255.12

Capital:

Land and buildings, at cost (Note 3) .....	\$ 19,537,756.98
--	------------------

Furniture and equipment, at cost (Note 3) .....	7,031,567.37
---	--------------

26,569,324.35

Trust:

Cash on hand and in banks .....	\$ 114,968.48
---------------------------------	---------------

Short term deposits .....	206,000.00
---------------------------	------------

\$ 320,968.48

Accounts receivable .....

97,390.47

Investments: (Note 4)

Bonds and debentures, at amortized cost	
(approximate market value \$2,052,000.00) .....	\$ 2,179,532.74

Corporate term notes, at cost .....	250,849.70
-------------------------------------	------------

Common shares, nominal value .....	1.00
------------------------------------	------

2,430,383.44

Accrued interest receivable .....	40,145.59
-----------------------------------	-----------

Due from operating funds .....	150,723.08
--------------------------------	------------

3,039,611.06

\$ 39,224,190.53

## STATEMENT No. 174—Continued

## LIABILITIES

<b>Current:</b>		
Accounts payable .....	\$	1,496,484.76
Accrued salaries and wages payable .....		273,565.86
Province of Alberta, unexpended construction grant .....		2,341,650.68
Province of Alberta, working capital advance .....		900,000.00
Research prepayments .....		9,202.71
Deferred income (Note 5) .....		1,854,420.88
Due to trust funds .....		150,723.08
<b>Reserves:</b>		
Workmen's Compensation Board .....	\$	56,557.06
In-service education .....		10,750.35
Employees' group insurance .....		2,179.20
		69,486.61
Revenue surplus, Statement No. 175 .....		2,329,609.78
	\$	9,425,144.36
<b>Capital:</b>		
Capital surplus, Statement No. 176 .....	\$	18,995,591.60
<b>Long term debt:</b>		
Advances from the Province of Alberta .....	\$	7,310,875.98
<b>Debenture debt:</b>		
5 ¾% serial debentures .....		452,967.53
		7,763,843.51
		26,759,435.11
<b>Trust:</b>		
Hospital reserve trust (Note 6) .....	\$	1,380,586.42
General trusts .....		1,174,007.68
Parking operation fund .....		362,334.60
Medical professional services trust .....		97,390.47
University Hospital Foundation .....		13,350.65
Patients' and staff trust .....		11,941.24
		3,039,611.06
	\$	39,224,190.53

The accompanying notes are part of these financial statements.

Edmonton, Alberta, May 9, 1972

I have examined the Balance Sheet of the University of Alberta Hospital Board as at December 31, 1971, and the Statements of Revenue Surplus, Capital Surplus and Revenue and Expenditure with supporting schedules for the year then ended. My examination included a general review of the accounting procedures and such tests of accounting records and other supporting evidence as I considered necessary in the circumstances.

In my opinion these financial statements present fairly the financial position of the Board as at December 31, 1971, and the results of its operations for the year then ended, in accordance with generally accepted accounting principles applied on a basis consistent with that of the preceding year.

C. K. HUCKVALE, F.C.A.,  
Provincial Auditor

STATEMENT No. 175

GOVERNMENT OF THE PROVINCE OF ALBERTA  
UNIVERSITY OF ALBERTA HOSPITAL BOARD  
STATEMENT OF REVENUE SURPLUS  
FOR THE YEAR ENDED DECEMBER 31, 1971

Balance as at December 31, 1970 .....		\$ 1,803,545.54
Add: Surplus for the year ended December 31, 1971 .....	\$ 338,691.60	
Contribution, Province of Alberta (Note 7) .....	181,919.45	
Previous years' adjustments, net .....	5,453.19	
	<u>526,064.24</u>	
Balance as at December 31, 1971 .....		<u>\$ 2,329,609.78</u>

STATEMENT No. 176

GOVERNMENT OF THE PROVINCE OF ALBERTA  
UNIVERSITY OF ALBERTA HOSPITAL BOARD  
STATEMENT OF CAPITAL SURPLUS  
FOR THE YEAR ENDED DECEMBER 31, 1971

Balance as at December 31, 1970 .....		\$ 15,183,464.82
Add: Increase arising from:		
Hospitalization Benefits Plan:		
Redemption of debenture debt .....	\$ 21,818.33	
Repayment of capital advances by the Province of Alberta .....	804,548.86	
Assets provided .....	1,401,824.58	
	<u>\$ 2,228,191.77</u>	
Assets provided by the Province of Alberta .....	1,555,614.48	
Assets provided from donations .....	35,078.30	
	<u>3,818,884.55</u>	
		<u>\$ 19,002,349.37</u>
Deduct: Disposal of assets provided from hospital funds, net .....		6,757.77
Balance as at December 31, 1971 .....		<u>\$ 18,995,591.60</u>



STATEMENT No. 177

GOVERNMENT OF THE PROVINCE OF ALBERTA  
UNIVERSITY OF ALBERTA HOSPITAL BOARD  
STATEMENT OF REVENUE AND EXPENDITURE  
FOR THE YEAR ENDED DECEMBER 31, 1971

## REVENUE

General services, including wards and rooms	\$ 1,271,073.50	
Special services and service departments revenues, including administration and plant operation, Statement No. 178	2,629,849.08	
		\$ 3,900,922.58
Department of Veterans' Affairs, in-patients		423,880.00
Rentals revenue		108,215.02
Tuition fees		39,288.40
Miscellaneous		16,560.69
		<u>\$ 4,488,866.69</u>

## EXPENDITURE

Salaries and wages, Statement No. 179	\$ 16,803,853.81	
Supplies and direct expenses, Statement No. 180	5,784,089.10	
		22,587,942.91
Net basic operating cost		\$ 18,099,076.22
Debt charges:		
Capital	\$ 826,367.19	
Interest	335,668.76	
		1,162,035.95
Equipment and renovations		1,472,529.36
Net operating cost under the Hospitalization Benefits Plan		\$ 20,733,641.53
Deduct: Contributions under the Hospitalization Benefits Plan:		
Basic operating payments	\$ 18,832,251.00	
Debt charges	1,162,035.95	
Equipment and renovations	894,507.43	
		20,888,794.38
Net operating surplus		\$ 155,152.85
Research:		
Salaries and direct expenses, Statement No. 182	\$ 172,114.68	
Deduct: Recoveries, Statement No. 182	172,114.68	
Interest income, net		183,538.75
Surplus for the year ended December 31, 1971		<u>\$ 338,691.60</u>

## GOVERNMENT OF THE PROVINCE OF ALBERTA

## UNIVERSITY OF ALBERTA HOSPITAL BOARD

STATEMENT OF SPECIAL SERVICES AND SERVICE DEPARTMENTS  
REVENUES INCLUDING ADMINISTRATION AND PLANT OPERATION

FOR THE YEAR ENDED DECEMBER 31, 1971

Dietary	\$ 606,766.86
Clinical laboratories	584,839.16
Radiology	392,837.00
Emergency	336,392.01
Rehabilitation	157,516.71
Pharmacy	125,121.68
Administration	62,602.92
Laundry	61,462.40
Respiratory unit	39,243.25
Blindness control	38,597.75
Cystoscopy	34,966.00
Out-patient department	33,038.47
Electroencephalogram unit	20,432.50
Electrocardiogram unit	20,342.19
Radioisotope	19,663.00
Family clinic	16,108.75
Housekeeping	13,776.85
Psychiatry	12,129.50
Social service	11,654.00
Plant operation	7,966.74
Linen	7,583.30
Renal unit	7,204.00
Photography	6,607.77
Infertility clinic	4,820.70
Operating room	4,616.00
Inhalation therapy	1,683.72
Medical supplies	1,305.60
Diet counselling	570.25
	<u>\$ 2,629,849.08</u>

STATEMENT No. 179

GOVERNMENT OF THE PROVINCE OF ALBERTA  
UNIVERSITY OF ALBERTA HOSPITAL BOARD  
STATEMENT OF SALARIES AND WAGES  
FOR THE YEAR ENDED DECEMBER 31, 1971

Administration .....		\$ 1,125,205.32
General services, including wards and rooms .....		6,081,711.23
Special services:		
Education of students and interns .....	\$ 2,445,576.12	
Clinical laboratories .....	952,910.28	
Operating room .....	583,082.28	
Rehabilitation .....	439,165.86	
Radiology .....	351,467.69	
Emergency .....	253,022.42	
Medical records .....	168,457.40	
Renal unit .....	159,278.32	
Pharmacy .....	146,824.33	
Delivery room .....	145,662.41	
Inhalation therapy .....	133,645.01	
Social services .....	95,795.78	
Out-patient department .....	80,247.84	
Blindness control .....	72,369.29	
Psychiatry .....	54,901.86	
Cardio medicine .....	51,854.91	
Respiratory unit .....	46,401.04	
Cystoscopy .....	44,765.92	
Radioisotope .....	44,020.89	
Family clinic .....	38,423.94	
Electrocardiogram unit .....	29,471.21	
Electroencephalogram unit .....	25,180.34	
Photography .....	21,040.14	
Metabolic unit .....	19,135.26	
Cardio surgery .....	18,987.90	
Infertility clinic .....	7,762.00	
		6,429,450.44
Service departments:		
Housekeeping .....	\$ 1,071,712.37	
Dietary .....	1,056,379.90	
Laundry .....	322,649.87	
Linen .....	147,594.32	
		2,598,336.46
Plant operation:		
Buildings and grounds maintenance .....		569,150.36
		<u>\$ 16,803,853.81</u>

GOVERNMENT OF THE PROVINCE OF ALBERTA  
UNIVERSITY OF ALBERTA HOSPITAL BOARD  
STATEMENT OF SUPPLIES AND DIRECT EXPENSES  
FOR THE YEAR ENDED DECEMBER 31, 1971

Administration, Statement No. 181	\$ 999,947.74
General services, including wards and rooms	854,439.96
Special services:	
Radiology	\$ 594,944.77
Operating room	399,618.43
Clinical laboratories	286,439.54
Education of students and interns	246,429.96
Cardio surgery	127,698.01
Pharmacy	90,527.11
Radioisotope	80,683.24
Electrocardiogram unit	77,897.41
Renal unit	76,586.96
Emergency	69,429.51
Cystoscopy	44,541.62
Cardio medicine	38,097.13
Inhalation therapy	37,292.12
Rehabilitation	33,943.10
Delivery room	29,023.59
Electroencephalogram unit	27,704.20
Medical records	18,587.89
Respiratory unit	12,052.14
Blindness control	6,588.97
Out-patient department	4,762.77
Photography	4,617.85
Family clinic	3,477.66
Psychiatry	1,280.66
Social service	1,204.11
Gastro motility	639.35
Infertility clinic	504.34
Metabolic unit	5.00
	2,314,577.44
Service departments:	
Dietary	\$ 860,443.63
Laundry	72,976.60
Linen	61,268.24
Housekeeping	57,663.89
	1,052,352.36
Plant operation, Statement No. 181	562,771.60
	\$ 5,784,089.10

STATEMENT No. 181

## GOVERNMENT OF THE PROVINCE OF ALBERTA

## UNIVERSITY OF ALBERTA HOSPITAL BOARD

STATEMENT OF ADMINISTRATION AND PLANT OPERATION,  
SUPPLIES AND DIRECT EXPENSES

FOR THE YEAR ENDED DECEMBER 31, 1971

## ADMINISTRATION

Pension fund contributions .....	\$ 557,088.82
Printing, postage and office supplies .....	81,135.71
Medical services .....	79,286.66
Telephone and telegraph .....	58,667.37
Workmen's Compensation Board .....	43,400.00
Data processing .....	32,641.27
Provision for doubtful accounts .....	24,075.00
Blue Cross .....	21,235.86
Office equipment, rentals and repairs .....	19,763.13
Recruitment and training .....	15,826.77
Audit fee .....	14,000.00
Travelling .....	11,708.68
Group insurance .....	10,113.95
Insurance .....	8,682.28
Association fees .....	6,332.69
Legal fees .....	5,590.40
Miscellaneous .....	10,399.15
	<hr/>
	\$ 999,947.74

## PLANT OPERATION

Building maintenance, including alterations .....	\$ 151,638.14
Equipment maintenance .....	128,166.67
Fuel .....	85,551.77
Electricity .....	66,492.00
Water .....	62,367.37
Regulatory and security services .....	48,991.71
Insurance .....	8,318.37
Grounds maintenance .....	8,289.99
Miscellaneous .....	2,955.58
	<hr/>
	\$ 562,771.60

GOVERNMENT OF THE PROVINCE OF ALBERTA  
UNIVERSITY OF ALBERTA HOSPITAL BOARD  
STATEMENT OF RESEARCH EXPENDITURES AND RECOVERIES  
FOR THE YEAR ENDED DECEMBER 31, 1971

STATEMENT No. 182

	Expenditures		Contributions from Other Sources			Recoveries		Provided from Special Services Trust Funds	Total
	Salaries	Expenses	Equipment	Total	Medical Research Council Grants	National Health Grants			
Transplantation immunology	\$ 18,119.53	\$ 140.92		\$ 18,260.45	\$ 18,260.45			\$ 15,900.34	\$ 18,260.45
Prophylactic antibiotics	15,608.23	292.11		15,900.34					15,900.34
Cefixoid research	12,388.65	2,877.32		15,265.97	15,265.97				15,265.97
Special endocrine procedures	12,303.20	1,977.11		14,280.31				14,280.31	14,280.31
Tissue typing	9,790.78	1,753.22		11,544.00				11,544.00	11,544.00
Cardio data processing	6,463.26	2,638.06		9,101.32					9,101.32
Acute myocardial infarction	7,785.34	955.93		8,741.27					8,741.27
Respiratory emergencies	6,344.43	83.94		6,428.37					6,428.37
Special services technician	5,320.53	90.85		5,411.20					5,411.20
Endocrine research	4,551.13	1,005.85		5,550.34					5,550.34
Muscular dystrophy	4,258.18	551.53		4,809.71					4,809.71
Kidney research	2,624.93	2,167.80		4,792.73					4,792.73
Cerebral blood flow	161.26	4,488.74		4,650.00				5,611.20	5,611.20
Luteinizing hormone immunossay	4,021.90	570.27		4,592.17					4,592.17
Gastroenterology research	4,455.79	33.83		4,489.62					4,489.62
Lynne-Davies and Sproule research	4,132.87	203.71		4,336.58					4,336.58
Conduction velocity	100.50	3,596.75		3,697.25					3,697.25
Quality control	3,383.42			3,383.42					3,383.42
Antilymphocyte globulin study	2,924.67		3,596.75	6,521.42					6,521.42
Thyroid laboratory studies	1,300.00	792.42		2,092.42					2,092.42
Metabolic studies in Down's syndrome		1,842.22		1,842.22					1,842.22
Neurology research		1,772.34		1,772.34	1,842.22				3,614.56
Biochemical studies of heart disease	401.68	1,751.23		2,152.91					2,152.91
Rigal joint study	1,249.19	1,342.41		2,591.60					2,591.60
Measurement of methysergide and lysergic acid diethylamide in blood		373.15		1,622.34					1,622.34
Research equipment	1,551.00	95.23		1,576.23					1,576.23
Aluminum research		1,423.77		1,423.77					1,423.77
Calcium oxalate kidney stones	1,006.88	1,346.86		2,353.74					2,353.74
Cellular immunity	1,209.00	244.68		1,453.68					1,453.68
Myocardial blood flow studies		19.20		1,228.20					1,228.20
Child health clinic		1,179.64		1,179.64					1,179.64
Mucosal biopsy		825.00		825.00					825.00
Obstetrical research		795.00		795.00					795.00
Dental research		601.54		601.54					601.54
Calcein localization	357.55	183.60		541.15					541.15
Plasma renin activity		485.00		485.00					485.00
Inborn errors unit		219.67		219.67					219.67
Investigation of thrombocytopaenia		193.82		193.82					193.82
Washout rate of calcium		169.79		169.79					169.79
Watnabe research		166.22		166.22					166.22
Puritis and tissue basophilia		146.90		146.90					146.90
Chronic renal failure		115.39		115.39					115.39
Chronic renal failure		53.15		53.15					53.15
Chronic renal failure		44.64		44.64					44.64
Alberta Heart Foundation		42.69		42.69					42.69
Aerobic working capacity		36.00		36.00					36.00
Inheritance pattern of cystinuria		24.00		24.00					24.00
Hemodynamics study		16.29		16.29					16.29
Isolated organ studies		3.10		3.10					3.10
	\$ 110,247.01	\$ 53,641.26	\$ 8,226.41	\$ 172,114.68	\$ 41,988.55	\$ 4,208.42		\$ 85,709.15	\$ 172,114.68



GOVERNMENT OF THE PROVINCE OF ALBERTA  
UNIVERSITY OF ALBERTA HOSPITAL BOARD  
NOTES TO THE FINANCIAL STATEMENTS

DECEMBER 31, 1971

NOTE 1 Accounts receivable under the Hospitalization Benefits Plan are subject to approval and final determination by The Alberta Hospital Services Commission and collection is subject to such approval. The account is comprised of the following:

Acquirement of furniture and equipment .....	\$ 286,977.50
*Improvement to buildings .....	10,400.00
In-patient services .....	455.00
Uncollectible accounts .....	244.50
	<hr/>
Deduct: excess of payments for out-patient services .....	\$ 298,077.00
	13,868.57
	<hr/>
	\$ 284,208.43

\*In respect to the period prior to April 1, 1970

NOTE 2 Inventories of supplies on hand were certified as to quantities and prices by officials of the Hospital.

NOTE 3 No depreciation has been provided on buildings, furniture or equipment. The Hospitalization Benefits Plan will provide funds for the acquirement and replacement of approved furniture and equipment and for retirement of debt incurred in the acquirement of capital assets.

NOTE 4 Investments are summarized hereunder:

	Par Value	Book Value
Operating:		
Government of Canada bonds .....	\$ 150,000.00	\$ 148,675.00
	<hr/>	<hr/>
	\$ 150,000.00	\$ 148,675.00
Trust:		
Government of Canada bonds .....	\$ 205,000.00	\$ 196,281.80
Provincial debentures, direct and guaranteed .....	1,622,500.00	1,608,399.39
Corporate debentures .....	375,000.00	374,851.55
Corporate term notes .....	250,000.00	250,849.70
Common shares .....	2,600.00	1.00
	<hr/>	<hr/>
	\$ 2,455,100.00	\$ 2,430,383.44

NOTE 5 Deferred revenue is comprised of the pro-rata budget payments received in December, 1971 in an amount of \$1,748,967.00 applicable to January, 1972 together with unexpended capital funds of \$105,453.88 received for the Transplant Immunology Program.

NOTE 6 Transactions in the Hospital reserve trust are as undernoted:

Balance as at December 31, 1970 .....		\$ 1,322,758.44
Add: Interest earnings .....	\$ 73,706.21	
Group life insurance .....	1,121.02	
Miscellaneous .....	900.00	
	<hr/>	<hr/>
		75,727.23
		<hr/>
		\$ 1,398,485.67
Deduct: Transfer to in-service education reserve .....	\$ 16,000.00	
Day care centre, net operating cost .....	1,648.85	
Supplies and expenses .....	250.40	
	<hr/>	<hr/>
		17,899.25
		<hr/>
Balance as at December 31, 1971 .....		\$ 1,380,586.42

NOTE 7 Contributions, Province of Alberta, \$181,919.45 represents the excess of current assets over current liabilities transferred to the University Hospital Board under an agreement dated January 1, 1971, whereby the operation and administration of The Aberhart Hospital became an integral part of the University Hospital.

GOVERNMENT OF THE PROVINCE OF ALBERTA  
PROVINCIAL CANCER HOSPITALS BOARD  
BALANCE SHEET AS AT DECEMBER 31, 1971  
ASSETS

<b>Current:</b>			
Cash on hand and in bank	\$	247,413.78	
Short term deposits		800,000.00	
			\$ 1,047,413.78
<b>Investments:</b>			
Canada Savings Bonds, at cost including accrued interest			50,299.58
<b>Accounts receivable:</b>			
Patients	\$	14,443.02	
Less: Allowance for doubtful accounts		781.01	
	\$	13,662.01	
Hospitalization Benefits Plan (Note 1)		98,973.00	
Miscellaneous		6,203.31	
			118,838.32
Inventories (Note 2)			87,854.53
Due from trust funds			571.54
			\$ 1,304,977.75
<b>Capital: (Note 3)</b>			
Buildings and improvements, at cost	\$	7,432.00	
Furniture and equipment, at cost (Note 4)		1,841,129.56	
			1,848,561.56
<b>Trust:</b>			
Cash in bank and treasury branch	\$	33,057.50	
Short term deposits		40,000.00	
			\$ 73,057.50
Accounts receivable			4,113.34
Equipment			1,492.26
			78,663.10
			\$ 3,232,202.41

LIABILITIES

<b>Current:</b>			
Accounts payable	\$	258,876.54	
Province of Alberta, working capital advance		451,000.00	
Deferred income (Note 5)		341,120.67	
Revenue surplus, Statement No. 184		66,334.72	
			\$ 1,117,331.93
<b>Capital:</b>			
Capital Surplus, Statement No. 185	\$	1,848,561.56	
Reserve for capital purposes (Note 6)		187,645.82	
			2,036,207.38
<b>Trust:</b>			
<b>Medical fees trust:</b>			
Accounts payable	\$	9,902.33	
Equity		29,194.82	
			\$ 39,097.15
<b>Endowment trust:</b>			
Due to operating funds	\$	571.54	
Equity		38,994.41	
			39,565.95
			78,663.10
			\$ 3,232,202.41

The accompanying notes are part of these financial statements.

Edmonton, Alberta, April 18, 1972

I have examined the Balance Sheet of the Provincial Cancer Hospitals Board as at December 31, 1971, and the Statements of Revenue Surplus, Capital Surplus and Revenue and Expenditure with supporting schedules for the year then ended. My examination included a general review of the accounting procedures and such tests of accounting records and other supporting evidence as I considered necessary in the circumstances.

In my opinion these financial statements present fairly the financial position of the Board as at December 31, 1971, and the results of its operations for the year then ended, in accordance with generally accepted accounting principles applied on a basis consistent with that of the preceding year.

C. K. HUCKVALE, F.C.A.,  
Provincial Auditor

STATEMENT No. 184

GOVERNMENT OF THE PROVINCE OF ALBERTA  
 PROVINCIAL CANCER HOSPITALS BOARD  
 STATEMENT OF REVENUE SURPLUS  
 FOR THE YEAR ENDED DECEMBER 31, 1971

Balance as at December 31, 1970 .....		\$	187,645.82
Add: Surplus for the year ended December 31, 1971 .....	\$	63,907.87	
Previous year's adjustment .....		2,326.85	
Profit on sale of fixed assets .....		100.00	
			<u>66,334.72</u>
		\$	253,980.54
Deduct: Transfer to reserve for capital purposes .....			187,645.82
Balance as at December 31, 1971 .....		\$	<u><u>66,334.72</u></u>

STATEMENT No. 185

GOVERNMENT OF THE PROVINCE OF ALBERTA  
 PROVINCIAL CANCER HOSPITALS BOARD  
 STATEMENT OF CAPITAL SURPLUS  
 FOR THE YEAR ENDED DECEMBER 31, 1971

Balance as at December 31, 1970 .....		\$	602,478.12
Add: Assets provided from Hospitalization Benefits Plan:			
1971 Capital budget .....	\$	142,017.33	
1970 Capital budget .....		2,571.35	
	\$	144,588.68	
Assets transferred from the Province of Alberta .....		1,101,494.76	
			<u>1,246,083.44</u>
Balance as at December 31, 1971 .....		\$	<u><u>1,848,561.56</u></u>

GOVERNMENT OF THE PROVINCE OF ALBERTA  
 PROVINCIAL CANCER HOSPITALS BOARD  
 STATEMENT OF REVENUE AND EXPENDITURE  
 FOR THE YEAR ENDED DECEMBER 31, 1971

REVENUE

General services, including wards and rooms .....	\$ 57,262.50	
Special services and service departments, Statement No. 187 .....	58,983.72	
	<u>116,246.22</u>	
Miscellaneous .....		18,195.21
		<u>\$ 134,441.43</u>

EXPENDITURE

Salaries, wages and fees, Statement No. 188 .....	\$ 2,765,186.86	
Supplies and direct expenses, Statement No. 189 .....	974,203.80	
	<u>3,739,390.66</u>	
Net basic operating cost .....		\$ 3,604,949.23
Equipment and renovations .....		144,588.68
Net operating cost under the Hospitalization Benefits Plan .....		<u>\$ 3,749,537.91</u>
Deduct: Contributions under the Hospitalization Benefits Plan:		
Basic operating payments .....	\$ 2,838,505.00	
Equipment and renovations .....	144,588.68	
Organized out-patients .....	789,720.00	
	<u>3,772,813.68</u>	
Net operating surplus .....		\$ 23,275.77
Interest income .....		40,632.10
Surplus for the year ended December 31, 1971 .....		<u>\$ 63,907.87</u>

STATEMENT No. 187

GOVERNMENT OF THE PROVINCE OF ALBERTA  
 PROVINCIAL CANCER HOSPITALS BOARD  
 STATEMENT OF SPECIAL SERVICES AND  
 SERVICE DEPARTMENTS REVENUE  
 FOR THE YEAR ENDED DECEMBER 31, 1971

Dietary .....	\$ 33,440.12
Organized out-patient .....	16,898.00
Parking .....	6,062.50
Nuclear medicine .....	1,307.50
Pharmacy .....	811.60
Medical records .....	464.00
	<hr/>
	\$ 58,983.72
	<hr/>

STATEMENT No. 188

GOVERNMENT OF THE PROVINCE OF ALBERTA  
 PROVINCIAL CANCER HOSPITALS BOARD  
 STATEMENT OF SALARIES, WAGES AND FEES  
 FOR THE YEAR ENDED DECEMBER 31, 1971

Administration .....	\$ 406,567.65
General services, including wards and rooms .....	433,537.39
Special services:	
Therapeutic radiology .....	\$ 444,282.64
Organized out-patient .....	303,766.90
Diagnostic radiology .....	253,294.11
Medical records and library .....	171,794.51
Medical physics .....	131,358.10
Laboratory .....	67,803.63
Nuclear medicine .....	54,776.24
Chemotherapy .....	42,199.25
Medical staff .....	40,020.68
Central supply room .....	32,773.58
Pharmacy .....	21,036.80
Operating room .....	15,480.00
Radiology training .....	13,224.13
Medical art and photography .....	9,620.04
Inhalation therapy .....	8,940.00
Social services .....	7,427.50
	<hr/>
	1,617,798.11
Service departments:	
Housekeeping .....	\$ 120,498.03
Dietary .....	77,134.97
Linen .....	4,740.00
	<hr/>
	202,373.00
Plant operation and maintenance .....	104,910.71
	<hr/>
	\$ 2,765,186.86
	<hr/>

GOVERNMENT OF THE PROVINCE OF ALBERTA  
PROVINCIAL CANCER HOSPITALS BOARD  
STATEMENT OF SUPPLIES AND DIRECT EXPENSES  
FOR THE YEAR ENDED DECEMBER 31, 1971

Administration, Statement No. 190		\$	223,585.38
General services, including wards and rooms			40,658.92
Special services:			
Diagnostic radiology	\$	114,596.20	
Organized out-patient		79,060.72	
Therapeutic radiology		68,436.95	
Nuclear medicine		48,319.63	
Medical physics		41,869.15	
Laboratory		25,833.03	
Medical records and library		17,247.88	
Central supply room		15,977.45	
Medical education		6,344.07	
Operating room		4,669.31	
Chemotherapy		2,567.68	
Medical art and photography		821.92	
Ambulance		745.00	
Pharmacy		731.61	
Inhalation therapy		488.25	
Miscellaneous		216.63	
			<u>427,925.48</u>
Service departments:			
Dietary	\$	92,272.40	
Laundry		31,387.24	
Linen		8,712.70	
Housekeeping		5,936.49	
			<u>138,308.83</u>
Plant operation, Statement No. 190			143,725.19
	\$		<u><u>974,203.80</u></u>



STATEMENT No. 190

GOVERNMENT OF THE PROVINCE OF ALBERTA  
PROVINCIAL CANCER HOSPITALS BOARD

STATEMENT OF ADMINISTRATION AND PLANT OPERATION,  
SUPPLIES AND DIRECT EXPENSES

FOR THE YEAR ENDED DECEMBER 31, 1971

## ADMINISTRATION

Pension fund contributions	\$ 100,479.82
Printing, postage and office supplies	42,952.13
Staff medical, hospitalization and group insurance plan contributions	17,589.06
Office equipment, maintenance and rental	14,584.00
Travelling	13,486.08
Workmen's Compensation Board	8,875.14
Insurance	7,165.79
Advertising	3,241.43
Audit fee	3,150.00
Data processing	2,098.67
Indemnity to board members	1,820.00
Legal fees	1,818.33
Purchased services	1,680.00
Telephone and telegraph	1,627.81
Memberships and subscriptions	936.00
Miscellaneous	2,081.12
	<hr/>
	\$ 223,585.38

## PLANT OPERATION

Building and equipment maintenance	\$ 61,050.80
Electricity	28,641.57
Steam	25,984.01
Telephone and telegraph	13,335.23
Water	5,128.49
Rent	2,699.88
Medical gases	2,544.10
Insurance	1,974.67
Fuel	1,498.57
Taxes	437.28
Miscellaneous	430.59
	<hr/>
	\$ 143,725.19

GOVERNMENT OF THE PROVINCE OF ALBERTA  
PROVINCIAL CANCER HOSPITALS BOARD  
NOTES TO THE FINANCIAL STATEMENTS

DECEMBER 31, 1971

NOTE 1 Accounts receivable under the Hospitalization Benefits Plan are subject to approval and final determination by The Alberta Hospital Services Commission and collection is subject to such approval. The account is comprised of the following:

In-patient co-insurance .....	\$ 1,985.00
*Equipment .....	96,988.00
	\$ 98,973.00

\*In respect to the period prior to April 1, 1970.

NOTE 2 Inventories of supplies on hand were certified as to quantities and prices by officials of the Board.

NOTE 3 The premises occupied by the Board were constructed by the Department of Public Works and are not reflected in the above Balance Sheet.

NOTE 4 No depreciation has been provided on furniture and equipment. The Hospitalization Benefits Plan provides funds for acquirement and replacement of furniture and equipment.

NOTE 5 Contributions from the Province of Alberta Hospitalization Benefits Plan were, for the year under review, based on an approved budget for operating and capital purposes. Deferred income is comprised of the pro-rata budget payments received in December 1971 in an amount of \$320,643.00 applicable to January 1972 together with unexpended funds of \$20,477.67 received for capital purposes.

NOTE 6 This reserve represents the transfer of revenue surplus as at December 31, 1970, to a capital reserve as authorized by Board minute of December 16, 1971.

NOTE 7 The Board has commitments, which are not reflected in the Balance Sheet as at December 31, 1971, to pay \$49,875.04 in respect of major equipment ordered prior to the year end but not delivered at that date.

## GOVERNMENT OF THE PROVINCE OF ALBERTA

## PUBLIC WORKS DEPARTMENT

STATEMENT OF LEGISLATIVE AND EXECUTIVE APPROPRIATIONS, EXPENDITURES AND UNEXPENDED BALANCES  
FOR THE YEAR ENDED MARCH 31, 1972

Payments for the year ended March 31, 1972	No. of Apprn.	Service	APPROPRIATIONS					Over- expended	Remarks
			Legislative	Executive	Total	Expended	Unexpended		
			INCOME ACCOUNT						
\$ 28,861.44	2601.	Minister's Office	\$ 30,860.00	\$ 17,500.00	\$ 30,860.00	\$ 28,505.33	\$ 2,354.67	\$ 37,140.82	S.W. 77/71-72 & O/C 424/72
742,218.77	2602.	General Administration	688,580.00		706,080.00	743,220.82	39,878.21		
647,089.29	2603.	Architectural Design Branch	682,590.00		682,590.00	642,711.79	2,676.38		
554,746.34	2604.	Engineering Design Branch	560,310.00		560,310.00	557,634.62	2,675.38		
368,749.50	2605.	Construction Supervision Branch	343,600.00		343,600.00	368,197.27	985.59	24,597.27	O/C 424-72
1,430,478.67	2609.	Physical Plant Division	1,423,500.00		1,423,500.00	1,422,514.41			
26,977,289.60	2610.	Maintenance and Operation of Physical Plant	29,183,760.00	6,480.00	29,190,240.00	27,101,438.28	2,088,801.72	6,463.32	S.W. 11/71-72 O/C 234/72
111,601.38	2620.	Government Automobile Service	98,570.00		98,570.00	105,033.32			
50,417.35	2625.	Police Buildings	260,000.00		260,000.00	260,000.00			
3,523,636.18	2626.	Grants to Municipalities in Lieu of Taxes	3,500,000.00		3,500,000.00	3,532,468.09		32,468.09	O/C 498/72
\$ 34,435,088.45		TOTAL: Income Account	\$ 36,771,770.00	\$ 23,980.00	\$ 36,795,750.00	\$ 34,761,723.93	\$ 2,034,026.07 (Net)		
			CAPITAL ACCOUNT						
\$ 37,670,303.85	2682.	Sites and Construction	\$*46,135,200.00	\$ 1,880,000.00	\$ 48,015,200.00	\$ 39,512,406.26	\$ 8,502,793.74		S.W. 4, 6, 14, 45, 53 & 54/71-72
4,230,931.22	2683.	Furnishings and Equipment	5,375,000.00	50,000.00	5,425,000.00	3,931,939.86	1,493,060.14		S.W. 54/71-72
53,778.90	2684.	Heating Plants Equipment	173,850.00		173,850.00	86,924.22	86,925.78		
(37.82)	2685.	University of Calgary							
58,446.00	2686.	University of Edmonton							
614.92	2687.	Testing Station, Ellerslie							
\$ 41,955,492.67		TOTAL: Capital Account	\$ 51,684,050.00	\$ 1,930,000.00	\$ 53,614,050.00	\$ 43,531,270.34	\$ 10,082,779.66 (Net)		

\*\$300,000.00 has been transferred to Highways and Transport Department and \$2,820,000.00 to Lands and Forest Department for employment programs under authority of Order-in-Council 689/71.

Certified correct,

C. K. HUCKVALE, F.C.A.  
Provincial Auditor

GOVERNMENT OF THE PROVINCE OF ALBERTA  
PUBLIC WORKS DEPARTMENT  
EXPENDITURE CLASSIFIED BY APPROPRIATIONS AND CHARACTER  
FOR THE YEAR ENDED MARCH 31, 1972  
INCOME ACCOUNT

STATEMENT No. 192

Service	Minister's Office 2601	General Administration 2602	Architectural Design 2603	Engineering Branch 2604	Construction Branch 2605	Physical Plant Division 2609	Maintenance and Operation of Plant 2610	Government Automobile Service 2620	Grants for Construction of Buildings 2625	Grants to Municipalities in Lieu of Taxes	Totals
Advertising .....	\$ 2	\$ 100.14	\$	\$	\$ 663.92	\$	\$ 2,344.86	\$	\$	\$	\$ 3,108.92
Automobiles, trucks and mobile equipment, purchase .....							2,057.19	6,267.64			8,324.83
Automobiles, trucks and mobile equipment, expenses .....		17,500.00					48,212.94				48,212.94
Compensation .....							1,043,935.24				1,043,935.24
Contracts and agreements .....							857.17				857.17
Electricity .....		3,663.90	2,138.64	793.00	14,576.28	3,954.90	78,991.49				104,118.21
Fees and commissions .....		428.30	1,143.15	2,589.50	380.63	3,717.12	106,108.32				110,649.90
Freight, express and cartage .....		3,751.35	1,898.12	1,899.90	1,187.44		103,301.33				115,755.26
Furnishings, equipment and tools .....									260,000.00	3,532,468.09	3,792,468.09
Grants, prizes .....											166,414.97
Insurance .....							166,414.97				166,414.97
Interest .....	222.76	25,468.21	23,571.73	8,766.28	1,597.39	8,772.67	37,303.19	479.53			48,351.55
Materials and supplies, administrative .....			461.30				374,595.91				374,595.91
Materials and supplies, construction .....		39.55	63.22	85.23	153.92	22.37	1,044,595.91	106.72			1,045,037.21
Miscellaneous expenses .....		4,417.38	1,512.45	1,462.49	1,483.46	4,478.38	2,562.51				15,916.67
Postage .....		37,685.58		9,039.08		127,090.42	3,554,399.48				3,728,214.56
Rentals .....											
Repair and maintenance of furnishings, equipment and tools .....			819.33				295,136.84	2,587.71			298,543.88
Repair and maintenance of office machines .....	183.61	2,095.28	552.95	298.37	291.30	708.53	2,040.31				6,170.35
Salaries .....	24,903.85	624,433.50	571,047.45	526,603.35	338,863.07	1,010,070.49	4,320,860.52	83,392.08			7,500,194.31
Taxes .....							71,666.05				71,666.05
Telephone and telegraph .....	1,228.34	6,165.30	1,326.90	436.26	3,563.11	7,856.76	1,356,841.72				1,377,418.39
Travelling expenses of other than public servants .....				1,152.40		218.00					1,370.40
Travelling expenses of public servants .....	1,966.77	12,319.28	7,598.22	1,957.65	5,142.19	49,853.07	146,610.94	9,497.47			234,945.59
Tuition .....		118.36	1,813.62	1,156.20	114.28		1,373.91				5,861.37
Unemployment insurance, government portion .....						125.74	21,514.46				21,640.20
Wages .....		5,014.69	28,764.71	1,394.91	560.91		5,042,937.52				5,042,937.52
Wages .....						203,891.42	9,296,563.81	2,702.17			9,538,892.62
TOTAL: Income Account .....	\$ 28,505.33	\$ 743,220.82	\$ 642,711.79	\$ 557,634.62	\$ 368,197.27	\$ 1,422,514.41	\$ 27,101,438.28	\$ 105,033.35	\$ 260,000.00	\$ 3,532,468.09	\$ 34,761,723.93

## STATEMENT No. 192—Continued

## CAPITAL ACCOUNT

Service	2682 Sites and Construction	2683 Furnishings and Equipment	2684 Heating Plants Equipment	Totals
Advertising .....	\$ 30,882.53	\$ .....	\$ .....	\$ 30,882.53
Automobiles, trucks and mobile equipment, purchase .....	724.92	373,167.87	.....	373,892.79
Automobiles, trucks and mobile equipment, expenses .....	538.95	182.94	.....	721.89
Buildings and sites .....	1,396,267.72	.....	.....	1,396,267.72
Compensation .....	18,800.00	.....	.....	18,800.00
Contracts and agreements .....	32,135,860.68	20,516.65	1,908.00	32,158,285.33
Easements and right of way .....	150.00	.....	.....	150.00
Entertainment .....	893.50	117.08	.....	1,010.58
Fees and commissions .....	2,413,184.00	1,086.25	947.60	2,415,217.85
Freight, express and cartage .....	2,890.29	2,541.35	.....	5,431.64
Furnishings, equipment and tools .....	207,844.29	3,097,745.99	54,466.53	3,360,056.81
Grants, prizes .....	58,500.00	1,778.60	.....	60,278.60
Insurance .....	3,794.85	.....	.....	3,794.85
Materials and supplies, administrative .....	39,610.56	128,925.00	256.79	168,792.35
Materials and supplies, construction .....	893,392.84	141,865.81	14,118.94	1,049,377.59
Miscellaneous expenses .....	48.05	49.35	63.18	160.58
Rentals .....	88,052.50	5,154.81	591.91	93,799.22
Repair and maintenance of furnishings, equipment and tools .....	26,362.11	1,974.19	4,292.01	32,628.31
Telephone and telegraph .....	13,840.59	284.16	.....	14,124.75
Travelling expenses of other than public servants .....	2,528.35	.....	.....	2,528.35
Travelling expenses of public servants .....	142,587.82	3,661.36	651.67	146,900.85
Unemployment insurance, government portion .....	10,081.43	599.67	.....	10,681.10
Utilities .....	8,876.02	.....	.....	8,876.02
Wages .....	2,016,694.26	152,288.78	9,627.59	2,178,610.63
<b>TOTAL: Capital Account .....</b>	<b>\$39,512,406.26</b>	<b>\$ 3,931,939.86</b>	<b>\$ 86,924.22</b>	<b>\$43,531,270.34</b>

## GOVERNMENT OF THE PROVINCE OF ALBERTA

## PUBLIC WORKS DEPARTMENT

## CASH COLLECTED ON INCOME AND CAPITAL ACCOUNTS

FOR THE YEAR ENDED MARCH 31, 1972

## INCOME ACCOUNT

	Actual	Estimates	In Excess of Estimates	Less than Estimates
Agricultural and vocational colleges:				
Fairview .....	\$ 1,323.00	\$ 1,765.00	\$	442.00
Olds .....	206.20	280.00		73.80
Vermilion .....	1,550.70	2,070.00		519.30
Alberta Health Care Insurance Commission, offices ..	276,775.23	214,770.00	62,005.23	
Civil service parking fees .....	184,610.00	207,000.00		22,390.00
Garage revenue .....	57,519.43	60,000.00		2,480.57
Government of Canada re:				
Alberta emergency measures organization, maintenance .....	7,500.00	35,000.00		27,500.00
Unemployment assistance agreement .....	539,477.66	413,140.00	126,337.66	
Inspection service .....	2,325.00	2,150.00	175.00	
Institutions:				
Alberta hospital, Edmonton .....	3,986.33	9,170.00		5,183.67
Alberta hospital, Ponoka .....	4,200.92	8,665.00		4,464.08
Belmont rehabilitation centre .....	911.33	1,020.00		108.67
Bowden institution .....	2,435.80	2,800.00		364.20
Gaol, Calgary .....	877.78	6,080.00		5,202.22
Gaol, Fort Saskatchewan .....	4,021.08	7,725.00		3,703.92
Gaol, Lethbridge .....	10,282.17	12,070.00		1,787.83
Gaol, Nordegg .....	432.00	580.00		148.00
Gaol, Peace River .....	216.00	290.00		74.00
Sanatorium, Calgary .....	1,294.64	2,600.00		1,305.36
Welfare centre, Gunn .....	270.90	365.00		94.10
Youngstown home .....	559.80	750.00		190.20
Miscellaneous .....	4,701.22	5,030.00		328.78
Pilot plant, Research Council .....	8,242.41	5,500.00	2,742.41	
Power plant, Edmonton south .....	1,487,581.14	1,562,400.00		74,818.86
Reimbursement of salaries .....	33,007.97	60,000.00		26,992.03
Rents .....	1,049,399.28	775,000.00	274,399.28	
Reserve leases .....	38.00		38.00	
Sale of material .....	175.00	2,000.00		1,825.00
Southern Alberta Institute of Technology:				
Sale of steam and power .....	31,280.85	30,000.00	1,280.85	
<b>TOTAL: Income Account</b> .....	<b>\$ 3,715,201.84</b>	<b>\$ 3,428,220.00</b>	<b>\$ 286,981.84</b>	<b>(Net)</b>

## CAPITAL ACCOUNT

Government of Canada re:				
Refund of sales tax on buildings under construction .....	\$ 917,448.49	\$ 1,500,000.00	\$	582,551.51
Miscellaneous .....	102,258.84		102,258.84	
Regional pipe line .....	1,675,000.00	450,000.00	1,225,000.00	
Sale of land .....	389,199.00	3,000.00	386,199.00	
Stony Plain-Spruce Grove, Parkland, water line .....		800,000.00		800,000.00
<b>TOTAL: Capital Account</b> .....	<b>\$ 3,083,906.33</b>	<b>\$ 2,753,000.00</b>	<b>\$ 330,906.33</b>	<b>(Net)</b>

Certified correct,

C. K. HUCKVALE, F.C.A.,  
Provincial Auditor



STATEMENT No. 194

## GOVERNMENT OF THE PROVINCE OF ALBERTA

EXPENDITURE ON MAINTENANCE, ADDITIONS, FURNISHINGS AND EQUIPMENT  
AND CONSTRUCTION OF PUBLIC BUILDINGS, INSTITUTIONS  
AND POWER PLANTS

FOR THE YEAR ENDED MARCH 31, 1972

Location	Maintenance	Furnishings and Equipment	Sites and Construction	Total
Administration building, Edmonton	\$ 407,290.56	\$ 43,935.68	\$	\$ 451,226.24
Administration building, Lethbridge	131,561.74	11,889.21	24,640.87	168,091.82
Agricultural and vocational college, Fairview	370,062.48	39,788.52	179,390.34	589,241.34
Agricultural and vocational college, Olds	421,351.87	33,565.41	240,185.01	695,102.29
Agricultural and vocational college, Vermilion	282,032.67	61,184.92	135,504.21	478,721.80
Agriculture building, Edmonton	293,518.04	18,543.88	4,147.19	316,209.11
Alberta block, Edmonton	109,007.16	5,320.87	906.45	115,234.48
Alberta health care insurance commission building, Edmonton	229,348.15	7,607.06	692,297.01	929,252.22
Alberta horticultural and research centre, Brooks	75,486.11	10,501.33	157,962.41	243,949.85
Alberta hospital, Claresholm	302,707.26	10,806.38	20,244.44	333,758.08
Alberta hospital, Edmonton	964,778.61	49,334.43	455,323.52	1,469,436.56
Alberta hospital, Ponoka	644,213.98	25,717.56	157,246.34	827,177.88
Alberta hospital, Raymond	100,690.04	852.13		101,542.17
Alberta school hospital, Red Deer	552,560.00	27,739.24	83,748.99	664,048.23
Alberta school for the deaf, Edmonton	287,781.82	9,320.10	23,379.06	320,480.98
Alberta vocational centre, Calgary	142,785.12	125,123.46	3,242,538.39	3,510,446.97
Alberta vocational centre, Edmonton	272,815.45	142,470.24	92,780.41	508,066.10
Alberta vocational centre, Ft. McMurray	197,120.56	260,322.90	217,923.51	675,366.97
Alberta vocational centre, Grouard	160,192.62	118,295.81	21,859.55	300,347.98
Auditorium, Calgary	306,531.43	4,791.87	21.19	311,344.49
Auditorium, Edmonton	322,376.61	4,293.03	17,812.71	344,482.35
Baker memorial sanatorium, Calgary	304,289.76	2,716.28	1,395.77	308,401.81
Belmont rehabilitation centre, Edmonton	157,346.31	15,823.30	4,434.74	177,604.35
Centre for care of the mentally handicapped, Edmonton	44,615.90	57,977.27	562,689.83	665,283.00
Correctional institution, Bowden	215,114.22	12,878.16	116,668.10	344,660.48
Correctional institution, Calgary	311,407.98	21,394.95	203,869.02	536,671.95
Correctional institution, Ft. Saskatchewan	313,132.30	26,828.93	258,170.83	598,132.06
Correctional institution, Lethbridge	199,774.15	17,561.45	118,871.20	336,206.80
Correctional institution, Peace River	294,722.81	18,121.37	172,977.09	485,821.27
Court house, Calgary	199,359.95	6,670.32	221,174.47	427,204.74
Court house, Edmonton	163,116.55	48,651.51	3,096,246.10	3,308,014.16
Deerhome, Red Deer	639,291.65	28,561.85	165,638.25	833,491.75
Diagnostic and receiving centre, Edmonton	125,733.33	6,415.34	10,180.12	142,328.79
Energy resources conservation board building, Calgary	89,052.53	255.43	471,285.56	560,593.52
Government offices, C.N. Tower, Edmonton	87,584.69	26,284.53		113,869.22
Government offices, Financial building, Edmonton	151,749.67	10,635.74		162,385.41
Government offices, I.B.M. building, Edmonton	277,826.98	12,690.86		290,517.84
Government offices, Milner building, Edmonton	300,490.83	42,090.95		342,581.78
Government offices, 100th Ave. building, Edmonton	145,336.05	15,343.56		160,679.61
Government offices, Chancery Hall, Edmonton	125,395.36	1,322.02		126,717.38
Government offices, Devonian building, Edmonton	230,447.03	28,896.76		259,343.79
Government offices, W.C.B. building, Edmonton	185,529.24	39,284.17		224,813.41
Government offices, Centennial building, Edmonton	245,129.80	19,078.59		264,208.39
Government offices, Beaver House, Edmonton	120,700.30	6,590.00		127,290.30
Government offices, Executive building, Edmonton	319,418.33	45,108.96		364,527.29
Government offices, Madison building, Edmonton	71,586.04	36,965.23		108,551.27
Health science centre, Calgary			218,963.78	218,963.78
Highway maintenance shop, Edmonton	229,177.90	21,826.06	140,492.45	391,496.41
Highway maintenance shop, Evansburg	6,925.54	1,260.83	102,266.05	110,452.42
Highway maintenance shop, Grande Prairie	57,512.77	3,808.88	49,060.57	110,382.22
Highway maintenance shop, High Prairie	9,500.67	3,457.06	99,934.31	112,892.04

(Continued on Page 306)

## STATEMENT No. 194—Continued

Location	Maintenance	Furnishings and Equipment	Sites and Construction	Total
Highway maintenance shop, Stony Plain .....	\$ 765.01	\$ 3,917.00	\$ 111,279.34	\$ 115,961.35
Highway maintenance shop, Viking .....	2,761.51	2,978.59	126,848.61	132,588.71
Highway maintenance test laboratory, Edmonton .....	45,031.53	4,818.60	55,786.53	105,636.66
Highways building, Edmonton .....	315,320.03	22,563.38	77,863.38	415,746.79
Home for the aged, Sedgewick .....	140.19	.....	138,400.23	138,540.42
Home for the aged, Drayton Valley .....	.....	.....	137,852.76	137,852.76
Home for the aged, Lethbridge .....	.....	.....	108,039.52	108,039.52
Home for the aged, Rimbey .....	.....	5.05	474,551.74	474,556.79
J. J. Bowlen building, Calgary .....	430,096.26	17,640.01	13,667.96	461,404.23
Land titles building, Edmonton .....	107,935.12	13,397.85	.....	121,332.97
Lands and forests fish hatchery, Calgary .....	180.18	.....	2,454,157.24	2,454,337.42
Lands and forests division headquarters, Footner Lake .....	47,372.32	5,738.23	52,926.62	106,037.17
Lands and forests training school, Hinton .....	46,709.44	17,060.02	199,268.60	263,038.06
Lands and forests regional administration building, Peace River .....	.....	.....	107,934.51	107,934.51
Lands and forests park, Miquelon Lake .....	.....	.....	199,191.09	199,191.09
Lands and forests park, Jarvis Bay .....	.....	.....	272,995.23	272,995.23
Landslide stabilization, Town of Athabasca .....	.....	.....	235,897.48	235,897.48
Legislative building and grounds, Edmonton .....	683,427.25	76,318.39	877.02	760,622.66
Municipal affairs building, Edmonton .....	132,543.79	5,984.48	22,168.21	160,696.48
Natural resources building, Edmonton .....	311,257.28	23,427.46	25,347.35	360,032.09
Northern Alberta institute of technology, Edmonton .....	1,350,230.70	507,994.29	630,416.08	2,488,641.07
O. S. Longman building, Edmonton .....	357,479.45	68,466.78	256,022.52	681,968.75
Parkland water line, County of Parkland, Spruce Grove and Stony Plain .....	.....	.....	596,768.20	596,768.20
Power plant, Edmonton .....	295,414.51	213.79	101,742.70	397,371.00
Power plant, Edmonton—south .....	1,739,411.34	.....	3,927,048.50	5,666,459.84
Provincial building, Grande Prairie .....	98,287.97	9,346.65	4,709.49	112,344.11
Provincial building, Jasper .....	.....	.....	100,000.00	100,000.00
Provincial building, Peace River .....	47,957.01	2,657.01	100,641.56	151,255.58
Provincial building, Wetaskiwin .....	948.07	.....	151,573.04	152,521.11
Provincial judges office, Edmonton .....	6,196.19	1,887.17	137,055.62	145,138.98
Provincial judges office, Calgary .....	2,512.84	143.44	5,762,835.32	5,765,491.60
Provincial museum and archives building, Edmonton .....	364,358.72	41,961.15	.....	406,319.87
Public works building No. 1, Edmonton .....	103,307.60	7,631.68	29,558.58	140,497.86
Public works shops, Calgary .....	117,202.86	11,460.42	10,642.28	139,305.56
Public works shops, Edmonton .....	191,998.74	17,117.32	4,811.75	213,927.81
Queen's printer building, Edmonton .....	66,193.95	27,176.18	34,171.20	127,541.33
Research council of Alberta, Edmonton .....	183,299.83	9,953.18	77,362.15	270,615.16
Research council, (pilot plant), Clover Bar .....	256,398.24	7,204.77	80,216.10	343,819.11
Rosehaven, Camrose .....	321,400.52	13,686.86	47,359.25	382,446.63
Single men's hostel, Edmonton .....	126,280.10	3,738.10	605.34	130,623.54
Social development offices, Edmonton west .....	111,957.11	6,043.39	.....	118,000.50
Southern Alberta institute of technology, Calgary .....	1,487,556.45	713,517.77	6,483,005.96	8,684,080.18
Terrace building, Edmonton .....	442,208.05	59,730.02	59,037.46	560,975.53
Treasury branch, Wetaskiwin .....	10,486.34	4,783.13	117,703.58	132,973.05
Tree nursery, Oliver .....	27,997.85	12,978.81	127,285.36	168,262.02
Various properties in the "government area", Edmonton .....	19,785.66	411.03	166,302.97	186,499.66
Various buildings, expenditure per building under \$100,000.00 .....	4,835,941.11	577,724.97	3,887,628.19	9,301,294.27
Youth development centre, Belmont .....	217,606.24	42,358.50	107,544.02	367,508.76
<b>TOTAL</b> .....	<b>\$ 27,101,438.28</b>	<b>\$ 3,931,939.86</b>	<b>\$ 39,599,330.48</b>	<b>\$ 70,632,708.62</b>

## SUMMARY

Income Account:			
Appropriation	2610	.....	\$ 27,101,438.28
Capital Account:			
Appropriation	2682	\$ 39,512,406.26	
"	2683	3,931,939.86	
"	2684	86,924.22	
			43,531,270.34
			<b>\$ 70,632,708.62</b>

STATEMENT No. 195

GOVERNMENT OF THE PROVINCE OF ALBERTA  
PUBLIC WORKS STOCK ADVANCE  
BALANCE SHEET AS AT MARCH 31, 1972

## ASSETS

Accounts receivable .....	\$ 394,019.76
Materials and supplies on hand, at cost .....	468,669.46
Prepaid expenses .....	7,390.33
Equipment, at cost less accumulated depreciation .....	210,716.78
	<u>\$ 1,080,796.33</u>

## LIABILITIES

Accounts payable .....	\$ 101,459.27
Provincial Treasurer's advance .....	910,490.11
Surplus:	
As at March 31, 1971 .....	\$ 95,946.61
Add: Net profit for the year ended March 31, 1972 .....	68,846.95
	<u>\$ 164,793.56</u>
Less: Remitted to Provincial Treasurer .....	95,946.61
	<u>68,846.95</u>
	<u>\$ 1,080,796.33</u>

Edmonton, Alberta, July 24, 1972

I have examined the Balance Sheet of the Public Works Stock Advance as at March 31, 1972, and the Statement of Operations for the year then ended. My examination included a general review of the accounting procedures and such tests of accounting records and other supporting evidence as I considered necessary in the circumstances.

In my opinion these financial statements present fairly the financial position of the Public Works Stock Advance as at March 31, 1972, and the results of its operations for the year then ended, in accordance with generally accepted accounting principles applied on a basis consistent with that of the preceding year.

C. K. HUCKVALE, F.C.A.,  
Provincial Auditor

GOVERNMENT OF THE PROVINCE OF ALBERTA  
PUBLIC WORKS STOCK ADVANCE  
STATEMENT OF OPERATIONS  
FOR THE YEAR ENDED MARCH 31, 1972

Profit on material and shop sales:			
Material and shop sales	\$	2,338,938.69	
Less: Cost of sales and shop expense		2,311,827.37	
			\$ 27,111.32
Profit arising from operation of equipment:			
Rentals	\$	251,257.46	
Profit on sale of equipment		18,228.30	
			\$ 269,485.76
Less:			
Maintenance	\$	131,037.02	
Depreciation		77,726.20	
Salaries		18,844.93	
Miscellaneous		141.98	
			227,750.13
			41,735.63
Net profit for the year ended March 31, 1972			\$ 68,846.95



GOVERNMENT OF THE PROVINCE OF ALBERTA  
TREASURY DEPARTMENT

STATEMENT OF LEGISLATIVE, EXECUTIVE AND STATUTORY APPROPRIATIONS, EXPENDITURES AND UNEXPENDED BALANCES  
FOR THE YEAR ENDED MARCH 31, 1972

Payments for the year ended March 31, 1972		No. of Apprn.	Service	APPROPRIATIONS						Over-expend	Remarks	
				Legislative	Executive	Statutory	Total	Expended	Unexpended			
INCOME ACCOUNT												
\$	26,987.15	2701.	Minister's Office	\$ 26,510.00	\$ 1,000.00		\$ 27,510.00	\$ 26,963.79	\$ 546.21			
	226,604.41	2702.	General Administration	259,690.00	*		274,190.00	269,152.99	5,037.01			
	1,687.70	2703.	Unforeseen and Unprovided for	20,000.00	14,500.00		20,000.00	9,978.95	10,021.05			
	390,674.33	2704.	Refunds of Previous Year's Revenue	500,000.00			500,000.00	390,674.33	109,325.67			
	132,219.19	2705.	Remissions	15,000.00	109,000.00		124,000.00	132,219.19		8,219.19	S.W. 8/71-72 O/C 2066/71	
	2,192,582.05	2706.	Grants and Allowances	1,300,000.00	800,000.00		2,100,000.00	2,195,582.05		95,582.05	S.W. 13 & 33/71-72 O/C 2085/71	
	38,000,000.00	2707.	Grants under Municipal Assistance and Commissions	38,000,000.00			38,000,000.00					
	454,638.20	2708.	Surveys and Commissions	333,000.00			333,000.00	495,684.62		162,684.62	O/C 2066/71, 360 & 412/72	
	30,923.00	2709.	Guarantee Bonds on Public Servants	28,000.00			28,000.00	30,923.00		2,923.00	O/C 122/72	
	535,000.00	2710.	Assessment by Workmen's Compensation Board in Respect of Injuries to Provincial Government Employees									
	40,713.45	2711.	Postage, Government Cheques	680,000.00			680,000.00					
	904,748.94	2712.	Public Service Medical Insurance	42,000.00			42,000.00	41,618.74	381.26			
	7,148,747.63	2713.	Salary Contingencies	995,000.00	4,290,850.00		995,000.00	894,395.71	100,604.29			
	2,113,223.36	2715.	Alberta Resources Railway	500,000.00			4,790,850.00	4,790,850.00			S.W. 72/71-72	
	23,401,979.45	2716.	Canada Pension Plan	7,146,400.00			7,146,400.00	7,146,318.52	81.48			
		2717.	Employer's Contributions	1,900,000.00			1,900,000.00	1,913,223.36		13,223.36	O/C 543/72	
		2718.	Provincial Homeowner Tax									
	137.75	2719.	Discount Act	16,324,300.00	7,900,000.00		24,224,300.00	23,417,007.15	807,292.85		S.W. 43 & 93/71-72	
	8,019,976.10	2720.	The Credit and Loan Agreements Act	9,750,000.00			9,750,000.00	9,376,679.10	373,320.90			
	135,839.75	2721.	Public Utilities Income Tax Rebate	128,745.00	8,400.00		137,145.00	135,292.64	1,852.36			
	6,622,993.24	2722.	Budget Bureau		*							
		2723.	Estate Tax Rebate Act	8,039,195.00	*		8,041,795.00	6,919,261.11	1,122,533.89			
	100,000.00	2724.	Petroleum Recovery Research	100,000.00	2,600.00		100,000.00	100,000.00				
	100,222.67	2725.	Alberta Gazette	88,785.00	700.00		89,485.00	106,161.88		16,676.88	O/C 18/72	
	257,467.77	2726.	Purchasing Agency	240,200.00	*		254,700.00	257,652.21		2,952.21	O/C 543/72	
	34,582.38	2727.	Tobacco Tax Branch	45,625.00	14,500.00		45,625.00	34,731.39	10,893.61			
	505,067.82	2728.	Fuel Oil Tax Branch	477,910.00	*		516,910.00	506,923.59	9,986.41			
	218,503.29	2729.	Group Insurance for Public Servants	139,000.00	39,000.00		139,000.00	229,903.61		90,903.61	O/C 2066/71	
	366,272.23	2730.	Adjustment of Workmen's Compensation Board Pensions	410,000.00			410,000.00	366,272.23	43,727.77			
	89,716.93	Special	Warrant 63/71-72 (Unemployment Insurance, Employer's Contributions)		200,000.00		200,000.00	89,716.93	110,283.07			



Statutory	36.57	The Blind Workmen's Compensation Act	36.57	Sec. 3, Chap. 31, R.S.A. 1970
TOTAL: Income Account	\$ 92,091,545.36	\$ 87,489,360.00	\$ 13,380,550.00	
CAPITAL ACCOUNT				
\$ 26,453.13	2781. Refunds of Previous Year's Collections	\$ 35,000.00	\$ 26,453.13	\$ 8,546.87
\$ 2,138,426.52	2783. Big Horn Storage and Power Development	1,480,000.00	2,138,426.52	2,573.48
55,125.00	Special Warrant 71/70-71 (*Fishes of Alberta)	25,530.41		
25,530.41	Special Warrant 18/71-72 (Advance to Alberta Health Plan)			
Capital Advances:				
4,550,000.00	Alberta Commercial Corporation	500,000.00	4,550,000.00	4,050,000.00
10,000,000.00	Alberta Housing Corporation	10,000,000.00	10,000,000.00	
28,287.99	Alberta Resources Railway Corporation		28,287.99	
13,710,166.96	Chap. 98, R.S.A. 1970	15,000,000.00	13,710,166.96	
	Highways Stock Advance			
	Implemented Guarantees:			
2,522.14	Grain Drying		2,522.14	
62,184.79	Interim Assistance		62,184.79	
5,318.10	Mink Farmers		5,318.10	
197,169.05	Native Co-operatives		197,169.05	
	Imprest Advances	25,000.00		
160,000.00	Industrial Development Incentives Act	3,000,000.00	160,000.00	
400,000.00	Municipal Vehicle Claims Fund	10,000,000.00	400,000.00	
6,307,892.36	Municipal Land Loans Act		6,307,892.36	
	New Towns Act:			
127,200.00	Fox Creek	1,000,000.00	127,200.00	
2,405,859.11	Public Works Stock Advance	1,500,000.00	2,405,859.11	
4,649,766.58	Queen's Printer's Advance	800,000.00	4,649,766.58	
3,873,841.95	School Book Branch Advance	4,000,000.00	3,873,841.95	
3,012,118.28	Purchase of debentures and stocks (Special Investment Fund)	1,000,000.00	3,012,118.28	
TOTAL: Capital Account	\$ 51,802,629.70	\$ 1,515,000.00	\$ 46,825,000.00	\$ 2,720,974.29
		\$ 686,530.41	\$ 49,026,530.41	(Net)

Of the amount of \$7,500,000.00 authorized by Special Warrant 72/71-72 an amount of \$3,209,150.00 has been transferred to various appropriations for payment of salaries. Expenditure in the various appropriations amounted to \$2,915,969.87.

\*Transferred from Apprn. 2713—Salary Contingencies.

Certified correct,

C. K. HUCKVALE, F.C.A.,  
Provincial Auditor



GOVERNMENT OF THE PROVINCE OF ALBERTA  
TREASURY DEPARTMENT  
EXPENDITURE CLASSIFIED BY APPROPRIATIONS AND CHARACTER  
FOR THE YEAR ENDED MARCH 31, 1972  
INCOME ACCOUNT

Service	2701 Minister's Office	2702 General Administration	2703 Unforeseen and Unprovided For	2704 Refunds of Previous Year's Revenue	2705 Remissions	2706 Grants and Allowances	2707 Grants Under Municipal Assistance Act	2708 Surveys and Commissions	2709 Guarantee Bonds on Public Servants	2710 Assessment by Workmen's Com- pensation Board in Respect of Injuries to Provincial Gov- ernment Employees	2711 Postage— Government Cheques	2712 Public Service Medical Insurance	2715 Alberta Resources Railway	2716 Canada Pension Plan—Employer's Contributions	2717 Provincial Homeowner Tax Discount Act	2719 Public Utilities Income Tax Rebate	2720 Budget Bureau	2722 Estate Tax Rebate Act	2723 Petroleum Recovery Research	2724 Alberta Gazette	2725 Purchasing Agency	2727 Tobacco Tax Branch	2728 Fuel Oil Tax Branch	2730 Group Insurance For Public Servants	2731 Adjustment of Workmen's Compensation Board Pensions	Chap. 31 Sec. 3 Blind Workmen's Compensation Act	S.W. 63, 1971-72 Unemployment Insurance, Employer's Contribution	Totals	
Advertising	\$	\$	\$	\$	\$	\$	\$	13,679.28	\$	\$	\$	\$	\$	172.76	\$	\$	\$	\$	\$	\$	\$	\$	\$	\$	\$	\$	\$	\$	13,852.04
Automobiles, trucks and mobile equipment, expenses		1,102.44						1,114.33																					2,612.10
Canada Pension Plan— Employer's contribution										680,000.00				1,913,223.36															1,913,223.36
Contracts and agreements								105.00																		366,272.23	36.57		1,046,308.80
Fees and commissions			1,282.64					386,806.15					8,494.50		382,127.50														89,105.00
Freight, express and cartage		3,110.55						195.25							291.00						115.00								791,536.54
Furnishings, equipment and tools	1,202.47	1,929.59															1,280.59	210.00											5,951.66
Grants, prizes						2,195,582.05	38,000,000.00					894,395.71			23,031,629.46		1,648.10				1,649.61	516.22		229,903.61					6,945.99
Insurance		6,433.00							30,923.00										100,000.00										64,451,510.83
Interest													7,137,500.00																37,356.00
Materials and supplies, administrative	814.87	11,333.67						41,639.95							2,999.19		1,484.00	759.21		85,835.53	14,132.96	1,322.12	117,024.64						7,137,500.00
Materials and supplies, construction																													277,356.14
Miscellaneous expenses	162.40	195.54	110.00					81.68					151.26				35.00				44.85	88.35	112.38						112.38
Postage		1,977.56						404.45				41,618.74								18.15	88.35	89.40							976.63
Refunds and remissions				390,574.33	132,219.15											9,376,679.10		6,878,615.44											68,184.36
Repairs and maintenance of office machines		1,513.10						4,871.59									200.00					130.50	260.00						16,778,188.06
Salaries	22,061.40	214,707.68						190.32									257.37	262.73			909.02	129.50	648.94						3,910.98
Taxes								755.86									119,797.11	38,822.01		12,264.44	223,221.77	27,876.01	248,862.88						908,369.16
Telephone and telegraph	377.36	785.19						971.76									270.64	118.97			1,766.21		429.50						1,777.94
Travelling expenses of other than public servants																													4,719.63
Travelling expenses of public servants	1,055.78	4,135.04	6,808.37					11,828.48									4,738.20	341.60			488.12	3,956.17	14,905.01						11,828.48
Unemployment Insurance, Government portion		859.00						49.79									743.75												36,478.08
Wages	1,289.51	5,731.01						138.35									4,837.88				1,508.40	96.85	107.97			89,716.93			89,963.25
								32,802.58																					66,201.99
TOTAL: Income Account	\$ 26,963.79	\$ 269,152.99	\$ 9,978.95	\$ 390,674.33	\$ 132,219.15	\$ 2,195,582.05	\$ 38,000,000.00	\$ 455,684.62	\$ 30,923.00	\$ 680,000.00	\$ 41,618.74	\$ 894,395.71	\$ 7,146,318.52	\$ 1,913,723.36	\$ 23,417,007.15	\$ 9,376,679.10	\$ 135,292.64	\$ 6,919,261.11	\$ 100,000.00	\$ 106,161.88	\$ 297,652.21	\$ 34,731.39	\$ 506,923.59	\$ 229,903.61	\$ 366,272.23	\$ 36.57	\$ 89,716.93	\$ 593,766,373.66	

CAPITAL ACCOUNT

Apprn. No.	Service	Advances for Working Capital	Debentures, Stocks and Shares	Refunds	Advances and Loans Repayable	Contracts and Agreements	Implementation of Guarantees	Totals
2781	Refunds of previous year's collections			26,433.13				26,433.13
2783	Big Horn storage and power development					2,138,426.52		2,138,426.52
STATUTORY:								
	Purchase of debentures and stocks (Special Investment Fund)		3,012,118.28					3,012,118.28
	Advances for working capital	24,639,634.60						24,639,634.60
	Cattle purchasing advance				64,787.89			64,787.89
	Native Co-operative Guarantee Act					197,169.05		197,169.05
	Mink farmers assistance loans					5,318.10		5,318.10
	Farm assistance loans					62,184.79		62,184.79
	Grain drying loans					2,522.14		2,522.14
	New Towns Act				127,200.00			127,200.00
	Advances to Alberta Commercial Corporation				4,550,000.00			4,550,000.00
	Advance to Alberta Housing Corporation				10,000,000.00			10,000,000.00
	Advance to Alberta Resources Railway Corporation				28,267.43			28,267.43
	Advance to Industrial Development Incentives Board				160,000.00			160,000.00
	Advance to Alberta Health Plan				25,530.41			25,530.41
	Advance to Motor Vehicle Accident Claims Fund				400,000.00			400,000.00
	Advances under Municipal Land Loans Act				6,307,892.36			6,307,892.36
TOTAL: Capital Account		\$ 24,639,634.60	\$ 3,012,118.28	\$ 26,433.13	\$ 21,663,678.09	\$ 2,138,426.52	\$ 267,194.08	\$ 51,747,504.70





## GOVERNMENT OF THE PROVINCE OF ALBERTA

STATEMENT No. 199

## TREASURY DEPARTMENT

## CASH COLLECTED ON INCOME AND CAPITAL ACCOUNTS

FOR THE YEAR ENDED MARCH 31, 1972

## INCOME ACCOUNT

	Actual	Estimates	In Excess of Estimates	Less than Estimates
Alberta Government Telephones Commission, earnings \$	1,500,000.00	\$ 1,500,000.00	\$	
Alberta Government Telephones Commission, fees	13,333.33	20,000.00		6,666.67
Alberta Income Tax Act	260,120,601.74	242,000,000.00	18,120,601.74	
Alberta Municipal Financing Corporation, fees	20,000.00	20,000.00		
Fuel Oil Tax Act	83,700,217.75	80,500,000.00	3,200,217.75	
Government of Canada:				
Share of income tax, public utility corporations	5,268,133.00	8,000,000.00		2,731,867.00
Federal-Provincial Fiscal Arrangements:				
Succession duties share	8,570,000.00	8,000,000.00	570,000.00	
Rebate re Excise and Fuel Oil Tax Act	5,727.84	5,000.00	727.84	
Subsidies:				
Amount payable pursuant to agreement for transfer of natural resources	1,125,000.00	1,125,000.00		
Debt allowance	405,375.00	405,000.00	375.00	
Government and legislation	240,000.00	240,000.00		
Population	1,237,600.00	1,238,000.00		400.00
Friendship centre agreement	34,500.00	30,000.00	4,500.00	
Insurance Corporations Tax Act	5,211,191.23	4,800,000.00	411,191.23	
Interest on:				
Advances to Alberta Government Telephones Commission	1,157,588.45	1,157,600.00		11.55
Advances to Alberta Resources Railway Corporation		6,080,000.00		6,080,000.00
Advances to cities	6,311.58	6,300.00	11.58	
Advances to school book branch advance	76,185.81	72,000.00	4,185.81	
Advances to students' union and physical education building	194,082.85	194,000.00	82.85	
Advances to University of Calgary, students' union building	104,507.40	104,600.00		92.60
Advances to University of Alberta Hospital	315,135.56	315,100.00	35.56	
Advances under Municipal Capital Expenditure Loans Act	1,499,759.85	1,499,000.00	759.85	
Advances under Municipal Land Loans Act	1,480,358.10	1,582,600.00		102,241.90
Advances under New Towns Act	456,127.95	395,000.00	61,127.95	
Advances under Rural Electrification Revolving Fund Act	553,207.51	570,000.00		16,792.49
Advances under Rural Telephones Revolving Fund Act	106,683.88	112,500.00		5,816.12
Advances under Self-Liquidating Projects Act	26,777.77	27,400.00		622.23
Bank balances	3,753,479.30	3,975,000.00		221,520.70
General trust investments	685,561.35	725,000.00		39,438.65
Special Investment Fund investments (including profits)	7,746,661.19	7,140,000.00	606,661.19	
Students' loans	170,228.08	100,000.00	70,228.08	
Various loans and advances	591.54	1,000.00		408.46
Life Insurance Company of Alberta, dividend	3,135.00	4,000.00		865.00
Liquor Control Act	63,808,783.57	61,000,000.00	2,808,783.57	
Miscellaneous	1,096.92	2,000.00		903.08
Outstanding cheques	12,578.57	15,000.00		2,421.43
Pari-mutuel tax	2,072,421.82	2,500,000.00		427,578.18
Previous years' refunds	1,188,338.44	500,000.00	688,338.44	
Profits on working funds	130,990.09	300,000.00		169,009.91
Queen's Printer's office:				
Advertising in and sale of gazette	81,335.28	55,000.00	26,335.28	
Sale of reports	1,100.00	6,000.00		4,900.00
Sale of Chinook Arch books	1,686.00		1,686.00	
Reimbursement of fuel oil dye service	216.00	20,000.00		19,784.00
Tobacco Tax Act	12,766,206.47	12,000,000.00	766,206.47	
Treasury branches, earnings and profits	966,906.99	1,000,000.00		33,093.01
TOTAL: Income Account	\$466,819,723.21	\$449,342,100.00	\$ 17,477,623.21	
			(Net)	

(Continued on Page 316)

## STATEMENT No. 199—Continued

## CAPITAL ACCOUNT

	Actual	Estimates	In Excess of Estimates	Less than Estimates
Queen's Printer's Office:				
Sale of "Birds of Alberta" books .....	\$ 5,394.00	\$ 4,000.00	\$ 1,394.00	\$ .....
Sale of "Mammals of Alberta" books .....	3,111.00	2,500.00	611.00	.....
Sale of "Wild Flowers of Alberta" books .....	8,565.15	4,500.00	4,065.15	.....
Sale of "Fishes of Alberta" books .....	4,436.50	2,000.00	2,436.50	.....
Repayment of advances:				
Alberta Government Telephones Commission .....	3,145,301.45	3,145,300.00	1.45	.....
Alberta Health Plan .....	5,454.98		5,454.98	.....
Alberta Housing Corporation .....	1,643,533.10		1,643,533.10	.....
Alberta Resources Railway Corporation .....	600,000.00		600,000.00	.....
Implemented guarantees:				
Grain drying .....	250.00	500.00		250.00
Interim assistance .....	1,429.40	9,000.00		7,570.60
Rural electrification associations .....	393.60	500.00		106.40
Municipal Land Loans Act .....	473,273.17	484,900.00		11,626.83
Municipal loans revolving fund .....	5,941,000.00	5,957,000.00		16,000.00
New Towns Act:				
Rainbow Lake .....	2,058,684.12	200,000.00	1,858,684.12	.....
Rural electrification revolving fund .....	1,000,000.00	1,000,000.00		.....
Rural telephones revolving fund .....	500,000.00	500,000.00		.....
Self-Liquidating Projects Act .....	827,449.42	819,000.00	8,449.42	.....
Town of Athabasca .....	1,025.64		1,025.64	.....
University of Alberta Hospital .....	804,548.86	804,500.00	48.86	.....
University of Alberta, students' union re building contributions .....	52,115.01	52,100.00	15.01	.....
University of Calgary, students' union re building contributions .....	26,233.02	26,200.00	33.02	.....
Wildlife damage .....	27,327.35		27,327.35	.....
Redemption of maturing securities .....		8,235,000.00		8,235,000.00
Treasury bills:				
City of Calgary .....	30,150.98	30,150.00	.98	.....
City of Edmonton .....	27,694.77	27,690.00	4.77	.....
City of Lethbridge .....	833.33	760.00	73.33	.....
Statutory:				
Repayment of advances:				
Imprest advances .....		25,000.00		25,000.00
Cattle-purchasing advance .....	46,559.59		46,559.59	.....
Highways stock advance .....	12,200,656.35	15,000,000.00		2,799,343.65
Public Works stock advance .....	2,328,246.31	1,500,000.00	828,246.31	.....
Queen's Printer's advance .....	4,529,822.33	800,000.00	3,729,822.33	.....
School book branch advance .....	4,162,789.97	4,000,000.00	162,789.97	.....
Secretary-treasurers of school districts, bond premiums .....	1.58		1.58	.....
Sale of debentures and stock (Special Investment Fund) .....	19,045,666.73	1,000,000.00	18,045,666.73	.....
TOTAL: Capital Account .....	\$ 59,501,947.71	\$ 43,630,600.00	\$ 15,871,347.71 (Net)	.....

Certified correct,

C. K. HUCKVALE, F.C.A.,  
Provincial Auditor



STATEMENT No. 200

GOVERNMENT OF THE PROVINCE OF ALBERTA  
ALBERTA LIQUOR CONTROL BOARD  
BALANCE SHEET AS AT MARCH 31, 1972

## ASSETS

Cash on hand	\$ 191,355.62	
Cash in banks and treasury branches	1,087,373.24	
		\$ 1,278,728.86
Accounts receivable		99,146.25
Inventories: (Note 1)		
Stocks of liquor and beer in bond, at cost	\$ 1,912,936.95	
Stocks of liquor and beer in warehouses and stores, at warehouse cost	4,955,456.27	
Liquor and beer in transit	1,502,541.69	
		8,370,934.91
Prepaid expenses		118,550.63
Deposit, Workmen's Compensation Board		10,000.00
Automobiles, furniture and fixtures, at cost less accumulated depreciation		100,502.57
Buildings and land, at cost less accumulated depreciation		9,679,978.83
Leasehold improvements, at cost less accumulated amortization		87,442.59
		<u>\$ 19,745,284.64</u>

## LIABILITIES

Accounts payable (Note 1)		\$ 8,703,689.71
Unearned revenue		397,302.00
Appropriation of profits for capital account and reserve fund, Section 26 of The Liquor Control Act		10,251,530.60
Provincial Treasurer:		
Net income for the year ended March 31, 1972	\$ 64,492,762.33	
Add: Income under-remitted March 31, 1971	8,783.57	
		\$ 64,501,545.90
Deduct:		
Remittances during the year ended March 31, 1972	\$ 63,808,783.57	
Transferred under Section 26 of The Liquor Control Act	300,000.00	
		<u>64,108,783.57</u>
		392,762.33
		<u>\$ 19,745,284.64</u>

The accompanying notes are part of these financial statements.

Edmonton, Alberta, August 18, 1972

I have examined the Balance Sheet of the Alberta Liquor Control Board as at March 31, 1972, and the Statement of Profit and Loss for the year then ended. My examination included a general review of the accounting procedures and such tests of accounting records and other supporting evidence as I considered necessary in the circumstances.

In my opinion these financial statements present fairly the financial position of the Board as at March 31, 1972, and the results of its operations for the year then ended, in accordance with generally accepted accounting principles applied on a basis consistent with that of the preceding year.

C. K. HUCKVALE, F.C.A.,  
Provincial Auditor

GOVERNMENT OF THE PROVINCE OF ALBERTA  
ALBERTA LIQUOR CONTROL BOARD  
STATEMENT OF PROFIT AND LOSS  
FOR THE YEAR ENDED MARCH 31, 1972

	Liquor	Beer	Total
Sales .....	\$107,810,982.08	\$ 71,142,043.59	\$178,953,025.67
Deduct: Cost of goods sold .....	55,130,300.42	50,327,888.15	105,458,188.57
Gross profit on sales .....	<u>\$ 52,680,681.66</u>	<u>\$ 20,814,155.44</u>	<u>\$ 73,494,837.10</u>
Deduct: Operating expenses .....			11,527,583.74
Net profit on sales .....			\$ 61,967,253.36
Add: Special income:			
License fees .....	\$ 2,556,724.81		
Less: License expense .....	559,951.03		
Permit revenue .....	\$ 138,934.00	\$ 1,996,773.78	
Less: Printing expense .....	5,407.42		
Interest, net .....		133,526.58	
Identification card sales .....		338,041.55	
Sundry revenue, net .....		24,220.50	
		<u>110,305.28</u>	
			2,602,867.69
Net operating profit .....			\$ 64,570,121.05
Deduct: Non-operating expense:			
Capitalized value of non-contributory pensions awarded .....		\$ 65,873.95	
Local option plebiscites .....		11,484.77	
			<u>77,358.72</u>
Net income for the year ended March 31, 1972 .....			<u>\$ 64,492,762.33</u>

STATEMENT No. 202

GOVERNMENT OF THE PROVINCE OF ALBERTA  
ALBERTA LIQUOR CONTROL BOARD  
STATEMENT OF COST OF GOODS SOLD  
FOR THE YEAR ENDED MARCH 31, 1972

	Liquor	Beer	Total
Inventory, March 31, 1971 .....	\$ 4,749,099.46	\$ 1,156,055.07	\$ 5,905,154.53
Add:			
Purchases, liquor and beer .....	22,520,155.99	50,246,413.02	72,766,569.01
Duty and sales tax on liquor and imported beer .....	31,200,267.31	115,017.15	31,315,284.46
Inward freight on liquor and imported beer .....	2,249,270.08	103,086.28	2,352,356.36
Comprehensive insurance .....	36,669.68	31,102.64	67,772.32
	<u>\$ 60,755,462.52</u>	<u>\$ 51,651,674.16</u>	<u>\$ 112,407,136.68</u>
Deduct:			
Claims .....	\$ 51,878.53		
Breakage .....	28,676.36		
	<u>80,554.89</u>		<u>80,554.89</u>
	<u>\$ 60,674,907.63</u>	<u>\$ 51,651,674.16</u>	<u>\$ 112,326,581.79</u>
Deduct:			
Inventory, March 31, 1972 .....	5,544,607.21	1,323,786.01	6,868,393.22
Cost of goods sold for the year ended March 31, 1972 .....	<u>\$ 55,130,300.42</u>	<u>\$ 50,327,888.15</u>	<u>\$ 105,458,188.57</u>

GOVERNMENT OF THE PROVINCE OF ALBERTA  
ALBERTA LIQUOR CONTROL BOARD  
STATEMENT OF PROFIT AND LOSS BY STORES  
FOR THE YEAR ENDED MARCH 31, 1972

	Sales			Cost of Goods Sold			Gross Profit	Operating Expenses	Net Profit
	Liquor	Beer	Total	Liquor	Beer	Total			
\$	107,503.10	\$ 28,554.30	\$ 136,057.40	\$ 55,003.29	\$ 20,200.12	\$ 75,203.41	\$ 60,853.99	\$ 14,459.76	\$ 46,394.23
Acme	68,275.09	17,682.85	85,957.94	34,932.53	12,509.35	47,441.88	38,516.06	14,465.18	24,050.88
Aliz	300,053.82	92,358.29	392,412.11	153,520.68	55,336.87	208,857.55	173,554.36	31,494.10	142,060.46
Atabasca	1,178,574.06	297,262.67	1,475,836.73	603,010.11	181,994.89	785,005.00	650,831.73	115,776.01	533,095.72
Banff	370,233.00	93,302.48	463,535.48	189,427.82	66,004.81	255,432.63	208,103.25	34,354.53	173,748.72
Barthard	105,066.91	32,258.31	137,325.22	53,756.83	22,820.44	76,577.27	60,747.95	13,681.60	47,006.35
Basinaw	165,361.88	28,857.06	194,218.94	84,606.38	20,414.30	105,020.68	89,198.26	24,425.66	64,772.60
Beaveridge	167,112.77	46,196.89	213,309.66	85,502.21	32,680.99	118,183.20	95,126.46	27,030.12	68,106.34
Bentley	358,728.06	431,804.61	790,532.67	183,540.99	305,470.80	489,011.79	301,520.88	61,714.95	239,805.93
Blainville	333,779.97	85,841.45	419,621.42	170,776.45	60,726.67	231,503.12	188,118.30	38,801.34	149,316.96
Bonnyville	101,618.96	29,255.40	130,874.36	51,992.71	20,690.10	72,682.81	58,185.55	18,772.92	39,412.63
Boyle	179,742.77	60,361.67	240,104.43	91,964.27	42,701.50	134,665.77	105,438.60	26,640.54	78,998.06
Breton	87,097.20	19,981.28	107,078.48	44,562.74	14,135.32	58,698.06	48,380.42	15,840.44	32,539.98
Brooks	544,700.75	158,557.22	703,257.97	276,692.76	112,167.86	390,860.62	312,597.35	45,483.62	266,913.73
Calgary:									
Altadore	1,293,602.48	414,679.85	1,708,282.33	661,863.69	293,356.26	955,219.95	753,062.38	129,287.16	623,775.22
463,465.73	111,968.40	575,434.13	237,129.37	79,209.61	316,338.98	259,095.15	96,808.48	162,286.67	62,286.67
Brentwood	1,758,619.63	542,199.09	2,300,818.72	899,786.83	383,566.98	1,283,353.81	1,017,464.91	156,961.64	860,503.27
Central	2,501,556.33	563,054.34	3,064,610.67	1,279,905.79	398,320.57	1,678,226.36	1,386,384.31	233,006.17	1,151,378.14
Chinook	3,283,433.41	816,801.41	4,100,234.82	1,679,948.35	577,828.43	2,257,776.78	1,842,458.04	283,802.34	1,558,655.04
East	1,456,592.70	486,386.64	1,942,979.34	729,907.31	344,083.67	1,073,990.98	838,988.36	175,129.32	663,859.04
Forest Lawn	1,330,694.74	666,849.14	1,997,543.88	680,841.71	471,747.95	1,152,589.66	844,994.22	140,597.22	704,397.00
Hounfield	2,175,766.76	823,151.50	2,998,918.26	1,132,117.57	582,620.67	1,714,738.24	1,303,380.02	216,845.63	1,086,534.39
Macleod Trail	719,169.64	371,227.30	1,090,396.94	367,958.68	262,623.70	630,582.38	459,824.46	108,902.47	1,159,921.99
Montgomery	682,732.93	137,936.97	820,669.90	349,316.07	97,580.52	446,896.59	373,773.31	101,640.93	272,132.38
Mission Bridge	2,406,373.47	1,023,729.50	3,430,102.97	1,231,206.06	724,215.22	1,955,421.28	1,474,681.69	235,852.18	1,238,829.51
North Hill	2,933,078.78	1,066,652.16	3,999,730.94	1,500,691.57	754,579.92	2,255,271.49	1,744,459.45	263,587.41	1,480,872.04
North	990,206.88	385,287.87	1,375,494.75	506,633.21	272,563.54	779,196.75	596,298.00	120,942.37	474,355.63
Thorncliffe	946,832.63	106,129.13	1,052,961.76	484,441.04	75,078.75	559,519.79	493,441.97	98,102.69	393,359.28
Westbrook	2,633,212.01	1,070,842.31	3,704,054.32	1,347,266.60	757,544.30	2,104,810.90	1,599,243.62	251,053.03	1,348,190.59
Wetmore	4,546,690.90	1,240,952.33	5,787,643.23	2,326,293.71	877,288.66	3,203,582.37	2,266,815.82	318,348.04	2,148,467.78
Beer Warehouse and Retail Beer									
Camrose	720,072.15	623,394.26	1,343,466.41	368,422.68	441,006.74	809,429.42	534,041.34	106,902.66	427,948.68
Canmore	187,042.15	68,440.47	255,482.62	95,698.96	48,416.73	144,115.69	111,366.93	25,361.25	86,005.68
Canterville	167,879.31	44,469.21	212,348.52	85,894.41	31,458.78	117,353.19	94,995.33	17,475.59	77,519.74
Castor	109,185.43	37,232.42	146,417.85	55,864.05	26,342.80	82,206.85	64,216.00	16,797.33	47,418.67
Clareholm	288,169.09	71,220.67	359,389.76	147,439.93	50,383.52	197,823.45	161,566.31	31,511.71	130,094.60
Cold Lake	614,390.98	178,456.95	792,847.93	314,349.34	126,245.50	440,594.84	352,253.09	50,367.58	301,895.51
Colton	12,618.66	53,661.18	66,279.84	43,086.30	17,513.44	60,599.74	47,808.42	22,016.61	68,213.61
Conquest	80,083.74	159,262.95	239,346.69	125,366.30	55,935.55	181,301.85	145,461.46	24,744.55	47,433.02
Coronation	35,884.38	46,268.29	82,152.67	40,568.29	20,892.20	61,460.49	49,238.22	15,005.46	34,232.76
Coyland	90,430.67	19,663.56	108,707.63	45,558.85	13,910.56	59,469.41	49,238.22	15,005.46	34,232.76
Devon	108,957.09	33,032.35	141,989.44	55,747.22	23,368.02	79,115.24	62,874.20	18,596.43	44,277.77





## STATEMENT No. 203—Continued

	Sales			Cost of Goods Sold			Gross Profit	Operating Expenses	Net Profit
	Liquor	Beer	Total	Liquor	Beer	Total			
Nanton	149,514.12	32,380.40	182,094.52	76,497.97	23,048.30	99,546.27	82,548.25	16,132.30	66,415.95
Okotoks	134,865.51	40,060.95	174,926.46	69,003.10	28,340.25	97,343.35	77,583.11	16,950.67	60,392.44
Odds	355,662.41	84,912.62	440,575.03	181,972.47	60,069.59	242,042.06	198,532.97	36,959.84	161,573.13
Pan River	158,114.92	41,659.31	199,774.23	80,898.52	29,470.97	110,369.49	89,404.74	18,361.07	71,043.67
Peach River	486,425.81	890,432.08	1,376,862.89	248,876.75	629,920.39	878,797.14	498,065.75	99,644.75	398,421.17
Pine Bluff	24,174.31	106,316.14	130,490.45	74,027.36	17,101.59	91,128.95	47,187.19	18,618.52	28,568.67
Ponoka	42,141.83	318,964.42	361,106.25	111,356.57	28,837.34	140,193.91	232,890.63	42,151.78	190,738.85
Provost	117,601.43	318,964.42	436,565.85	121,834.27	41,514.25	163,348.52	130,681.54	42,967.64	87,680.88
Red Deer	232,207.42	58,683.33	290,890.75	122,388.99	41,514.25	163,903.24	129,087.51	17,321.36	107,053.13
Redcliff	125,045.96	50,576.65	175,622.61	63,978.99	33,779.35	97,758.34	75,864.27	17,321.36	58,536.96
Red Deer Warehouse	2,288,780.35	754,488.50	3,043,268.85	1,171,040.28	533,746.52	1,704,786.80	1,338,482.05	234,362.62	1,104,119.43
Red Deer	1,749,001.17	1,749,001.17	3,498,002.34	1,237,292.92	1,237,292.92	2,474,585.84	2,043,108.25	431,477.59	1,431,477.59
Remedy	242,504.40	60,471.36	302,975.76	124,075.87	42,779.15	166,855.02	136,212.24	23,492.63	112,719.39
Remedy Mountain House	172,365.11	49,812.23	222,177.34	88,169.54	35,238.58	123,408.12	98,749.22	23,477.64	75,001.58
River View	498,238.17	136,188.94	634,427.11	254,930.70	96,343.58	351,274.61	283,172.50	44,407.58	238,764.92
Sherwood Park	497,913.23	497,913.23	995,826.46	454,520.04	288,569.34	743,089.38	562,721.15	95,514.80	467,206.35
Slave Lake	334,342.33	1,315,810.53	1,650,152.86	166,367.46	40,483.28	206,850.74	190,785.44	51,492.67	139,365.07
Smoky Lake	265,942.73	58,639.55	324,582.28	136,067.95	40,483.28	176,551.23	133,608.01	29,099.84	104,458.19
Spirit River	235,435.65	63,682.00	299,117.65	120,459.19	45,030.45	165,509.64	133,608.01	29,099.84	104,458.19
St. Albert	661,483.19	259,317.36	920,800.55	338,443.77	183,448.44	521,892.21	398,908.34	70,493.85	328,414.49
St. Paul	524,839.97	126,374.88	651,214.85	268,531.12	89,401.17	357,932.29	293,282.56	49,860.47	243,422.09
Stettler	455,937.38	104,999.22	560,936.60	233,287.77	74,279.42	307,567.19	253,389.41	40,733.39	212,655.98
Sony Plain	424,525.87	127,352.76	551,881.63	217,206.03	90,095.07	307,301.10	244,580.33	35,637.39	208,943.14
Sundre	254,602.72	54,935.74	309,538.46	130,265.90	38,863.10	169,129.00	140,409.46	31,607.02	108,802.44
Sylvan Lake	195,844.16	40,523.27	236,367.43	74,620.28	28,667.31	103,287.59	83,079.87	16,742.11	66,337.76
Tabor	226,584.16	37,588.76	264,172.92	115,930.38	54,888.48	170,818.86	136,135.04	21,204.29	84,930.75
Tatla	322,118.73	121,526.23	443,644.96	164,810.05	85,971.09	250,781.14	192,863.92	38,807.40	122,689.22
Tatla	211,446.88	51,640.68	263,087.56	108,185.49	36,532.08	144,717.57	118,369.99	24,947.41	93,422.58
Tatla	67,745.19	19,286.10	87,031.29	34,661.41	13,643.53	48,304.94	38,726.35	18,644.24	20,082.11
Tatla Valley	200,025.06	62,787.84	262,812.90	102,341.58	44,417.89	146,759.47	116,053.43	27,047.14	89,006.29
Tatla Hills	149,518.61	48,334.21	197,852.82	76,500.27	34,192.99	110,693.26	87,159.56	18,342.89	68,116.67
Tatla Valley	201,625.79	43,126.45	244,752.24	103,160.59	30,508.87	133,669.46	111,082.78	29,493.76	81,589.02
Tatla Valley	120,745.67	65,066.13	185,811.80	63,972.11	46,059.62	209,986.73	175,531.07	33,690.60	141,840.47
Vauxhall	538,822.00	102,101.97	640,923.97	275,684.94	77,279.82	352,964.76	293,006.12	49,226.21	21,815.91
Vermilion	134,283.07	78,648.40	212,931.47	62,847.56	55,638.10	118,485.66	178,445.81	29,919.27	148,566.39
Vermilion	134,283.07	78,648.40	212,931.47	62,847.56	55,638.10	118,485.66	178,445.81	29,919.27	148,566.39
Vina	143,180.40	30,965.70	174,146.10	68,949.34	34,479.89	103,429.23	80,070.96	18,501.98	61,568.98
Vulcan	224,498.39	50,912.96	275,411.35	73,257.36	21,906.01	95,163.37	78,982.73	16,140.37	62,842.36
Wainwright	417,284.70	102,585.11	519,869.81	114,863.21	36,017.27	150,880.48	124,530.87	29,554.94	94,976.06
Waterton Park	108,118.98	40,259.38	148,378.36	55,318.41	23,501.13	78,819.54	43,415.33	190,381.74	45,951.04
Waterton	123,646.79	381,227.94	504,874.73	234,117.54	87,472.65	321,590.19	259,637.75	42,347.94	217,289.81
Wetaskiwin	398,908.19	80,970.72	479,878.91	204,143.98	152,338.00	356,481.98	283,669.63	59,086.36	177,669.68
Willington	192,323.33	37,062.68	229,386.01	98,401.04	26,219.19	124,620.23	104,765.78	25,460.46	79,305.32
	\$107,810,982.08	\$71,142,043.59	\$178,953,025.67	\$55,130,300.42	\$50,327,888.15	\$105,458,188.57	\$73,494,837.10	\$11,527,583.74	\$61,967,233.36





ALBERTA LIQUOR CONTROL BOARD  
STATEMENT OF OPERATING EXPENSES BY STORES

FOR THE YEAR ENDED MARCH 31, 1972

[illegible]

Devon	12,230.39	2,710.43	303.53	629.14	96.66	152.22	51.25	2,282.09	18,596.43
Drayton Valley	22,545.11	2,996.62	1,279.87	2,226.56	132.77	140.72	205.04	7,800.25	39,370.65
Drumheller	42,904.48	3,603.50	1,756.12	2,102.45	263.54	349.38	185.46	13,475.57	64,843.89
Drumheller Beer Warehouse	17,232.07	1,720.80	1,720.80	688.41	1,536.46	64.38	59.35	11,481.85	41,836.89
Edmonton	6,060.57	1,750.40	303.75	688.41	4,451.46	114.28	1,451.54	2,059.69	17,867.58
Beverly	74,732.74	21,504.04	3,680.76	1,151.51	2,533.20	1,382.11	176.95	27,630.46	133,191.10
Bonnie Doon	13,616.78	4,303.24	4,233.71	1,392.64	7,632.31	2,142.18	155.94	31,820.40	142,032.47
East	138,650.03	11,208.74	6,395.89	1,914.78	416.94	1,584.83	154.40	48,701.32	209,522.42
Jasper Place	12,385.36	12,385.36	6,914.01	2,070.89	1,598.43	1,598.43	533.30	50,110.56	210,498.84
Kensington	18,194.27	2,364.48	719.74	1,110.63	444.17	1,110.63	139.71	18,138.51	107,349.70
Landrum	129,600.90	2,195.57	3,680.16	2,195.57	1,074.24	1,074.24	159.29	11,163.01	85,324.58
Landrum Beer Warehouse	129,600.90	2,195.57	3,680.16	2,195.57	1,074.24	1,074.24	159.29	11,163.01	85,324.58
McCallum Plaza	71,313.51	4,281.22	1,313.51	4,281.22	12,530.63	782.47	98.73	48,587.96	215,807.96
McCallum Plaza Beer Warehouse	71,313.51	4,281.22	1,313.51	4,281.22	12,530.63	782.47	98.73	48,587.96	215,807.96
Meadowlark	78,022.00	21,008.23	3,950.04	1,389.69	409.33	1,420.04	153.60	30,931.80	137,509.35
98th Street	6,125.09	1,274.96	826.96	317.17	1,277.02	1,277.02	200.26	16,412.07	91,818.71
North	148,710.73	11,860.43	5,780.15	2,131.25	449.32	3,931.93	153.00	948.31	218,651.55
Northgate	160,378.42	22,722.06	2,992.65	760.05	1,458.55	1,458.55	181.00	75,166.91	274,484.55
Orwell	18,102.62	5,723.50	1,849.31	1,849.31	1,185.05	4,433.09	153.00	361.46	44,700.95
South	170,208.96	31,465.76	5,824.32	2,300.71	1,827.77	1,490.22	161.00	53,949.47	239,669.90
Southgate	170,208.96	31,465.76	5,824.32	2,300.71	1,827.77	1,490.22	161.00	53,949.47	239,669.90
Waddington	79,101.11	21,399.07	3,297.40	1,225.03	3,407.75	1,188.74	155.25	76,226.90	308,816.17
Westmount	165,947.28	33,843.16	10,190.43	3,383.93	6,415.26	1,595.26	160.99	1,048.46	308,816.17
Mail Order	7,167.23	38,254.69	8,902.01	11,897.54	70.00	528.79	1,020.07	71,518.97	139,355.30
Beer Warehouse and Retail Beer	159,772.49	5,323.26	40,958.68	7,165.89	4,726.98	2,604.64	486.29	33,802.45	544,840.68
Edson	33,559.24	3,227.01	1,623.95	3,227.01	3,118.45	172.18	161.69	12,341.85	56,476.57
Elk Point	8,960.99	3,152.20	395.54	1,075.03	252.90	21.36	128.37	12,341.85	56,476.57
Empress	7,816.18	2,998.99	1,442.82	857.51	97.90	225.98	142.13	7,816.18	16,843.25
Evansburg	17,921.55	2,183.77	1,718.67	2,806.64	128.67	135.98	109.63	1,226.38	16,353.80
Falcon	8,912.96	3,612.93	484.91	1,598.66	97.90	32.39	59.21	3,752.29	18,372.44
Foremost	9,134.30	238.33	275.05	770.01	97.90	141.72	109.50	3,752.29	18,372.44
Forestburg	12,007.16	3,205.58	765.55	1,002.88	94.47	132.98	434.87	1,226.38	16,353.80
Fort Macleod	25,742.85	1,149.40	1,002.28	3,302.88	97.90	44.88	124.08	7,835.50	39,377.64
Fort McMurray	33,274.47	8,227.28	1,777.65	5,576.39	2,369.27	82.70	203.05	13,695.55	66,460.21
Fort Saskatchewan	23,111.82	2,611.58	1,521.70	1,721.27	93.90	166.39	132.84	11,066.90	40,703.92
Glendon	16,890.94	8,504.57	608.12	3,623.00	107.90	233.28	110.15	1,759.92	14,820.28
Grande Cache	16,890.94	8,504.57	608.12	3,623.00	107.90	233.28	110.15	1,759.92	14,820.28
Grande Prairie	63,156.25	19,902.46	5,111.48	8,813.07	474.69	589.59	268.97	39,501.56	134,511.74
Grimshaw	6,163.04	1,663.04	1,562.93	1,562.93	106.25	191.95	127.80	3,535.82	28,058.65
Hanna	18,286.81	3,598.90	820.03	1,396.61	152.52	36.10	121.70	6,460.33	30,921.75
Hardisty	7,889.71	1,984.38	322.03	1,041.52	353.29	148.05	48.75	21,885.90	14,523.47
High Level	19,775.64	3,997.06	1,207.78	8,304.26	632.90	237.49	698.81	8,811.96	43,896.33
High Prairie	22,567.10	6,082.00	1,041.37	4,008.27	346.30	55.02	187.96	7,862.23	42,294.74
High River	3,446.85	2,936.67	1,523.80	33.19	134.08	96.30	143.99	5,211.90	29,334.99
High River Beer Warehouse	3,446.85	2,936.67	1,523.80	33.19	134.08	96.30	143.99	5,211.90	29,334.99
Holden	15,359.13	3,236.79	1,420.03	1,048.99	63.70	339.17	70.74	9,538.70	41,500.68
Innisfail	17,471.31	4,203.35	636.72	993.63	91.03	164.67	133.40	5,128.53	28,984.99
Jasper	48,975.52	3,585.78	1,882.88	5,500.91	276.39	274.19	252.10	13,740.47	74,681.69
Killam	10,314.01	1,986.46	462.02	947.72	97.90	131.43	148.42	2,928.43	17,473.18
Lacombe	19,131.44	3,676.67	752.31	1,185.43	128.67	38.15	154.93	5,902.97	31,011.13
La La Biche	19,078.85	3,713.32	811.11	2,527.30	104.04	34.08	121.98	5,902.97	32,389.79
Leduc	25,821.52	4,197.73	1,190.61	1,355.29	571.23	169.95	75.10	9,329.16	42,863.71
Legal Ridge	7,923.37	2,002.70	296.09	344.36	215.43	163.76	119.92	1,938.77	13,544.51
Lehrer	48,987.89	9,452.55	2,879.85	3,516.32	332.76	1,336.36	252.97	21,459.27	88,424.39
Lehrer Beer Warehouse	48,987.89	9,452.55	2,879.85	3,516.32	332.76	1,336.36	252.97	21,459.27	88,424.39
South	133,666.53	18,331.81	6,312.86	7,923.82	4,283.19	1,694.38	382.51	48,327.38	221,697.82
Beer Warehouse and Retail Beer	20,903.14	3,927.71	5,456.84	7,923.82	675.30	1,621.99	283.23	43,760.32	76,670.98
Lloydminster	33,357.36	3,700.68	1,696.75	3,792.06	1,069.36	1,565.55	180.20	13,267.44	59,356.23
Manning	15,902.53	2,763.88	1,893.55	100.44	22.59	160.28	75.34	3,639.96	25,542.28
Marathon	8,949.37	2,332.35	271.90	606.85	63.70	203.89	109.11	2,182.58	14,735.63
Mayville	9,957.37	2,104.84	908.36	237.40	237.40	121.05	25.07	3,436.75	18,693.14
Medicine Hat	111,273.88	7,012.51	6,362.99	3,514.70	351.82	615.85	51.94	55,680.61	205,620.58
Medicine Hat Beer Warehouse	111,273.88	7,012.51	6,362.99	3,514.70	351.82	615.85	51.94	55,680.61	205,620.58
Milk River	9,340.79	4,193.90	289.25	819.86	97.90	159.34	683.37	2,128.06	17,848.29

## STATEMENT No. 204—Continued

	Salaries	Property Expense, Rent and Business Taxes	Stationery and Supplies	Freight, Crage and Express	Furniture and Equipment, Purchases and Maintenance	Insurance and Armoured Car Service	Telephone, Telegraph and Postage	Travelling, Miscellaneous	Proportion of Warehouse, Administration and General	Total
Mundare	\$ 16,365.67	\$ 2,762.74	\$ 518.01	\$ 918.54	\$ 63.70	\$ 184.03	\$ 110.16	\$ 25.74	\$ 3,752.33	\$ 24,705.92
Nanton	9,008.64	2,582.04	368.25	732.49	97.90	144.77	113.16	158.38	2,926.67	16,132.30
Okotoks	20,943.91	2,285.67	351.03	718.75	221.78	123.78	130.16	154.13	2,811.46	16,950.67
Olds	10,945.07	4,217.96	936.64	1,219.02	2,283.40	47.94	134.64	85.14	7,081.03	36,959.84
Oyen	10,418.30	2,039.27	431.99	1,308.45	127.60	33.55	156.08	635.01	3,210.82	18,361.07
Peace River	45,972.66	22,570.05	2,848.75	4,419.52	161.53	1,036.31	32.78	180.71	22,129.27	99,644.58
Pierre Butte	2,086.64	1,460.07	1,232.89	3,740.69	5,621.02	86.04	102.83	599.60	1,708.74	18,618.52
Pineau Creek	2,086.64	1,460.07	1,232.89	3,740.69	5,621.02	86.04	102.83	599.60	1,708.74	18,618.52
Ponoka	27,470.14	3,346.33	1,163.63	1,692.74	183.80	161.25	159.59	170.25	8,253.36	42,151.78
Provost	15,013.77	3,231.71	643.46	2,156.99	101.90	205.31	154.72	637.45	4,787.77	26,952.38
Redcliff	9,508.11	2,964.71	1,110.24	1,110.24	107.70	135.08	177.37	136.53	17,322.11	27,322.11
Red Deer	125,435.41	16,217.63	6,500.53	6,277.46	28,210.02	615.57	335.83	1,861.01	48,912.14	234,362.62
Red Deer Warehouse	4,043.23	8,942.33	3,504.36	.....	160.03	461.25	247.52	16.48	28,110.37	43,483.57
Redwater	14,883.40	1,696.43	63.70	726.15	63.70	181.35	96.15	385.85	4,869.50	23,492.63
Rimbey	15,358.13	2,416.22	564.86	756.99	224.24	127.02	110.19	619.10	3,570.89	23,747.64
Rocky Mountain House	58,367.99	16,167.96	1,571.67	2,578.61	37.22	236.25	138.74	65.60	10,196.99	44,407.58
St. Albans	18,807.44	3,242.75	2,563.99	3,184.88	1,163.70	356.16	123.90	264.48	21,873.52	51,548.84
Slave Lake	17,131.73	3,139.39	966.29	2,391.60	63.70	231.96	115.07	45.95	5,216.76	28,540.86
Smoky Lake	18,210.36	2,773.43	688.63	1,195.00	63.70	32.58	149.83	87.10	4,807.49	29,099.84
Spirit River	16,317.41	3,973.16	2,432.42	2,432.42	619.20	100.21	133.00	256.24	14,799.33	70,493.85
St. Albert	41,219.02	11,357.06	1,919.86	603.97	106.16	58.10	154.24	208.08	10,466.48	49,860.47
St. Paul	31,107.33	1,463.06	1,589.93	3,276.54	1,336.71	137.71	168.34	76.38	9,015.83	40,733.43
Stettler	26,306.57	1,362.93	1,204.17	2,446.05	103.62	49.54	121.57	115.18	8,869.97	35,637.39
Stony Plain	20,723.84	3,229.98	1,120.26	1,309.12	97.90	49.57	140.38	105.92	4,594.98	31,607.02
Strathmore	18,807.44	3,242.75	2,563.99	3,184.88	1,163.70	356.16	123.90	264.48	21,873.52	51,548.84
Swan Hills	11,028.49	3,718.98	499.38	1,831.04	161.80	271.29	96.01	235.91	3,705.92	21,004.29
Sylvan Lake	18,446.34	3,014.83	666.40	1,109.02	2,054.79	235.70	204.43	44.79	4,888.74	30,665.04
Taber	24,434.02	3,491.86	934.54	1,109.02	137.71	148.98	190.61	126.27	7,130.37	38,807.40
Thorby	16,317.41	2,019.60	582.04	1,366.78	94.70	184.36	98.47	57.58	4,228.41	24,947.41
Tofield	7,949.74	1,443.34	249.19	612.94	6,129.48	83.38	106.89	563.81	1,398.79	18,644.24
Truax	16,996.94	3,682.28	537.27	1,143.97	233.20	32.54	126.31	50.64	4,223.99	27,047.14
Turner Valley	9,584.63	3,807.00	406.92	1,737.62	128.94	178.22	106.12	413.50	3,179.94	18,442.89
Two Hills	18,618.52	3,735.82	890.22	3,167.53	4,381.98	33.76	127.53	52.62	3,953.72	29,493.76
Vauxhall	9,217.93	4,577.71	356.04	3,945.86	97.90	172.17	118.58	655.80	2,604.32	19,726.20
Vegreville	27,793.50	4,674.56	1,332.75	2,091.08	122.14	43.78	134.85	90.21	10,301.08	46,777.60
Vermilion	19,348.62	1,388.10	830.99	1,641.69	63.70	43.78	134.85	87.96	6,379.58	29,919.27
Viking	9,806.80	3,702.24	395.98	902.45	63.70	131.90	114.20	435.45	2,949.26	18,301.98
Vilna	9,009.79	2,371.42	376.92	841.71	155.40	179.25	111.07	295.89	2,798.92	16,140.37
Vulcan	18,851.71	3,081.74	564.01	2,067.55	168.95	36.59	171.12	180.66	4,426.48	29,554.81
Wainwright	26,899.29	2,965.37	1,179.15	3,376.29	167.31	140.14	157.59	84.08	8,356.11	43,415.33
Waterton Park	8,269.32	3,393.42	314.92	1,474.72	185.20	190.18	183.04	1,530.72	2,384.77	18,628.29
Westlock	43,953.39	5,269.90	1,812.46	2,273.78	229.79	183.80	193.92	105.37	13,995.12	63,011.63
Whitely	16,990.66	3,115.08	981.03	1,923.92	100.80	180.88	149.31	82.92	7,715.90	39,086.26
Willington	24,901.66	3,115.08	521.71	916.77	63.70	29.73	98.77	37.29	3,686.75	25,460.46
	\$6,361,160.81	\$1,235,214.03	\$ 374,625.56	\$ 297,486.42	\$ 208,458.13	\$ 82,591.81	\$ 30,860.08	\$ 61,969.76	\$2,875,217.14	\$11,527,583.74



GOVERNMENT OF THE PROVINCE OF ALBERTA  
ALBERTA LIQUOR CONTROL BOARD  
STATEMENT OF ADMINISTRATION AND GENERAL,  
AND WAREHOUSE EXPENSE  
FOR THE YEAR ENDED MARCH 31, 1972

ADMINISTRATION AND GENERAL EXPENSE

Salaries .....	\$ 859,060.86
Pension contributions .....	390,992.20
Equipment rentals .....	129,240.24
Group insurance .....	75,896.53
Medical and hospital insurance .....	71,530.53
Property expense, rent and business taxes .....	57,840.91
Identification cards, cameras and supplies .....	43,976.41
Printing, stationery and supplies .....	41,579.89
Travelling .....	33,200.53
Postage .....	18,114.26
Depreciation, furniture and equipment .....	15,454.94
Staff transfer moving expense .....	15,065.73
Housing subsidies .....	14,458.43
Stock destroyed .....	13,565.24
Telegraph and telephone .....	12,657.92
Dues and subscriptions .....	10,998.47
Unemployment insurance .....	8,486.59
Staff training .....	8,282.53
Audit fee .....	8,200.00
Cafeteria expense .....	5,181.36
Analysis .....	4,995.09
Light, water and fuel .....	4,836.87
Insurance .....	3,525.15
Maintenance of equipment .....	2,908.32
Legal fees .....	690.10
Miscellaneous .....	33,054.66

\$ 1,883,793.76

Deduct: 5% transferred to license expense .....

94,189.69

\$ 1,789,604.07

WAREHOUSE EXPENSE

Salaries .....	\$ 654,920.73
Property expense, rent and business taxes .....	316,141.67
Light, water and fuel .....	44,543.05
Depreciation, furniture and equipment .....	20,571.84
Maintenance of equipment .....	16,959.95
Maintenance and janitor supplies .....	6,065.90
Supplies .....	5,951.66
Telegraph, telephone and postage .....	5,442.16
Customs locker fees .....	5,169.00
Insurance .....	4,556.86
Breakage .....	2,689.66
Freight, cartage and express .....	643.90
Equipment rental .....	27.00
Miscellaneous .....	1,929.69

1,085,613.07

\$ 2,875,217.14

GOVERNMENT OF THE PROVINCE OF ALBERTA  
ALBERTA LIQUOR CONTROL BOARD  
STATEMENT OF LICENSE EXPENSE  
FOR THE YEAR ENDED MARCH 31, 1972

Salaries .....	\$ 373,593.30
Travelling .....	56,962.38
Printing, stationery and supplies .....	9,980.97
Property expense and rent .....	8,396.96
Telegraph, telephone and postage .....	5,057.89
Depreciation, furniture and equipment .....	4,704.85
Staff transfer moving expense .....	3,236.38
Staff training .....	1,667.99
Maintenance of equipment .....	597.81
Insurance .....	38.29
Miscellaneous .....	1,524.52
	<hr/>
Add: 5% of administration and general expense .....	\$ 465,761.34
	94,189.69
	<hr/>
	\$ 559,951.03
	<hr/>

GOVERNMENT OF THE PROVINCE OF ALBERTA  
ALBERTA LIQUOR CONTROL BOARD  
NOTES TO THE FINANCIAL STATEMENTS  
MARCH 31, 1972

- NOTE 1 Inventories include goods on consignment amounting to \$1,363,583.82, the corresponding liability being included with accounts payable.
- NOTE 2 The following items are not reflected in the Balance Sheet:
- (A) A contingent liability in respect of non-contributory pensions which may be awarded upon employees reaching retirement age and in respect of contributions under The Public Service Pension Act for employees' first year of service.
  - (B) Commitments in respect of uncompleted building contracts in the amount of \$24,815.48.





GOVERNMENT OF THE PROVINCE OF ALBERTA  
TREASURY BRANCHES DEPOSITS FUND  
BALANCE SHEET AS AT MARCH 31, 1972

ASSETS

Cash:		
Currency on hand at branches and agencies .....	\$ 2,019,747.75	
Balance on deposit with chartered bank .....	51,623,454.78	
Cash items in transit .....	36,684,012.67	
		\$ 90,327,215.20
Accounts receivable:		
Government departments, net .....	\$ 152,418.07	
Other .....	2,197.32	
		154,615.39
Loans and advances, less provision for losses .....		138,347,715.31
Investments at amortized cost (Note 1) .....		63,912,754.84
Accrued interest .....		1,331,955.01
Prepaid expenses .....		98,598.74
Automobiles and equipment, at cost less accumulated depreciation .....		551,444.31
Trust assets under administration, per contra .....		8,485,548.88
Customers' liability under guarantees and letters of credit, per contra .....		634,030.68
		<u>\$303,843,878.36</u>

LIABILITIES

Liabilities to the public:		
Accounts payable .....	\$ 67,567.32	
Drafts and money orders outstanding .....	6,210,495.07	
Deposits not bearing interest .....	70,977,201.07	
Deposits bearing interest, including interest accrued .....	191,185,949.97	
		\$268,441,213.43
Liabilities to the Province of Alberta, including Crown Corporations, Boards, Commissions and other agencies:		
Revenue and trust deposits, including accrued interest .....	\$ 23,719,279.96	
Revenue due to Provincial Treasurer .....	921,889.50	
		24,641,169.46
Deferred credits:		
Unearned interest .....	\$ 21,156.96	
Interest contingent .....	780,484.01	
		801,640.97
Insurance reserve .....		178,970.57
Trust liabilities, per contra .....		8,485,548.88
Guarantees and letters of credit, per contra .....		634,030.68
Surplus:		
Contributed surplus, arising through appropriations of the Provincial Treasurer for:		
Contingent liabilities fund .....	\$ 492,000.00	
Earned surplus:		
As at March 31, 1971 .....	\$ 8,541,979.24	
Add: Surplus for the year ended March 31, 1972 .....	1,000,000.00	
		9,541,979.24
		\$ 10,033,979.24
Deduct: Remittances to the Provincial Treasurer in excess of appropriations for maintenance and operations .....	\$ 8,450,785.37	
Add: Under-remittances of revenue .....	921,889.50	
		9,372,674.87
		661,304.37
		<u>\$303,843,878.36</u>

The accompanying notes are part of these financial statements.

STATEMENT No. 207—*Continued*

Edmonton, Alberta, August 8, 1972

I have examined the Balance Sheet of the Treasury Branches Deposits Fund as at March 31, 1972, and the Statement of Revenue and Expenditure for the year then ended. My examination included a general review of the accounting procedures and such tests of accounting records and other supporting evidence as I considered necessary in the circumstances.

The branch balance sheets as at March 31, 1972, certified by branch managers, were examined and consolidated with Head Office records. Transactions applicable to the year reported after preparation of branch statements are not reflected in the accounts.

Subject to the above, in my opinion these financial statements present fairly the financial position of the Treasury Branches Deposits Fund as at March 31, 1972, and the results of its operations for the year then ended, in accordance with generally accepted accounting principles applied, except for inclusion of employee benefit costs as referred to in Note 3 to the financial statements, on a basis consistent with that of the preceding year.

C. K. HUCKVALE, F.C.A.,  
*Provincial Auditor*

GOVERNMENT OF THE PROVINCE OF ALBERTA  
TREASURY BRANCHES DEPOSITS FUND  
STATEMENT OF REVENUE AND EXPENDITURE  
FOR THE YEAR ENDED MARCH 31, 1972

REVENUE

Interest earnings on:		
Loans and advances .....	\$ 10,582,938.95	
Bonds and debentures .....	3,813,241.56	
Bank balances, net .....	2,533,189.49	
		\$ 16,929,370.00
Commission and exchange earnings .....		1,814,559.54
Rental income from improved real property .....		52,574.82
Sundry .....		9,795.47
		<u>\$ 18,806,299.83</u>

EXPENDITURE

Interest on savings and term deposits .....	\$ 10,066,784.39
Salaries .....	4,201,206.33
Rental of premises .....	513,917.39
Employee benefits (Note 3) .....	223,896.22
Advertising and publicity .....	156,105.26
Printing, stationery and office supplies .....	140,179.72
Agents' commissions .....	120,046.15
Postage, telephone and telegraph .....	90,928.96
Depreciation of office equipment .....	80,077.19
Travelling .....	75,220.82
Rentals, office machines and cheque clearing equipment .....	74,477.45
Freight and express .....	53,741.94
Repairs and services .....	44,567.87
Insurance .....	44,531.24
Grants in lieu of taxes .....	33,820.91
Depreciation of improved real property .....	20,896.94
Clearing house fees .....	18,750.00
Expenses of improved real property .....	18,199.02
Fees .....	17,555.68
Sundry .....	18,537.96
	<u>\$ 16,013,441.44</u>
Excess of revenue over expenditure before provision for losses re	
loans and advances .....	\$ 2,792,858.39
Deduct: Provision for losses re loans and advances .....	1,792,858.39
Surplus for the year ended March 31, 1972 .....	<u>\$ 1,000,000.00</u>

GOVERNMENT OF THE PROVINCE OF ALBERTA  
TREASURY BRANCHES DEPOSITS FUND  
NOTES TO THE FINANCIAL STATEMENTS

MARCH 31, 1972

NOTE 1 Investments are summarized hereunder:

	Approximate Market Value	Par Value	Amortized Value
Bonds and debentures:			
*Government of Canada .....	\$ 11,447,000.00	\$ 14,222,000.00	\$ 14,184,094.21
Province of Alberta, guaranteed .....	18,672,160.00	19,350,000.00	19,312,774.73
Hospitals .....	13,450,457.00	16,144,147.36	16,144,147.36
School districts .....	400,551.00	514,950.00	512,633.25
Cities, towns and counties .....	375,004.00	422,386.67	422,207.00
Commercial corporations .....	12,256,457.00	12,933,000.00	12,929,956.20
	<u>\$ 56,601,629.00</u>	<u>\$ 63,586,484.03</u>	<u>\$ 63,505,812.75</u>
Assigned agreement .....	29,447.50	29,447.50	29,447.50
Improved real property, at cost less accumulated depreciation .....			377,494.59
	<u>\$ 56,631,076.50</u>	<u>\$ 63,615,931.53</u>	<u>\$ 63,912,754.84</u>

\*Includes bonds of a par value of \$492,000.00 held for the Contingent Liabilities Fund, \$30,000.00 for the Insurance Reserve and \$3,000,000.00 lodged with the Bank of Canada as security for unregistered Canada Savings Bonds which are held by the Treasury Branches from time to time.

NOTE 2 Prior to March 31, 1970, expenditures for operation of the Treasury Branches were charged to the General Revenue Fund of the Province, with the exception of an amount of \$480,738.68, representing consumers' bonus for the months of February, 1941 to April, 1945, inclusive and the required provision for losses re loans and advances. The former may be financed from the Fund for contingent liabilities while the latter has been provided from revenues of the Treasury Branches under authority of Ministerial Order dated March 1, 1960.

NOTE 3 In prior years employee benefits were paid by the Province of Alberta.

GOVERNMENT OF THE PROVINCE OF ALBERTA  
RETIREMENT ANNUITIES FUND  
BALANCE SHEET AS AT MARCH 31, 1972

ASSETS

Cash in treasury branch .....		\$ 13,758.69
Investments, at amortized cost: (approximate market value \$174,600.00)		
Government of Canada, direct and guaranteed, par value \$97,500.00 .....	\$ 97,424.69	
Provincial issues, direct and guaranteed, par value \$105,000.00 .....	104,975.71	
		202,400.40
Accrued interest .....		933.59
		<u>\$ 217,092.68</u>

LIABILITIES

Retirement annuities:		
Purchasers' deposits on contracts .....	\$ 32,996.25	
Annuity reserve .....	156,758.46	
		\$ 189,754.71
Surplus:		
As at March 31, 1971 .....	\$ 26,476.51	
Add: Earnings from investments for the year ended March 31, 1972 .....	7,661.78	
		\$ 34,138.29
Deduct: Interest credited to retirement annuities .....	6,800.32	
		27,337.97
		<u>\$ 217,092.68</u>

Edmonton, Alberta, May 15, 1972

I have examined the Balance Sheet of the Retirement Annuities Fund as at March 31, 1972, and the Statement of Operations for the year then ended. My examination included a general review of the accounting procedures and such tests of accounting records and other supporting evidence as I considered necessary in the circumstances.

In my opinion these financial statements present fairly the financial position of the Fund as at March 31, 1972, and the results of its operations for the year then ended, in accordance with generally accepted accounting principles applied on a basis consistent with that of the preceding year.

C. K. HUCKVALE, F.C.A.,  
Provincial Auditor



## GOVERNMENT OF THE PROVINCE OF ALBERTA

STATEMENT No. 210

## RETIREMENT ANNUITIES FUND

## STATEMENT OF OPERATIONS

FOR THE YEAR ENDED MARCH 31, 1972

	Purchasers' Deposits	Annuity Reserve	Total
Balance as at March 31, 1971 .....	\$ 31,880.49	\$181,463.45	\$213,343.94
Add: Interest credited, as provided by The Retirement Annuities Act .....	1,115.76	5,684.56	6,800.32
	<u>\$ 32,996.25</u>	<u>\$187,148.01</u>	<u>\$220,144.26</u>
Deduct: Annuity payments .....		30,389.55	30,389.55
Balance as at March 31, 1972 .....	<u>\$ 32,996.25</u>	<u>\$156,758.46</u>	<u>\$189,754.71</u>

## GOVERNMENT OF THE PROVINCE OF ALBERTA

## QUEEN'S PRINTER'S ADVANCE

## BALANCE SHEET AS AT MARCH 31, 1972

## ASSETS

Accounts receivable .....		\$	995,611.38	
Stock on hand, at cost .....			325,596.45	
Prepaid expenses .....			22,858.30	
Equipment:				
Office and general, at cost .....	\$	32,714.12		
Printing and mimeographing, at cost .....		285,228.73		
Office machine services, at cost .....		83,191.85		
	\$	401,134.70		
Less: Accumulated depreciation .....		170,122.78		
				231,011.92
Deficit:				
Surplus as at March 31, 1971 .....	\$	16,181.49		
Deduct: Adjustments applicable to previous years, net .....		123.56		
	\$	16,057.93		
Deduct: Remitted to Provincial Treasurer .....		16,181.49		
	\$	123.56		
Add: Net loss for the year ended March 31, 1972 .....		21,633.03		
				21,756.59
			\$	1,596,834.64

## LIABILITIES

Accounts payable .....	\$	440,373.68
Sales tax payable .....		8,875.92
Provincial Treasurer's Advance .....		1,147,585.04
	\$	1,596,834.64

Edmonton, Alberta, July 14, 1972

I have examined the Balance Sheet of the Queen's Printer's Advance as at March 31, 1972, and the Statement of Operations for the year then ended. My examination included a general review of the accounting procedures and such tests of accounting records and other supporting evidence as I considered necessary in the circumstances.

In my opinion these financial statements present fairly the financial position of the Queen's Printer's Advance as at March 31, 1972, and the results of its operations for the year then ended, in accordance with generally accepted accounting principles applied on a basis consistent with that of the preceding year.

C. K. HUCKVALE, F.C.A.,  
Provincial Auditor

STATEMENT No. 212

## GOVERNMENT OF THE PROVINCE OF ALBERTA

## QUEEN'S PRINTER'S ADVANCE

## STATEMENT OF OPERATIONS

FOR THE YEAR ENDED MARCH 31, 1972

Sales:		
Printing, stationery and office supplies .....		\$ 3,655,674.04
Acts .....		60,277.75

\$ 3,715,951.79  
3,512,722.80

Less: Cost of goods sold .....

Gross profit on sales .....

\$ 203,228.99

Subsidiary services:

	Printing and Mimeographing	Office Machine Services
Revenue .....	\$ 445,494.20	\$ 158,607.42
Less: Direct cost of services:		
Salaries and wages .....	\$ 276,407.79	\$ 86,026.38
Materials used .....	145,559.51	49,780.56
Travelling .....	320.86	5,099.12
Spoilage .....	551.73	
Freight, express and cartage .....		740.05
Depreciation on equipment .....	25,491.26	8,970.67
Profit or loss on disposal of equipment, net .....	880.64	975.38

\$ 447,450.51 \$ 149,641.40

\$ 1,956.31 \$ 8,966.02

7,009.71

Sundry revenue .....

184.29

Gross profit .....

\$ 210,422.99

Less: General expenses:

Salaries and wages .....	\$ 177,035.54
Freight, express and cartage .....	19,828.88
Printing, stationery and office supplies .....	17,025.79
Telephone, telegraph and postage .....	12,781.40
Depreciation on office equipment .....	2,557.15
Travelling .....	2,412.66
Miscellaneous .....	414.60

232,056.02

Net loss for the year ended March 31, 1972 .....

\$ 21,663.03

## COST OF GOODS SOLD

Inventory, March 31, 1971 .....

\$ 190,496.06

Add: Purchases:

Printing, stationery and office supplies .....	\$ 3,579,387.13
Acts .....	50,958.82

3,630,345.95

\$ 3,820,842.01

Less: Inventory, March 31, 1972 .....

308,119.21

\$ 3,512,722.80

## GOVERNMENT OF THE PROVINCE OF ALBERTA

## ALBERTA INVESTMENT FUND

## BALANCE SHEET AS AT DECEMBER 31, 1971

## ASSETS

Accrued interest receivable .....	\$	1,234.37	
Investments, at cost (approximate market value \$67,700.00) .....		78,210.00	
Office equipment, nominal value .....		1.00	
Deficit:			
As at December 31, 1970 .....	\$	127,588.64	
Add: Loss for the year ended December 31, 1971 .....		60,468.54	
		<u>188,057.18</u>	
	\$	<u>267,502.55</u>	

## LIABILITIES

Treasury branch overdraft, including accrued interest .....	\$	157,353.89	
Accounts payable:			
Province of Alberta (Note 1) .....		65,422.60	
Accrued dividends (Notes 2 and 3) .....		578.81	
Unclaimed dividends .....		47.25	
Investment certificates, redeemable on demand (Note 4) .....		44,100.00	
	\$	<u>267,502.55</u>	

The accompanying notes are part of these financial statements.

Edmonton, Alberta, January 26, 1972

I have examined the Balance Sheet of the Alberta Investment Fund as at December 31, 1971, and the Statement of Revenue and Expenditure for the year then ended. My examination included a general review of the accounting procedures and such tests of accounting records and other supporting evidence as I considered necessary in the circumstances.

In my opinion, these financial statements present fairly the financial position of the Fund as at December 31, 1971, and the results of its operations for the year then ended, in accordance with generally accepted accounting principles applied on a basis consistent with that of the preceding year.

C. K. HUCKVALE, F.C.A.,  
Provincial Auditor

GOVERNMENT OF THE PROVINCE OF ALBERTA  
ALBERTA INVESTMENT FUND  
STATEMENT OF REVENUE AND EXPENDITURE  
FOR THE YEAR ENDED DECEMBER 31, 1971

REVENUE

Earnings from investments .....	\$	6,630.87
---------------------------------	----	----------

EXPENDITURE

Loss on disposal of investments .....	\$	53,180.00
Overdraft interest .....		12,223.23
Guaranteed minimum dividends on investment certificates (Note 2) .....		1,696.18
		67,099.41
Loss for the year ended December 31, 1971 .....	\$	60,468.54

GOVERNMENT OF THE PROVINCE OF ALBERTA  
ALBERTA INVESTMENT FUND  
NOTES TO THE FINANCIAL STATEMENTS

DECEMBER 31, 1971

- Note 1 Accounts payable represent expenditures which were paid from the General Revenue Fund of the Province and which are recoverable from the operations of the Alberta Investment Fund.
- Note 2 Dividends are payable in the amount determined by the Board of Directors on February 15 and August 15 in each year to holders of investment certificates of the Fund registered on the books of the Fund on January 25 and July 25 in each year. Dividends at the rate of three and one-half percent per annum were paid on February 15 and August 15, 1971.
- Note 3 Under Section 4(5) of The Alberta Investment Fund Act, the Province of Alberta guarantees the payment of a minimum dividend at an annual rate of three and one-half per cent.
- Note 4 The Province of Alberta guarantees the repayment of the face value of investment certificates to the registered owners on any dividend date following the expiration of ten years after the end of the calendar year in which the certificates were issued.

GOVERNMENT OF THE PROVINCE OF ALBERTA  
ALBERTA MUNICIPAL FINANCING CORPORATION  
BALANCE SHEET AS AT DECEMBER 31, 1971

ASSETS

Short term deposits .....		\$ 22,900,000.00
Investments, at amortized cost (Note 1) .....		12,156,693.93
Accrued interest receivable .....		24,088,011.76
Loans to cities, towns, villages and municipalities .....		821,852,852.51
Office equipment, at nominal value .....		1.00
Deferred charges:		
Unamortized debenture discount .....	\$ 5,164,617.25	
Unamortized discount on short term notes .....	222,782.98	
		<u>5,387,400.23</u>
		<u>\$886,384,959.43</u>

LIABILITIES

Matured debentures and coupons .....	\$ 1,223,008.05	
Less: Cash provided for redemption .....	1,223,008.05	
		<u></u>
Bank overdraft .....		\$ 201,115.41
Accounts payable .....		64,343.02
Accrued interest payable .....		7,872,143.75
Short term notes payable (Notes 2 and 3) .....	\$ 39,000,000.00	
Deduct: Sinking fund assets (Note 4) .....	3,049,109.74	
		<u>35,950,890.26</u>
Debtenture debt, Statement No. 217 (Notes 3 and 5) .....	\$906,518,000.00	
Deduct: Sinking fund assets (Note 4) .....	81,474,737.76	
		<u>825,043,262.24</u>
Deferred credits:		
Unamortized exchange, net, on United States funds .....		698,772.98
Share capital: (Note 6)		
Common shares: (all shares have a par value of \$10.00)		
Authorized	Issued and fully paid	
3,000	3,000	class A
1,000	911	class B
500	419	class C
500	294	class D
		<u>2,940.00</u>
5,000	4,624	
		<u>46,240.00</u>
Accumulated surplus:		
As at December 31, 1970 .....	\$ 11,727,036.34	
Add: Surplus for the year ended December 31, 1971 .....	4,781,155.43	
		<u>16,508,191.77</u>
		<u>\$886,384,959.43</u>

The accompanying notes are part of these financial statements.

Edmonton, Alberta, March 2, 1972

I have examined the Balance Sheet and Statement of Net Debtenture Debt of the Alberta Municipal Financing Corporation as at December 31, 1971, and the Statement of Revenue and Expenditure for the year then ended. My examination included a general review of the accounting procedures and such tests of accounting records and other supporting evidence as I considered necessary in the circumstances.

In my opinion these financial statements present fairly the financial position of the Corporation as at December 31, 1971, and the results of its operations for the year then ended, in accordance with generally accepted accounting principles applied on a basis consistent with that of the preceeding year.

C. K. HUCKVALE, F.C.A.,  
Provincial Auditor



STATEMENT No. 216

GOVERNMENT OF THE PROVINCE OF ALBERTA  
ALBERTA MUNICIPAL FINANCING CORPORATION  
STATEMENT OF REVENUE AND EXPENDITURE  
FOR THE YEAR ENDED DECEMBER 31, 1971

## REVENUE

Interest on loans to cities, towns, villages and municipalities .....	\$ 52,441,262.09
Sinking fund earnings .....	5,054,992.68
Interest on investments .....	4,087,162.21
Amortization of exchange, net, on United States funds .....	47,310.08
Bank interest, net .....	4,385.03
	<u>\$ 61,635,112.09</u>

## EXPENDITURE

Interest on debentures .....	\$ 54,318,959.47
Amortization of discount on short term notes .....	1,867,314.02
	<u>\$ 56,186,273.49</u>
Amortization of debenture discount .....	459,909.23
Exchange, net, on United States funds .....	153,933.22
Administration expense .....	20,000.00
Debt service charges .....	16,390.66
Debenture and short term note issue expense .....	11,130.70
Directors' and officers' fees and expenses .....	3,436.85
Printing, stationery and office supplies .....	2,882.51
	<u>\$ 56,853,956.66</u>
Surplus for the year ended December 31, 1971 .....	<u>\$ 4,781,155.43</u>

GOVERNMENT OF THE PROVINCE OF ALBERTA  
ALBERTA MUNICIPAL FINANCING CORPORATION  
STATEMENT OF NET DEBTENTURE DEBT

AS AT DECEMBER 31, 1971

Date of Issue	Maturity Date	Interest Rate	Currency	Original Issue	Amount Outstanding (A)	Deduct: Sinking Fund Assets	Net Debtenture Debt
July 2, 1957	Demand	4 %	Canadian	\$ 30,000,000.00	\$ 17,000,000.00	\$ 625,375.75	\$ 17,000,000.00
(B) November 1, 1969	November 1, 1974	8	Canadian	15,000,000.00	14,374,624.25	7,044,641.28	14,374,624.25
December 1, 1960	December 1, 1980	5 1/4	Canadian	12,000,000.00	12,000,000.00	4,955,358.72	7,044,641.28
April 1, 1961	April 1, 1983	5 1/2	Canadian	21,000,000.00	21,000,000.00	7,289,004.67	13,710,995.33
December 1, 1961	December 1, 1983	5 1/4	Canadian	20,000,000.00	20,000,000.00	6,781,977.49	13,218,022.51
April 16, 1962	April 16, 1984	5 1/4	Canadian	15,000,000.00	15,000,000.00	4,480,132.61	10,519,867.39
May 15, 1959	May 15, 1984	4 1/4	United States	50,000,000.00	33,722,000.00	5,465,308.01	33,722,000.00
June 1, 1964	June 1, 1984	5 1/2	Canadian	25,000,000.00	25,000,000.00	5,465,308.01	19,534,691.99
December 15, 1959	December 15, 1984	5	United States	20,000,000.00	13,615,000.00	5,054,833.94	13,615,000.00
May 15, 1963	May 15, 1985	5 1/4	Canadian	20,000,000.00	20,000,000.00	5,054,833.94	14,945,166.06
June 15, 1960	June 15, 1985	4 7/8	United States	30,000,000.00	21,433,000.00	4,106,867.54	21,433,000.00
December 1, 1965	December 1, 1985	5 1/2	Canadian	25,000,000.00	25,000,000.00	6,026,049.21	20,893,132.46
November 1, 1963	November 1, 1986	5 1/2	Canadian	25,000,000.00	25,000,000.00	5,299,103.13	18,973,950.79
December 1, 1966	December 1, 1986	5.44	Canadian	40,764,000.00	40,764,000.00	4,058,452.05	35,464,896.87
June 15, 1965	June 15, 1987	5 1/4	Canadian	55,194,000.00	25,000,000.00	4,987,813.14	20,941,547.95
December 1, 1967	November 1, 1987	5.57	Canadian	25,000,000.00	19,636,000.00	4,266,450.22	50,206,186.86
November 15, 1962	November 15, 1987	5	United States	25,000,000.00	19,636,000.00	4,266,450.22	19,636,000.00
December 2, 1968	November 4, 1988	6.56	Canadian	65,019,000.00	65,019,000.00	3,240,718.17	60,752,549.78
December 1, 1969	November 3, 1989	7.32	Canadian	76,618,000.00	76,618,000.00	3,010,630.93	73,377,281.83
November 15, 1966	November 15, 1989	6 1/4	Canadian	25,000,000.00	25,000,000.00	21,989,369.07	21,989,369.07
December 15, 1964	December 15, 1989	4 %	United States	25,000,000.00	21,023,000.00	21,023,000.00	21,023,000.00
June 1, 1970	June 1, 1990	8 %	Canadian	28,000,000.00	28,000,000.00	580,293.97	27,419,706.03
December 1, 1970	November 2, 1990	8.06	Canadian	78,282,000.00	78,282,000.00	1,598,736.92	76,683,263.08
June 15, 1966	June 15, 1991	5 3/4	Canadian	25,000,000.00	25,000,000.00	2,983,580.74	22,016,419.26
December 1, 1971	November 1, 1991	7.18	Canadian	92,130,000.00	92,130,000.00	92,130,000.00	92,130,000.00
December 1, 1971	December 1, 1991	6.93	Canadian	4,082,000.00	4,082,000.00	3,204,969.95	31,795,030.05
May 15, 1967	May 15, 1992	6	Canadian	35,000,000.00	35,000,000.00	1,663,019.52	33,336,980.48
March 15, 1968	March 15, 1993	7 1/4	Canadian	25,000,000.00	25,000,000.00	1,796,061.08	23,203,938.92
June 3, 1968	March 15, 1993	7 1/4	Canadian	27,000,000.00	27,000,000.00	1,796,061.08	25,203,938.92
				\$960,089,000.00	\$906,518,000.00	\$ 81,474,737.76	\$825,043,262.24

(A) See Note 3 to the Financial Statements.

(B) See Note 7 to the Financial Statements.

GOVERNMENT OF THE PROVINCE OF ALBERTA  
ALBERTA MUNICIPAL FINANCING CORPORATION  
NOTES TO THE FINANCIAL STATEMENTS

DECEMBER 31, 1971

Note 1 Investments of the Corporation are summarized hereunder:

Particulars	Par Value	Amortized Cost
Province of Alberta debentures .....	\$ 6,525,000.00	\$ 6,722,819.05
Debentures guaranteed by Province of Alberta:		
Alberta Municipal Financing Corporation .....	\$ 5,031,000.00	\$ 3,752,803.51
The Alberta Universities Commission .....	1,819,000.00	1,659,322.50
Alberta Government Telephones Commission .....	26,500.00	21,748.87
	<u>\$ 6,876,500.00</u>	<u>\$ 5,433,874.88</u>
	<u>\$ 13,401,500.00</u>	<u>\$ 12,156,693.93</u>

Note 2 Short term notes payable mature in thirteen equal instalments between January 5, 1972, and March 29, 1972.

Note 3 Short term notes payable and the debenture debt of the Corporation are fully guaranteed by the Government of the Province of Alberta. Issues repayable in United States currency are recorded on the basis that a United States dollar equals a Canadian dollar.

Note 4 Sinking fund assets consist of the following:

	Par Value	Amortized Cost
Debentures:		
Province of Alberta .....	\$ 3,834,000.00	\$ 4,000,993.11
Guaranteed by Province of Alberta:		
Alberta Municipal Financing Corporation .....	86,807,000.00	77,810,724.51
Alberta Government Telephones Commission .....	1,875,300.00	1,702,055.56
The Alberta Universities Commission .....	173,000.00	171,838.11
	<u>\$ 92,689,300.00</u>	<u>\$ 83,685,611.29</u>
Accrued interest receivable .....		836,935.75
Cash in bank .....		1,300.46
		<u>\$ 84,523,847.50</u>
Sinking fund assets relate to:		
Short term notes payable .....	\$ 3,049,109.74	
Debenture debt .....	<u>81,474,737.76</u>	
		<u>\$ 84,523,847.50</u>

Note 5 The payments required to meet sinking fund and debenture redemption provisions during each of the next five years are as follows:

	Sinking Fund	Debenture Redemption	Total
1972	\$15,520,140.00	\$ 7,411,000.00	\$ 22,931,140.00
1973	15,601,780.00	7,670,000.00	23,271,780.00
1974	15,601,780.00	7,944,000.00	23,545,780.00
1975	15,601,780.00	8,233,000.00	23,834,780.00
1976	15,601,780.00	8,534,000.00	24,135,780.00
	<u>\$77,927,260.00</u>	<u>\$39,792,000.00</u>	<u>\$117,719,260.00</u>

Note 6 The issue of shares is restricted as follows:

- Class A—to the Provincial Treasurer
  - Class B—to municipalities
  - Class C—to cities
  - Class D—to towns and villages
- 14 Class B shares were issued and 2 were redeemed during the year.

Note 7 The \$15,000,000.00 November 1, 1969 debenture issue is exchangeable at the option of the holder on or before May 1, 1974 for 8% debentures due November 1, 1989.

GOVERNMENT OF THE PROVINCE OF ALBERTA  
ALBERTA RESOURCES RAILWAY CORPORATION  
BALANCE SHEET AS AT DECEMBER 31, 1971

## ASSETS

Cash in bank .....		\$	29,296.53	
Short term deposit .....				900,000.00
Accrued interest receivable:				
Bank and short term deposit .....	\$	1,680.05		
Advances (Note 2) .....		24,695,408.50		
				24,697,088.55
Land, at cost (Note 3) .....				123,757.34
Railway, at cost (Note 4) .....				96,832,230.49
Deferred charges:				
Unamortized debenture discount .....				237,065.52
Deficit:				
Deficit as at December 31, 1970 .....	\$	3,596,265.12		
Add: Adjustment applicable to previous years .....		39,399.33		
	\$	3,635,664.45		
Deficit for the year ended December 31, 1971 .....		2,070,100.18		
				5,705,764.63
				<u>\$128,525,203.06</u>

## LIABILITIES

Matured coupons .....	\$	114,202.35		
Less: Cash provided for redemption .....		114,202.35		
Accounts payable:				
Province of Alberta (Note 5) .....			\$	17,128,910.59
Accrued interest payable:				
Advances from the Province of Alberta .....	\$	5,817,637.08		
Debenture debt .....		2,888,116.43		
				8,705,753.51
Reserve for interest reduction under purchase option (Note 1) .....				3,093,228.00
Long term debt:				
Debenture debt, Statement No. 220 (Note 6) .....	\$	95,000,000.00		
Advances from the Province of Alberta .....		4,597,310.96		
				99,597,310.96
				<u>\$128,525,203.06</u>

The accompanying notes are part of these financial statements.

Edmonton, Alberta, March 21, 1972

I have examined the Balance Sheet and the Statement of Debenture Debt of the Alberta Resources Railway Corporation as at December 31, 1971, and the Statement of Revenue and Expenditure for the year then ended. My examination included a general review of the accounting procedures and such tests of accounting records and other supporting evidence as I considered necessary in the circumstances.

In my opinion these financial statements present fairly the financial position of the Corporation as at December 31, 1971, and the results of its operations for the year then ended, in accordance with generally accepted accounting principles applied on a basis consistent with that of the preceding year.

C. K. HUCKVALE, F.C.A.,  
Provincial Auditor

STATEMENT No. 219

GOVERNMENT OF THE PROVINCE OF ALBERTA  
ALBERTA RESOURCES RAILWAY CORPORATION  
STATEMENT OF REVENUE AND EXPENDITURE  
FOR THE YEAR ENDED DECEMBER 31, 1971

## REVENUE

Interest earned on capital investment .....	\$ 5,353,290.45
Profit on disposal of land .....	52,800.98
Miscellaneous .....	5,541.40

---

\$ 5,411,632.83

## EXPENDITURE

Interest expense on capital borrowings, net .....	\$ 7,354,325.74
Amortization of debenture discount .....	118,000.00
Debt service charges .....	4,633.30
Professional fees .....	2,000.00
Directors' fees and expenses .....	1,914.06
Land registration fees .....	601.50
Advertising .....	172.76
Office expense .....	85.65

---

7,481,733.01

---

Deficit for the year ended December 31, 1971 .....	\$ 2,070,100.18
--	-----------------

---

STATEMENT No. 220

GOVERNMENT OF THE PROVINCE OF ALBERTA  
ALBERTA RESOURCES RAILWAY CORPORATION  
STATEMENT OF DEBENTURE DEBT  
AS AT DECEMBER 31, 1971

Date of Issue	Maturity Date	Currency	Interest Rate	Amount Outstanding
July 17, 1967 .....	July 15, 1972 .....	Canadian .....	6½ %	\$ 25,000,000.00
August 1, 1968 .....	August 1, 1973 .....	Canadian .....	7½	25,000,000.00
March 1, 1969 .....	March 1, 1974 .....	Canadian .....	7¾	25,000,000.00
July 31, 1970 .....	July 31, 1975 .....	Canadian .....	8½	20,000,000.00
				<hr/> \$95,000,000.00 <hr/>

GOVERNMENT OF THE PROVINCE OF ALBERTA  
ALBERTA RESOURCES RAILWAY CORPORATION  
NOTES TO THE FINANCIAL STATEMENTS

DECEMBER 31, 1971

- NOTE 1 The Alberta Resources Railway Corporation was established on April 12, 1965, under authority of The Alberta Resources Railway Corporation Act, Chapter 2, Statutes of Alberta, 1965. Under the terms of an agreement, dated October 1, 1965, between the Corporation and the Canadian National Railway Company, the Canadian National Railway Company has completed construction of a railway on behalf of the Corporation. The agreement further provides for the lease of the railway by the Canadian National Railway Company with an option to purchase.
- NOTE 2 Accrued interest receivable on advances represents interest in accordance with Section 3.11(3) of the agreement between the Corporation and the Canadian National Railway Company which is to be recovered from tonnage rental payments. Payments received during the year, \$697,128.28, were credited to the account. A payment of \$83,449.26 received in 1972 but applicable to 1971 is not reflected in the Balance Sheet. The agreement requires that payments be made by the Canadian National Railway Company to the Corporation at a rate of \$1.40 per ton for coal hauled. All tonnage rental payments for coal have been made at a reduced rate of 50c per ton. This reduced rate has not been approved by amendment to the agreement as required by Section 11(5) of The Alberta Resources Railway Corporation Act. Freight volumes have been insufficient to generate tonnage rental payments in amounts sufficient to effect payment of interest receivable on a current basis. No allowance for non-collection of the receivable has been made although collection is doubtful unless there is a substantial increase in freight volumes and/or tonnage rates.
- NOTE 3 Land, at cost consists of land purchases not required for the operation of the railway.
- NOTE 4 Railway, at cost consists of those costs incurred in the construction of the railway chargeable to "capital account" under Section 3.11(1) of the agreement between the Corporation and the Canadian National Railway Company. No depreciation has been included in the accounts of the Corporation.
- NOTE 5 Accounts payable represent expenditures which were paid from the General Revenue Fund of the Province and are to be recovered from the operations of the Corporation.
- NOTE 6 Debentures payable are unconditionally guaranteed as to principal and interest by the Government of the Province of Alberta.



## THE MUNICIPAL LAND LOANS ACT

## STATEMENT OF LOANS

TO MARCH 31, 1972

Cities: Category	Borrower	Purpose of Loan	Term	Interest Rate	Authorized and Loaned	Repayments	Principal Outstanding March 31, 1972
		Controlled streets	20 years	6%	\$ 570,500.00	\$ 67,845.01	\$ 502,654.99
"	"	"	20 "	7 1/2	50,000.00	7,103.80	42,896.20
"	"	"	20 "	7 1/2	99,200.00	10,743.37	88,456.63
"	"	"	20 "	7 1/2	411,450.00	30,724.94	381,125.06
"	"	"	20 "	7 1/2	19,000.00	1,417.44	17,582.56
"	"	"	20 "	7 1/2	170,000.00	12,682.39	157,317.61
"	"	"	20 "	7 1/2	34,000.00	2,536.46	31,463.54
"	"	"	20 "	7 1/2	352,650.00	26,308.47	326,341.53
"	"	"	20 "	7 1/2	105,600.00	5,059.97	100,540.03
"	"	"	20 "	7 1/2	18,000.00	1,417.44	16,582.56
"	"	"	20 "	7 1/2	60,000.00	2,874.97	57,125.03
"	"	"	20 "	8	13,400.00	609.07	12,790.93
"	"	"	20 "	8	45,000.00	2,045.37	42,954.63
"	"	"	20 "	8	9,500.00	431.81	9,068.19
"	"	"	20 "	8	376,300.00	17,103.80	359,196.20
"	"	"	20 "	8 1/2	447,500.00	20,340.03	427,159.97
"	"	"	20 "	8 1/2	478,000.00	20,601.30	457,398.70
"	"	"	20 "	8 1/2	11,000.00	811.81	10,188.19
"	"	"	20 "	8 1/2	1,087,600.00	46,874.45	1,040,725.55
"	"	"	20 "	8 1/2	138,896.25	5,986.28	132,909.97
"	"	"	20 "	8 1/2	211,400.00	4,369.85	207,030.15
"	"	"	20 "	8 1/2	19,000.00	392.75	18,607.25
"	"	"	20 "	8 1/2	1,362,015.00	28,154.17	1,333,860.83
"	"	"	20 "	8 1/2	24,900.00	514.71	24,385.29
"	"	"	20 "	8 1/2	352,285.00	7,282.07	345,002.93
"	"	"	20 "	8 1/2	18,000.00	1,417.44	16,582.56
"	"	"	20 "	7 1/2	1,046,162.50	23,501.75	1,022,660.75
"	"	"	20 "	7 1/2	264,515.00	5,942.26	258,572.74
"	"	"	20 "	7 1/2	278,560.00		278,560.00
"	"	"	20 "	7 1/2	904,800.00		904,800.00
"	"	"	20 "	7 1/2	512,000.00		512,000.00
"	"	"	20 "	7 1/2	1,581,850.00		1,581,850.00
"	"	"	20 "	7 1/2	1,792,700.00		1,662,700.00
"	"	"	20 "	7 1/2	1,792,700.00		1,592,700.00
"	"	"	20 "	7 1/2	369,570.00		339,544.36
"	"	"	20 "	7 1/2	934,380.00	69,706.81	864,673.19
"	"	"	20 "	7 1/2	1,639,000.00	122,273.02	1,516,726.98
"	"	"	20 "	8	2,177,432.00	98,969.94	2,078,462.06
"	"	"	20 "	8	806,687.00	34,767.38	771,919.62
"	"	"	20 "	8 1/2	993,000.00	20,526.27	972,473.73
"	"	"	20 "	8 1/2	2,158,566.00		2,094,536.04
"	"	"	20 "	7 1/2	2,158,566.00	44,209.96	2,158,566.00
"	"	"	20 "	7 1/2	79,500.00	3,613.48	75,886.52
					\$ 25,624,557.75	\$ 1,021,882.10	\$ 24,602,675.65

Certified correct,

C. K. HUCKVALE, F.C.A.,  
Provincial Auditor

GOVERNMENT OF THE PROVINCE OF ALBERTA  
ALBERTA INDUSTRIAL CORPORATION  
BALANCE SHEET AS AT DECEMBER 31, 1971

ASSETS

Current:			
Cash in treasury branch .....	\$	17,111.51	
City of Edmonton debentures, at amortized cost (approximate market value \$248,400.00) .....		249,505.21	
Accrued interest .....		8,333.34	
Accounts receivable .....		187.00	
Mineral titles, leaseholds and miscellaneous assets (Note 1) .....			\$ 275,137.06
Deficit:			1,250,001.00
Surplus as at December 31, 1970 .....	\$	10,907.88	
Deduct:			
Excess of expenditure over revenue for the year ended December 31, 1971 .....		3,220.50	
	\$	7,687.38	
Loss on settlement of advances receivable (Note 2) .....		271,187.33	
			263,499.95
			<u>\$ 1,788,638.01</u>

LIABILITIES

Current:			
Accounts payable .....	\$	1,914.17	
Reserve in respect to option agreement with Brazeau Collieries Limited (Note 3) .....		255,000.00	
Provincial Treasurer:			
Demand debentures .....	\$	990,903.90	
Interest on debentures, due and accrued .....		540,819.94	
			1,531,723.84
			<u>\$ 1,788,638.01</u>

The accompanying notes are part of these financial statements.

Edmonton, Alberta, March 1, 1972

I have examined the Balance Sheet of the Alberta Industrial Corporation as at December 31, 1971, and the Statement of Revenue and Expenditure for the year then ended. My examination included a general review of the accounting procedures and such tests of accounting records and other supporting evidence as I considered necessary in the circumstances.

In my opinion, these financial statements present fairly the financial position of the Corporation as at December 31, 1971, and the results of its operations for the year then ended, in accordance with generally accepted accounting principles applied on a basis consistent with that of the preceding year.

C. K. HUCKVALE, F.C.A.,  
Provincial Auditor

STATEMENT No. 223

GOVERNMENT OF THE PROVINCE OF ALBERTA  
ALBERTA INDUSTRIAL CORPORATION  
STATEMENT OF REVENUE AND EXPENDITURE  
FOR THE YEAR ENDED DECEMBER 31, 1971

## REVENUE

Interest on advances .....	\$	18,480.57	
Earnings from investments .....		8,526.05	
			\$ 27,006.62

## EXPENDITURE

Interest on demand debentures .....	\$	29,727.12	
Honorarium .....		500.00	
			30,227.12
Excess of expenditure over revenue for the year ended December 31, 1971 .....	\$		<u>3,220.50</u>

GOVERNMENT OF THE PROVINCE OF ALBERTA  
ALBERTA INDUSTRIAL CORPORATION  
NOTES TO THE FINANCIAL STATEMENTS

DECEMBER 31, 1971

Note 1 Title to these assets was acquired by Alberta Industrial Corporation from Brazeau Collieries Limited, pursuant to an agreement dated April 15, 1971, in consideration for the settlement of Brazeau's indebtedness to the Corporation. Under the terms of an option agreement, also dated April 15, 1971, Brazeau has the option to purchase the assets, excluding a leasehold on the Nordegg townsite, for the sum of \$1,250,000.00. The Nordegg townsite leasehold has been recorded at a nominal value of \$1.00.

Note 2 This loss resulted from the settlement of the advances receivable in exchange for the mineral titles, leaseholds and miscellaneous assets pursuant to the agreement referred to in Note 1:

Advances receivable, including interest due and accrued less allowance for doubtful accounts, as at June 15, 1971 .....	\$	1,521,188.33
Assets acquired .....		<u>1,250,001.00</u>
Loss on settlement of advances .....	\$	<u>271,187.33</u>

Note 3 This amount represents the payments received and to be applied on the assets' sale price of \$1,250,000.00 if Brazeau exercises its option under the terms of the agreement referred to in Note 1. Should Brazeau terminate or fail to exercise its option \$225,000.00 must be refunded.

STATEMENT No. 224

GOVERNMENT OF THE PROVINCE OF ALBERTA  
STATEMENT OF EXPENDITURE FROM APPROPRIATION No. 2703  
"UNFORESEEN AND UNPROVIDED FOR"  
FOR THE YEAR ENDED MARCH 31, 1972

Costs of hosting a Ministers of Finance meeting held in Jasper, Alberta .....	\$ 8,091.01
Refund of property tax to the Consul of France with respect to their Edmonton Consular Residence .....	1,285.33
Refund of property tax to the British Government with respect to their Edmonton office .....	290.00
Refund of taxes overpaid by Mrs. Eva Steblyk of Mundare, Alberta ..	202.61
Restitution to Horn and Pitfield Foods Limited for a sum paid in error under the Social Development Act .....	110.00
	<u>\$ 9,978.95</u>

Certified correct,  
C. K. HUCKVALE, F.C.A.,  
Provincial Auditor

STATEMENT No. 225

GOVERNMENT OF THE PROVINCE OF ALBERTA  
STATEMENT OF FUNDS RAISED UNDER  
THE FINANCIAL ADMINISTRATION ACT, SEC. 17, CHAP. 142, R.S.A. 1970  
FOR THE YEAR ENDED MARCH 31, 1972

Funds raised during the year:	
Temporary loan—bank overdraft Order-in-Council 1130/68, maximum authority provided .....	<u>\$ 80,000,000.00</u>

Certified correct,  
C. K. HUCKVALE, F.C.A.,  
Provincial Auditor

## GOVERNMENT OF THE PROVINCE OF ALBERTA

## STATEMENT OF REMISSIONS

FOR THE YEAR ENDED MARCH 31, 1972

Under Chapter 142, Section 26, R.S.A., 1970,

The Financial Administration Act:

Oil sands royalty .....	\$ 1,942,065.88	
Fuel oil tax .....	125,786.94	
School Foundation Program Fund .....	67,824.00	
Land titles, clerks of court and sheriffs' fees charged to Government departments .....	65,767.30	
Alberta Income Tax Act .....	26,950.72	
Commissioners for oaths .....	14,200.00	
Land titles fees re hospital districts .....	8,238.10	
The Alberta Hospitals Act .....	7,733.92	
Automobile licenses .....	1,547.00	
Penalties, fines and forfeitures .....	476.25	
Amusements Act .....	150.00	
Notaries public .....	75.00	
		\$ 2,260,815.11

Under Chapter 142, Section 27, R.S.A., 1970,

The Financial Administration Act, Uncollectible Accounts:

Treasury Department .....	\$ 329,905.69	
Department of Health and Social Development .....	64,898.21	
Department of Agriculture .....	3,487.50	
Department of The Attorney General .....	2,098.11	
Department of Provincial Secretary .....	550.80	
Department of Labour .....	85.50	
Department of Education .....	40.35	
		401,066.16

Under Chapter 243, Section 26, R.S.A., 1970,

The Motor Vehicle Accident Claims Act .....

26,594.25

Under Chapter 301, Section 38, R.S.A., 1970,

The Public Trustee Act .....

3,025.17

Under Chapter 6, Section 9, R.S.A., 1955,

Seed grain and relief acts, principal and interest .....

1,271.63

---



---

\$ 2,692,772.32

Certified correct,

C. K. HUCKVALE, F.C.A.,

Provincial Auditor

STATEMENT No. 227

## GOVERNMENT OF THE PROVINCE OF ALBERTA

## CULTURE, YOUTH AND RECREATION DEPARTMENT

STATEMENT OF LEGISLATIVE AND EXECUTIVE APPROPRIATIONS, EXPENDITURES AND UNEXPENDED BALANCES  
FOR THE YEAR ENDED MARCH 31, 1972

Payments for the year ended March 31, 1972	No. of Apprn.	Service	APPROPRIATIONS					Over- expended	Remarks	
			Legislative	Executive	Total	Expended	Unexpended			
INCOME ACCOUNT										
\$ 26,892.41	2801.	Minister's Office .....	\$ 10,950.00	\$ 15,800.00	\$ 26,750.00	\$ 27,393.78	\$ .....	...643.78	S.W. 23/71-72	
229,409.95	2802.	General Administration .....	164,010.00	78,230.00	242,240.00	241,151.64	1,088.36	.....	O.C. 551/72	
1,724,867.55	2803.	Recreation Branch .....	1,469,470.00	550,000.00	2,019,470.00	2,018,010.17	1,459.83	.....	S.W. 35/71-72	
410,401.66	2804.	4-H and Junior Forest Warden's Branch .....	383,600.00	*	390,100.00	396,093.48	.....	5,993.48	S.W. 84/71-72	
251,889.17	2805.	District Youth Representative Branch Research .....	250,170.00	6,500.00	256,670.00	259,221.63	3,948.37	.....	O.C. 551/72	
82,833.82	2806.	Alberta Service Corps .....	88,890.00	13,000.00	101,890.00	82,105.34	6,784.66	.....	S.W. 42/71-72	
168,441.90	2807.	Youth Agencies Program .....	176,820.00	.....	176,820.00	174,298.03	2,521.97	.....		
26,948.23	2808.	Special Projects .....	29,340.00	.....	29,340.00	28,564.50	775.50	.....		
122,653.71	2809.	Leadership Development Program .....	119,830.00	.....	119,830.00	118,413.63	1,416.37	.....		
46,161.63	2810.	Human Resources Development Program .....	49,210.00	.....	49,210.00	46,117.85	3,092.17	.....		
31,991.89	2812.	Authority Programs .....	32,710.00	.....	32,710.00	31,997.85	712.15	.....		
466.00	2813.	Objectable Publications .....	2,000.00	.....	2,000.00	466.00	1,534.00	.....		
1,212,915.26	2814.	Cultural Development .....	1,283,680.00	14,000.00	1,297,680.00	1,295,975.37	1,704.63	.....	S.W. 19 & 24/71-72	
139,905.89	2815.	Auditorium, Edmonton .....	138,080.00	.....	148,480.00	142,916.87	5,563.13	.....		
140,519.01	2816.	Auditorium, Calgary .....	140,550.00	*	154,150.00	142,215.86	11,934.14	.....		
818,598.77	2817.	Provincial Museum .....	920,000.00	13,600.00	933,600.00	911,471.50	8,528.50	.....		
135,000.00	2818.	Glenbow Alberta Institute .....	135,000.00	.....	135,000.00	135,000.00	.....	.....		
45,000.00	Special	Warrants 3 & 36/71-72 (Flare Square Development) .....	.....	45,000.00	45,000.00	45,000.00	.....	.....		
\$ 5,614,896.85		TOTAL: Income Account .....	\$ 5,394,310.00	\$ 746,530.00	\$ 6,140,840.00	\$ 6,096,413.48	44,426.52 (Net)	.....		

\*Transferred from Apprn. 2713—Salary Contingencies.

Certified correct,

C. K. HUCKVALE, F.C.A.,  
Provincial Auditor



GOVERNMENT OF THE PROVINCE OF ALBERTA  
DEPARTMENT OF CULTURE, YOUTH AND RECREATION  
EXPENDITURE CLASSIFIED BY APPROPRIATIONS AND CHARACTER  
FOR THE YEAR ENDED MARCH 31, 1972  
INCOME ACCOUNT

Service	2801 Minister's Office	2802 General Administration	2803 Recreation Branch	2804 4-H and Junior Forest Wardens' Branch	2805 District Youth Representatives Branch	2806 Research	2807 Alberta Service Corps	2808 Youth Agencies Program	2809 Special Projects	2810 Leadership Development Program	2812 Human Resources Development Authority Programs	2813 Objectionable Publications	2814 Cultural Development	2815 Auditorium —Edmonton	2816 Auditorium —Calgary	2817 Provincial Museum	2818 Glenbow Alberta Institute	S.W. 3 and 36, 1971-72 Flare Square Development	Totals
Advertising	\$	\$	\$	\$	\$	\$	\$	\$	\$	\$	\$	\$	\$	\$	\$	\$	\$	\$	\$
Automobiles, trucks and mobile equipment, purchase							315.53							162.31	162.31				324.62
Automobiles, trucks and mobile equipment, expenses	467.59	2,175.64	5,359.78	2,027.00	907.90		5,703.64									13,423.25			13,738.78
Compensation									250.00										250.00
Contracts and agreements		222.65	6,897.23	186.00		3,657.10	17,762.00						649.80			20,975.03		19,279.49	69,629.30
Entertainment expenses	108.48	174.50	121.10	187.34									4,976.25			480.66			6,048.33
Fees and commissions		178.25	34,222.07	10,574.71	1,234.90	10,278.09	2,109.05		4,441.36	1,283.50	9,101.50	220.00	26,033.11	214.50	423.08	7,713.97		1,500.00	109,528.09
Freight, express and cartage		345.18	2,516.93	686.60	197.87		106.85						6,108.59			2,987.61			13,103.02
Furnishings, equipment and tools		5,329.80	2,213.23	1,478.14	2,666.72	612.07							11,847.75			8,394.43		17,400.00	49,942.14
Grants, prizes			1,500,397.11	34,600.53	11,957.51	3,900.00	53,290.00	6,461.80	41,187.00	6,963.00	2,912.00		685,505.23			22,155.00	135,000.00		2,504,329.18
Insurance		1,313.80	507.00				265.00		305.00				2,798.77	3,750.00	3,450.00	1,860.37			14,249.94
Interest							127.94												127.94
Maintenance in homes and schools			27,669.55	10,819.50					8,321.60				57,891.96						104,702.61
Materials and supplies, administrative	1,368.67	40,215.48	26,984.11	8,505.21	6,401.05	3,524.14	1,434.02	999.19	309.20		1,579.25		79,013.97	18,342.69	14,061.06	62,157.25		5,971.99	270,867.28
Materials and supplies, construction			1,615.90										3,872.86			15,700.09			21,188.85
Miscellaneous expenses	328.60	150.89	67.06	203.50	92.90	255.11	264.16		74.15	110.86	40.85		103.50	106.42	160.48	55,051.39		198.17	57,208.04
Postage		19,738.19	1,727.23	3,524.77	2,463.16	127.70	677.44						569.81	161.05	500.00	110.97			29,600.32
Remits		16,779.50	6,449.19	1,282.71	270.67	1,541.06	15,408.08		2,837.93				8,358.45			3,010.04			55,937.63
Repair and maintenance of furnishings, equipment and tools		447.25	656.51										168.44			1,026.65			2,298.85
Repair and maintenance of office machines		1,690.08	539.90	440.90	337.44	141.93							535.47	103.38					4,583.51
Salaries	21,786.37	139,794.62	299,083.17	226,927.95	175,940.50	41,971.36	22,888.74	17,620.19	36,188.54	31,650.62	12,241.44		252,326.79	96,215.78	100,653.28	599,834.40			2,075,123.75
Telephone and telegraph	553.06	1,453.95	10,859.83	8,574.07	7,865.03	886.64	2,340.00	733.78	1,685.22	502.33			5,015.20	325.97	720.30	1,649.14			43,164.52
Traveling expenses of other than public servants			24,477.04	24,321.90	918.47	171.63	33,835.34		3,673.04	336.00	3,524.05	246.00	12,814.34			966.91		313.75	105,598.47
Traveling expenses of public servants	266.58	3,262.31	37,475.92	33,999.46	32,002.59	3,006.28	5,966.50	2,749.54	7,053.72	5,271.52	3.70		43,635.24	1,376.78	1,109.62	23,620.94		80.46	200,881.56
Unemployment Insurance, government portion			118.25						145.75				137.52			122.96			524.48
Utilities							280.24												280.24
Wages	2,514.43	7,879.55	28,052.06	27,753.19	15,964.52	12,032.23	11,523.50		11,941.12		2,441.67		93,612.32	22,157.99	20,975.73	69,290.08		256.14	326,394.53
TOTAL: Income Account	\$ 27,393.78	\$ 241,151.64	\$ 2,018,010.17	\$ 396,093.48	\$ 259,221.63	\$ 82,105.34	\$ 174,298.03	\$ 28,564.50	\$ 118,413.63	\$ 46,117.83	\$ 31,997.85	\$ 466.00	\$ 1,295,975.37	\$ 142,916.87	\$ 142,215.86	\$ 911,471.50	\$ 135,000.00	\$ 45,000.00	\$ 6,096,413.48



STATEMENT No. 229

## GOVERNMENT OF THE PROVINCE OF ALBERTA

## CULTURE, YOUTH AND RECREATION DEPARTMENT

## CASH COLLECTED ON INCOME ACCOUNT

FOR THE YEAR ENDED MARCH 31, 1972

	Actual	Estimates	In Excess of Estimates	Less than Estimates
Alberta student council workshop .....	\$ 5,489.00	\$ 12,500.00	\$	7,011.00
Cultural development:				
Craft equipment payments .....	1,491.47	2,800.00		1,308.53
Registration fees .....	50,602.20	56,830.00		6,227.80
Miscellaneous .....	8.82		8.82	
4-H and junior forest wardens:				
Fees .....	1,060.00	1,000.00	60.00	
Miscellaneous .....	6,628.38	10,500.00		3,871.62
Government of Canada:				
4-H and junior forest wardens .....	24,414.12	19,000.00	5,414.12	
Recreation branch .....	39,854.00		39,854.00	
Miscellaneous .....	67.09	1,000.00		932.91
Outdoor education centre, fees .....	5,752.50		5,752.50	
Provincial jubilee auditoriums, rentals .....	381,981.03	406,000.00		24,018.97
Provincial museum .....	23,061.75	20,000.00	3,061.75	
Recreation branch:				
Fees .....	17,722.85	26,400.00		8,677.15
Miscellaneous .....	632.37		632.37	
Reimbursement of salaries .....	1,847.59		1,847.59	
Research branch .....	2,076.00		2,076.00	
<b>TOTAL: Income Account .....</b>	<b>\$ 562,689.17</b>	<b>\$ 556,030.00</b>	<b>\$ 6,659.17</b>	
			<b>(Net)</b>	

Certified correct,

C. K. HUCKVALE, F.C.A.,  
Provincial Auditor

GOVERNMENT OF THE PROVINCE OF ALBERTA  
JUBILEE AUDITORIUMS  
COMPARATIVE STATEMENT OF REVENUE AND EXPENDITURE  
FOR THE YEAR ENDED MARCH 31, 1972

REVENUE			
	Southern Alberta Jubilee Auditorium		Northern Alberta Jubilee Auditorium
Rentals .....	\$ 144,540.65	\$	156,293.78
Snack bar, net .....	16,351.57		14,718.84
Rental of equipment .....	2,220.50		2,634.00
Commissions .....	2,065.68		1,893.67
Catering .....	1,620.72		2,217.29
Sundry .....	1.29		534.80
	<u>\$ 166,800.41</u>	<u>\$</u>	<u>178,292.38</u>
EXPENDITURE			
Salaries and wages .....	\$ 288,194.12	\$	292,941.72
Repairs and betterments .....	65,518.01		87,620.22
Power, fuel and water .....	33,581.73		32,771.32
Maintenance of grounds .....	21,490.63		13,755.10
Caretaking supplies .....	4,627.76		5,461.38
Telephone and telegraph .....	3,862.38		3,424.43
Taxes and insurance .....	2,435.78		1,438.92
Travelling .....	1,109.62		1,377.84
Rental of equipment .....	894.57		2,509.59
Printing and stationery .....	411.05		240.50
Depreciation, office equipment .....	90.30		138.57
Sundry .....	3,413.28		2,958.24
	<u>\$ 425,629.23</u>	<u>\$</u>	<u>444,637.83</u>
Total expenditure .....	\$ 425,629.23	\$	444,637.83
Total revenue .....	166,800.41		178,292.38
Net cost to the Province .....	<u>\$ 258,828.82</u>	<u>\$</u>	<u>266,345.45</u>

Edmonton, Alberta, July 20, 1972

I have audited the books and records of the above auditoriums for the year ended March 31, 1972, and the foregoing Comparative Statement of Revenue and Expenditure has been correctly prepared therefrom.

Exclusive of interest on capital invested, the net operating cost for the year amounted to \$525,174.27 and was charged to the General Revenue Fund of the Province.

In my opinion the above statement presents fairly the results of operations for the year ended March 31, 1972.

C. K. HUCKVALE, F.C.A.,  
Provincial Auditor



## GOVERNMENT OF THE PROVINCE OF ALBERTA

## GLENBOW-ALBERTA INSTITUTE

## CONSOLIDATED BALANCE SHEET AS AT FEBRUARY 29, 1972

(with comparative figures as at February 28, 1971)

	ASSETS	1972	1971
Current:			
Cash on hand, in banks and trust company .....	\$	16,091	\$ 42,747
Short term investments .....		75,000	150,000
Accounts receivable .....		2,383	3,442
Accrued interest receivable .....		176,532	163,368
Merchandise held for resale, at lower of cost or market .....		6,774	13,747
	\$	276,780	\$ 373,304
Investments, at amortized cost: (Note 2)			
Demand note .....	\$	161,000	\$ 164,000
Bonds and debentures (par value: 1972 \$10,388,000; 1971 \$10,056,000) .....		10,139,700	9,789,044
		\$10,300,700	\$ 9,953,044
Collections, at cost (Note 3) .....	\$	2,604,342	\$ 2,558,348
Fixed:			
Land and buildings, at cost .....	\$	757,704	\$ 757,014
Furniture and equipment, at cost .....		331,866	325,157
Preliminary study, proposed convention centre .....		17,336	
Luxton Estate property, at nominal value .....			1
	\$	1,106,906	\$ 1,082,172
Deferred charges (Note 4) .....	\$	8,498	\$ 43,147
Trust:			
Investments (Note 5) .....	\$	191,337	\$ 146,264
Due from general account .....		80,033	66,922
	\$	271,370	\$ 213,186
		\$14,568,596	\$14,223,201
	LIABILITIES		
Current:			
Accounts payable .....	\$	19,910	\$ 18,230
Due to trust .....		80,033	66,922
	\$	99,943	\$ 85,152
Capital contributions .....	\$11,619,489		\$11,629,489
Surplus: Statement No. 232 .....	\$	2,567,794	\$ 2,295,374
Trust:			
Employees' retirement annuity fund .....	\$	191,337	\$ 146,264
Contributions for designated projects, unexpended .....		80,033	66,922
	\$	271,370	\$ 213,186
		\$14,568,596	\$14,223,201

Signed on behalf of the Board:

W. D. C. MACKENZIE  
ChairmanJ. R. FISH  
Treasurer

The accompanying notes are part of these financial statements.



STATEMENT No. 231—*Continued*

Edmonton, Alberta, May 10, 1972

I have examined the Consolidated Balance Sheet of the Glenbow-Alberta Institute and its wholly-owned subsidiaries as at February 29, 1972, and the Consolidated Statements of Surplus, Income and Expenditure and Source and Application of Funds with a supporting schedule for the year then ended. My examination included a general review of the accounting procedures and such tests of accounting records and other supporting evidence as I considered necessary in the circumstances.

In my opinion, these consolidated financial statements present fairly the financial position of the Institute and its wholly-owned subsidiaries as at February 29, 1972, and the results of their operations and the source and application of their funds for the year then ended, in accordance with generally accepted accounting principles applied on a basis consistent with that of the preceding year.

C. K. HUCKVALE, F.C.A.,  
*Provincial Auditor*

STATEMENT No. 232

GOVERNMENT OF THE PROVINCE OF ALBERTA  
 GLENBOW-ALBERTA INSTITUTE  
 CONSOLIDATED STATEMENT OF SURPLUS  
 FOR THE YEAR ENDED FEBRUARY 29, 1972  
 (with comparative figures for the year ended February 28, 1971)

	1972	1971
Balance at beginning of year .....	\$ 2,295,374	\$ 2,195,216
Add:		
Net income, Statement No. 233 .....	112,378	118,456
Net gain on sale of Banff properties .....	205,234	
	<u>\$ 2,612,986</u>	<u>\$ 2,313,672</u>
Deduct:		
Adjustments applicable to prior years .....	\$ 7,994	\$ .....
Deferred charges amortized .....	37,198	18,298
	<u>\$ 45,192</u>	<u>\$ 18,298</u>
Balance at end of year .....	<u><u>\$ 2,567,794</u></u>	<u><u>\$ 2,295,374</u></u>

STATEMENT No. 233

GOVERNMENT OF THE PROVINCE OF ALBERTA  
 GLENBOW-ALBERTA INSTITUTE  
 CONSOLIDATED STATEMENT OF INCOME AND EXPENDITURE  
 FOR THE YEAR ENDED FEBRUARY 29, 1972  
 (with comparative figures for the year ended February 28, 1971)

	1972	1971
Income:		
Investment income .....	\$ 687,405	\$ 654,137
Grant from the Province of Alberta .....	135,000	135,000
Income from admissions and sales .....	56,323	48,786
Gifts .....	22,800	25,137
Banff properties, income, net .....	13,420	17,494
Grant from Canada Council .....	7,000	
Miscellaneous .....	15,839	9,373
	<u>\$ 937,787</u>	<u>\$ 889,927</u>
Expenses, Statement No. 235 .....	825,409	771,471
Net income .....	<u><u>\$ 112,378</u></u>	<u><u>\$ 118,456</u></u>

STATEMENT No. 234

## GOVERNMENT OF THE PROVINCE OF ALBERTA

## GLENBOW-ALBERTA INSTITUTE

## CONSOLIDATED STATEMENT OF SOURCE AND APPLICATION OF FUNDS

FOR THE YEAR ENDED FEBRUARY 29, 1972

(with comparative figures for the year ended February 28, 1971)

Funds derived from:	1972	1971
Net income, Statement No. 233 .....	\$ 112,378	\$ 118,456
Deduct: Non-cash item:		
Amortization of bond discount, net .....	20,723	20,494
Funds derived from operations .....	\$ 91,655	\$ 97,962
Proceeds from sale of Banff properties, net .....	205,235	
	<u>\$ 296,890</u>	<u>\$ 97,962</u>
Funds applied to:		
Purchase of long term investments, net .....	\$ 329,483	\$ 17,117
Purchase of collections .....	45,994	37,585
Purchase of fixed assets, net .....	32,728	29,466
	<u>\$ 408,205</u>	<u>\$ 84,168</u>
Increase (decrease) in working capital .....	<u>\$ (111,315)</u>	<u>\$ 13,794</u>

STATEMENT No. 235

## GOVERNMENT OF THE PROVINCE OF ALBERTA

## GLENBOW-ALBERTA INSTITUTE

## CONSOLIDATED STATEMENT OF OPERATING EXPENSES

FOR THE YEAR ENDED FEBRUARY 29, 1972

(with comparative figures for the year ended February 28, 1971)

Glenbow-Alberta Institute:	1972	1971
Archives .....	\$ 53,346	\$ 46,948
Art .....	61,434	63,181
Cultural history .....	64,645	78,972
Ethnology .....	38,063	21,280
Extension .....	143,879	126,379
Library .....	62,851	52,333
Mineralogy .....		10,284
Photography .....	28,680	19,429
Administration and general .....	162,105	138,868
Building occupancy .....	44,884	50,297
	<u>\$ 659,887</u>	<u>\$ 607,971</u>
Glenbow Foundation:		
Glenbow-Alberta Art Gallery .....	\$ 53,326	\$ 48,392
Glenbow-Alberta Institute Museum .....	53,887	65,709
Luxton Museum .....	37,758	30,589
Administration and general .....	20,551	18,810
	<u>\$ 165,522</u>	<u>\$ 163,500</u>
	<u>\$ 825,409</u>	<u>\$ 771,471</u>

GOVERNMENT OF THE PROVINCE OF ALBERTA  
GLENBOW-ALBERTA INSTITUTE  
NOTES TO THE CONSOLIDATED FINANCIAL STATEMENTS

FEBRUARY 29, 1972 .

- Note 1 The consolidated statements of the Glenbow-Alberta Institute include the accounts of the Institute's wholly-owned subsidiaries; Glenbow Foundation and Luxton Museum Ltd.
- Note 2 Investments, shown in the Balance Sheet at amortized cost of \$10,300,700 as at February 29, 1972, are summarized hereunder:

<i>Particulars</i>	<i>Par Value</i>	<i>Book Value</i>
Bonds and debentures:		
Government of Canada .....	\$ 25,000	\$ 25,000
Provincial issues, direct and guaranteed .....	3,545,000	3,404,825
Municipal .....	650,000	613,313
School districts .....	125,000	125,937
Corporations .....	6,043,000	5,854,870
	<u>\$10,388,000</u>	<u>\$10,023,945</u>
Accrued amortization, net .....		115,755
	<u>\$10,388,000</u>	<u>\$10,139,700</u>
Demand note .....	161,000	161,000
	<u>\$10,549,000</u>	<u>\$10,300,700</u>

The above investments had a market value of approximately \$9,274,000 as at February 29, 1972.

- Note 3 Collections are comprised of only those items purchased by the Glenbow-Alberta Institute and those items purchased by the Glenbow Foundation and subsequently transferred to the Institute and do not include collections received as gifts.
- Note 4 Deferred charges represent losses on capital investments sold and are to be amortized by a charge to surplus each year of an amount equal to the increased earnings received on the reinvested funds. Increased earnings will provide for full amortization over a three year period.
- Note 5 The Retirement Annuity Plan established by the Glenbow-Alberta Institute and the Glenbow Foundation provides for the investment, by The Canada Trust Company, of contributions in a Pooled Pension Trust Fund. The amount of \$191,337 represents the market value as at February 29, 1972, of that portion of the Fund available for the payment of pensions within the terms of the Retirement Annuity Plan.

STATEMENT No. 236

**GOVERNMENT OF THE PROVINCE OF ALBERTA  
THE ENVIRONMENT DEPARTMENT**

**STATEMENT OF LEGISLATIVE AND EXECUTIVE APPROPRIATIONS, EXPENDITURES AND UNEXPENDED BALANCES  
FOR THE YEAR ENDED MARCH 31, 1972**

Payments for the year ended March 31, 1972	No. of Apprn.	Service	APPROPRIATIONS						Remarks
			Legislative	Executive	Total	Expended	Unexpended	Over- expended	
INCOME ACCOUNT									
\$ 31,329.70	2901.	Minister's Office .....	\$ 42,100.00	.....	\$ 42,100.00	\$ 31,604.73	10,495.27	\$ .....	
204,554.93	2902.	General Administration .....	496,620.00	.....	496,620.00	206,917.13	289,702.87	.....	
5,022.34	2910.	Research .....	364,470.00	.....	364,470.00	15,954.91	348,515.09	.....	
42,302.47	2911.	Information Services .....	94,210.00	.....	94,210.00	60,811.34	33,398.66	.....	
766,620.38	2920.	Water Resources .....	825,560.00	.....	825,560.00	785,864.83	39,695.17	.....	
747,907.68	2930.	Pollution Control .....	751,770.00	.....	751,770.00	810,794.44	.....	O/C 330/72	
223,496.32	2940.	Inter-Departmental Planning Division .....	530,990.00	.....	530,990.00	235,095.16	295,894.84	.....	
\$ 2,021,193.82		TOTAL: Income Account .....	\$ 3,105,720.00	.....	\$ 3,105,720.00	\$ 2,147,042.54	\$ 958,677.46	.....	
						(Net)			
CAPITAL ACCOUNT									
\$ 4,102,039.35	2981.	Water Resources Development .....	\$ 4,000,000.00	\$ 601,938.00	\$ 4,601,938.00	\$ 4,712,840.45	.....	\$ 110,902.45	
492,631.42	2984.	Technical Services .....	876,600.00	.....	876,600.00	628,394.74	248,205.26	.....	
286,161.10	2987.	Resource Conservation and Utilization .....	1,000,000.00	.....	1,000,000.00	996,826.61	3,173.39	.....	
\$ 4,880,831.87		TOTAL: Capital Account .....	\$5,876,600.00	\$ 601,938.00	\$ 6,478,538.00	\$ 6,338,061.80	\$ 140,476.20	.....	
						(Net)			
								S.W.s. 27, 32, 98 & 99/11-72 O/C 375/72	

Apprn. 2921 (1163) transferred to Agriculture Department under authority of Order-in-Council 625/71.

Certified correct,

C. K. HUCKVALE, F.C.A.,  
Provincial Auditor

STATEMENT No. 237

GOVERNMENT OF THE PROVINCE OF ALBERTA  
DEPARTMENT OF THE ENVIRONMENT  
EXPENDITURE CLASSIFIED BY APPROPRIATIONS AND CHARACTER  
FOR THE YEAR ENDED MARCH 31, 1972  
INCOME ACCOUNT

Service	Minister's Office 2901	General Administration 2902	Research 2910	Information Services 2911	Water Resources 2920	Pollution Control Division 2930	Inter-Departmental Planning Division 2940	Totals
Advertising	\$	\$	\$	\$	\$	\$	\$	\$
Automobiles, trucks and mobile equipment, purchase	.....	.....	5,022.34	4,153.68	.....	1,277.07	.....	10,453.09
Automobiles, trucks and mobile equipment, expenses	.....	.....	.....	.....	.....	14,479.67	252.88	14,732.55
Contracts and agreements	.....	.....	.....	.....	471.29	12,921.89	4,079.22	17,472.40
Expenses	.....	.....	.....	.....	.....	.....	11,114.34	11,114.34
Fees and commissions	.....	.....	.....	.....	518.30	.....	.....	518.30
Freight, express and carriage	.....	220.00	10,932.57	.....	512.54	106,506.34	10,816.49	128,987.94
Furnishings, equipment and tools	.....	3,679.65	.....	.....	3,997.21	1,536.34	.....	5,633.55
Grants, prizes	.....	1,800.00	.....	7,703.62	9,824.11	59,222.58	1,892.89	82,322.85
Insurance	.....	.....	.....	.....	.....	.....	25,500.00	27,300.00
Materials and supplies, administrative	1,339.27	3,578.96	.....	28,031.58	32,964.17	1,324.00	.....	1,324.00
Materials and supplies, construction	.....	.....	.....	.....	114.45	38,384.14	.....	115,623.38
Miscellaneous expenses	303.75	217.33	.....	231.38	3,260.42	2,931.70	782.34	3,830.49
Postage	.....	183.68	.....	2,257.27	.....	1,409.48	181.79	7,728.83
Rentals	317.16	1,359.13	.....	850.41	37,429.02	10,369.38	16,391.10	66,716.20
Repair and maintenance of furnishings, equipment and tools	.....	.....	.....	.....	.....	8,220.93	354.62	8,575.55
Repair and maintenance of office machines	169.23	160.76	.....	5,713.71	.....	894.52	382.80	7,321.02
Salaries	26,687.37	191,602.04	.....	15,660.95	598,325.04	505,004.93	46,619.67	1,383,900.00
Telephone and telegraph	920.65	361.93	.....	155.95	38,197.44	3,950.79	1,214.00	44,800.76
Travelling expenses of other than public servants	.....	.....	.....	1,290.26	.....	37,051.82	.....	37,051.82
Travelling expenses of public servants	1,623.50	656.06	.....	.....	40,372.34	.....	13,746.51	57,688.46
Utilities	.....	.....	.....	.....	932.68	.....	.....	932.68
Wages	243.80	3,097.59	.....	386.24	12,585.50	667.70	363.22	1,030.92
TOTAL: Income Account	\$ 31,604.73	\$ 206,917.13	\$ 15,954.91	\$ 60,811.34	\$ 785,864.83	\$ 810,794.44	\$ 235,095.16	\$ 2,147,042.54



## STATEMENT No. 237—Continued

## CAPITAL ACCOUNT

Service	1981 Water Resources Development	1984 Technical Services	1987 Resource Conservation and Utilization	Totals
Advertising .....	\$ 855.40	\$ .....	\$ .....	\$ 855.40
Automobiles, trucks and mobile equipment, purchase .....	62,870.15	.....	.....	62,870.15
Automobiles, trucks and mobile equipment, expenses .....	235,259.04	.....	.....	235,259.04
Compensation .....	1,099.62	1,991.74	.....	3,091.36
Contracts and agreements .....	469,554.52	970.93	.....	470,525.45
Easements and right of way .....	1,710.00	25,522.35	.....	27,232.35
Fees and commissions .....	287,420.03	118,048.89	.....	405,468.92
Freight, express and cartage .....	5,608.11	.....	.....	5,608.11
Furnishings, equipment and tools .....	40,387.33	7,678.85	.....	48,066.18
Grants, prizes .....	523,723.91	75,000.00	.....	598,723.91
Land .....	.....	.....	996,281.39	996,281.39
Materials and supplies, administrative .....	78,631.09	8,079.99	.....	86,711.08
Materials and supplies, construction .....	97,906.63	564.30	.....	98,470.93
Miscellaneous expenses .....	90.10	34.20	.....	124.30
Rentals .....	204,020.65	27,044.93	.....	231,065.58
Repair and maintenance of furnishings, equipment and tools .....	25,239.43	932.44	.....	26,171.87
Repair and maintenance of office machines .....	256.11	.....	.....	256.11
Salaries .....	2,228.50	.....	.....	2,228.50
Taxes .....	567.67	.....	545.22	1,112.89
Telephone and telegraph .....	2,447.80	.....	.....	2,447.80
Travelling expenses of other than public servants .....	.....	2,716.73	.....	2,716.73
Travelling expenses of public servants .....	294,052.26	31,577.21	.....	325,629.47
Tuition .....	183.19	.....	.....	183.19
Unemployment insurance, government portion .....	4,643.21	865.16	.....	5,508.37
Utilities .....	2,925.34	288.26	.....	3,213.60
Wages .....	2,371,160.36	327,078.76	.....	2,698,239.12
<b>TOTAL: Capital Account .....</b>	<b>\$ 4,712,840.45</b>	<b>\$ 628,394.74</b>	<b>\$ 996,826.61</b>	<b>\$ 6,338,061.80</b>

## GOVERNMENT OF THE PROVINCE OF ALBERTA

## THE ENVIRONMENT DEPARTMENT

## CASH COLLECTED OF INCOME AND CAPITAL ACCOUNTS

FOR THE YEAR ENDED MARCH 31, 1972

## INCOME ACCOUNT

	Actual	Estimates	In Excess of Estimates	Less than Estimates
Government of Canada:				
Canada land inventory .....	\$ 48,202.25	\$ 368,000.00	\$	\$ 319,797.75
Pesticide licenses .....	3,080.00	2,200.00	880.00	
Pollution control approval fees .....	2,650.00		2,650.00	
Water Resources:				
Farm water supply program .....	846.75	11,000.00		10,153.25
Miscellaneous .....	947.13	1,000.00		52.87
Water diversion permits .....	2,686.00	1,500.00	1,186.00	
Water power rentals .....	190,799.10	225,000.00		34,200.90
Water drilling permits .....	374.00	550.00		176.00
TOTAL: Income Account .....	\$ 249,585.23	\$ 609,250.00		\$ 359,664.77 (Net)

## CAPITAL ACCOUNT

Resource conservation and utilization .....	\$	\$ 500,000.00	\$	\$ 500,000.00
Water Resources:				
Drainage and irrigation .....	5,436.35		5,436.35	
Government of Canada:				
Saskatchewan-Nelson basin study .....	36,602.08		36,602.08	
St. Mary and Milk River Development .....	4,819.82		4,819.82	
Taber Irrigation District .....	3,507.30		3,507.30	
TOTAL: Capital Account .....	\$ 50,365.55	\$ 500,000.00		\$ 449,634.45 (Net)

Certified correct,

C. K. HUCKVALE, F.C.A.,  
Provincial Auditor

GOVERNMENT OF THE PROVINCE OF ALBERTA  
ENVIRONMENT CONSERVATION AUTHORITY

## STATEMENT OF OPERATIONS

FOR THE YEAR ENDED MARCH 31, 1972

Revenue:			
Contributions by the Province of Alberta	\$	261,843.26	
Bank interest		280.61	
Expenditure:			\$ 262,123.87
Salaries	\$	106,969.12	
Fees and commissions		63,749.70	
Travelling:			
Staff	\$	14,090.46	
Other		6,924.68	
			21,015.14
Printing		15,979.80	
Wages		15,156.74	
Equipment purchases		9,062.99	
Library		6,818.35	
Advertising		5,393.26	
Material and supplies		5,305.19	
Stationery, office supplies and postage		4,667.81	
Equipment rentals		3,522.09	
Telephone and telegraph		2,714.16	
Unemployment insurance		135.25	
Canada Pension Plan		129.26	
Insurance		80.00	
			260,698.86
Excess of revenue over expenditure			\$ 1,425.01
Accounted for as follows:			
Cash on hand and in bank	\$	2,490.78	
Add: Interest receivable		129.70	
	\$	2,620.48	
Less: Unpaid accounts		1,195.47	
			\$ 1,425.01
The undernoted expenditure by the Department of Public Works on behalf of the Authority is not reflected in the statement:			
Furniture and equipment	\$	17,409.05	
Office rent		23,564.76	
	\$	40,973.81	

Edmonton, Alberta, May 24, 1972

I have examined the Statement of Operations of the Environment Conservation Authority for the year ended March 31, 1972. My examination included a general review of the accounting procedures and such tests of accounting records and other supporting evidence as I considered necessary in the circumstances.

In my opinion this financial statement presents fairly the results of operations of the Authority for the year ended March 31, 1972, in accordance with generally accepted accounting principles applied on a consistent basis throughout the year.

C. K. HUCKVALE, F.C.A.  
Provincial Auditor

GOVERNMENT OF THE PROVINCE OF ALBERTA  
ADVANCED EDUCATION DEPARTMENT  
STATEMENT OF LEGISLATIVE AND EXECUTIVE APPROPRIATIONS, EXPENDITURES AND UNEXPENDED BALANCES  
FOR THE YEAR ENDED MARCH 31, 1972

Payments for the year ended March 31, 1972	No. of Apprn.	Service	APPROPRIATIONS					Over- expended	Remarks	
			Legislative	Executive	Total	Expended	Unexpended			
INCOME ACCOUNT										
\$ 1,061,787.52	1115.	Agricultural and Vocational College, Olds	\$ 1,100,500.00	*	\$ 1,170,000.00	\$ 1,163,103.49	6,896.51	\$		
744,946.45	1116.	Agricultural and Vocational College, Vermilion	762,490.00	*	806,990.00	781,781.64	25,208.36			
480,523.22	1117.	Agricultural and Vocational College, Fairview	455,550.00	*	475,750.00	496,369.93			20,619.93	O/C 313.72
89,500,000.00	1304.	Universities	89,500,000.00		89,500,000.00	89,500,000.00				
9,197,218.47	1307.	Colleges	9,771,630.00		9,771,630.00	9,232,235.97	539,394.03			
1,094,034.62	1308.	Students' Assistance	7,106,730.00		7,106,730.00	1,111,592.27	5,995,137.73			
4,541,270.00	1313.	Universities Commission	4,546,270.00		4,546,270.00	4,541,270.00	5,000.00			
247,590.54	1316.	Colleges Commission	275,890.00		275,890.00	356,590.54			80,700.54	O/C 431.72
596,449.12	1318.	Students' Loans Interest	781,600.00		781,600.00	744,982.65	36,617.35			
7,980,468.37	1355.	Southern Alberta Institute of Technology	8,337,810.00		8,337,810.00	8,082,479.76	255,330.24			
8,413,034.59	1356.	Northern Alberta Institute of Technology	8,425,250.00		8,425,250.00	8,617,512.67			192,262.67	O C 457.72
5,698.39	1357.	Technology, Second Occupational Training	200,000.00		200,000.00	5,698.39	194,301.61			
7,221.05	1358.	Northern Alberta Institute of Technology, Second Occupational Training	200,000.00		200,000.00	7,229.60	192,770.40			
378,381.37	1362.	General Administration, Vocational Training	422,720.00		422,720.00	385,175.82	37,544.18			
672,418.85	1363.	Other Vocational Training	712,160.00		712,160.00	768,895.02			56,735.02	O/C 1300.72
105,059.22	1364.	Alberta Petroleum Industry Training Centre	228,860.00		228,860.00	106,232.78	122,627.22			
1,124,066.08	1365.	Alberta Vocational Centre, Edmonton	1,207,110.00		1,207,110.00	1,155,507.82	51,602.18			
602,170.38	1367.	Alberta Vocational Centre, Calgary	632,630.00		632,630.00	611,266.05	21,363.95			
1,202,967.12	1369.	Alberta Vocational Training Centre, Fort McMurray	1,413,570.00		1,413,570.00	1,264,788.54	148,781.46			
773,039.53	1370.	Vocational Rehabilitation of Disabled Persons	625,620.00		625,620.00	822,257.55			196,637.55	O/C 2042.71
17,118.53	1373.	Occupational Training Centre, Edmonton	130,000.00		130,000.00	17,316.03	112,683.97			
1374.	1374.	Alberta Vocational Centre, Grouard	1,000.00		1,000.00		1,000.00			
1375.	1375.	Satellite Centres								
18,102.56	3002.	General Administration		16,000.00	16,000.00	19,995.79	2,016.04		19,995.79	O C 1936.71
12,541.76	Special	Warrant 39/71-72 (Minister's Office)				13,983.96				
1,782,374.90	Special	Warrant 58/71-72 (Priority Employment Training Program)		4,800,000.00	4,800,000.00	2,556,183.32	2,243,816.68			
\$130,558,482.64	TOTAL:	Income Account	\$136,838,390.00	\$ 4,950,200.00	\$141,788,590.00	\$132,362,449.59	9,426,140.41 (Net)			

CAPITAL ACCOUNT						
	Grants to Universities Commission for Capital Expenditures for the Universities in Alberta	\$ 28,749,000.00	\$ 7,187,000.00	\$ 35,936,000.00	\$ 35,936,000.00	\$
	1383. Grants to colleges	10,000,000.00	10,000,000.00	10,000,000.00	10,000,000.00	
	1384. Matching Grants to Universities	2,500,000.00	2,778,000.00	5,278,000.00	4,463,423.15	814,576.85
	TOTAL: Capital Account	\$ 41,249,000.00	\$ 9,965,000.00	\$ 51,214,000.00	\$ 50,399,423.15	\$ 814,576.85
						(Net)
\$ 35,936,000.00	1382.					
10,000,000.00	1383.					S.W. 60 & 61/71-72
4,463,423.15	1384.					S.W. 71/71-72
\$ 50,399,423.15						

Appns. 1115, 1116, and 1117 transferred from Agriculture Department under authority of Order-in-Council 1672/71.

Appns. 1304, 1307, 1308, 1313, 1316, 1318, 1355, 1356, 1357, 1382 and 1384 transferred from Education Department under authority of Order-in-Council 1617/71.

Apprs. 1383 transferred from Education Department under authority of Order-in-Council 1672/71.

Appns. 1362, 1363, 1364, 1365, 1367, 1369, 1370, 1373, 1374 and 1375 transferred from Education Department under authority of Order-in-Council 1673/71.

\*Transferred from Apprn. 2713—Salary Contingencies.

Certified correct,

C. K. HUCKVALE, F.C.A.,  
Provincial Auditor





GOVERNMENT OF THE PROVINCE OF ALBERTA  
DEPARTMENT OF ADVANCED EDUCATION  
EXPENDITURE CLASSIFIED BY APPROPRIATIONS AND CHARACTER  
FOR THE YEAR ENDED MARCH 31, 1972  
INCOME ACCOUNT

Service	1115 Agricultural and Vocational College, Olds	1116 Agricultural and Vocational College, Vermilion	1117 Agricultural and Vocational College, Fairview	1304 Universities	1307 Colleges	1308 Students' Assistance	1313 Universities Commission	1316 Colleges Commission	1318 Students' Loans Interest	1355 Southern Alberta Institute of Technology	1356 Northern Alberta Institute of Technology	1357 Southern Alberta Institute of Technology— Second Occupa- tional Training	1358 Northern Alberta Institute of Technology— Second Occupa- tional Training	1362 General Administration— Vocational Training	1363 Other Vocational Training	1364 Alberta Petroleum Industry Training Centre	1365 Alberta Vocational Centre, Edmonton	1367 Alberta Vocational Centre, Calgary	1369 Alberta Vocational Training Centre, Fort McMurray	1370 Vocational Rehabilitation of Disabled Persons	1373 Overseas Project	3002 General Administration	S.W. 39, 1971-72 Minister's Office	1971-72 Priority Employment Training Program	Totals	
Advertising	\$ 2,629.25	\$ 222.46	\$ 708.03			\$ 273.40				\$ 34,399.39	\$ 40,132.80			\$ 186.20	\$ 2,719.94		\$ 777.38		\$ 2,313.62						\$ 15,270.64	\$ 99,633.11
Automobiles, trucks and mobile equipment, purchase	15,085.56	9,336.49	3,818.00																	355.03						28,595.08
Automobiles, trucks and mobile equipment, expenses	14,253.88	6,841.69	8,303.24							55,356.79	38,384.96				158.94	2,153.46			180,362.04		360.00					306,175.00
Contracts and agreements		580.00								272.85	2,829.07				785.00	1,582.47			612.85							6,389.39
Entertainment expenses																										272.85
Fees and commissions	212,332.65	1,951.45	1,702.32			7,040.63				123,419.73	32,804.72			2,451.20	152,543.52	7,836.50	37,661.37	6,421.71	936.25	38,475.52	10,470.00	480.00	315.00	10,124.38	746,966.95	
Freight, express and cartage	1,827.50	402.15	2,130.46			456.00				8,114.81	4,311.56			287.90	209.05	1,600.25	340.25	352.13	8,239.27					906.98	29,178.31	
Furniture, equipment and tools	10,319.47	2,324.73	3,156.48			1,032.44				4,813.08	153.89			2,664.57	310.00	340.90	2,341.78	423.52	2,016.33				1,145.55		31,248.96	
Gifts, prizes	395.00	415.00	116.00	89,500,000.00	9,232,235.97	717,197.50	366,270.00	334,000.00									626.25		451.97	3,097.94					100,155,115.63	
Indemnification of guarantees									155,382.48																	155,382.48
Insurance	589.87	947.37	136.28							631.72	2,326.79				536.90	286.50	2,597.20	2,078.25	776.15	400.00						11,307.03
Interest							4,175,000.00	22,590.54	589,600.17																	4,787,190.71
Leasehold, for bearing animals, poultry, insects and fish	1,099.00		2,220.00								1,060.27														319.00	4,698.27
Maintenance in homes and schools															269,689.25	3,841.00	325,679.24	37,257.70	128,149.91	460,195.27				01,767.35	2,526,579.72	
Materials and supplies, administrative	78,887.33	88,774.50	60,138.74			35,994.06				382,499.28	645,592.37	125.85	608.05	9,997.06	31,018.61	6,008.35	70,492.16	35,530.11	129,141.47	11,834.22	218.51	2,488.89	549.78	46,614.83	1,636,514.17	
Materials and supplies, construction	8,859.21	4,205.18	4,584.04							116,135.58	198,112.48				3,385.47	1,923.70	482.78	682.38	35,020.51					10,817.46	384,208.79	
Machinery expenses			62.95			145.96					1,532.75		27.55	74.78	52.90	236.27	61.05	69.37		45.44			144.04	81.38	2,929.97	
Postage	2,501.55	2,017.56	1,000.00			15,061.03				21,167.64	14,002.94			6,685.07	152.98	300.00	802.88	789.30	1,974.14					140.00	66,695.09	
Recruitment	8,155.41	4,141.00	1,808.41			7,427.77				158,931.91	187,590.35			8,523.87	28,053.42	190.50	6,715.02	9,998.45	55,884.66		375.00				23,206.35	501,002.13
Repair and maintenance of machinery, equipment and tools	4,208.18	3,122.99	1,956.51							75,641.43	64,259.11			569.48	38,025.45	3,736.81	3,070.27	3,036.06	10,993.08						873.22	209,492.59
Repair and maintenance of office machines	1,188.34	832.28	1,559.70			2,447.63				17,301.56	18,129.05			493.93			964.61	2,880.31	741.98						46,539.39	
Supplies	712,567.20	569,906.69	321,284.42			289,552.87				6,637,626.63	6,778,499.39	3,524.74		308,661.50		72,248.59	537,300.59	428,475.78	616,123.43			15,206.47	10,875.45		17,301,853.75	
Telephone and telegraph	3,919.95	3,089.73	4,127.30			4,250.50				12,349.11	6,094.36			9,381.86	587.92	141.38	1,513.80	1,442.04	11,305.62		135.26			713.70	59,645.20	
Transportation		520.00								442.00	547.40				2,978.20			2,995.45		5,624.75					13,107.80	
Training expenses of other than public servants	1,436.81	204.20	149.73			1,880.90				1,591.00	546.39				21,387.57			299.45						2,686.96	30,183.01	
Training expenses of public servants	8,690.77	7,072.87	9,481.00			3,202.43				38,575.87	30,917.67			26,883.49	8,749.79	206.94	3,563.51	5,297.75	8,826.12		731.16	1,111.07	361.47		1,134.41	154,906.32
Travel	203.00									4,734.75	71,851.20			162.00	134,248.16	950.00		211.28		302,224.41					73,148.99	1,387,733.79
Unemployment insurance, government portion	602.46	441.09	186.02			115.67				702.35	345.73				264.74			158.03	482.05						822.05	4,120.19
Unemployment insurance, non-government portion		236.10													241.85			597.13								1,075.08
Wages	73,351.10	74,716.11	67,120.30			25,513.48				387,672.28	477,487.41	2,047.80	6,594.00	8,152.91	72,848.26	2,832.53	160,342.46	76,170.20	66,120.66		5,183.71				67,555.62	1,673,708.83
TOTAL: Income Account	\$ 1,163,103.49	\$ 781,781.64	\$ 496,369.93	\$ 89,500,000.00	\$ 9,232,235.97	\$ 1,111,592.27	\$ 4,541,270.00	\$ 356,590.54	\$ 744,982.65	\$ 8,082,479.76	\$ 8,617,512.67	\$ 5,698.39	\$ 7,229.60	\$ 385,175.82	\$ 768,895.02	\$ 106,232.78	\$ 1,155,507.82	\$ 611,266.05	\$ 1,264,788.54	\$ 822,257.55	\$ 17,316.03	\$ 19,995.79	\$ 13,983.96	\$ 2,56,183.32	\$ 132,362,449.59	

CAPITAL ACCOUNT

	1382 Grants to Universities Commission for Capital Expenditure for the Universities in Alberta	1383 Grants to Colleges	1384 Matching Grants to Universities	Totals
Grants	\$35,936,000.00	\$10,000,000.00	\$ 4,463,423.15	\$50,399,423.15
TOTAL: Capital Account	\$35,936,000.00	\$10,000,000.00	\$ 4,463,423.15	\$50,399,423.15



STATEMENT No. 242

GOVERNMENT OF THE PROVINCE OF ALBERTA  
ADVANCED EDUCATION DEPARTMENT  
CASH COLLECTED ON INCOME ACCOUNT  
FOR THE YEAR ENDED MARCH 31, 1972

	Actual	Estimates	In Excess of Estimates	Less than Estimates
Alberta Vocational Centre, Calgary, tuition fees .....	\$ 2,309.25	\$ .....	\$ 2,309.25	\$ .....
Alberta Vocational Centre, Edmonton, tuition fees .....	26,300.65	.....	26,300.65	.....
Alberta Vocational Centre, Grouard:				
Fees .....	23,798.00	.....	23,798.00	.....
Room and board .....	40,488.19	.....	40,488.19	.....
Alberta Vocational Training Centre, Fort McMurray:				
Cafeteria .....	6,105.70	8,020.00	.....	1,914.30
Fees .....	15,940.00	10,770.00	5,170.00	.....
Room and board .....	84,928.30	94,200.00	.....	9,271.70
Sale of material .....	1,411.92	1,400.00	11.92	.....
Miscellaneous .....	5,040.88	.....	5,040.88	.....
Alberta Vocational Centre, Grande Cache, room and board .....	465.00	.....	465.00	.....
Agricultural and Vocational Colleges Act .....	633,253.74	590,000.00	43,253.74	.....
Alberta petroleum industry training centre, fees .....	3,560.00	60,000.00	.....	56,440.00
Cafeteria, Northern Alberta Institute of Technology .....	404,949.60	363,000.00	41,949.60	.....
Certificates of eligibility .....	70,437.25	65,000.00	5,437.25	.....
Government of Canada re:				
Overseas project .....	25,948.07	130,000.00	.....	104,051.93
Post-secondary education .....	61,403,953.00	58,160,000.00	3,243,953.00	.....
Training of manpower .....	8,878,171.00	7,700,000.00	1,178,171.00	.....
Vocational rehabilitation of disabled persons .....	332,972.00	300,000.00	32,972.00	.....
Vocational training, research .....	8,678.16	.....	8,678.16	.....
Vocational training, Treasury Department .....	79.96	.....	79.96	.....
Miscellaneous .....	24.14	2,000.00	.....	1,975.86
Miscellaneous vocational training .....	11,726.72	.....	11,726.72	.....
Repayment of grants .....	.....	10,000.00	.....	10,000.00
Sale of materials:				
Northern Alberta Institute of Technology .....	116,768.58	64,000.00	52,768.58	.....
Southern Alberta Institute of Technology .....	80,069.59	62,000.00	18,069.59	.....
Small business course fees .....	4,859.00	32,400.00	.....	27,541.00
Teacher education and student aid .....	35,031.29	.....	35,031.29	.....
Technical School fees:				
Northern Alberta Institute of Technology .....	456,039.72	487,600.00	.....	31,560.28
Southern Alberta Institute of Technology .....	366,877.04	348,560.00	18,317.04	.....
Training in industry course fees .....	1,920.00	2,000.00	.....	80.00
Tuition fees:				
Agricultural rehabilitation and development students .....	3,104.50	20,000.00	.....	16,895.50
Disabled students .....	172,273.05	90,000.00	82,273.05	.....
Human resources development authority students .....	105,467.55	.....	105,467.55	.....
Miscellaneous .....	520.38	1,000.00	.....	479.62
<b>TOTAL: Income Account .....</b>	<b>\$73,323,472.23</b>	<b>\$68,601,950.00</b>	<b>\$4,721,522.23</b>	<b>(Net)</b>

Certified correct,

C. K. HUCKVALE, F.C.A.,  
Provincial Auditor



GOVERNMENT OF THE PROVINCE OF ALBERTA  
THE ALBERTA UNIVERSITIES COMMISSION  
BALANCE SHEET AS AT MARCH 31, 1972

ASSETS

General Account:

Cash on hand and in bank		\$	24,089.04
Short term deposits, including accrued interest			286,772.67
Canada Savings bonds, including accrued interest			35,835.79
Accounts receivable			32.78
Province of Alberta, accrued debenture interest, see contra			1,086,543.71
Furnishings and equipment, nominal value			1.00
Other:			
Transfer to Province of Alberta of proceeds of debenture issues as reimbursement, in part, of universities' capital costs	\$	44,318,750.00	
Debenture discount		681,250.00	
	\$	45,000,000.00	
Less: Sinking fund contributions by Province of Alberta and earnings thereon		3,542,065.73	
			41,457,934.27
			\$ 42,891,209.26

Trust Account:

Cash in bank and trust company	\$	13,320.36	
Investments, at cost:			
(Approximate market value \$1,834,660.00)			
Term deposits	\$	994,900.00	
Government of Canada bonds		50,000.00	
Corporation debentures		236,000.00	
Corporation shares		373,175.66	
Advances on mortgages		152,978.03	
		1,807,053.69	
			1,820,374.05
			\$ 44,711,583.31

LIABILITIES

General Account:

Accounts payable		\$	45,983.02
Accrued debenture interest, see contra			1,086,543.71
Long term debt: (Note 1)			
7% sinking fund debentures maturing December 1, 1992	\$	20,000,000.00	
7½% sinking fund debentures maturing December 2, 1975		12,500,000.00	
7½% sinking fund debentures maturing December 2, 1988		12,500,000.00	
	\$	45,000,000.00	
Less: Sinking fund assets		3,542,065.73	
			41,457,934.27
Reserve for special studies (Note 2)			256,734.48
Surplus:			
As at March 31, 1971		59,506.08	
Deficit for the year ended March 31, 1972, Statement No. 244		15,492.30	
			44,013.78
			\$ 42,891,209.26

Trust Account:

Escheated estates, Statement No. 245:			
Capital	\$	1,271,166.33	
Income		12,240.44	
	\$	1,283,406.77	
Universities capital grants, Statement No. 245		532,944.56	
	\$	1,816,351.33	
Other		4,022.72	
			1,820,374.05
			\$ 44,711,583.31

The accompanying notes are part of these financial statements.

STATEMENT No. 243—*Continued*

Edmonton, Alberta, July 24, 1972

I have examined the Balance Sheet of The Alberta Universities Commission as at March 31, 1972, and the Statements of Revenue and Expenditure and Trust Fund Operations for the year then ended. My examination included a general review of the accounting procedures and such tests of accounting records and other supporting evidence as I considered necessary in the circumstances.

In my opinion these financial statements present fairly the financial position of the Commission as at March 31, 1972, and the results of the operations for the year then ended, in accordance with generally accepted accounting principles applied, subject to Note 3, on a basis consistent with that of the preceding year.

C. K. HUCKVALE, F.C.A.,  
*Provincial Auditor*

GOVERNMENT OF THE PROVINCE OF ALBERTA  
THE ALBERTA UNIVERSITIES COMMISSION  
STATEMENT OF REVENUE AND EXPENDITURE  
FOR THE YEAR ENDED MARCH 31, 1972

REVENUE

Contributions from the Province of Alberta:		
Debt charges, see contra	\$ 3,319,763.64	
General	\$ 366,270.00	
Less: Transfer to reserve for special studies	160,000.00	
	<u>206,270.00</u>	
		\$ 3,526,033.64
Interest		14,475.37
Office of professional examinations, net		6,342.14
		<u>\$ 3,546,851.15</u>

EXPENDITURE

Debt charges, see contra:		
Interest on debentures	\$ 3,280,995.78	
Amortization of debenture discount	38,767.86	
	<u>\$ 3,319,763.64</u>	
Salaries		128,615.56
Universities Co-ordinating Council		49,988.12
Advisor to schools of nursing		22,901.30
Rental and operation of leased premises		10,853.80
Travelling		10,808.48
Pension plan contributions		5,731.85
Office machine rentals and maintenance		3,560.87
Legal fees		3,097.65
Telephone and telegraph		2,643.01
Printing, stationery and office supplies		1,922.77
Subscriptions and publications		581.53
Entertainment		482.15
Parking stall rentals		450.50
Staff medical insurance		362.31
Postage		286.33
Miscellaneous		293.58
		<u>\$ 3,562,343.45</u>
Deficit for the year ended March 31, 1972		<u>\$ 15,492.30</u>



STATEMENT No. 245

GOVERNMENT OF THE PROVINCE OF ALBERTA  
THE ALBERTA UNIVERSITIES COMMISSION  
STATEMENT OF TRUST FUND OPERATIONS  
FOR THE YEAR ENDED MARCH 31, 1972

	Escheated Estates Capital	Income	Universities Operating Grants	Universities Capital Grants	Universities Matching Grants	Total
Balance as at March 31, 1971 .....	\$ 1,228,759.17	\$ 42,939.70	\$	\$ 3,716,763.99	\$	\$ 4,988,462.86
Less: Adjustment applicable to previous year (Note 3) .....		13,767.75		1,730.55		15,498.30
Revised balance as at March 31, 1971 .....	\$ 1,228,759.17	\$ 29,171.95	\$	\$ 3,715,033.44	\$	\$ 4,972,964.56
Receipts:						
Contributions from the Province of Alberta .....			89,500,000.00	35,936,000.00	4,463,423.15	129,899,423.15
Estates acquired .....	99,532.70					99,532.70
Interest and dividends .....		60,482.93		13,911.12		74,394.05
Miscellaneous .....		503.40				503.40
	\$ 1,328,291.87	\$ 90,158.28	\$ 89,500,000.00	\$ 39,664,944.56	\$ 4,463,423.15	\$135,046,817.86
Payments:						
Grants to universities, net:						
The University of Alberta .....	\$	49,532.41	\$ 55,550,000.00	\$ 17,812,000.00	\$ 1,643,068.50	\$ 75,054,600.91
The University of Calgary .....		24,919.62	28,734,000.00	16,536,000.00	2,344,354.65	47,639,274.27
The University of Lethbridge .....		3,465.81	4,816,000.00	4,459,000.00	476,000.00	9,754,465.81
Athabasca University .....			250,000.00	217,000.00		467,000.00
Banff School of Fine Arts .....			150,000.00	108,000.00		258,000.00
Investment management fee .....	4,133.73					4,133.73
Loss on sale of investments .....	52,991.81					52,991.81
	\$ 57,125.54	\$ 77,917.84	\$ 89,500,000.00	\$ 39,132,000.00	\$ 4,463,423.15	\$133,230,466.53
Balance as at March 31, 1972 .....	\$ 1,271,166.33	\$ 12,240.44		\$ 532,944.56		\$ 1,816,351.33

GOVERNMENT OF THE PROVINCE OF ALBERTA  
THE ALBERTA UNIVERSITIES COMMISSION  
NOTES TO THE FINANCIAL STATEMENTS

MARCH 31, 1972

NOTE 1 Debentures are subject to prior redemption and guaranteed as to principal and interest by the Province of Alberta.

NOTE 2	Transactions relating to the reserve for special studies are summarized hereunder:	
	Balance as at March 31, 1971 .....	\$169,896.17
	Add: Portion of administration grant .....	160,000.00
		<u>\$329,896.17</u>
	Deduct: Payments for the following committees and studies:	
	Medical education .....	\$ 23,689.68
	University cost study .....	17,500.00
	Academic master plan .....	14,504.65
	Computer development .....	9,448.62
	Building specifications .....	4,433.18
	Admissions from colleges .....	2,144.75
	Space needs .....	729.44
	Common information needs and systems .....	659.17
	Library rationalization .....	52.20
		<u>73,161.69</u>
	Balance as at March 31, 1972 .....	<u>\$256,734.48</u>

NOTE 3 The Statement of Trust Fund Operations previously prepared on the accrual basis has been revised to a cash basis for the year ended March 31, 1972. The balances as at March 31, 1971, appearing in the current statement have been restated to exclude accrued interest receivable.

STATEMENT No. 246

## GOVERNMENT OF THE PROVINCE OF ALBERTA

## ALBERTA COLLEGES COMMISSION

## BALANCE SHEET

AS AT MARCH 31, 1972

## ASSETS

## General Account:

Cash on hand and in bank .....	\$ 1,679,196.90
Accounts receivable .....	110,116.59
Prepaid expenses .....	3,796.44
Furnishings and equipment, at nominal value .....	1.00
	<hr/>
	\$ 1,793,110.93

## Trust Account:

Due from general account .....	1,694,029.43
	<hr/>
	\$ 3,487,140.36

## LIABILITIES

## General Account:

Accounts payable .....	\$ 5,003.99
Due to trust account .....	1,694,029.43
Reserve for Master Planning Project (Note) .....	65,600.92
Surplus:	
As at March 31, 1971 .....	\$ 15,454.28
Surplus for the year ended March 31, 1972, Statement No. 247 .....	13,022.31
	<hr/>
	28,476.59
	<hr/>
	\$ 1,793,110.93

## Trust Account:

Colleges operating grants, Statement No. 248 .....	\$ 337,174.98
Colleges capital grant, Statement No. 248 .....	1,356,854.45
	<hr/>
	1,694,029.43
	<hr/>
	\$ 3,487,140.36

The accompanying note is part of these financial statements.

Edmonton, Alberta, June 29, 1972

I have examined the Balance Sheet of the Alberta Colleges Commission as at March 31, 1972, and the Statements of Revenue and Expenditure and Trust Fund Operations for the year then ended. My examination included a general review of the accounting procedures and such tests of accounting records and other supporting evidence as I considered necessary in the circumstances.

In my opinion these financial statements present fairly the financial position of the Commission as at March 31, 1972, and the results of its operations for the year then ended, in accordance with generally accepted accounting principles applied on a basis consistent with that of the preceding year.

C. K. HUCKVALE, F.C.A.,  
Provincial Auditor

GOVERNMENT OF THE PROVINCE OF ALBERTA  
ALBERTA COLLEGES COMMISSION  
STATEMENT OF REVENUE AND EXPENDITURE  
FOR THE YEAR ENDED MARCH 31, 1972

REVENUE

Contribution from Province of Alberta .....	\$ 225,000.00
Interest .....	3,236.80

\$ 228,236.80

EXPENDITURE

Salaries .....	\$ 126,202.95
Staff travel .....	16,820.21
Rental and operation of leased premises .....	13,726.05
Commission travel and honoraria .....	10,269.69
Employee benefits .....	9,366.70
Research projects .....	9,068.73
Annual report and newsletters .....	5,047.49
Furniture and equipment purchases .....	4,611.25
Equipment rental and maintenance .....	4,200.45
Advertising, promotion and meetings .....	4,103.54
Printing, stationery and office supplies .....	2,915.13
Telephone and postage .....	2,893.49
Leasehold improvements .....	2,725.69
Publications, memberships and registrations .....	2,141.45
Insurance .....	514.36
Miscellaneous .....	607.31
	<u>215,214.49</u>

Surplus for the year ended March 31, 1972 .....	<u><u>\$ 13,022.31</u></u>
---	----------------------------

STATEMENT No. 248

GOVERNMENT OF THE PROVINCE OF ALBERTA  
ALBERTA COLLEGES COMMISSION  
STATEMENT OF TRUST FUND OPERATIONS  
FOR THE YEAR ENDED MARCH 31, 1972

	Colleges Operating Grants	Colleges Capital Grants	Total
Balance as at March 31, 1971 .....	\$ 949,970.70	\$ 9,788,259.29	\$ 8,838,288.59
Receipts:			
Contributions from Province of Alberta .....	10,082,722.01	7,000,000.00	17,082,722.01
Interest .....	4,069.19	209,154.87	213,224.06
Sales tax rebate .....		11,122.49	11,122.49
	<u>\$ 9,136,820.50</u>	<u>\$ 17,008,536.65</u>	<u>\$ 26,145,357.15</u>
Payments:			
Grants to colleges:			
Grande Prairie Regional College .....	\$ 520,000.00	\$ 244,607.91	\$ 764,607.91
Grant MacEwan Community College .....	1,230,000.00	1,357,222.00	2,587,222.00
Lethbridge Community College .....	1,716,763.52	265,010.89	1,981,774.41
Medicine Hat College .....	650,000.00	2,093,841.19	2,743,841.19
Mount Royal College .....	3,330,846.00	10,295,462.51	13,626,308.51
Red Deer College .....	1,352,036.00	1,395,537.70	2,747,573.70
	<u>\$ 8,799,645.52</u>	<u>\$ 15,651,682.20</u>	<u>\$ 24,451,327.72</u>
Balance as at March 31, 1972 .....	<u>\$ 337,174.98</u>	<u>\$ 1,356,854.45</u>	<u>\$ 1,694,029.43</u>

GOVERNMENT OF THE PROVINCE OF ALBERTA  
ALBERTA COLLEGES COMMISSION  
NOTE TO THE FINANCIAL STATEMENTS

MARCH 31, 1972

NOTE This reserve represents the unexpended balance of funds provided by the Province of Alberta to defray the costs of a study project pertaining to the co-ordination and master planning of the non-university post-secondary educational system in Alberta. Transactions during the year are summarized hereunder:

Contributions from the Province of Alberta .....		\$ 109,000.00
Deduct: Charges:		
Salaries .....	\$ 25,077.38	
Fees .....	11,532.00	
Staff travel .....	3,447.57	
Employee benefits .....	1,948.70	
Printing .....	1,393.43	
		<u>43,399.08</u>
Balance as at March 31, 1972 .....		<u>\$ 65,600.92</u>

GOVERNMENT OF THE PROVINCE OF ALBERTA  
ATHABASCA UNIVERSITY GOVERNING AUTHORITY  
BALANCE SHEET AS AT MARCH 31, 1972

ASSETS

Current:			
Cash on hand and in bank .....	\$	55,946.00	
Accounts receivable .....		1,559.65	
Accrued interest receivable .....		1,043.46	
Deposit, Workmen's Compensation Board .....		10,000.00	
			\$ 68,549.11
Fixed:			
Equipment, at cost .....	\$	8,392.27	
Development, Statement No. 250 (Note 2) .....		675,146.90	
			683,539.17
			<u>\$ 752,088.28</u>

LIABILITIES

Current:			
Accounts payable (Note 4) .....	\$	176,165.26	
Capital provided by the Province of Alberta (Note 5) .....		575,923.02	
			<u>\$ 752,088.28</u>

The accompanying notes are part of these financial statements.

Edmonton, Alberta, August 30, 1972

I have examined the Balance Sheet of the Athabasca University Governing Authority as at March 31, 1972, and the Statement of Development Expense with supporting schedule for the period June 25, 1970 to March 31, 1972. My examination included a general review of the accounting procedures and such tests of accounting records and other supporting evidence as I considered necessary in the circumstances.

In my opinion these financial statements present fairly the financial position of the Athabasca University Governing Authority as at March 31, 1972, in accordance with generally accepted accounting principles.

C. K. HUCKVALE, F.C.A.,  
Provincial Auditor

GOVERNMENT OF THE PROVINCE OF ALBERTA  
ATHABASCA UNIVERSITY GOVERNING AUTHORITY  
STATEMENT OF DEVELOPMENT EXPENSE  
FOR THE PERIOD JUNE 25, 1970 TO MARCH 31, 1972

Unapportioned development expense:			
Consultants' fees .....	\$	439,019.61	
Administration expense, net, Statement No. 251 .....		222,536.75	
Site expense, net, Statement No. 251 .....		13,590.54	
			<u>\$ 675,146.90</u>



STATEMENT No. 251

GOVERNMENT OF THE PROVINCE OF ALBERTA  
 ATHABASCA UNIVERSITY GOVERNING AUTHORITY  
 STATEMENT OF ADMINISTRATION AND SITE EXPENSE  
 FOR THE PERIOD JUNE 25, 1970 TO MARCH 31, 1972

<b>Administration Expense</b>		
Salaries .....	\$	120,321.18
Travelling .....		28,613.08
Rent .....		22,724.99
Advertising .....		6,525.86
Office supplies and sundries .....		6,061.82
Legal fees .....		5,830.00
Pension plan contributions .....		5,631.80
Telephone and telegraph .....		3,281.35
Public relations .....		3,279.55
Accounting and consulting .....		3,168.00
Moving allowances .....		3,140.68
Leasehold improvements .....		2,823.60
Books and periodicals .....		2,178.40
Living allowance .....		1,815.00
Utilities .....		1,677.50
Postage .....		1,668.22
Campus site model .....		1,555.00
Life and disability group insurance .....		1,262.69
Miscellaneous .....		2,468.87
	\$	224,027.59
<b>Deduct:</b>		
Interest revenue .....		1,490.84
	\$	222,536.75
<b>Site Expense</b>		
Salaries .....	\$	9,076.62
Utilities .....		3,153.36
Tools and supplies .....		737.01
Commissionaires .....		719.18
Miscellaneous .....		1,678.37
	\$	15,364.54
<b>Deduct: Revenue:</b>		
Rent .....	\$	1,624.00
Miscellaneous .....		150.00
		1,774.00
	\$	13,590.54

GOVERNMENT OF THE PROVINCE OF ALBERTA  
 ATHABASCA UNIVERSITY GOVERNING AUTHORITY  
 NOTES TO THE FINANCIAL STATEMENTS

MARCH 31, 1972

- NOTE 1** The Athabasca University Governing Authority was established on June 25, 1970, by authority of Order-in-Council 1206/70 pursuant to Section 3, Subsections 2 to 4 inclusive, of The Universities Act.
- NOTE 2** Activity to March 31, 1972, consisted of operations relative to the establishment of the Athabasca University. All expenditures thereon have been capitalized in the attached Balance Sheet.
- NOTE 3** Title to the site of the proposed university is held in the name of the Minister of Public Works.
- NOTE 4** Accounts payable includes an estimated liability to consultants in an amount of \$168,442.05.
- NOTE 5** Development expense has been financed by operating and capital grants received from the Alberta Universities Commission in the amounts of \$354,000.00 and \$221,923.02 respectively. All grants received have been reflected as capital provided by the Province of Alberta in the attached Balance Sheet.
- NOTE 6** All physical planning relating to the Athabasca University has been suspended indefinitely.

GOVERNMENT OF THE PROVINCE OF ALBERTA  
THE UNIVERSITY OF ALBERTA  
BALANCE SHEET AS AT MARCH 31, 1972  
(with comparative figures as at March 31, 1971)  
(thousands of dollars)

ASSETS		
	1972	1971
Operating Funds		
Current:		
Cash on hand and in bank (Note 1) .....	\$ 231	\$ 280
Short term bank deposits .....	15,857	12,970
Accounts receivable:		
Sundry debtors, less allowance for doubtful accounts (Note 1) .....	1,809	804
Province of Alberta .....	428	629
Government of Canada .....	68	101
Accrued interest .....	470	324
Merchandise held for resale .....	921	957
Prepaid expenses:		
Supplies .....	817	872
Sabbatical salaries .....	270	.....
Insurance .....	4	3
Due from trust funds .....	196	.....
Investments, at amortized cost .....	.....	1,421
Total current assets .....	\$ 21,071	\$ 18,361
Other:		
Livestock .....	89	105
Deposit, Workmen's Compensation Board .....	25	25
	\$ 21,185	\$ 18,491
Capital Funds		
Loans receivable, Students' Union re building contributions (see contra, Statement No. 258) .....	\$ 3,477	\$ 3,529
Fixed assets: (Note 2)		
Land, buildings and plant .....	173,175	155,856
Furnishings and equipment .....	61,110	53,791
Due from operating funds (Note 3) .....	5,886	5,209
	\$ 243,648	\$ 218,385
Trust Funds		
Cash in bank (Note 1) .....	\$ 311	\$ 637
Short term deposits .....	710	2,010
Due from brokers .....	388	.....
Grants receivable (Note 1) .....	406	201
Loans receivable .....	94	100
Accrued interest .....	338	274
Investments, at amortized cost (approximate market value: 1972 \$38,480; 1971 \$29,560) (Note 4) .....	40,224	31,708
Due from operating funds .....	.....	1
	\$ 42,471	\$ 34,931
Total .....	\$307,304	\$271,807

## STATEMENT No. 252—Continued

## LIABILITIES

	1972	1971
<b>Operating Funds</b>		
Current:		
Bank and treasury branch indebtedness .....	\$ 240	\$ 2,343
Accounts payable and accrued liabilities .....	8,235	4,917
Holdbacks payable .....	2,693	1,280
Accrued interest .....	325	272
Deferred housing, tuition and other fees .....	186	200
Due to trust funds .....		1
Due to capital funds (Note 3) .....	5,886	5,209
Total current liabilities .....	\$ 17,565	\$ 14,222
Reserves, Statement No. 257 .....	2,054	1,891
Operating surplus, Statement No. 253 .....	1,566	2,378
	<u>\$ 21,185</u>	<u>\$ 18,491</u>
<b>Capital Funds</b>		
Long term debt, Statement No. 258 .....	\$ 16,236	\$ 15,797
Capital and capital surplus:		
Capital provided by the Province of Alberta, Statement No. 254 .....	184,918	166,585
Capital surplus, Statement No. 255 .....	42,494	36,003
	<u>\$243,648</u>	<u>\$218,385</u>
<b>Trust Funds</b>		
Due to brokers .....	\$ 607	\$ .....
Killam estate: (Note 5)		
Endowment .....	14,031	12,770
Expendable .....	790	807
Rockefeller Foundation Endowment .....	500	500
Research .....	3,958	4,372
Scholarships .....	1,526	1,387
Faculties and departments .....	968	809
Grants and loans .....	180	161
General purpose .....	1,167	810
Students' union .....	221	310
Held on behalf of others .....	164	218
Academic Pension Fund, Statement No. 259 (Notes 5 and 6) .....	16,360	11,457
Unallocated interest, dividends and capital gains and losses (Note 5) .....	1,803	1,330
Due to operating funds .....	196	.....
	<u>\$ 42,471</u>	<u>\$ 34,931</u>
Total .....	<u>\$307,304</u>	<u>\$271,807</u>

The accompanying notes are part of these financial statements.

Edmonton, Alberta, July 31, 1972

I have examined the Balance Sheet and the Statement of Long Term Debt of The University of Alberta as at March 31, 1972, and the Statements of Operating Surplus, Capital Provided by the Province of Alberta, Capital Surplus, Revenue and Expense, Reserves and Academic Pension Fund Operations for the year then ended. My examination included a general review of the accounting procedures and such tests of accounting records and other supporting evidence as I considered necessary in the circumstances.

In my opinion these financial statements present fairly the financial position of the University as at March 31, 1972, and the results of its operations for the year then ended, in accordance with generally accepted accounting principles applied on a basis consistent with that of the preceding year.

C. K. HUCKVALE, F.C.A.,  
Provincial Auditor

STATEMENT No. 253

GOVERNMENT OF THE PROVINCE OF ALBERTA  
THE UNIVERSITY OF ALBERTA  
STATEMENT OF OPERATING SURPLUS  
FOR THE YEAR ENDED MARCH 31, 1972  
(thousands of dollars)

Balance as at March 31, 1971 .....		\$ 2,378
Add: Proceeds from disposal of equipment .....		6
		<u>\$ 2,384</u>
Deduct:		
Deficit for the year, Statement No. 256 .....	\$ 251	
Net departmental surpluses transferred to reserves, Statement No. 257 .....	9	
Transfer to capital surplus for purchase of computer equipment .....	440	
Garneau properties net revenue transferred to capital surplus, Statement No. 255 .....	118	
		<u>818</u>
Balance as at March 31, 1972 .....		<u><u>\$ 1,566</u></u>

STATEMENT No. 254

GOVERNMENT OF THE PROVINCE OF ALBERTA  
THE UNIVERSITY OF ALBERTA  
STATEMENT OF CAPITAL PROVIDED BY THE PROVINCE  
OF ALBERTA  
FOR THE YEAR ENDED MARCH 31, 1972  
(thousands of dollars)

Balance as at March 31, 1971 .....		\$166,585
Add:		
Funds received from the Alberta Universities Commission:		
Capital grant .....	\$ 17,812	
Matching grant .....	1,643	
		<u>19,455</u>
		<u>\$186,040</u>
Deduct:		
Federal Health Resources Fund contributions transferred to capital surplus .....	\$ 1,108	
Buildings demolished and written off .....	12	
Prior year's adjustment .....	2	
		<u>1,122</u>
Balance as at March 31, 1972 .....		<u><u>\$184,918</u></u>

STATEMENT No. 255

GOVERNMENT OF THE PROVINCE OF ALBERTA  
 THE UNIVERSITY OF ALBERTA  
 STATEMENT OF CAPITAL SURPLUS  
 FOR THE YEAR ENDED MARCH 31, 1972  
 (thousands of dollars)

Balance as at March 31, 1971		\$ 36,003
Add:		
Capital assets provided from:		
Operating funds	\$ 1,468	
Trust and research funds	1,274	
Hospitalization Benefits Plan re the Provincial Laboratories of		
Public Health	52	
Operating surplus	440	
Unallocated interest, dividends and capital gains and losses	600	
Canadian Cancer Society	245	
Garneau properties, net revenue	118	
Donations from the Three Alberta Universities Capital Fund (Note 7)	566	
Interest	559	
Federal Health Resources Fund contributions transferred from capital		
provided by the Province of Alberta	1,108	
Mortgage principal repayments	61	
		<u>6,491</u>
Balance as at March 31, 1972		<u>\$ 42,494</u>

GOVERNMENT OF THE PROVINCE OF ALBERTA  
THE UNIVERSITY OF ALBERTA  
STATEMENT OF REVENUE AND EXPENSE  
FOR THE YEAR ENDED MARCH 31, 1972  
(with comparative figures for the year ended March 31, 1971)  
(thousands of dollars)

REVENUE		
	1972	1971
Grants:		
Alberta Universities Commission .....	\$ 55,518	\$ 50,136
Less: Payments to colleges .....	16	38
	<u>\$ 55,502</u>	<u>\$ 50,098</u>
Government of Canada:		
Vocational education students .....	32	47
	<u>\$ 55,534</u>	<u>\$ 50,145</u>
Fees:		
General .....	8,811	8,912
Special .....	111	69
Killam estate, appropriated earnings .....	340	340
Grants in aid .....	70	70
Interest, net .....	781	1,064
Other .....		90
	<u>\$ 65,647</u>	<u>\$ 60,690</u>
EXPENSE, NET		
Faculties and schools .....	\$ 45,291	\$ 42,419
Indirect instructional .....	1,890	1,372
Library .....	4,932	4,686
Plant maintenance .....	6,934	6,690
Student services .....	821	662
Public service departments .....	832	793
Administrative departments .....	3,027	3,020
Miscellaneous expense .....	2,307	1,997
Operating departments .....	136	83
	<u>\$ 65,898</u>	<u>\$ 61,556</u>
Deficit for the year (Note 8) .....	<u>\$ 251</u>	<u>\$ 866</u>



STATEMENT No. 257

GOVERNMENT OF THE PROVINCE OF ALBERTA  
THE UNIVERSITY OF ALBERTA

## STATEMENT OF RESERVES

FOR THE YEAR ENDED MARCH 31, 1972

(thousands of dollars)

	Balance as at March 31, 1971	Transfers from Operating Surplus (Statement No. 253)	Add		Interest	Deduct	Balance as at March 31, 1972
			Provisions Charged to Operations	Equipment Replacement		Charges to Reserves	
Operating:							
Bookstore	\$ 49	\$ 12	\$		\$ 1	\$	\$ 62
Housing and food services	54	15			2		71
Married student housing	60	15			2		47
Printing and duplicating services	12	40			1		53
Vehicle pool and garage		19					19
Equipment replacement:							
Bookstore	21			10	1		32
Food services	232			43	11		286
Housing	173			27	9		209
Married student housing	103			23	5		131
Printing and duplicating services	67			60	4		131
Utilities—electrical	80			56			24
Utilities—steam	47			15			32
Utilities—Water				41			41
Other:							
Federal aid funds, unexpended	91				4		95
Library funds, unexpended	534					29	505
Parking operations	244	8			12		248
Provincial Laboratories of Public Health	295						295
Workmen's compensation	35			63		59	39
	\$1,891	\$ 9	\$133	\$ 63	\$ 46	\$ 88	\$2,054

## GOVERNMENT OF THE PROVINCE OF ALBERTA

## THE UNIVERSITY OF ALBERTA

## STATEMENT OF LONG TERM DEBT

AS AT MARCH 31, 1972

(with comparative figures as at March 31, 1971)

(thousands of dollars)

Final Maturity Date	Rate of Interest	Original Advance	Amount Outstanding	
			1972	1971
Mortgages payable:				
(a) July 1, 2000 .....	6½ %	\$ 1,200	\$ 1,186	\$ 1,198
(b) July 1, 2001 .....	7½ %	1,250	1,250	700
(c) July 1, 2014 .....	5½ %	3,300	3,165	3,185
(d) April 1, 2018 .....	5¾ %	4,500	4,433	4,452
(e) November 1, 2018 .....	6¼ %	2,250	2,225	2,233
Debentures payable, Province of Alberta:				
(f) June 30, 1999 .....	5½ %	3,625	3,477	3,529
(g) Advance from the Provincial Treasurer		500	500	500
			<u>\$16,236</u>	<u>\$15,797</u>
(a) Mortgage to finance construction of Car Park I, repayable in annual instalments of principal and interest.				
(b) Mortgage to finance construction of Car Park II, repayable in annual instalments of principal and interest.				
(c) Mortgage to finance construction of food services building and student residences, repayable in monthly instalments of principal and interest, guaranteed by the Province of Alberta.				
(d) Mortgage to finance construction of married student housing, repayable in monthly instalments of principal and interest.				
(e) Mortgage to finance construction of a student residence, repayable in monthly instalments of principal and interest.				
(f) University of Alberta debenture to finance construction of the Students' Union building, repayable in annual instalments of principal and interest.				
(g) Advance to finance construction of student residences and food services building.				

STATEMENT No. 259

GOVERNMENT OF THE PROVINCE OF ALBERTA  
THE UNIVERSITY OF ALBERTA  
STATEMENT OF ACADEMIC PENSION FUND OPERATIONS  
FOR THE YEAR ENDED MARCH 31, 1972  
(thousands of dollars)

Balance as at March 31, 1971 .....			\$ 11,457
Revenue:			
Contributions:			
Staff members .....	\$ 1,914		
Universities .....	2,418		
		\$ 4,332	
Interest and dividends:			
Credited to staff members' accounts .....	\$ 612		
Undistributed .....	162		
		774	
		\$ 5,106	
Expense:			
Pensions .....	\$ 257		
Payments to staff members leaving service .....	325		
Payments to beneficiaries .....	9		
		591	
Net revenue before capital gains .....		\$ 4,515	
Add: Realized capital gains, net (Note 5) .....		388	
			4,903
Balance as at March 31, 1972 (Note 6) .....			\$ 16,360

GOVERNMENT OF THE PROVINCE OF ALBERTA  
THE UNIVERSITY OF ALBERTA  
NOTES TO THE FINANCIAL STATEMENTS

MARCH 31, 1972

(all figures are stated in thousands of dollars)

NOTE 1 Trust grants receivable, previously included in operating accounts receivable, sundry debtors, with an offsetting adjustment to bank accounts, are now shown separately. The 1971 figures have been restated for comparative purposes.

NOTE 2 Buildings, plant, furnishings and equipment are stated in the Balance Sheet at original cost. Buildings in course of construction have been included in the assets of the University to the extent of construction costs incurred to March 31, 1972.

No provision has been made for depreciation. Independent appraisals completed during the years ended March 31, 1950, and 1967 indicated that values have been maintained through repairs and renewals which have been financed from revenues and reserve funds.

NOTE 3 Due from operating funds, \$5,886, represents unexpended capital funds in the form of short term deposits held with operating funds. The source of these funds is as follows:

Capital provided by the Province of Alberta .....	\$ 2,914
Capital surplus .....	2,965
Mortgage draws in excess of expenditures .....	7
	<u>\$ 5,886</u>

NOTE 4 Investments are summarized hereunder:

	Amortized Cost Value	Market Value
Trust Funds:		
Government of Canada bonds, direct and guaranteed .....	\$ 39	\$ 39
Provincial debentures, direct and guaranteed .....	190	168
Municipal debentures .....	6	5
Corporation debentures .....	3,370	3,366
Convertible corporate debentures .....	6,463	5,725
Preferred shares .....	556	567
Convertible preferred shares .....	273	307
Common shares .....	24,502	23,478
Mortgages receivable .....	4,149	4,149
Mortgage advances .....	676	676
	<u>\$40,224</u>	<u>\$38,480</u>

NOTE 5 The following net capital gains on investment transactions, realized during the year ended March 31, 1972, have been credited to the undernoted funds:

Killam estate, endowment .....	\$ 1,071
Academic Pension Fund .....	388
Unallocated interest, dividends and capital gains and losses .....	911
	<u>\$ 2,370</u>

NOTE 6 An actuarial valuation, dated April 5, 1971, based on certain actuarial assumptions, indicates that as at March 31, 1970, the Academic Pension Plan Fund assets together with future contributions of present academic staff members at the University of Alberta and the University of Calgary, and a matching contribution to be made by the Universities will be insufficient by an amount of \$17,629 to meet liabilities of the fund.

A supplemental actuarial report dated November, 1971 prepared on a revised actuarial basis indicates a deficit of \$20,676 as at March 31, 1970.

Under the provisions of Section 24, Sub-section 4, of The Universities Act payment of all benefits is guaranteed by the Government of the Province of Alberta.

NOTE 7 Of the funds received from The Three Alberta Universities Capital Fund a balance of \$963 is eligible for matching by the Province of Alberta when expended on approved capital projects.

NOTE 8 Deficit for the year has been determined after a charge against operations of \$1,468 for the acquirement of capital assets. The comparable figure for the previous year was \$1,623.

NOTE 9 The University has a contractual obligation, on behalf of the Academic Pension Fund, to purchase National Housing Act insured first mortgages with a face value of \$3,383. As at March 31, 1972, \$2,707 remained as a commitment for future mortgage advances.

NOTE 10 The University has a contingent liability of approximately \$210 in respect to guarantees given to secure bank loans to assist faculty members in purchasing homes.

NOTE 11 The University has commitments of approximately \$11,577 in respect to construction projects contracted and in progress as at March 31, 1972, which are not reflected in the Balance Sheet.



GOVERNMENT OF THE PROVINCE OF ALBERTA  
THE UNIVERSITY OF CALGARY  
BALANCE SHEET AS AT MARCH 31, 1972  
(with comparative figures as at March 31, 1971)  
(Thousands of Dollars)

	1972	1971
<b>ASSETS</b>		
Current:		
Cash on hand .....	\$ 54	\$ 54
Short term deposits .....	12,233	13,533
Accounts receivable, less allowance for doubtful accounts (Note 1) .....	433	392
Accrued interest .....	185	75
Merchandise held for resale, at cost .....	578	499
Prepaid expenses:		
Supplies, at cost .....	378	481
Insurance .....	38	41
Sabbatical salaries .....	164	
Miscellaneous .....	8	16
Due from trust .....	123	1,132
Due from Banff School of Fine Arts .....	571	
	<u>\$ 14,765</u>	<u>\$ 16,223</u>
Other assets:		
Deposit, Workmen's Compensation Board .....	\$ 15	\$ 15
Fixed assets, at cost:		
Land, buildings and plant .....	\$ 108,877	\$ 87,085
Furnishings and equipment .....	31,076	27,707
	<u>\$ 139,953</u>	<u>\$ 114,792</u>
Trust:		
Cash on hand, in bank and trust company .....	\$ 52	\$ 68
Short term deposits .....	3,050	3,870
Accounts receivable .....	223	289
Loans receivable .....	19	12
Accrued interest .....	115	54
Investments, at cost (approximate market value: 1972 \$179; 1971 \$150) .....	177	148
	<u>\$ 3,636</u>	<u>\$ 4,441</u>
	<u>\$ 158,369</u>	<u>\$ 135,471</u>
<b>LIABILITIES</b>		
Current:		
Bank and treasury branch overdrafts .....	\$ 2,372	\$ 2,522
Accounts payable .....	4,293	4,250
Contractors' holdbacks .....	3,060	1,818
Suspense .....	35	
Accrued interest .....	2	2
Due to Banff School of Fine Arts .....		8
	<u>\$ 9,762</u>	<u>\$ 8,600</u>
Deferred revenue:		
Fees .....	\$ 10	\$ 14
Rentals and food services .....	52	59
	<u>\$ 62</u>	<u>\$ 73</u>
Long term debt, Statement No. 264 .....	\$ 6,716	\$ 6,955
Reserves, Statement No. 269 .....	\$ 1,003	\$ 1,098
Capital and capital surplus:		
Capital provided by the Province of Alberta, Statement No. 261 .....	\$ 111,877	\$ 95,549
Capital surplus, Statement No. 262 .....	23,150	17,486
	<u>\$ 135,027</u>	<u>\$ 113,035</u>



## STATEMENT No. 260—Continued

## Operating surplus: (Notes 1, 2 and 3)

Balance at beginning of year	\$ 1,269	\$ 1,380
Appropriated to equipment replacement reserve		(31)
Appropriated to environmental design reserve		(25)
Surplus (deficit) for the year ended March 31	894	(55)
Balance at end of year	\$ 2,163	\$ 1,269

## Trust:

Matured coupons	\$ 2	\$ 2
Less: Cash provided for redemption	2	2
	\$	\$
Killam estate, expendable	760	699
Davies estate, capital	179	137
Scholarships:		
Escheated estates	82	62
General	41	115
Research	1,229	1,264
Grants and loans	39	57
General purposes	942	740
Held on behalf of others	241	183
Due to general account	123	1,132
Due to Banff School of Fine Arts Trust		52
	\$ 3,636	\$ 4,441
	\$ 158,369	\$ 135,471

The accompanying notes are part of these financial statements.

Edmonton, Alberta, August 10, 1972

I have examined the Balance Sheet, the Sinking Fund Balance Sheet, the Banff School of Fine Arts Trust Balance Sheet, the Statement of Long Term Debt, the Banff School of Fine Arts Trust Statement of Long Term Debt and Schedule of Reserves of The University of Calgary as at March 31, 1972, and the Statements of Capital Provided by the Province of Alberta, Capital Surplus, Revenue and Expense and Banff School of Fine Arts Trust Revenue and Expense for the year then ended. My examination included a general review of the accounting procedures and such tests of accounting records and other supporting evidence as I considered necessary in the circumstances.

In my opinion these financial statements present fairly the financial position of the University as at March 31, 1972, and the results of its operations for the year then ended, in accordance with generally accepted accounting principles which, except for changes referred to in Notes 3 and 5 to the financial statements, have been applied on a basis consistent with that of the preceding year.

C. K. HUCKVALE, F.C.A.,  
Provincial Auditor

STATEMENT No. 261

## GOVERNMENT OF THE PROVINCE OF ALBERTA

## THE UNIVERSITY OF CALGARY

## STATEMENT OF CAPITAL PROVIDED BY THE PROVINCE OF ALBERTA

FOR THE YEAR ENDED MARCH 31, 1972

(Thousands of Dollars)

Balance at beginning of year .....		\$	95,549
Add:			
Funds received from the Alberta Universities Commission:			
Capital grant .....	\$	16,536	
Matching grant .....		2,344	
	\$	18,880	
Funds received from the Province of Alberta:			
Capital grant .....		300	
			19,180
			\$ 114,729
Deduct:			
Federal Health Resources Fund contribution to Health Sciences Centre costs transferred to capital surplus .....			2,852
Balance at end of year .....		\$	111,877

STATEMENT No. 262

## GOVERNMENT OF THE PROVINCE OF ALBERTA

## THE UNIVERSITY OF CALGARY

## STATEMENT OF CAPITAL SURPLUS

FOR THE YEAR ENDED MARCH 31, 1972

(with comparative figures for the year ended March 31, 1971)

(Thousands of Dollars)

	1972	1971
Balance at beginning of year .....	\$ 17,486	\$ 11,348
Deduct:		
Capital assets transferred to Banff School of Fine Arts Trust .....		1,811
	\$ 17,486	\$ 9,537
Add:		
Transfer from sinking fund reserve .....	\$	\$ 242
Federal Health Resources Fund contribution to Health Sciences Centre costs transferred from capital provided by the Province of Alberta .....	2,852	2,699
Capital assets provided from:		
Operating funds .....	1,095	984
Trust and research funds .....	458	833
McMahon Stadium Society .....	6	3
Students' Union funds .....	3	1,932
Donations from the Three Alberta Universities Capital Fund (Note 4) .....	752	836
Interest .....	291	192
Other donations .....	150	118
Sinking fund contribution and earnings .....	59	64
Mortgage and debenture principal repayments .....	30	25
Fire recovery, (loss) net .....	(19)	21
Loss on disposal of capital assets, net .....	(13)	
	\$ 5,664	\$ 7,949
Balance at end of year .....	\$ 23,150	\$ 17,486

STATEMENT No. 263

GOVERNMENT OF THE PROVINCE OF ALBERTA  
 THE UNIVERSITY OF CALGARY  
 STATEMENT OF REVENUE AND EXPENSE  
 FOR THE YEAR ENDED MARCH 31, 1972  
 (with comparative figures for the year ended March 31, 1971)  
 (Thousands of Dollars)

REVENUE		
	1972	1971
Grants:		
Alberta Universities Commission .....	\$ 28,734	\$ 23,897
Government of Canada:		
National Welfare Grant .....	25	43
Grants in aid .....	3	
	<u>\$ 28,762</u>	<u>\$ 23,940</u>
Fees:		
General .....	\$ 4,807	\$ 4,713
Special .....	28	27
	<u>\$ 4,835</u>	<u>\$ 4,740</u>
Interest and exchange, net .....	\$ 541	\$ 913
	<u>\$ 34,138</u>	<u>\$ 29,593</u>
EXPENSE, NET		
Faculties and schools (Notes 1, 2 and 3) .....	\$ 22,184	\$ 19,142
Indirect instructional (Note 5) .....	915	1,950
Library .....	2,467	2,330
Plant maintenance .....	3,334	3,024
Student services .....	461	407
Public service departments .....	224	200
Administrative departments .....	2,539	1,982
Miscellaneous expense .....	917	576
Operating departments (Note 3) .....	203	37
	<u>\$ 33,244</u>	<u>\$ 29,648</u>
Surplus (deficit) for the year (Notes 1, 2, 3 and 6) .....	<u>\$ 894</u>	<u>\$ (55)</u>

GOVERNMENT OF THE PROVINCE OF ALBERTA  
THE UNIVERSITY OF CALGARY  
STATEMENT OF LONG TERM DEBT

AS AT MARCH 31, 1972  
(with comparative figures as at March 31, 1971)  
(Thousands of Dollars)

Final Maturity Date	Rate of Interest	Original Advance	Amount 1972	Outstanding 1971
Debentures payable:				
(a) March 15, 1982	5½%	\$ 750	\$ 750	\$ 750
Deduct: Sinking fund assets, cash and investments			364	306
			\$ 386	\$ 444
(b) June 1, 1975		300	50	200
(c) November 1, 2005	7%	3,714	3,683	3,701
			\$4,119	\$4,345
Mortgage payable:				
(d) March 1, 2016	5½%	2,165	2,097	2,110
(e) Advance from the Provincial Treasurer		500	500	500
			\$6,716	\$6,955

- (a) Guaranteed by the Province of Alberta.
- (b) Non-interest bearing debentures held in escrow and to be surrendered from time to time as a gift to the University.
- (c) Debenture to finance construction of married students housing, repayable in monthly instalments of principal and interest.
- (d) Mortgage to finance construction of food services building and student residences, repayable in monthly instalments of principal and interest, guaranteed by the Province of Alberta.
- (e) Advance to finance construction of student residences and food services building.

STATEMENT No. 265

GOVERNMENT OF THE PROVINCE OF ALBERTA

THE UNIVERSITY OF CALGARY

SINKING FUND

BALANCE SHEET AS AT MARCH 31, 1972

(with comparative figures as at March 31, 1971)

(In Dollars)

ASSETS		1972	1971
Cash in bank .....	\$	1,342	\$ 860
Investments, at amortized cost (Approximate market value: 1972 \$343,000; 1971 \$303,000) .....		359,268	301,482
Accrued interest .....		3,683	3,290
	\$	<u>364,293</u>	<u>\$ 305,632</u>
LIABILITIES			
Sinking fund reserve:			
Balance at beginning of year .....	\$	305,632	\$ 241,931
Add:			
Contributions .....		30,000	40,000
Earnings from investments .....		28,661	23,701
	\$	<u>364,293</u>	<u>\$ 305,632</u>

GOVERNMENT OF THE PROVINCE OF ALBERTA  
THE UNIVERSITY OF CALGARY  
BANFF SCHOOL OF FINE ARTS TRUST  
BALANCE SHEET AS AT MARCH 31, 1972  
(with comparative figures as at March 31, 1971)  
(In Dollars)

ASSETS	1972	1971
Current:		
Cash on hand and in bank .....	\$ 90,752	\$ 5,561
Accounts receivable, less allowance for doubtful accounts .....	149,939	45,000
Merchandise held for resale, at cost .....	5,141	1,191
Due from The University of Calgary .....		8,485
	<u>\$ 245,832</u>	<u>\$ 60,237</u>
Fixed assets, at cost:		
Land, buildings and plant .....	\$ 6,121,090	\$ 5,919,800
Furnishings and equipment .....	529,043	412,755
	<u>\$ 6,650,133</u>	<u>\$ 6,332,555</u>
Trust:		
Investments, at cost (approximate market value: 1972 \$11,000; 1971 \$18,000) ..	\$ 10,900	\$ 17,900
Due from general account .....	96,429	
Due from The University of Calgary trust .....		51,679
	<u>\$ 107,329</u>	<u>\$ 69,579</u>
	<u>\$ 7,003,294</u>	<u>\$ 6,462,371</u>
LIABILITIES	1972	1971
Current:		
Accounts payable .....	\$	\$ 845
Accrued interest .....	15,592	15,884
Due to The University of Calgary .....	571,123	
Due to trust .....	96,429	
	<u>\$ 683,144</u>	<u>\$ 16,729</u>
Deferred revenue:		
Fees and rentals .....	\$ 24,228	\$ 36,090
Mortgages and debentures payable, Statement No. 268 .....	\$ 942,048	\$ 966,327
Capital and capital surplus:		
Capital provided by the Province of Alberta:		
Balance at beginning of year .....	\$ 3,467,752	\$ 3,127,252
Add: Funds received from the Alberta Universities Commission .....	108,000	340,500
Balance at end of year .....	<u>\$ 3,575,752</u>	<u>\$ 3,467,752</u>
Capital surplus:		
Balance at beginning of year .....	\$ 1,854,015	\$ 1,811,067
Add: Mortgage and debenture principal repayments .....	24,280	22,948
Capital assets provided from trust funds .....	75	
Donations .....	7,000	20,000
Proceeds from disposal of capital assets .....	1,137	
Balance at end of year .....	<u>\$ 1,886,507</u>	<u>\$ 1,854,015</u>
	<u>\$ 5,462,259</u>	<u>\$ 5,321,767</u>



## Operating surplus:

Balance at beginning of year	\$ 51,879	\$
Surplus (deficit) for the year	(267,593)	51,879

Balance at end of year	\$ (215,714)	\$ 51,879
------------------------	--------------	-----------

## Trust:

Scholarships	\$ 23,794	\$ 11,531
Grants and loans	1,500	1,500
General purposes	80,679	55,077
Held on behalf of others	1,356	1,471

\$ 107,329	\$ 69,579
------------	-----------

\$ 7,003,294	\$ 6,462,371
--------------	--------------

GOVERNMENT OF THE PROVINCE OF ALBERTA  
THE UNIVERSITY OF CALGARY  
BANFF SCHOOL OF FINE ARTS TRUST  
STATEMENT OF REVENUE AND EXPENSE  
FOR THE YEAR ENDED MARCH 31, 1972  
(In Dollars)  
REVENUE

Grants:					
Alberta Universities Commission				\$	150,000
			EXPENSE, NET		
Arts				\$	99,100
Management studies					(6,732)
Conferences					45,130
Theatre					108,223
Buildings and grounds					392,622
Administration					290,291
Housing					(494,982)
Food services					(17,603)
Communications					1,544
					<u>417,593</u>
Deficit for the year				\$	<u>267,593</u>

GOVERNMENT OF THE PROVINCE OF ALBERTA  
THE UNIVERSITY OF CALGARY  
BANFF SCHOOL OF FINE ARTS TRUST  
STATEMENT OF LONG TERM DEBT  
AS AT MARCH 31, 1972  
(with comparative figures as at March 31, 1971)  
(in dollars)

	Final Maturity Date	Rate of Interest	Original Advance	Amount Outstanding 1972	Amount Outstanding 1971
Mortgages:					
(a) June 1, 1985		6¼%	\$ 42,025	\$ 32,112	\$ 33,736
Debentures:					
(b) November 1, 1992		5¾%	335,000	298,219	306,375
(c) January 1, 1993		5¾%	665,000	611,717	626,216
				<u>\$942,048</u>	<u>\$966,327</u>

- (a) Mortgages to finance construction of staff houses at the Banff School of Fine Arts, repayable in monthly instalments of principal and interest.
- (b) Debenture issued to finance construction of a chalet at the Banff School of Fine Arts, repayable in semi-annual instalments of principal and interest, guaranteed by the Province of Alberta.
- (c) Debenture issued to finance construction of an addition to a chalet at the Banff School of Fine Arts, repayable in semi-annual instalments of principal and interest, guaranteed by the Province of Alberta.

STATEMENT No. 269

## GOVERNMENT OF THE PROVINCE OF ALBERTA

## THE UNIVERSITY OF CALGARY

## SCHEDULE OF RESERVES

AS AT MARCH 31, 1972

(with comparative figures as at March 31, 1971)

(Thousands of Dollars)

	1972	1971
Equipment replacement (Note 3)	\$ 776	\$ 727
Environmental design funds unexpended	109	67
Library funds unexpended	63	267
Married student housing maintenance	25	13
Federal aid funds unexpended	24	24
Radio and television funds unexpended	6	
	<u>\$ 1,003</u>	<u>\$ 1,098</u>

(See Note 2)

## GOVERNMENT OF THE PROVINCE OF ALBERTA

## THE UNIVERSITY OF CALGARY

## NOTES TO THE FINANCIAL STATEMENTS

MARCH 31, 1972

(Amounts are stated in Thousands of Dollars)

- NOTE 1** A payment received during the year applicable to prior periods was not previously recorded as receivable. The 1971 figures appearing in these statements have been restated to reflect the receivable of \$20 with a corresponding adjustment of \$4 to the opening surplus balance and \$16 reflected in the operating results for the year.
- NOTE 2** The retroactive faculty of medicine salary reserve, \$100, appearing in the March 31, 1971, statements was not required. The 1971 figures appearing in these statements have been restated to reflect the elimination of the reserve with corresponding adjustment in the operating results for the year.
- NOTE 3** The rates of appropriation for equipment replacement were in a number of instances revised during the year. The net revision was retroactively applied and the 1971 figures appearing in these statements have been restated to reflect a reduction of \$220 in the equipment replacement reserve with a corresponding adjustment of \$176 in the opening surplus balance and \$44 reflected in operating results for the year.
- NOTE 4** Of the funds received from The Three Alberta Universities Capital Fund a balance of \$303 is eligible for matching by the Province of Alberta when expended on approved capital projects.
- NOTE 5** The University adopted a policy effective April 1, 1971, of charging all expenses for computing services to user departments. This accounts for the decrease in indirect instructional expense as compared with the previous year.
- NOTE 6** Surplus for the year has been determined after a charge against operations of \$1,095 for the acquirement of capital assets. The comparable figure for the previous year was \$984.
- NOTE 7** The University has commitments of approximately \$3,419 in respect to construction projects contracted and in progress as at March 31, 1972, which are not reflected in the Balance Sheet.

GOVERNMENT OF THE PROVINCE OF ALBERTA  
THE UNIVERSITY OF LETHBRIDGE  
BALANCE SHEET AS AT MARCH 31, 1972

ASSETS

Operating Funds:

Current:

Cash on hand .....		\$	102,981
Short term bank deposit .....			500,000
Accounts receivable:			
Government of Canada .....	\$	83,964	
Sundry debtors, less allowance for doubtful accounts .....		54,185	
			138,149
Accrued interest .....			3,062
Merchandise held for resale, at cost .....			109,484
Prepaid expenses:			
Salaries .....	\$	23,478	
Unexpired insurance .....		574	
			24,052
Due from capital funds (Note 3) .....			857,048

\$ 1,734,776

Other:

Deposit, Workmen's Compensation Board .....			10,000
---	--	--	--------

\$ 1,744,776

Capital Funds:

Fixed assets:

Land and buildings, at cost .....	\$	16,124,808	
Furnishings and equipment, at cost .....		3,226,170	
			\$ 19,350,978
Leasehold improvements (Note 1) .....			72,053

\$ 19,423,031

Trust Funds:

Cash in bank .....	\$	96,863	
Accounts receivable .....		11,434	
Term deposits .....		15,956	
Accrued interest .....		1,934	
Due from operating funds .....		2,971	
			\$ 129,158

\$ 21,296,965

LIABILITIES

Operating Funds:

Current:

Bank overdraft .....		\$	485,812
Accounts payable .....			454,140
Contractors' holdbacks .....			339,219
Prepaid fees and rentals .....			7,910
Due to trust funds .....			2,971

\$ 1,290,052

Reserves:

Operating departments equipment replacement .....	\$	25,208	
Library fund donation unexpended .....		96	
			25,304

Operating surplus:

As at March 31, 1971 .....	\$	192,034	
Add: Surplus for the year ended March 31, 1972 .....		237,386	
			429,420

\$ 1,744,776

## STATEMENT No. 270—Continued

## Capital Funds:

Advances from Central Mortgage and Housing Corporation (Note 2) .....	\$ 1,200,000	
Capital and capital surplus:		
Capital provided by the Province of Alberta .....	\$ 15,678,000	
Capital surplus, Statement No. 271 .....	1,687,983	
	<u>17,365,983</u>	
Due to operating funds (Note 3) .....	857,048	
		<u>\$ 19,423,031</u>

## Trust Funds:

Scholarships .....	\$ 25,487	
Research .....	95,794	
Held on behalf of others .....	<u>7,877</u>	
		<u>\$ 129,158</u>
		<u>\$ 21,296,965</u>

The accompanying notes are part of these financial statements.

Edmonton, Alberta, July 19, 1972

I have examined the Balance Sheet of The University of Lethbridge as at March 31, 1972, and the Statements of Capital Surplus and Revenue and Expense for the year then ended. My examination included a general review of the accounting procedures and such tests of accounting records and other supporting evidence as I considered necessary in the circumstances.

In my opinion these financial statements present fairly the financial position of the University as at March 31, 1972, and the results of its operations for the year then ended, in accordance with generally accepted accounting principles applied on a basis consistent with that of the preceding year.

C. K. HUCKVALE, F.C.A.,  
Provincial Auditor

## STATEMENT No. 271

GOVERNMENT OF THE PROVINCE OF ALBERTA  
THE UNIVERSITY OF LETHBRIDGE  
STATEMENT OF CAPITAL SURPLUS  
FOR THE YEAR ENDED MARCH 31, 1972

Balance as at March 31, 1971 .....		\$ 1,450,682
Add:		
Capital assets provided from operations .....	\$ 194,966	
Donations from The Three Alberta Universities' capital fund .....	102,480	
Interest .....	64,219	
Miscellaneous .....	<u>175</u>	
	<u>\$ 361,840</u>	
Less:		
Adjustment in respect of prior years .....	\$ 117,211	
Loss on disposal of equipment .....	<u>7,328</u>	
		<u>124,539</u>
		<u>237,301</u>
Balance as at March 31, 1972 .....		<u>\$ 1,687,983</u>

GOVERNMENT OF THE PROVINCE OF ALBERTA  
THE UNIVERSITY OF LETHBRIDGE.  
STATEMENT OF REVENUE AND EXPENSE  
FOR THE YEAR ENDED MARCH 31, 1972  
REVENUE

Grants:		
Alberta Universities Commission .....		\$ 4,816,000
Fees:		
General .....	\$ 688,402	
Special .....	3,405	
		691,807
Interest .....		17,925
Miscellaneous .....		21,070
		<u>\$ 5,546,802</u>
EXPENSE, NET		
Faculties and schools .....	\$ 3,010,729	
Indirect instructional .....	123,939	
Learning resources .....	531,063	
Plant maintenance .....	392,095	
Student services .....	113,945	
Public service department .....	51,786	
Administrative departments .....	594,332	
Miscellaneous expense .....	255,022	
Operating departments .....	18,387	
Rental of facilities .....	218,118	
		<u>\$ 5,309,416</u>
Surplus for the year ended March 31, 1972 (Note 4) .....		<u>\$ 237,386</u>

GOVERNMENT OF THE PROVINCE OF ALBERTA  
THE UNIVERSITY OF LETHBRIDGE  
NOTES TO THE FINANCIAL STATEMENTS

MARCH 31, 1972

- NOTE 1 Leasehold improvements are shown at cost and have not been subject to amortization.
- NOTE 2 This represents advance payments by Central Mortgage and Housing Corporation on an authorized borrowing not to exceed \$2,300,000.00 for the construction of student residences. The loan, to be secured by debentures executed in favour of the Corporation, bears interest at a rate of 8¼% per annum and is repayable over fifty years in semi-annual instalments of principal and interest commencing August 1, 1973.
- NOTE 3 Due to operating funds, \$857,048, represents expenditure on approved capital projects in excess of capital fund receipts and will be recovered from the balance of loan funds to be received from Central Mortgage and Housing Corporation.
- NOTE 4 Surplus for the year has been determined after a charge against operations of \$194,966 for the acquisition of capital assets. The comparable figure for the previous year was \$209,470.
- NOTE 5 The University has a contingent liability of \$143,326 in respect to guarantees given to secure bank loans to assist faculty members in purchasing homes.
- NOTE 6 The University has the following commitments, which are not reflected in the Balance Sheet as at March 31, 1972:
- |   |           |
|---|-----------|
| In respect of uncompleted construction contracts .....                    | \$ 308,84 |
| In respect of restoration costs at the Lethbridge Community College ..... | 100,00    |
| In respect of property purchase .....                                     | 64,62     |



STATEMENT No. 273

GOVERNMENT OF THE PROVINCE OF ALBERTA  
FEDERAL AND INTERGOVERNMENTAL AFFAIRS  
STATEMENT OF LEGISLATIVE AND EXECUTIVE APPROPRIATIONS, EXPENDITURES AND UNEXPENDED BALANCES  
FOR THE YEAR ENDED MARCH 31, 1972

Payments for the year ended March 31, 1972	No. of Apprn.	Service	APPROPRIATIONS					Over- expended	Remarks
			Legislative	Executive	Total	Expended	Unexpended		
\$ 42,180.55	1405.	Provincial Office, Ottawa	\$ 47,882.00		\$ 47,882.00	\$ 42,367.10	\$ 5,514.90		
45,901.46	Special	Warrant 37/71-72 (General							
		Administration)		64,500.00	64,500.00	49,234.56	15,265.44		
15,609.92	Special	Warrant 38/71-72 (Minister's							
		Office)		16,000.00	16,000.00	15,853.62	146.38		
		TOTAL: Income Account	\$ 47,882.00	\$ 80,500.00	\$ 128,382.00	\$ 107,455.28	\$ 20,926.72		
\$ 103,691.93							(Net)		

Apprn. 1405 transferred from Executive Council under authority of Order-in-Council 1627/71.

Certified correct,

C. K. HUCKVALE, F.C.A.,  
Provincial Auditor

GOVERNMENT OF THE PROVINCE OF ALBERTA

DEPARTMENT OF FEDERAL AND INTERGOVERNMENTAL AFFAIRS  
EXPENDITURE CLASSIFIED BY APPROPRIATIONS AND CHARACTER  
FOR THE YEAR ENDED MARCH 31, 1972  
INCOME ACCOUNT

	1405 Provincial Office, Ottawa	SW 37, 1971-72 General Administration	SW 38, 1971-72 Minister's Office	Totals
Automobiles, trucks and mobile equipment, purchase .....	\$ .....	\$ .....	\$ 203.87	\$ 203.87
Compensation .....	.....	471.54	.....	471.54
Entertainment expenses .....	857.89	484.41	.....	1,342.30
Fees and commissions .....	8,099.92	.....	.....	8,099.92
Freight, express and cartage .....	.....	120.25	.....	120.25
Furnishings, equipment and tools .....	.....	3,585.49	1,246.10	4,831.59
Materials and supplies, administrative .....	220.56	2,984.37	280.98	3,485.91
Miscellaneous expenses .....	74.50	159.10	49.82	283.42
Postage .....	118.45	.....	.....	118.45
Rentals .....	170.88	2,028.04	.....	2,198.92
Repair and maintenance of office machines .....	.....	109.84	.....	109.84
Salaries .....	27,549.79	28,026.14	12,094.27	67,670.20
Telephone and telegraph .....	4,026.48	1,950.96	1,449.45	7,426.89
Travelling expenses of other than public servants .....	.....	714.35	.....	714.35
Travelling expenses of public servants .....	1,244.63	5,109.93	529.13	6,883.69
Wages .....	4.00	3,490.14	.....	3,494.14
<b>TOTAL: Income Account .....</b>	<b>\$ 42,367.10</b>	<b>\$ 49,234.56</b>	<b>15,853.62</b>	<b>\$ 107,455.28</b>

STATEMENT No. 275

## GOVERNMENT OF THE PROVINCE OF ALBERTA

## MINISTER OF TELEPHONES

STATEMENT OF LEGISLATIVE AND EXECUTIVE APPROPRIATIONS, EXPENDITURES AND UNEXPENDED BALANCES  
FOR THE YEAR ENDED MARCH 31, 1972

Payments for the year ended March 31, 1972	No. of Apprn.	Service	APPROPRIATIONS					Over- expended	Remarks
			Legislative	Executive	Total	Expended	Unexpended		
\$ 15,603.08		Special Warrant 40/71-72 (Minister's Office)	..... \$	16,000.00 \$	16,000.00 \$	15,733.49 \$	266.51	.....	
\$ 15,603.08		TOTAL: Income Account	..... \$	16,000.00 \$	16,000.00 \$	15,733.49 \$	266.51	.....	

Certified correct,

C. K. HUCKVALE, F.C.A.,  
Provincial Auditor

GOVERNMENT OF THE PROVINCE OF ALBERTA  
 MINISTER OF TELEPHONES  
 EXPENDITURE CLASSIFIED BY APPROPRIATIONS AND CHARACTER  
 FOR THE YEAR ENDED MARCH 31, 1972  
 INCOME ACCOUNT

	S.W. 40, 1971-72 Minister's Office	Totals
Fees and commissions .....	\$ 2,810.95	\$ 2,810.95
Materials and supplies, administrative .....	437.02	437.02
Miscellaneous expenses .....	36.84	36.84
Salaries .....	11,632.36	11,632.36
Telephone and telegraph .....	816.32	816.32
 TOTAL: Income Account .....	 \$ 15,733.49	 \$ 15,733.49



GOVERNMENT OF THE PROVINCE OF ALBERTA  
ALBERTA GOVERNMENT TELEPHONES COMMISSION

BALANCE SHEET AS AT DECEMBER 31, 1971

(with comparative figures as at December 31, 1970)

ASSETS

	1971	1970
Telephone property:		
Land, buildings and equipment, at cost .....	\$571,026,600	\$500,860,925
Less: Accumulated depreciation .....	131,115,627	117,092,108
	\$439,910,973	\$383,768,817
Plant under construction, at cost .....	44,970,845	46,241,577
Materials and supplies, at cost .....	8,316,825	9,208,487
	\$493,198,643	\$439,218,881
Investments, at cost:		
Telesat Canada common shares .....	\$ 2,332,500	\$ 933,000
Current:		
Cash on hand and in banks .....	\$ 484,529	\$ 4,024,277
Short term deposits, including accrued interest .....	22,823,422	10,055,445
Accounts receivable, less allowance for doubtful accounts .....	15,156,887	14,371,720
Prepaid expenses .....	1,520,205	1,239,861
	\$ 39,985,043	\$ 29,691,303
Deferred charges:		
Unamortized debenture discount .....	\$ 5,190,373	\$ 4,366,933
Other (Note 1) .....	621,280	1,154,300
	\$ 5,811,653	\$ 5,521,233
Trust funds:		
Pension and death benefit fund, Statement No. 282 .....	\$ 51,867,004	\$ 43,803,404
Government of Canada bonds .....	1,359,321	1,224,971
Employees' group life insurance .....	133,275	201,247
	\$ 53,359,600	\$ 45,229,622
	\$594,687,439	\$520,594,039

LIABILITIES

Long term debt, Statement No. 280:		
Debentures payable (Note 2) .....	\$455,867,000	\$382,685,000
Deduct: Sinking fund assets (Note 3) .....	30,078,293	24,552,621
	\$425,788,707	\$358,132,379
Advances from Provincial Treasurer (Note 3) .....	30,572,106	33,717,407
	\$456,360,813	\$391,849,786
Unamortized exchange, net, on United States funds (Note 4) .....	\$ 13,641,740	\$ 13,275,291
Current:		
Matured debentures and coupons .....	\$ 515,676	\$ 596,849
Less: Cash provided for redemption .....	515,676	596,849
	\$ 7,247,925	\$ 8,035,492
Accounts payable .....	3,761,033	3,981,520
Wages payable .....	8,668,474	7,507,851
Accrued interest .....	2,415,305	2,169,452
Unearned revenue .....	\$ 22,092,737	\$ 21,694,315



STATEMENT No. 277—*Continued*

Surplus, retained for investment in plant, debt redemption and working capital, Statement No. 278 .....	\$ 49,232,549	\$ 48,545,025
Trust:		
Pension and death benefit fund, Statement No. 282 .....	\$ 51,867,004	\$ 43,803,404
Employees' accounts .....	336,839	386,097
Bond instalments payable .....	1,155,757	1,040,121
	<u>\$ 53,359,600</u>	<u>\$ 45,229,622</u>
	<u>\$594,687,439</u>	<u>\$520,594,039</u>

The accompanying notes are part of these financial statements.

Edmonton, Alberta, March 8, 1972

I have examined the Balance Sheet, the Statement of Net Long Term Debt and the Pension and Death Benefit Fund Balance Sheet of the Alberta Government Telephones Commission as at December 31, 1971, and the Statements of Surplus, Income, Source and Application of Funds and the Pension and Death Benefit Fund Statement of Operations for the year then ended. My examination included a general review of the accounting procedures and such tests of accounting records and other supporting evidence as I considered necessary in the circumstances.

In my opinion these financial statements present fairly the financial position of the Alberta Government Telephones Commission as at December 31, 1971, and the results of its operations for the year then ended, in accordance with generally accepted accounting principles applied on a basis consistent with that of the preceding year.

C. K. HUCKVALE, F.C.A.,  
Provincial Auditor

STATEMENT No. 278

GOVERNMENT OF THE PROVINCE OF ALBERTA  
ALBERTA GOVERNMENT TELEPHONES COMMISSION  
STATEMENT OF SURPLUS  
FOR THE YEAR ENDED DECEMBER 31, 1971  
(with comparative figures for 1970)

	1971	1970
Surplus as at January 1	\$ 48,545,025	\$ 44,010,372
Add:		
Net profit for the year ended December 31, Statement 279	2,857,485	5,742,717
Adjustments applicable to acquired assets, net	2,687	1,046
	<u>\$ 51,405,197</u>	<u>\$ 49,754,135</u>
Deduct:		
Payment to Provincial Treasurer, Alberta Government Telephones Act, Section 21(1)	\$ 1,500,000	\$ 1,000,000
Cost of integration of mutual telephone companies	232,812	209,110
Adjustments applicable to prior years' operations	439,836	
	<u>\$ 2,172,648</u>	<u>\$ 1,209,110</u>
Surplus as at December 31	<u>\$ 49,232,549</u>	<u>\$ 48,545,025</u>

STATEMENT No. 279

GOVERNMENT OF THE PROVINCE OF ALBERTA  
ALBERTA GOVERNMENT TELEPHONES COMMISSION  
STATEMENT OF INCOME  
FOR THE YEAR ENDED DECEMBER 31, 1971  
(with comparative figures for 1970)

	1971	1970
Operating revenues:		
Toll	\$ 78,673,711	\$ 70,640,473
Exchange	38,675,050	35,244,159
Other (Note 5)	5,469,875	5,093,383
	<u>\$122,818,636</u>	<u>\$110,978,015</u>
Less: Provision for uncollectible operating revenues	738,554	1,071,322
	<u>\$122,080,082</u>	<u>\$109,906,693</u>
Operating expenses:		
Maintenance	\$ 23,542,573	\$ 20,911,445
Depreciation	32,625,765	28,943,236
Traffic	9,933,424	8,839,052
Commercial and marketing	8,422,603	7,331,189
General and administration	15,802,598	14,060,526
Pension fund and Canada Pension Plan contributions	2,898,716	2,494,410
Property and business taxes	2,752,930	2,230,174
	<u>\$ 95,978,609</u>	<u>\$ 84,810,032</u>
Operating income before debt service charges	\$ 26,101,473	\$ 25,096,661
Debt service charges, net (Note 6)	22,960,953	19,111,197
Net income from telephone operations	\$ 3,140,520	\$ 5,985,464
Other charges:		
Net operating costs of Radio Station CKUA	283,035	242,747
Net profit for the year ended December 31	<u>\$ 2,857,485</u>	<u>\$ 5,742,717</u>

GOVERNMENT OF THE PROVINCE OF ALBERTA  
ALBERTA GOVERNMENT TELEPHONES COMMISSION  
STATEMENT OF NET LONG TERM DEBT  
AS AT DECEMBER 31, 1971

## TELEPHONES DEPARTMENT

415

(A) Debentures payable:	Date of Issue	Maturity Date	Interest Rate	Currency	(A) Original		Deduct:	Net Long
					Issue or Advance	Amount Outstanding	Sinking Fund Assets	Term Debt
December 3, 1973	.....	.....	7 1/4 %	Canadian	\$ 20,000,000	\$ 20,000,000		\$ 20,000,000
September 15, 1969	.....	.....	8	Canadian	15,000,000	15,000,000	635,396	14,364,604
May 2, 1966	.....	.....	5 1/2	Canadian	8,000,000	8,000,000		8,000,000
July 2, 1978	.....	.....	4 1/4	Canadian	18,000,000	18,000,000	8,973,533	9,026,467
September 1, 1979	.....	.....	4 1/4	United States	10,000,000	5,416,000		5,416,000
August 1, 1981	.....	.....	5 1/4	Canadian	12,000,000	8,409,415	3,590,585	8,409,415
March 1, 1960	.....	.....	5 1/4	United States	22,000,000	15,156,000		15,156,000
April 15, 1985	.....	.....	5 1/4	Canadian	10,000,000	10,000,000	1,507,146	8,492,854
January 15, 1988	.....	.....	4 7/8	United States	20,000,000	16,295,000		16,295,000
October 15, 1989	.....	.....	4 1/4	United States	25,000,000	25,000,000	4,728,007	20,271,993
March 1, 1990	.....	.....	9	Canadian	15,000,000	15,000,000		15,000,000
August 15, 1990	.....	.....	4 3/4	United States	25,000,000	25,000,000	3,960,692	21,039,308
September 1, 1990	.....	.....	8 1/4	Canadian	20,000,000	20,000,000		20,000,000
March 1, 1991	.....	.....	6 3/4	Canadian	25,000,000	25,000,000		25,000,000
August 15, 1991	.....	.....	6	Canadian	25,000,000	25,000,000	2,967,992	22,032,008
December 15, 1991	.....	.....	6	United States	11,000,000	11,000,000	1,369,473	9,630,527
December 15, 1991	.....	.....	7 1/2	Canadian	25,000,000	25,000,000		25,000,000
April 15, 1992	.....	.....	6	Canadian	25,000,000	25,000,000	2,345,469	22,654,531
October 1, 1992	.....	.....	6 1/4	United States	35,000,000	35,000,000		35,000,000
August 1, 1993	.....	.....	7 3/8	United States	30,000,000	30,000,000		30,000,000
June 15, 1994	.....	.....	8	United States	30,000,000	30,000,000		30,000,000
January 15, 1995	.....	.....	9 1/2	United States	20,000,000	20,000,000		20,000,000
September 1, 1996	.....	.....	7 7/8	United States	25,000,000	25,000,000		25,000,000
					<u>\$ 471,000,000</u>	<u>\$ 455,867,000</u>	<u>\$ 30,078,293</u>	<u>\$ 425,788,707</u>
(B) Advances from the Provincial Treasurer:								
December 1, 1975	.....	.....	3	Canadian	\$ 2,000,000	\$ 427,772		\$ 427,772
December 1, 1976	.....	.....	3	Canadian	5,000,000	1,317,468		1,317,468
October 1, 1977	.....	.....	3	Canadian	7,000,000	2,181,522		2,181,522
November 1, 1978	.....	.....	3 1/2	Canadian	8,000,000	2,974,427		2,974,427
December 1, 1979	.....	.....	3 1/2	Canadian	8,000,000	3,343,391		3,343,391
June 1, 1980	.....	.....	3	Canadian	16,560,142	6,268,944		6,268,944
December 1, 1980	.....	.....	3 1/2	Canadian	7,000,000	3,237,300		3,237,300
January 1, 1981	.....	.....	3 1/2	Canadian	10,000,000	5,055,001		5,055,001
December 1, 1981	.....	.....	3 1/2	Canadian	10,000,000			
November 1, 1982	.....	.....	4 1/2	Canadian	10,000,000	5,766,281		5,766,281
					<u>\$ 73,560,142</u>	<u>\$ 30,572,106</u>		<u>\$ 30,572,106</u>
					<u>\$ 544,560,142</u>	<u>\$ 486,439,106</u>	<u>\$ 30,078,293</u>	<u>\$ 456,360,813</u>

(A) See Notes 2 and 3 to the Financial Statements.

(B) See Note 3 to the Financial Statements.

GOVERNMENT OF THE PROVINCE OF ALBERTA  
ALBERTA GOVERNMENT TELEPHONES COMMISSION  
STATEMENT OF SOURCE AND APPLICATION OF FUNDS  
FOR THE YEAR ENDED DECEMBER 31, 1971  
(with comparative figures for 1970)

Source of Funds:	1971	1970
Operations:		
Net profit, Statement No. 279 .....	\$ 2,857,485	\$ 5,742,717
Depreciation and other expenses not requiring an outlay of funds .....	34,162,782	30,317,389
	<u>\$ 37,020,267</u>	<u>\$ 36,060,106</u>
Proceeds from debenture issues .....	75,382,812	81,585,938
	<u>\$112,403,079</u>	<u>\$117,646,044</u>
Application of Funds:		
Additions to telephone property .....	\$ 87,103,814	\$ 87,648,997
Retirement of long term debt .....	10,488,973	16,866,594
Payment to Provincial Treasurer .....	1,500,000	1,000,000
Increase in deferred charges .....	1,342,826	1,059,676
Investment in Telesat Canada .....	1,399,500	933,000
Adjustments applicable to prior years' operations .....	439,836	
Integration of mutual telephone companies .....	232,812	209,110
	<u>\$102,507,761</u>	<u>\$107,717,377</u>
Increase in working capital .....	<u>\$ 9,895,318</u>	<u>\$ 9,928,667</u>

STATEMENT No. 282

GOVERNMENT OF THE PROVINCE OF ALBERTA  
ALBERTA GOVERNMENT TELEPHONES COMMISSION  
PENSION AND DEATH BENEFIT FUND  
BALANCE SHEET AS AT DECEMBER 31, 1971  
(with comparative figures as at December 31, 1970)

## ASSETS

Current:	1971	1970
Cash on hand and in bank .....	\$ 220,450	\$ 366,116
Short term deposits .....	1,600,000	1,200,000
Contributions receivable .....	504,308	423,790
Dividends receivable .....		7,034
Interest receivable .....	4,375	
Accrued interest .....	698,639	557,307
	<u>\$ 3,027,772</u>	<u>\$ 2,554,247</u>
Investments:		
Bonds and debentures, at par value (Note 8) .....	\$ 40,100,800	\$ 35,682,100
National Housing Act mortgages .....	5,638,141	1,494,458
Shares, at cost (Note 9) .....	3,100,291	4,072,599
	<u>\$ 48,839,232</u>	<u>\$ 41,249,157</u>
	<u>\$ 51,867,004</u>	<u>\$ 43,803,404</u>

## LIABILITIES

Current:		
Accounts payable .....	\$ 31,236	\$ 26,121
Pension and Death Benefit Fund Reserve:		
Employees' accounts .....	\$ 15,195,947	\$ 12,907,770
Employer's account .....	36,639,821	30,869,513
	<u>\$ 51,835,768</u>	<u>\$ 43,777,283</u>
	<u>\$ 51,867,004</u>	<u>\$ 43,803,404</u>

GOVERNMENT OF THE PROVINCE OF ALBERTA  
ALBERTA GOVERNMENT TELEPHONES COMMISSION  
PENSION AND DEATH BENEFIT FUND  
STATEMENT OF OPERATIONS

FOR THE YEAR ENDED DECEMBER 31, 1971

(with comparative figures for 1970)

	Employees' Accounts	Employer's Account	1971 Total	1970 Total
Pension and Death Benefit Fund Reserve as at January 1	\$12,907,770	\$30,869,513	\$43,777,283	\$38,028,186
Add:				
Contributions .....	2,385,042	3,594,862	5,979,904	5,053,346
Earnings (Note 10) .....	524,941	2,941,209	3,466,150	1,919,052
Contributions and earnings transferred from other pension authorities, net .....	3,813	3,813	7,626	848
Transfers in respect of employees retiring on pension .....	177,151	177,151		
	<u>\$15,644,415</u>	<u>\$37,586,548</u>	<u>\$53,230,963</u>	<u>\$44,999,736</u>
Deduct:				
Pension payments .....	\$	\$ 857,851	\$ 857,851	\$ 734,840
Withdrawals .....	448,468		448,468	413,686
Death benefit payments .....		24,000	24,000	
Administration expenses .....		64,876	64,876	73,927
	<u>\$ 448,468</u>	<u>\$ 946,727</u>	<u>\$ 1,395,195</u>	<u>\$ 1,222,453</u>
Pension and Death Benefit Fund Reserve as at December 31	<u>\$15,195,947</u>	<u>\$36,639,821</u>	<u>\$51,835,768</u>	<u>\$43,777,283</u>



GOVERNMENT OF THE PROVINCE OF ALBERTA  
ALBERTA GOVERNMENT TELEPHONES COMMISSION  
NOTES TO THE FINANCIAL STATEMENTS  
DECEMBER 31, 1971

Note 1 Other deferred charges include:

	1971	1970
Expenses re inventory of outside plant .....	\$ 550,700	\$ 1,154,300
Commissions to leasing agent .....	70,580	
	<u>\$ 621,280</u>	<u>\$ 1,154,300</u>

Note 2 Debentures payable are unconditionally guaranteed as to principal and interest by the Government of the Province of Alberta. Issues repayable in United States currency are recorded on the basis that a U.S. dollar is equivalent to a Canadian dollar.

Note 3 The estimated amounts required to repay the Provincial Treasurer's advances and to meet sinking fund and debenture redemption provisions during each of the next five years are as follows:

	Provincial Treasurer's Advances	Sinking Fund	Debenture Redemption	Total
1972 .....	\$ 3,253,769	\$ 3,580,000	\$ 9,145,000	\$15,978,769
1973 .....	3,366,051	4,280,000	22,055,000	29,701,051
1974 .....	3,482,284	5,180,000	17,171,000	25,833,284
1975 .....	3,602,609	6,280,000	2,279,000	12,161,609
1976 .....	3,612,049	7,780,000	2,393,000	13,785,049
	<u>\$17,316,762</u>	<u>\$27,100,000</u>	<u>\$53,043,000</u>	<u>\$97,459,762</u>

Included in the debenture redemption provision for 1972 is \$8,000,000 for repayment of the May 2, 1966-1976 issue, which the Commission has been requested to repay. The Commission has the option of exercising early redemption provisions on all debenture issues maturing between July 2, 1978, and September 1, 1996. At the holders' option, the September 1, 1970-90 issue is redeemable on September 1, 1975, and the September 15, 1969-74 issue may be exchanged for series B debentures maturing September 15, 1989.

Note 4 Unamortized exchange, net, on United States funds represents exchange, net, received on conversion of the proceeds of debenture issues, deferred to offset anticipated exchange costs at maturity. The adequacy of this item cannot be determined as at this date.

Note 5 Other operating revenues include:

	1971	1970
Rental revenue .....	\$ 2,565,576	\$ 2,411,517
Directory advertising and sales .....	2,684,136	2,511,194
Other .....	220,163	170,672
	<u>\$ 5,469,875</u>	<u>\$ 5,093,383</u>

Note 6 Debt service charges, net, include:

	1971	1970
Interest and exchange on long term debt .....	\$ 28,123,474	\$ 23,641,983
Amortization of discount, net .....	429,076	310,694
Exchange on debt redemption .....		41,898
Other charges .....	13,333	20,000
	<u>\$ 28,565,883</u>	<u>\$ 24,014,575</u>
Less: Interest earnings, net .....	\$ 660,510	\$ 1,344,978
Sinking fund earnings .....	1,896,871	1,468,479
Interest capitalized during construction .....	2,881,038	1,861,921
Gains on redemptions .....	166,511	228,000
	<u>\$ 5,604,930</u>	<u>\$ 4,903,378</u>
	<u>\$ 22,960,953</u>	<u>\$ 19,111,197</u>

Note 7 The Alberta Government Telephones Commission has the following estimated commitments which are not reflected in the Balance Sheet as at December 31, 1971:

In respect of equipment for future delivery .....	\$ 9,754,285
In respect of uncompleted contracts .....	17,196,176
In respect of purchase of common shares in Telesat Canada .....	466,500

(Continued on Page 420)

Note 8 Bonds and debentures, at par value, consist of:

	December 31	
	1971	1970
Government of Canada, direct and guaranteed .....	\$ 1,873,000	\$ 1,873,000
Provincial, direct and guaranteed .....	11,449,000	11,194,000
Municipal and School District .....	3,924,000	4,024,000
Corporation .....	22,854,800	18,591,100
	<u>\$ 40,100,800</u>	<u>\$ 35,682,100</u>
Approximate market value .....	<u>\$ 37,944,000</u>	<u>\$ 31,285,200</u>

Note 9 Shares, at cost, consist of:

	December 31	
	1971	1970
Common .....	\$ 2,416,239	\$ 3,406,453
Preferred .....	600,157	600,156
Warrants .....	83,895	65,990
	<u>\$ 3,100,291</u>	<u>\$ 4,072,599</u>
Approximate market value .....	<u>\$ 3,013,000</u>	<u>\$ 4,061,390</u>

Note 10 1970 earnings were reduced by a loss of \$619,589 on the sale of low interest bearing bonds. Proceeds from the sale were reinvested in higher yield securities.

Note 11 An actuarial survey as at December 31, 1969, indicated that the Pension and Death Benefit Fund as constituted would be sufficient to meet all future requirements.

Note 12 The Pension and Death Benefit Fund has the following commitments, which are not reflected in the Balance Sheet as at December 31, 1971:

In respect of securities for future delivery .....	\$ 820,000
In respect of mortgage funds to be advanced .....	2,967,115

---

DETAILS OF CASH PAYMENTS  
ON  
INCOME AND CAPITAL ACCOUNTS

---



## GOVERNMENT OF THE PROVINCE OF ALBERTA

## SUMMARY OF CASH PAYMENTS

## INCOME AND CAPITAL

FOR THE YEAR ENDED MARCH 31, 1972

Indemnities to Members of the Legislative Assembly and Members of the Executive Council, including travelling expenses, as per Statement No. 285 .....	\$	391,042.35	
Salaries, expenses and miscellaneous payments to public servants .....		137,890,870.15	
Payments under the Public Service Pension Act as per Statement No. 286 .....		8,419,509.67	
Payments under the Local Authorities Pension Act as per Statement No. 287 .....		3,303,689.41	
Payments under the M.L.A. Pension Act as per Statement No. 288 .....		200,100.55	
Payments to municipalities, firms and corporations for supplies, services rendered, allowances or grants, including payments out of Queen's Printer's Advance, Highways and Public Works Stock Advances and other statutory funds, as per Statement No. 289 .....		\$1,104,684,727.34	
Less: Refunds .....	\$	7,492,626.88	
Payments to vendors but included as travelling expenses charged to Public Servants or Members of Legislative Assembly .....		812,963.29	
		<u>8,305,590.17</u>	
			<u>1,096,379,137.17</u>
Gross disbursements, as per Statement No. 8 .....			<u>\$1,246,584,349.30</u>

GOVERNMENT OF THE PROVINCE OF ALBERTA  
 PAYMENTS TO MEMBERS OF THE LEGISLATIVE ASSEMBLY AND  
 MEMBERS OF THE EXECUTIVE COUNCIL  
 FOR THE YEAR ENDED MARCH 31, 1972

Name	Indemnity and Subsistence Allowance	Salary or Allowance	Travelling Expenses	Miscellaneous Payments	Total
Aalborg, Hon. A. O.		\$ 6,652.30	\$ 1,226.98	\$ 16.50	\$ 7,895.78
Adair, Hon. J. A.		5,017.24	1,388.89	1,019.20	7,425.33
Aloisio, A.			510.91		510.91
Amerongen, Hon. G.					
Anderson, J. V.			202.00		202.00
Appleby, F. P.			135.56		135.56
Ashton, J. G.		8,362.07	2,802.55	504.93	11,669.55
Backus, Hon. W. O.					
Barton, D. M.					
Batiuk, J. S.			213.55		213.55
Benoit, E. P.					
Bouvier, D. D.					
Buck, W. A.					
Buckwell, L. E.					
Bullock, A. F.					
Chambers, T. W.					
Chichak, C.					
Clark, Hon. R. C.		6,652.30	2,382.59	186.27	9,221.16
Colborne, Hon. F. C.		6,652.30	3,778.68		10,430.98
Cookson, J. W.					
Cooper, A. H.		8,362.07	1,432.29		9,794.36
Copithorne, Hon. C.		8,362.07	1,462.79	55.29	9,880.15
Crawford, Hon. N. S.			135.58		135.58
Diachuk, B. W.		8,362.07	4,206.30	55.45	12,623.82
Dickie, Hon. W. D.			377.00		377.00
Dixon, Hon. A. J.			170.25		170.25
Doan, C. L.		5,017.24	1,730.49	2,000.74	8,748.47
Dowling, Hon. R. W.					
Drahn, C.					
Ells, R.					
Everitt, K.					
Farran, R. A.			539.90	24.35	564.25
Firmitre, Hon. A. O.		2,128.73	2,639.60	33.05	4,801.38
Fluker, A. I.			228.40		228.40
Foster, Hon. J. L.		8,362.07	1,141.70	1,525.25	11,029.02
French, C. K.					
Gerhart, Hon. E. H.		6,652.30	2,455.47	2.06	9,109.83
Getty, Hon. D. R.		8,362.07	2,796.95	386.09	11,545.11
Ghitter, R. D.					
Gordey, A. W.					
Gruenwald, R. D.					
Hansen, D. A.			263.60		263.60
Harle, G. L.					
Heard, L. W.					
Henderson, Hon. J. D.		6,652.30	3,139.71	146.12	9,938.13
Hillman, J. C.					
Hinman, E. W.					
Ho Lem, G.					
Hohol, Hon. A. E.		8,362.07	3,096.85	203.78	11,662.70
Holowach, Hon. A.		6,652.30	550.50	35.00	7,237.80
Hooke, A. J.					
Horan, J. W.					
Horne, Hon. H. M.		8,362.07	3,607.06	1,168.99	13,138.12
Hunley, Hon. W. H.		5,017.24	90.55	2.50	5,110.29
Hyndman, Hon. L. D.		8,362.07	713.31	27.35	9,102.73
Jamison, E.					
Jespersen, R. A.					
King, D.					
Koziaik, J. G. J.					
Lamothe, R. B.			283.15		283.15
Landeryou, J. C.					
Leavitt, L.					
Lee, C. E.			216.10		216.10
Lee, E. L.					
Leinweber, H. C.		8,362.07	1,978.20	1,793.40	12,133.67
Leitch, Hon. C. M.		10,034.48	6,342.16	660.97	17,037.61
Loughheed, Hon. P.		6,652.30	3,787.53		10,439.83
Ludwig, Hon. A. W.					
Mandeville, F.					
McCrimmon, D. J.			245.90		245.90
McLaughlin, I.		1,058.00			1,058.00
Melnyk, N. A.					
Miller, D.					
Miller, J.			425.00		425.00
Miniely, Hon. G. T. W.		8,362.07	2,161.57	87.40	10,611.04



## CASH PAYMENTS

425

## STATEMENT No. 285—Continued

Name	Indemnity and Subsistence Allowance	Salary or Allowance	Travelling Expenses	Miscellaneous Payments	Total
Moore, M. E. ....	.....	\$ .....	\$ 408.60	\$ .....	\$ 408.60
Muller, A. C. ....	.....	.....	.....	52.28	52.28
Norris, G. C. ....	.....	.....	.....	.....	.....
Notley, W. G. ....	.....	.....	.....	.....	.....
Paproski, K. R. H. ....	.....	.....	.....	.....	.....
Patrick, Hon. A. R. ....	.....	6,652.30	5,677.23	15.00	12,344.53
Peacock, Hon. F. H. ....	.....	8,362.07	2,974.37	1,303.59	12,640.03
Purdy, W. F. ....	.....	.....	85.05	.....	85.05
Radstaak, G. J. ....	.....	.....	.....	.....	.....
Ratzlaff, Hon. R. S. ....	.....	6,652.30	2,008.60	.....	8,660.90
Reiersen, Hon. R. ....	.....	6,652.30	3,107.77	46.12	9,806.19
Robertson, J. G. ....	.....	.....	.....	.....	.....
Roper, N. S. ....	.....	.....	.....	.....	.....
Ross, Hon. J. D. ....	.....	6,652.30	2,588.97	.....	9,241.27
Russell, Hon. D. J. ....	.....	8,362.07	910.07	359.80	9,631.94
Ruste, Hon. H. A. ....	.....	6,652.30	3,024.55	44.60	9,721.45
Sayers, C. I. ....	.....	.....	.....	.....	.....
Schmid, Hon. H. A. ....	.....	8,362.07	1,132.62	.25	9,494.94
Senych, M. ....	.....	.....	.....	.....	.....
Simpson, R. ....	.....	.....	.....	.....	.....
Sorenson, R. A. ....	.....	.....	.....	.....	.....
Speaker, Hon. R. A. ....	.....	6,652.30	4,080.81	46.34	10,779.45
Strohschein, A. W. ....	.....	.....	.....	.....	.....
Strom, Hon. H. E. ....	.....	7,982.76	2,896.85	75.84	10,955.45
Stromberg, G. ....	.....	.....	84.65	.....	84.65
Taylor, Hon. G. E. ....	.....	6,652.30	3,147.64	10.00	9,809.94
Tomyn, W. ....	.....	.....	.....	.....	.....
Topolnisky, Hon. G. ....	.....	5,017.24	1,360.25	531.59	6,909.08
Trynchy, P. ....	.....	.....	95.20	.....	95.20
Ure, W. K. ....	.....	.....	.....	.....	.....
Warrack, Hon. A. A. ....	.....	8,362.07	1,785.34	88.80	10,236.21
Werry, Hon. L. F. ....	.....	8,362.07	1,135.53	1,859.40	11,357.00
Wiebe, R. H. ....	.....	.....	.....	.....	.....
Wilson, Hon. E. S. ....	.....	2,128.73	832.60	31.90	2,993.23
Wilson, R. G. ....	.....	.....	.....	.....	.....
Wyse, W. R. ....	.....	.....	.....	.....	.....
Young, L. G. ....	.....	.....	.....	.....	.....
Yurko, Hon. W. J. ....	.....	8,362.07	1,478.35	63.62	9,904.04
Zander, R. ....	.....	.....	214.81	.....	214.81
.....	.....	\$278,689.05	\$ 97,889.48	\$ 14,463.82	\$391,042.35

## GOVERNMENT OF THE PROVINCE OF ALBERTA

## PAYMENTS UNDER PUBLIC SERVICE PENSION ACT

FOR THE YEAR ENDED MARCH 31, 1972

## BENEFITS UNDER THE ACT

NAME	AMOUNT	NAME	AMOUNT	NAME	AMOUNT
Aastrup, E. M.	\$ 1,488.54	Austin, J. D.	\$ 4,329.18	Bennett, F. D.	\$ 481.92
Abbott, R. J.	2,225.63	Austin, K. P.	2,532.36	Bennie, A.	1,347.03
Ackland, B. M.	247.24	Avery, L. L.	1,300.80	Benson, H. E.	745.29
Adair, W.	5,913.66	Aves, W. C.	1,084.52	Bentler, M.	1,561.05
Adam, D. E.	2,429.85	Avison, E.	1,164.01	Bentley, E. E.	1,683.33
Adams, A. E. P.	2,533.47	Avison, W. J.	242.24	Bentley, L. S.	688.77
Adams, C. L.	1,598.58	Ayers, M.	1,013.43	Bentley, N. N.	5,971.77
Adams, J. & H.	7,746.90	Aylesworth, J. A.	2,539.99	Berg, R. R.	2,342.03
Adams, J. B.	4,750.86	Babchuk, M. M.	1,682.73	Bergeson, I. K.	1,467.66
Adell, E.	910.89	Bachor, H. H.	978.93	Bernard, Mrs. E.	4,210.39
Adloff, E. B.	718.27	Bailey, A. H.	2,311.99	Berry, H. L.	1,299.97
Agar, F. A.	2,991.03	Bailey, J. S.	2,039.79	Bertelsen, Mrs. S. C.	2,500.17
Aiken, W. T.	1,968.15	Bain, G.	2,508.75	Berube, L. M.	1,371.75
Aikenhead, J. D. & M. W.	6,991.47	Bainbridge, G.	1,047.45	Bespalko, E. E.	1,343.96
Aird, A.	2,283.60	Baird, H. S.	5,641.53	Bettes, F. D.	7,075.62
Aird, M. M. I.	4,068.36	Baird, J.	2,652.21	Betts, K. I.	1,288.95
Aitken, W. B. & C.	2,266.05	Baird, P. J.	1,457.07	Becko, J. J.	1,829.79
Albiston, E.	2,880.50	Baird, T.	2,074.62	Beynon, H. J.	4,195.11
Aldrich, C. S.	2,093.55	Baker, A. M., Estate	8,665.44	Biamonte, A.	1,020.93
Aldridge, A. A. & E. J.	6,266.88	Baker, J.	3,409.93	Bickell, M. C.	2,410.83
Alexander, J. P.	2,527.41	Baker, H. S. & G. L.	16,466.91	Bidyk, J.	1,278.78
Alexander, M. D.	1,618.98	Baker, K.	2,361.69	Bilowus, M.	896.73
Allan, E. M.	1,308.30	Baker, M.	1,405.02	Bilyk, S.	1,796.61
Allan, J.	774.36	Baker, T. E.	3,229.06	Binks, C. R.	1,115.97
Allan, R. T.	4,397.01	Baldwin, W. S.	2,571.09	Binns, J. I.	5,085.93
Allan, W. A. & M.	2,386.74	Balfour, Mrs. G.	3,958.71	Biollo, E. V.	3,147.69
Allanach, J. C.	173.64	Ball, J. F. D.	3,292.08	Biollo, P. P. & D. M.	3,397.50
Allanach, W. A.	4,998.48	Banack, J.	1,175.06	Bird, S. P.	1,492.44
Alston, C. J.	959.31	Banton, F. L.	2,585.52	Birkholz, G.	337.74
Alton, F. E.	1,592.04	Barabash, W. M.	758.25	Birkland, A.	2,032.27
Altwasser, M.	1,974.45	Barash, S. E.	863.22	Bishop, E. C.	3,093.66
Altwasser, M. V.	4,003.74	Barclay, F. W. G.	6,693.21	Bishop, G. R.	1,720.23
Amos, J. H.	2,033.76	Bard, H. H.	2,777.49	Bissell, W. J.	1,991.88
Anderson, M. E. B.	1,546.89	Barley, R.	3,187.16	Bitterman, W., Estate	3,882.45
Anderson, A.	1,284.81	Barnes, A. J.	834.69	Black, I.	1,770.96
Anderson, A. Y.	1,759.59	Barnes, D.	3,471.16	Black, M. R.	2,785.83
Anderson, C. H.	1,602.09	Barnet, E. C.	1,713.49	Blackett, J. M.	1,847.70
Anderson, D. G.	1,028.31	Barnet, J.	168.11	Blackie, S. M.	1,537.59
Anderson, E.	547.29	Barnhill, L. F.	1,735.15	Blair, B.	2,365.20
Anderson, G. E.	1,605.27	Barnhouse, R. E.	724.96	Blair, M.	1,440.99
Anderson, H. A.	4,575.69	Barr, D. B. & U.	9,264.21	Blamire, H.	1,338.93
Anderson, I. E.	865.25	Barrett, B.	2,065.05	Blatchford, V. V.	249.46
Anderson, J.	2,399.70	Bartee, L. N.	900.99	Blegen, T. F. & E. E.	2,109.18
Anderson, L.	2,206.38	Bartley, C. N.	2,102.76	Blegen, E.	1,693.74
Anderson, Mrs. A. F.	945.87	Bascom, Mrs. M. M.	1,620.24	Blegen, M. C.	1,798.79
Anderson, O. I.	2,236.29	Basler, L.	450.09	Blewett, A. L.	1,332.99
Andison, R. A. & E. P.	5,577.15	Basset, J.	4,756.65	Bliss, A. M.	952.17
Andrew, S. J.	897.33	Basson, E. G.	4,259.88	Blomquist, C. O.	1,333.50
Andrews, F. M.	5,889.09	Bastian, Mrs. M. J.	1,116.33	Blower, F. C.	5,614.29
Andrews, M. B.	1,718.79	Batstone, M. L.	1,139.40	Blyth, R.	1,334.70
Andrulevicius, A.	702.81	Bawolin, C.	709.28	Bodel, M. A.	1,326.84
Anfinsen, L.	1,423.05	Baxter, G. P.	1,136.31	Boehm, I. A.	2,239.44
Angus, M. R. F.	1,264.38	Baxter, T. A.	4,791.39	Bohaychuk, N.	2,417.13
Appleby, E. L.	3,212.91	Baynes, J. E.	846.15	Bolton, F. O.	1,731.15
Appleton, V. L.	3,830.72	Baynes, R. N.	846.15	Bone, Mrs. E. A.	3,383.84
Archibald, W. D.	2,641.93	Baziuk, S.	1,284.33	Boon, J. R.	1,444.50
Arkell, R. M.	113.79	Beasley, B. M.	6,537.30	Booth, F.	3,241.11
Armstrong, B. H.	821.04	Beattie, T. D.	1,623.73	Booth, J. R., Estate	1,465.66
Armstrong, C. W. & O. A.	3,448.11	Beattie, W. M.	1,351.64	Boutsman, J.	1,570.67
Armstrong, G., Estate	2,971.89	Beaure, A. W.	1,476.33	Borowski, K. A. E.	1,274.91
Armstrong, H. J.	3,615.03	Becker, J. W.	776.79	Borseth, E.	904.98
Armstrong, J. G. & L.	5,684.88	Bedard, Mrs. J.	2,172.00	Botten, U.	1,468.20
Armstrong, J. R.	6,334.44	Beecroft, J. A.	1,253.22	Bouchard, B. N.	2,532.12
Armstrong, M. R.	1,816.83	Beerwald, E. W.	1,403.10	Bouchat, J. S.	2,169.09
Armstrong, T.	3,035.10	Begieneman, G. J.	1,458.90	Boucher, E. T.	695.55
Armstrong, W. H.	1,669.17	Begieneman, J. T.	1,433.97	Bourne, A. R.	1,567.83
Arndt, R.	2,274.90	Bell, D.	4,949.85	Bousquet, R. G.	2,227.63
Armstead, E.	3,000.00	Bell, E. R.	1,243.05	Boys, Dr. M. R. & N.	5,920.94
Arnfinson, S. F. & G.	3,849.39	Bell, J. E.	3,587.67	Bowden, J. W.	2,480.07
Arnold, A.	7,021.74	Bell, J. G.	2,488.82	Bowden, R. J.	1,582.63
Arnold, L. H.	3,836.31	Bell, K. J.	1,623.90	Bowell, Mrs. C. B.	2,042.61
Arnold, Mrs. H. J.	2,308.17	Bell, N. F.	2,344.74	Bowman, E. A.	2,158.32
Arnott, J. A.	2,233.38	Bell, T. G.	1,920.93	Bowman, G. W.	2,573.53
Arthurs, R. C.	3,416.16	Bellingham, H. G.	2,983.29	Bowman, H. W.	2,900.97
Ash, E. D.	2,835.84	Bellwood, L. C.	2,527.83	Box, H.	2,514.21
Aston, A. W. & E. M.	1,312.05	Belyea, S. M.	1,931.73	Boxall, E. F.	667.37
Atkinson, A. C.	1,871.67	Belzer, J.	2,172.96	Boyd, M.	899.88
Atkinson, M. W.	1,504.17	Bendickson, H. E.	3,531.03	Boyes, K.	1,465.76
Atkinson, Mrs. J.	1,677.15	Bendle, B.	618.81	Boyes, M.	4,166.99
Atkinson, W. H.	1,368.48	Benke, C.	4,588.90	Boyle, J. J.	2,163.27
Atwater, R. L.	1,583.10	Benn, W.	639.08	Boyle, L. A.	1,607.99
Austin, E. E.	1,664.43	Bennett, A. F.	2,145.60	Brabbins, G. I.	943.99
Austin, J. B.	2,182.05	Bennett, E. A.	1,562.88	Bradley, D. L.	2,127.44

## CASH PAYMENTS

427

## STATEMENT No. 286—Continued

NAME	AMOUNT	NAME	AMOUNT	NAME	AMOUNT
Bradley, M. A.	\$ 585.88	Campbell, J. R.	\$ 1,270.89	Connor, E. K.	\$ 4,717.44
Bradley, M. I. L.	1,896.84	Campbell, J. T. W.	1,437.24	Connors, A. M.	1,214.61
Bradley, N. H.	3,763.79	Campbell, L. A.	1,262.43	Conroy, A.	883.29
Bradshaw, B. T.	4,263.64	Campbell, P.	500.77	Cook, C.	625.47
Bradshaw, M. H.	395.70	Campeau, J. E. A.	445.48	Cookman, L. B.	810.69
Bradshaw, R. A.	1,641.93	Cantelon, R. A.	5,389.98	Cooley, J. M.	1,295.73
Braeutigam, A.	836.58	Carleton, C.	1,713.96	Coombs, H. F. & J.	3,447.39
Braeutigam, W.	1,131.45	Carlson, G.	2,228.68	Cooney, J. J.	1,290.75
Brailsford, F. J.	876.15	Carlyle, H. N.	4,384.32	Cooper, F. H.	1,603.32
Bramley, M. L.	4,110.87	Carnegie, I.	2,788.98	Cooper, H. K.	6,737.64
Brander, D. F.	3,636.72	Carr, L.	999.63	Coover, C. R.	3,100.95
Bray, G. P. & F. P.	3,970.68	Carran, H. E.	2,086.05	Cope, F. G.	3,016.80
Bray, J. E. & E. M.	2,746.02	Carrigan, H. D.	3,761.13	Copp, M. I.	1,664.07
Brayton, M. J.	3,000.00	Carruthers, I.	311.33	Corey, N. M.	4,708.98
Breach, E. F.	6,106.62	Carter, C.	3,544.94	Corkhill, J.	1,386.75
Breckenridge, G. A.	5,492.93	Carter, R. F.	2,491.56	Cormack, A. & I.	2,061.48
Breckenridge, G. C.	2,227.08	Carter, S. E.	4,024.08	Cormack, J. H.	1,811.64
Brekke, H.	3,975.78	Cartmell, R. J.	1,455.63	Cormier, J.	941.88
Brettelle, H. W.	9,589.59	Casey, E.	3,222.48	Cottom, L.	1,756.44
Brick, H. A.	5,025.51	Casey, S. C. W.	1,752.33	Courtney, Mrs. M.	354.85
Broadhead, B. M.	2,451.87	Catton, F.	3,018.51	Coutts, B.	1,307.10
Brodie, F. M.	1,013.28	Cavanagh, P. J.	1,795.89	Coutts, K.	2,986.80
Brooks, G. W.	1,270.77	Cerminara, U.	1,413.99	Covey, H. S.	1,559.73
Brooks, L. S. & W.	3,766.23	Cernett, L.	1,386.03	Cowan, A. B.	872.64
Broomfield, J. L.	1,018.38	Chadderton, E.	1,130.56	Cowlthorpe, G. E.	661.41
Broughton, S. M.	6,427.38	Chamberlain, W. H.	1,980.15	Cowney, M. G.	1,645.32
Brousseau, I. M.	2,098.77	Chapman, C. G.	558.27	Cox, S. B.	1,333.62
Brower, O. M.	1,521.84	Chapman, E.	1,478.04	Craig, M. A., Estate	1,329.51
Brown, N. E.	1,739.08	Chapman, P. A.	1,331.07	Crawford, J., Estate	683.88
Brown, A.	2,252.37	Chapman, R.	1,826.28	Crawford, J. P.	1,331.55
Brown, Dr. Hugh M.	5,865.19	Chapotele, M. A.	2,681.83	Crawford, L. M.	1,104.51
Brown, Helen M., Estate	68,405.32	Charlebois, Mrs. J.	1,919.73	Creasey, B.	1,743.48
Brown, J.	3,611.52	Charlton, J. A. S.	4,433.46	Cremmer, G. I.	1,352.97
Brown, J. D. B.	2,198.76	Charnetski, A. J.	5,860.26	Crighton, T. K. & A. S.	9,582.81
Brown, L. M.	2,505.87	Cherkas, S. E.	3,222.24	Crispo, X. P.	5,675.31
Brown, L. S.	4,256.49	Cherrey, J. C. & A. E.	4,796.49	Croit, W. C.	6,949.71
Brown, M.	1,377.90	Chettleborough, G.	1,657.77	Crompton, D. W.	1,817.94
Brown, M. E.	269.39	Chidley, E.	2,456.46	Croome, J. E.	1,965.53
Brown, R.	1,492.01	Chirick, R. M.	2,395.71	Crosbie, S.	1,361.01
Browne, Mrs. C.	508.05	Christensen, L. A.	2,028.06	Crosbie, T. J.	138.69
Browne, R. E. H. & E. M.	3,785.73	Christian, Mrs. M. I.	1,247.31	Cross, M. C.	749.57
Brownie, R. & V.	6,852.17	Christianson, I.	2,997.17	Cross, M. C.	2,716.86
Browning, E. H.	2,536.71	Christie, E. A.	4,718.76	Cross, P. A.	362.55
Brownlee, A. E.	2,211.33	Christie, G. G.	720.48	Cross, V. V.	839.49
Bruce, G. F. & E.	3,913.05	Church, J. P. & K. E.	8,034.69	Crouch, I. H.	1,992.12
Brushett, L. B.	4,458.99	Churchill, J. P. G.	3,230.10	Crouse, W. P.	2,802.30
Bryant, E. H.	3,774.89	Chwyl, V. M.	1,399.59	Cruikshank, H. F.	1,001.94
Bryant, M. C.	942.00	Clapp, E. E.	2,282.04	Cruikshank, R.	1,751.34
Brynton, K.	7,541.43	Clapp, J. A.	1,254.69	Crysler, G. M.	4,507.77
Bryks, E. M.	2,454.18	Clark, D. K.	680.07	Cuff, J.	1,800.39
Bryndzak, D.	1,322.46	Clark, E. J.	831.36	Cummings, H. H.	1,890.45
Bryson, J.	3,684.51	Clark, H. R. & E. C.	7,149.45	Cundal, K. S. & M. A.	5,004.21
Buchanan, E. E. & C.	2,882.55	Clark, J. A.	1,497.75	Cunningham, F. E.	3,201.30
Buchanan, J. A.	2,454.66	Clark, L. E.	1,315.56	Curat, J. B.	1,274.79
Buck, D.	3,473.76	Clark, O. A.	869.88	Currie, M.	2,445.57
Buckingham, D.	997.83	Clash, I. S. F.	5,257.08	Cuthill, E. E.	1,239.66
Buckingham, E. H.	2,913.78	Claxton, N. L.	1,661.40	Cutt, W. T. or M. N.	3,062.31
Buckingham, R. & E. M.	2,023.83	Clayden, J. & M. D. J.	5,777.85	Cysouw, L. A.	2,388.45
Bugby, M. B.	2,948.79	Clayton, R. J.	1,529.58	Dabels, A. W.	1,839.30
Bullis, R.	1,343.52	Cleaver, E.	1,832.70	Dadds, T. C.	2,392.47
Bullock, M. E.	5,428.74	Clement, H. R.	2,259.75	Dagg, C. B.	2,290.86
Bulman, W. E.	800.00	Clements, M.	4,016.67	Dahlstrom, W. A.	929.07
Burch, L. L.	3,217.98	Clements, Mrs. D.	1,037.40	Dake, G.	2,483.10
Burfield, F. R.	2,170.68	Clifford, C. R.	1,496.55	Dalderis, A.	1,739.01
Burfield, R. E. & S.	890.31	Clift, M. D.	3,483.93	Dalderis, J. E.	2,159.50
Burke, G.	1,579.71	Cissold, E.	1,305.90	Daley, M. J.	988.98
Burke, Mrs. E. C.	1,404.18	Ciowski, M.	2,480.07	Dalquist, I. C.	1,008.45
Burkell, M. M.	2,112.57	Coat, E. G.	5,749.50	Daniels, B.	86.15
Burkholder, A.	3,598.56	Coates, O. B.	2,045.76	Danner, T. T.	5,162.43
Burkholder, H. G.	2,754.60	Coats, J.	1,921.05	Danyluk, A.	1,752.67
Burnett, W.	1,917.30	Code, M. G. M.	2,198.28	Dargevics, S.	1,202.88
Burry, D. M.	3,485.52	Codner, A. M.	2,480.07	Davey, G. L.	1,880.28
Burton, D.	1,337.74	Coe, E. M.	3,365.78	David, F.	1,094.67
Burton, H.	1,191.51	Coe, R. M.	4,744.08	David, T. P.	4,903.62
Burton, Mrs. R.	757.65	Colborne, L. J.	1,908.48	Davidenas, J.	1,543.62
Busenius, G.	1,141.62	Cole, B. L.	1,498.71	Davidson, A. J.	3,033.75
Buss, G. H.	1,726.53	Coles, A. R.	1,020.09	Davidson, D.	2,387.01
Byers, D. H.	1,363.50	Coles, I. A.	4,617.33	Davidson, J. R.	947.46
Byers, L. A.	793.59	Colley, A. E.	3,706.56	Davidson, W.	79.32
Callow, S. L. R.	2,765.28	Colley, K. S.	906.06	Davidson, W. M. & C. F.	2,031.22
Calvert, S. A.	4,108.56	Collinge, E. F.	1,991.40	Davies, C. D.	1,497.24
Cameron, A. F.	804.27	Collins, E. I.	1,322.34	Davies, P.	1,113.06
Cameron, A. W.	2,295.96	Collins, F.	985.35	Davies, R. L.	347.37
Cameron, J. A.	3,834.51	Colter, A. N.	5,338.44	Davies, T. H.	2,700.30
Cameron, J. F.	1,794.00	Comanuk, A. J.	1,926.98	Davies, T. J.	4,717.99
Cameron, W. F.	1,948.81	Comery, P. C.	3,122.85	Davis, A. M.	7,465.97
Cameron, Daniel	986.91	Comer, A. J.	851.07	Davis, W. F. B.	988.62
Campbell, Donald	4,131.45	Comfort, A. I.	2,731.86	Davidson, E. M.	2,106.03
Campbell, F.	2,661.66	Comrie, K.	1,885.23	Davidson, G. R. & J. H.	8,767.77
Campbell, G. W.	899.04	Comstock, Mrs. B. A.	944.04	Dawe, W. R.	5,376.18
Campbell, J. A.	6,480.06	Conklin, P. M.	825.09	Daws, J. R.	1,781.73
Campbell, J. D.	11,924.40	Connolly, J. T.	6,198.60	Dawson, E.	1,024.83

## STATEMENT No. 286—Continued

NAME	AMOUNT	NAME	AMOUNT	NAME	AMOUNT
Dawson, W. J.	\$ 2,774.22	Easton, Mrs. N. L.	\$ 1,804.26	Flater, E. L.	\$ 187.82
Day, H. S.	1,847.82	Edgar, V. M.	228.09	Fleming, D. C. & H. A.	8,321.70
Day, M. M.	1,138.71	Edgar, W. D.	661.14	Fleming, P. J. A.	4,711.02
De Hoop, C.	915.29	Edge, J. J. H.	1,128.42	Fleming, V. G.	902.31
Deal, C.	1,457.19	Edmonds, H. M., Estate	1,743.08	Fletcher, A.	4,199.22
Dan, A. R.	2,118.12	Edmonds, S. L.	2,617.83	Fletcher, S.	1,865.25
Dean, E. V.	4,327.17	Edmundson, N. B.	4,469.40	Fletcher, W. E.	3,224.61
Dean, S. T.	980.64	Edwards, F.	2,715.63	Flawelling, M. D.	8,693.22
Deans, J.	3,623.23	Edwards, H. L.	2,425.59	Flint, E.	1,989.09
Debourcier, T.	3,296.19	Edwards, M. J.	742.41	Flint, H. A.	3,713.05
Debruin, K.	906.18	Edwards, N. F.	2,264.61	Flohr, C. J.	1,111.44
Deedman, F. C.	4,075.66	Edwards, P.	1,910.40	Flynn, I. L.	1,889.94
Deforest, H.	2,155.31	Edwards, T. E.	2,188.35	Foley, C.	2,565.30
Defries, M. E.	4,135.44	Eisenhauer, J. E.	1,233.05	Folk, B. F.	3,525.57
Degrace, D.	4,823.01	Eisenmann, C. E.	4,262.16	Fontaine, J. J. M.	5,600.85
Deis, P.	1,029.30	Ekeli, E. E.	1,279.02	Fooks, J. H.	3,808.11
Deinum, J.	1,252.74	Ekensteen, K. E.	1,302.87	Foore, H. E.	1,725.73
Dejager, P.	1,395.84	Ekestrom, W. C.	3,341.89	Ford, F.	1,388.59
Delane, R. F.	4,594.20	Elford, A. A.	1,011.48	Ford, G. E.	3,245.57
Delany, A. M.	4,302.00	Elgert, B.	801.00	Ford, K. L.	2,137.92
Delveris, E. E.	1,471.86	Elgert, E.	1,461.93	Ford, R. L.	1,256.13
Demaere, P. M.	1,860.66	Ellard, D.	3,409.80	Forster, F. G.	5,091.60
Devins, J. L.	1,194.63	Ellis, B. F.	1,585.02	Fossen, J. M.	2,885.46
Dibb, E. M.	1,314.48	Ellis, H.	1,829.43	Fournier, P.	1,359.75
Dick, J.	2,060.99	Ellis, Mrs. B.	1,731.51	Fowler, H. A.	1,248.08
Dick, J. A.	957.75	Ellis, W. R.	2,489.52	Fowler, K. M.	2,328.03
Dick, M. B.	2,406.84	Elsdon, A.	1,356.60	Foy, F.	2,623.89
Dick, R. D.	3,187.15	Emard, E. A.	548.79	Frame, D. I.	2,811.03
Dickie, Dr. D. J. A.	2,664.54	Emmerling, H. E.	4,360.71	Frame, E. C.	7,822.02
Dickie, O.	1,273.44	English, R. E.	5,631.96	Fraser, E. B.	1,788.84
Dickout, H. M.	852.55	Enouy, M. M.	1,730.04	Fraser, H. G. & D. E.	2,045.49
Dickson, E. C.	2,862.96	Enwright, C. E.	3,599.67	Fraser, I. E.	2,432.85
Diduck, S. J.	2,504.82	Epp, L. M., Estate	1,039.75	Fraser, R.	733.33
Diebolt, Mrs. L. M.	2,487.93	Erickson, L. A.	834.75	Fraser, W.	2,157.12
Dingley, V. C.	3,785.73	Ering, W. S.	1,677.28	Frawley, J. & M. L. M.	5,210.10
Dingwall, A. I.	737.67	Eisberger, H.	6,773.58	Fredrikson, E. V.	2,071.10
Dinwoodie, G. O.	1,884.03	Esplin, C. F.	1,631.40	Fredrikson, H. B.	765.27
Ditch, L.	2,982.54	Evans, A. G.	2,104.71	Fredrikson, K. T.	3,580.41
Doan, Mrs. M.	2,852.31	Evans, E.	2,030.97	Freeman, B. I.	895.65
Dobbie, A. & A. M.	1,269.94	Evans, F.	1,245.72	Freeman, G.	1,702.80
Dobbie, A. D.	1,592.79	Evans, F. M.	2,593.74	Freeman, W., Estate	1,511.52
Dobbs, E.	1,824.28	Evans, J.	1,666.50	Freilich, O.	1,026.63
Dobbs, G. W.	900.32	Evans, K.	700.20	French, H. C. & R. J.	7,380.58
Dobie, D. J.	2,003.85	Evans, W. C.	857.40	Fritz, I. B.	7,066.50
Dobson, G. B.	617.39	Ewald, E.	2,501.49	Fritz, E. M.	4,161.81
Dobson, J. H.	1,941.34	Ewart, F. A.	2,217.14	Fryers, G. M.	3,580.17
Doddridge, J.	1,238.94	Eykeshosh, M.	4,018.86	Fuhrmann, P. I.	2,168.45
Dodds, M. H.	1,972.62	Eymundson, B.	2,052.63	Fuller, A. C.	1,733.07
Doff, J. and Mrs. T.	845.20	Fabb, T. H.	2,365.80	Fuller, Mrs. G. E.	1,666.38
Doke, E. A.	1,309.41	Fabick, M.	3,142.95	Fullerton, E. G.	3,739.95
Donald, Mrs. G. I.	2,366.52	Farley, F. P. C.	2,185.92	Fulton, J. F.	1,691.91
Donald, N. & M.	4,479.57	Farmer, A.	4,279.71	Furlong, H.	2,332.03
Donkin, R.	3,460.59	Fate, O.	1,026.15	Fushtey, T.	1,324.89
Donnan, I. H.	4,903.98	Faulkner, L. F.	649.68	Gaslas, O. A.	4,098.63
Donnelly, P.	6,450.36	Faulkner, Mrs. M. C.	1,756.80	Gabler, C. W.	1,999.62
Doran, F. J.	2,090.40	Faulkner, R. J.	3,950.48	Gabel, H. W.	5,882.46
Dorey, V.	1,438.56	Fawns, W. A.	1,195.26	Gaede, M. M.	2,236.62
Doty, M. A.	2,280.33	Fedun, M.	1,288.59	Gaetz, A. J.	2,023.11
Doucette, A. L. & H. V.	7,179.24	Fehr, M.	1,989.81	Gaetz, J.	1,339.17
Douglas, James A.	2,455.86	Feland, T. D.	1,153.23	Gair, C. A.	2,361.45
Douglas, Jewel A.	1,761.27	Felton, G. R.	3,469.89	Gale, R. J.	952.77
Douglas, M. P.	676.02	Fenton, A. H.	4,809.69	Gamble, Mrs. E.	399.22
Dow, J. J.	3,484.56	Fenton, E. O.	2,351.10	Gamel, J.	1,938.87
Dowkes, E. M.	5,629.20	Fenwick, J. G.	1,022.64	Gandler, S. H.	2,864.83
Downie, E.	1,676.35	Ferguson, A.	2,622.85	Ganske, W.	969.48
Downs, Dr. W. J.	11,351.34	Ferguson, E. G.	1,591.56	Gant, G. A.	1,081.47
Doyle, M. I.	1,718.51	Ferguson, F.	797.27	Gardiner, Mrs. M. C.	3,416.04
Drader, E. H.	1,519.39	Ferguson, H. & C.	694.06	Gardner, D.	3,328.89
Draper, M.	2,599.56	Ferguson, J.	4,881.69	Gardner, Mrs. R. M.	1,693.62
Draychuk, E.	1,084.71	Ferguson, R.	1,835.85	Garland, G. E.	1,981.59
Driscoll, C.	2,499.57	Ferguson, W. E.	6,332.61	Garlick, R. W.	2,752.44
Driscoll, D.	1,548.84	Ferrier, A.	2,745.78	Garner, H. W.	846.51
Driscoll, I.	3,501.48	Ferrier, E. C.	2,658.51	Garvin, D.	592.95
Dudgeon, A.	1,819.14	Ferron, J. F.	1,726.05	Gartens, J.	601.77
Dudgeon, F.	862.79	Feth, M.	2,542.41	Gaudette, D. A.	5,489.94
Duffin, H. A. L.	786.18	Field, F.	1,096.35	Gault, E.	5,175.45
Duffin, N.	124.03	Fierz, M.	1,033.41	Gault, J. D.	3,612.99
Duhamel, L. A. & P. H.	5,671.08	Findlay, M.	1,817.31	Gaume, Mrs. L.	1,042.84
Duimel, M. J.	1,153.43	Finlay, S.	937.89	Gaunt, L. B.	894.93
Duke, J.	2,122.74	Finlayson, J.	1,574.13	Gavigan, J.	3,310.89
Duke, T. E.	521.97	Finn, T. & M.	8,327.62	Gavin, E. L.	1,396.45
Dunbar, D.	1,386.27	Fischer, E. G.	519.78	Gavin, E. M.	1,854.58
Duncan, A. G.	1,923.72	Fisher, A. C.	2,734.17	Gavin, J.	1,545.45
Duncan, W.	2,230.35	Fisher, D. B.	1,477.53	Gayowski, J.	1,046.22
Dunlop, Mrs. G.	8,830.95	Fisher, O. M.	3,473.28	Gee, B. V.	2,577.35
Dunlop, P. A.	6,615.99	Fisher, R.	1,158.21	Gee, C. A. & A.	2,268.84
Dunn, K.	1,604.00	Fisher, W. J.	1,141.50	Gee, D. A.	1,917.45
Dutton, J. A.	5,080.11	Fitzgerald, J. P.	2,138.01	Gee, Mrs. V. E.	454.53
Dyer, C.	5,712.28	Fitzsimmons, E.	3,100.83	George, G. E.	1,410.13
Eaglesham, N. B.	1,958.58	Fix, M. E.	1,134.84	Gerbholz, R.	1,759.94
Earnshaw, A.	6,227.43	Flak, N.	2,288.22	Gerrard, H. C. B.	2,720.92
Eason, L.	4,125.75	Flaska, W.	2,948.54	Gibalt, G.	1,031.25



## STATEMENT No. 286—Continued

NAME	AMOUNT	NAME	AMOUNT	NAME	AMOUNT
Gibson, A.	\$ 4,926.99	Guest, R. L.	\$ 1,020.57	Henderson, A.	\$ 3,833.49
Gibson, F.	1,561.51	Guldin, R.	974.08	Henderson, C. S.	2,065.11
Gibson, H.	2,055.42	Guild, D. & D. F.	3,345.69	Henderson, C., Estate	338.66
Gibson, I.	5,478.36	Gullion, Mrs. A. M.	2,390.97	Henderson, G. M.	1,498.59
Gibson, J. S.	4,195.05	Gullion, S. E.	1,825.68	Henderson, H. E. or C. H.	1,672.80
Giffen, A. W. & A. M.	5,330.67	Gummeson, J. V.	1,300.68	Henderson, R. C. & V. I.	4,348.23
Gilbert, W. G.	3,834.51	Gunn, J.	3,686.31	Henderson, R. D. & H. G.	9,833.25
Gilchrist, G.	3,721.56	Gustafson, C.	2,130.00	Hendra, M. F.	2,041.14
Giles, A. V.	1,212.45	Guy, W. R.	1,210.26	Hendrickson, A. L.	1,639.56
Gillilan, C. L.	965.49	Haase, R.	907.74	Hendrickson, E.	645.60
Gilker, G. K.	4,371.12	Hadley, H. E.	2,808.26	Henkelman, A. R.	4,030.23
Gillard, E. J.	2,870.70	Hagen, G. E.	3,157.76	Hennig, F.	1,129.14
Gilles, J. W. & I. A.	12,683.85	Hagen, R. G.	3,669.03	Henry, C. C.	3,673.40
Gillespie, A. B.	938.85	Hagerman, M. E.	1,364.61	Henry, J. M.	1,826.52
Gilroy, F.	708.75	Hagey, I. M.	1,906.50	Henschel, A.	734.28
Gilroy, K. E.	2,242.76	Hague, O.	1,888.50	Henzel, E.	1,000.35
Gingrich, C. B.	1,959.18	Hahn, J.	1,290.63	Heppell, J. E.	2,750.97
Glaser, E.	1,792.26	Halbert, D.	449.01	Heppell, R. J.	2,390.73
Gleaves, F. & E.	4,957.23	Hale, S. J.	2,666.97	Herbert, A.	902.90
Glenn, R.	99.11	Hales, W. C.	6,073.92	Herman, J. D.	2,898.78
Gluck, D.	1,154.04	Hall, J. R. H. & J. E.	4,553.67	Hesson, P.	1,730.64
Glyde, H. G.	9,928.17	Hall, R. B.	3,199.59	Hewlett, W.	2,225.25
Goben, W.	1,376.94	Haller, P.	603.42	Hewson, P., Estate	603.66
Goddard, I. M.	2,217.87	Hambly, J. R. S. & M. G.	9,033.96	Heyworth, E. S.	1,353.45
Godel, G. L.	5,612.97	Hamilton, J. H.	1,469.67	Hibbert, W.	303.70
Goebel, W.	781.86	Hamilton, A. D.	1,543.74	Hickman, E.	959.82
Goff, J. B.	1,058.70	Hamilton, G. C. & D.	2,955.96	Hicks, C. G.	2,860.53
Good, M.	1,256.61	Hamilton, H. G.	405.75	Hicks, E. R.	977.78
Good, M. H.	910.41	Hamilton, M. A.	5,209.62	Hicks, G. R.	1,320.34
Goodall, D. P.	6,644.43	Hamlett, R. W. J.	3,587.55	Higgins, W. J. A.	6,035.49
Gooder, D., Estate	1,973.49	Hamman, H. A.	3,900.84	High, D. D.	2,333.73
Gooderham, J. E.	1,932.45	Hammer, E. E.	4,546.77	Highcock, M.	676.20
Goodrum, C. E.	2,103.60	Hanna, H.	1,684.77	Hilgers, M. A.	1,276.11
Goodwin, E. J.	4,642.38	Hannah, L. D.	5,495.97	Hill, A. H.	1,245.48
Goodwin, O. P.	2,336.13	Hannochko, F.	7,900.44	Hill, A. M.	6,307.20
Gordanier, R.	1,140.90	Hansen, H.	790.08	Hill, C. G. B.	4,490.10
Gordashko, Mrs. I.	1,256.61	Hanson, H.	1,281.45	Hill, E. C.	2,657.88
Gordon, H. W.	3,653.40	Hanson, J.	1,611.18	Hill, I. E. or J. H.	5,849.13
Gordon, M.	1,023.60	Hanson, W. R. & V. V.	7,122.22	Hill, M. R.	1,627.53
Gore, H. T. O. & M.	3,551.37	Harback, M. O.	3,912.93	Hill, W. J.	1,625.48
Goresky, I.	8,482.23	Harcus, C.	1,928.46	Hillary, A.	3,392.67
Gostick, E. H. or F.	2,747.10	Hardie, J.	2,386.14	Hillman, V.	1,657.41
Gouchee, C. A.	4,566.84	Hare, G. N.	1,775.91	Hingston, M. E. S.	1,904.37
Gourley, H. D.	1,114.86	Hargrave, A. I.	1,631.52	Hinkle, I.	4,319.28
Gow, J. E.	899.26	Hargrave, P. D. & H. C.	8,203.20	Hisdal, A. B., Estate	1,209.66
Gow, M. E.	3,053.01	Hargreaves, J. P.	1,591.80	Hjartnes, L. M.	537.09
Gowin, E. A.	3,123.21	Hargrove, P. & M. E.	4,791.63	Hoare, Mrs. B.	1,334.70
Grace, R. C.	1,274.07	Harker, M. K.	2,237.56	Hockett, F.	785.36
Graden, T. W.	1,885.95	Harrington, J.	3,589.38	Hodgson, C.	1,140.06
Graham, F. J.	4,312.89	Harris, W. E.	1,481.76	Hodgson, W. E.	5,521.56
Graham, H. E.	1,932.41	Harrison, G. B.	1,789.06	Hogan, E.	789.60
Graham, S. S.	11,421.06	Harrison, M.	2,594.10	Hoheim, A.	1,314.36
Graham, U. A.	709.59	Harrison, V. M.	1,387.23	Hollen, G. A.	1,824.96
Grant, C. J.	1,874.34	Harrod, F. M.	2,880.15	Holden, J.	2,732.82
Grant, D. A.	4,019.22	Hart, G. M.	2,255.52	Holdsworth, E.	939.60
Grant, J. H.	466.89	Hart, J. E.	12,129.57	Hollinshead, E. G.	6,167.13
Grant, L. W.	3,118.97	Hartle, E. R.	2,591.07	Holloway, H. E.	1,664.07
Grant, M.	597.33	Hartman, Mrs. V. F.	1,187.25	Holloway, J.	9,323.32
Grant, M., Estate	199.11	Hartt, J. H.	5,350.29	Holmes, A. H. & M.	1,901.82
Grant, Richard	2,208.45	Hartwell, C.	739.86	Holmes, T. L.	1,729.44
Grant, Robert	3,307.37	Hartwig, A. & J.	4,414.87	Holowaychuk, L. E.	564.09
Gray, E. S.	2,155.89	Harvey, F.	2,543.37	Holroyd, Mrs. G.	1,729.44
Gray, J.	1,266.06	Harvie, J.	3,050.34	Holt, A. I.	5,704.47
Gray, R.	1,064.08	Hartwart, F.	618.69	Holts, M.	3,198.27
Green, A. E. & N. P.	628.24	Hastie, E. A.	6,104.07	Hooper, F. E.	3,230.10
Green, B. A.	2,221.50	Hatch, M. L.	615.78	Hooper, V. E.	1,183.98
Green, C. P.	2,480.07	Haugen, I.	2,480.07	Hopkins, E. C.	2,254.32
Green, H. M.	99.11	Haugen, O.	1,921.05	Hopkins, W. J.	796.08
Green, J. W.	1,221.27	Haverstock, G. K.	3,778.44	Hoppe, B.	895.05
Green, S. N.	6,652.80	Hawkins, K. L.	1,683.21	Horbay, W.	997.83
Greene, A. H., Estate	507.05	Hawkins, M. E.	4,258.89	Horn, W. K.	997.83
Greenwalt, M.	865.86	Hawkins, N. L.	1,183.14	Horncastle, G.	1,247.07
Greenwood, C. R.	6,065.56	Hay, M. B.	1,422.09	Horne, J. & E. E.	2,272.11
Greenwood, P. M.	2,510.70	Hay, W. G. & E. M.	7,513.35	Horne, N. R.	5,052.18
Grefe, G. C.	1,400.67	Hayes, T. A.	1,571.22	Hornung, A. E.	2,264.61
Gregory, A. B.	2,839.00	Hayward, G. M.	1,266.69	Horvath, J.	1,214.01
Greig, E. I.	4,316.88	Hazuka, M.	1,114.38	Horwood, E. A.	2,510.10
Grey, H.	978.81	Head, J. H.	3,301.94	Hosford, Alice G.	3,418.20
Grierson, H. J.	6.98	Headrick, G. D.	1,969.59	Hosford, Arthur G.	1,762.38
Griffel, I. J.	211.17	Hearne, A. C.	1,573.29	Hough, W. D.	5,328.69
Griffith, T. M.	1,235.79	Heath, H. E.	839.85	Howard, H. T.	6,439.74
Griffiths, J. E.	3.18	Heaton, E. C.	3,539.73	Howard, L. W.	4,431.03
Grikis, E.	667.95	Heddlestone, A.	1,013.91	Howard, S. H.	2,176.59
Grimmett, E. O.	3,378.99	Heddlestone, D. M.	3,302.37	Howard, W. F.	1,375.78
Grindley, I.	7,543.35	Heffel, A. B.	1,810.53	Howells, F.	4,614.54
Grove, M. W.	2,616.12	Hegon, D.	1,457.36	Howsan, A.	1,180.55
Grover, G. C.	4,258.17	Heidebrecht, N.	1,271.39	Hrynny, M.	4,462.62
Grunke, E.	1,094.99	Heim, E.	4,851.21	Hudson, F. G.	1,170.78
Grunte, L. & E. E.	1,505.37	Heller, J. P.	879.06	Huestis, E. S.	9,464.67
Quertin, S.	1,718.07	Hellinger, R.	2,185.32	Hughes, D. C.	4,748.52
Guest, E. F. or H.	2,646.51	Helwig, W.	907.38	Hughes, E. R. & E.	9,944.97

## STATEMENT No. 286—Continued

NAME	AMOUNT	NAME	AMOUNT	NAME	AMOUNT
Hughes, H.	\$ 1,821.93	Kaminski, M.	\$ 1.72	Kuehbach, A. E.	\$ 5,534.04
Hughes, J. L.	2,480.07	Kanngiesser, R.	2,713.71	Kunelius, W. L.	5,747.50
Hughes, L.	2,178.30	Kathrens, W. H.	1,563.24	Kuzyk, P.	1,290.27
Hughes, T.	3,937.65	Keal, E.	1,756.44	Kyle, Mrs. M. W.	3,900.24
Hughes, W. E. & F. E.	1,298.37	Keats, F. B. & D. Q.	5,898.15	Kyle, S. L.	1,349.85
Hunt, J. R.	1,482.15	Keddy, G. W. T.	4,429.11	L Hirondeille, J. N.	1,017.66
Hunter, A. M.	4,286.49	Keeble, S. A.	2,631.51	Laamann, O.	722.91
Hunter, J. T.	2,133.15	Keef, J.	383.15	Labanko, V. S.	4,078.05
Hunter, L. I.	1,491.81	Keer, M. L.	5,813.91	Laflamme, J. P.	1,083.45
Hunter, L. N.	1,078.20	Keith, W. J.	660.66	Lafoy, F. L.	3,366.02
Hutchinson, M. E.	6,637.29	Kelba, J. S.	1,643.01	Lake, F. H.	4,462.38
Hutchison, J. H.	3,945.27	Keller, W. E.	863.70	Lambert, C. E.	1,636.23
Hutchison, R.	5,843.46	Kellett, C. R.	2,421.24	Lambert, G. I.	798.57
Hutchison, W.	2,699.38	Kembry, R. R.	6,321.48	Lambourne, J. W.	2,211.57
Hutton, J. S.	984.75	Kemle, F., Estate	317.16	Laminian, N.	1,933.29
Hutzkal, T.	936.14	Kennedy, C.	2,382.51	Lance, J. P.	2,283.00
Hyde, A. M.	1,850.13	Kennedy, D. & D.	2,535.75	Landreville, R.	2,575.11
Hyman, P.	1,924.20	Kennedy, H. L.	1,447.02	Lang, R.	950.85
Ilkuf, D.	1,433.85	Kenny, E. E.	3,108.21	Lang, W.	1,547.13
Inglis, J. A.	5,028.49	Kenny, H. E.	4,153.11	Lang, W. A. & J. H.	8,269.65
Inkpen, J.	2,610.09	Kenway, C. B. & A. E.	6,807.24	Lawrence, A. E.	5,202.16
Innes, N. W.	763.80	Kenworthy, S. E.	8,088.96	Langford, E.	4,773.84
Insull, M. C.	1,026.87	Kernack, W. A.	1,421.61	Langworthy, N.	1,652.46
Irwin, H. F.	5,402.10	Kerr, D. K.	2,346.54	Lapierre, C. A.	2,301.63
Isaac, E. M. G.	2,946.60	Kerr, I. H. & M.	3,157.11	Laplante, M. E.	3,201.78
Isherwood, A.	1,155.42	Kerr, S. F.	1,902.18	Large, E. E.	2,466.27
Iversen, R. M.	838.50	Kessler, C.	198.90	Larsen, M. M.	261.84
Iwanusiw, J. & I.	3,220.53	Kester, F. A. & J. E.	2,534.79	Larsen, N. K.	898.20
Iwasa, J.	827.97	Keys, Dr. D. N.	6,529.68	Larsen, E.	1,232.04
Jackman, C. W.	218.81	Kibbler, J.	2,953.29	Larson, H. L.	9,270.48
Jackson, A.	3,150.56	Kibblewhite, E. J.	4,003.62	Larson, M. G.	4,157.34
Jackson, H.	1,074.09	Kibermanis, M.	704.58	Larson, R.	1,623.51
Jackson, J.	3,286.26	Kidd, J. M.	820.83	Lattour, J. W.	587.22
Jackson, J. B.	852.69	Kidd, T. W.	1,939.95	Lattes, E. I.	3,022.14
Jackson, M. E.	1,041.51	Kilduff, N. E.	5,571.81	Lauber, K. A.	1,443.51
Jakubow, M.	869.61	Kilert, E.	2,759.46	Laurence, R. A.	1,726.81
James, A. M.	3,261.33	Kilgour, W. B.	1,013.91	Lautt, W. H.	981.97
James, E. S. & A. M.	6,159.51	Kimmel, L.	2,371.38	Lavallee, M. & M. J.	5,088.81
Jameson, F. G.	3,662.73	King, C. D.	3,045.22	Lavell, M. F.	2,277.30
Jameson, G. A.	639.75	King, F. A.	3,257.97	Laverty, C. M.	8,254.41
Jameson, P.	4,154.07	King, G.	3,757.02	Law, W.	1,716.72
Jansema, J.	1,934.25	King, G. L.	1,502.10	Lawrence, G.	5,906.04
Jansen, A.	1,005.81	King, Mrs. J. W.	634.41	Lawrence, J. H.	3,841.53
Jasman, E.	2,696.88	King, R. H.	6,859.90	Lawton, Mrs. E.	1,949.40
Jeffery, C. F.	2,324.40	Kingston, H. T. & E. M.	4,003.98	Laycock, A. P. & D. S.	2,076.84
Jeffrey, S.	5,751.40	Kinnaird, K. C. A.	1,347.54	Le Maistre, P.	585.39
Jeffrey, W. J.	2,248.50	Kinsella, M. O.	1,250.46	La Maistre, R.	585.39
Jellison, C. T.	1,891.17	Kinsey, H.	7,438.29	Lablanc, J. J.	3,785.97
Jensen, E. B.	1,157.73	Kirby, A. R.	2,833.17	Lee, M. G.	1,741.98
Jensen, H. G. & H.	9,009.75	Kirk, C.	217.46	Leeb, W. J.	2,198.04
Jepsen, H.	1,031.34	Kirk, J.	483.29	Leece, T. H.	2,444.61
Jerold, D. S. L.	1,363.98	Kirkland, H.	2,326.62	Leek, M. C. & L. L.	3,490.33
Jewell, E. J.	3,318.96	Kirkland, M. M.	746.52	Lefebvre, J. M.	4,936.77
Jinks, F. H.	1,027.83	Kirkpatrick, C.	2,904.72	Lefebvre, J. M.	1,696.24
Johansen, G.	742.17	Kirkpatrick, I. M.	1,198.77	Lefebvre, Y. M. J.	1,010.16
Johnson, B. G.	860.55	Kitchen, W. G. & I.	2,284.20	Lefroy, B. J., Estate	377.46
Johnson, C. E.	3,225.27	Kjar, W. C.	3,130.35	Leinweber, G.	833.92
Johnson, H. L.	745.68	Klappstein, F. H.	1,503.33	Leinweber, J.	427.91
Johnson, M.	829.92	Klapstein, E. S.	1,822.77	Leitch, A. S.	4,077.57
Johnson, M. I.	2,610.93	Klein, F.	1,306.43	Leithhead, M. J.	1,839.12
Johnson, M. S.	976.68	Klichuk, D.	4,851.18	Letmottee, D. M.	1,006.68
Johnson, Mrs. A. V.	1,684.53	Knight, F. E.	4,206.00	Lenihan, M.	3,877.35
Johnson, Mrs. E.	2,580.66	Knight, G. H.	5,153.58	Leno, E.	4,166.83
Johnson, P. W. & L. M.	2,899.38	Knight, M. J.	6,700.02	Leno, E., Estate	59.55
Johnson, R.	1,110.87	Knight, R. M.	2,694.21	Lepard, H. S.	2,716.75
Johnson, V. P.	1,764.54	Knight, W. S.	2,307.95	Leslie, M. E.	418.35
Johnson, W. C.	1,535.40	Knowles, H. G.	1,326.09	Leslie, W. E.	10,982.67
Johnston, E.	805.59	Knudsen, S.	892.15	Lester, C. W.	7,694.43
Johnston, J. C. & D. E.	4,779.90	Knudslain, O.	6,076.19	Lever, G.	1,450.55
Johnston, Mrs. E. M.	1,817.58	Knudson, I.	3,051.30	Levesque, L. A. T.	2,887.17
Johnstone, T.	839.25	Kohalyk, F.	3,764.36	Lewicki, A., Estate	47.15
Jolitz, A. A.	2,058.21	Kohn, H.	1,352.13	Lewis, R. T.	1,905.88
Jonas, J. C.	7,265.67	Kolstad, C.	2,601.58	Lewis, W. O.	1,102.55
Jones, B. M.	1,539.99	Kolstad, G. L.	2,601.58	Leyland, J. H.	1,963.23
Jones, D. A.	4,270.41	Kondratuk, O.	626.73	Liddell, J.	1,056.23
Jones, G. A. F. & M. S.	5,659.44	Konigson, H. O.	1,839.84	Lightbody, Mrs. G.	779.75
Jones, J. A.	1,074.78	Kooman, S. C.	2,096.58	Ligh, G. P.	1,460.15
Jones, J. D.	1,528.50	Korcek, A.	1,206.63	Lindahl, P. C.	7.75
Jones, M.	838.89	Korek, W. S. & G. H.	11,412.60	Lindberg, C. W.	2,719.75
Jones, M. E.	2,480.07	Koskovich, M. A.	2,723.25	Lindsay, J. R.	2,709.47
Jones, Maurice	2,605.11	Kostach, H. A.	6,537.30	Link, H. M.	2,020.65
Jones, Mrs. M. A.	4,453.08	Kovarik, L. & H.	1,466.88	Linn, H. G.	2,254.47
Jones, V. R.	2,083.26	Krause, G. G.	5,776.64	Linnboe, J. A. B.	6,039.35
Jorgensen, K. E.	3,081.57	Krause, R. F.	8,205.99	Lisboe, J.	962.75
Jorgensen, K. P.	1,844.31	Kretchman, E.	3,946.59	Lister, L. P.	2,405.85
Josey, G. J.	6,251.43	Kreth, K. M.	1,479.72	Lister, R. C. & I. T.	1,496.35
Joslin, H. A.	3,061.78	Kroeker, H.	2,116.32	Lister, R. W.	4,342.62
Joudrie, I. L.	5,092.53	Kroening, S.	1,608.51	Little, W. J. or G. A.	2,048.40
Jowett, A.	1,749.54	Kropp, A. J.	1,814.43	Littleleaf, R. M.	2,493.51
Kalev, P.	1,765.02	Kryczka, A. J.	573.58	Livingstone, C. C.	1,912.35
Kalweit, R.	736.05	Kryczka, M.	553.76	Livingstone, J. E.	362.00



## CASH PAYMENTS

431

## STATEMENT No. 286—Continued

NAME	AMOUNT	NAME	AMOUNT	NAME	AMOUNT
Lizotte, G.	\$ 1,271.89	MacQuarrie, J. C.	\$ 147.06	McDonald, J. N.	\$ 1,359.15
Lizotte, J. V.	2,683.57	MacQuarrie, N.	147.06	McDonald, R. D.	1,919.25
Lloyd, D. E.	2,586.40	MacRae, J.	2,708.73	McDonald, V.	2,415.66
Lloyd, L.	1,890.81	Maddux, K.	3,388.91	McDonough, R.	3,324.99
Lloyd, P.	1,056.16	Mader, J.	1,206.39	McDougall, A.	5,464.80
Lockman, D.	1,112.22	Mail, S.	1,700.52	McEadrian, G. C.	1,626.78
Lockrem, L. R.	1,120.68	Maitson, M.	4,666.15	McErlane, M.	986.55
Logan, G. D.	1,916.97	Major, Mrs. L.	1,411.32	McFadzen, C. W.	3,166.05
Logan, J.	1,258.80	Makin, A.	1,424.76	McFarland, C. N., Estate	1,798.56
Loiselle, E. A.	1,649.31	Malloy, M.	3,592.41	McFarland, W. H.	3,141.48
Lomas, R. E.	5,924.07	Malyon, M. W. & S. T.	2,925.06	McGeachy, E.	7,286.85
Loney, I. E.	2,003.01	Manley, L. J.	1,478.01	McGill, H. J.	505.57
Long, C.	1,342.32	Manning, H. M.	2,561.36	McGrath, J. J.	1,986.66
Long, G. S.	7,549.53	Manning, R.	295.30	McGrath, W. D.	11,202.93
Long, M. E.	2,911.62	Manning, S. W.	5,955.30	McGruther, J. R.	1,651.11
Lombone, G.	837.06	Marchak, A.	1,338.17	McGugan, A. C.	10,035.78
Longman, E. L.	3,668.31	Marcoux, A.	1,343.52	McGuire, O. W.	1,337.87
Longmore, J. & O. I.	4,858.88	Margah, D.	2,981.58	McIlwaine, M.	1,514.34
Lonsbury, W. P.	1,497.93	Marianych, E.	911.40	McInerney, A. P.	2,761.50
Looker, H., Estate	1,493.92	Marion, F. E.	1,388.19	McInnes, M.	1,816.39
Loomis, R. D.	7,377.03	Marrazzo, Mrs. R.	48.71	McIntosh, F., Estate	84.69
Loos, P. G.	929.22	Marsh, H. J.	1,756.92	McIntyre, C. F.	2,480.07
Lord, C.	1,179.63	Marshall, E.	1,741.66	McIntyre, J. T.	913.08
Lord, G. S.	3,463.86	Marshall, G.	397.05	McIntyre, W. P.	4,809.93
Lorentzen, E.	1,354.08	Marshall, L. M.	1,672.80	McKay, A.	415.20
Loughlin, L.	2,059.92	Martell, G. L.	3,775.20	McKay, D.	2,035.08
Lordahl, W.	1,064.16	Martell, H. E.	8,612.70	McKay, J. A.	9,722.37
Love, F.	2,941.02	Martin, D. Q.	4,073.70	McKay, K.	2,184.60
Lovestead, N. W. & E. L.	3,749.16	Martin, F. G.	2,517.60	McKee, M. F.	807.27
Lovig, P. M.	1,327.32	Martin, G. E.	835.68	McKenna, C. M.	1,139.70
Low, A. F.	933.90	Martin, H. G.	3,006.87	McKenzie, J. M.	4,705.95
Low, E. M.	1,089.45	Martin, J.	2,788.38	McKenzie, W. S.	2,475.60
Low, M. R.	3,194.16	Martin, M. J.	1,412.04	McKerricher, D. A.	1,786.83
Lowe, J. A. S.	2,520.99	Martinek, J.	1,454.55	McKim, R.	763.59
Loyngaard, R. H.	749.55	Martland, R. & A.	9,293.12	McKinnon, J. R.	1,090.17
Lucas, H.	1,092.60	Martyniuk, P.	1,337.30	McKinnon, K.	2,883.19
Lucas, J.	1,315.08	Mash, B. H.	1,225.14	McKinnon, L. A.	2,052.03
Lucas, P.	1,077.21	Mason, F. M. E.	1,698.88	McKinnon, M.	1,401.51
Luckwell, A. L.	2,082.66	Mason, Mrs. I.	5,035.68	McKittrick, E. A.	477.18
Lucy, G.	1,025.91	Massey, F. J.	565.80	McLachlan, J. F.	1,584.42
Lund, K.	2,039.46	Massey, S. C.	5,046.69	McLaughlin, D.	2,930.85
Lund, O. C., Estate	2,100.93	Matatall, M.	1,062.81	McLean, A. W.	1,781.25
Lundquist, F. A.	1,190.88	Mather, F.	4,252.73	McLean, D. E. J.	4,547.64
Lyle, P. K.	704.40	Matheson, D.	1,186.65	McLean, E. F.	1,199.25
Lynch, S. F. & C.	2,893.35	Matheson, G. A. M.	4,106.25	McLean, P.	281.82
Lynn, J. P. & A. F.	3,635.01	Matheson, J.	2,486.25	McLean, R. D.	5,353.08
Lyster, E. M.	1,562.52	Mathews, R.	2,678.46	McLeod, A. E.	903.27
Lytwyn, G.	1,099.02	Matheson, P. S.	2,010.60	McLeod, J. A.	934.02
Macaleese, B. P.	4,479.29	Mathson, E. S.	950.95	McLeod, J. E.	618.54
Macartney, F.	4,023.93	Mattatall, L. A.	3,245.74	McLeod, L.	998.79
Macaskill, A.	2,227.94	Matthews, J.	1,485.39	McMahon, J. D. & E.	5,149.47
MacDonald, D.	813.05	Matthews, J. S.	1,250.58	McMaugh, D.	645.45
MacDonald, E. C.	3,603.54	Matthews, M. P.	364.35	McMillan, D.	1,072.96
MacDonald, E. M.	2,086.77	Mauchline, D. C.	766.38	McMillan, G.	2,145.94
MacDonald, G.	642.78	Mawson, F.	2,378.28	McMillan, Mrs. E.	1,030.74
MacDonald, J.	3,713.34	Mawson, S. L.	1,155.54	McMillan, R. & C.	2,649.94
MacDonald, M. A.	5,158.29	Maxwell, S. R.	1,706.19	McMillan, W.	1,072.97
MacDonald, M. S.	577.30	Maxwell, W.	3,013.17	McMullen, G. A.	1,136.55
Macenko, W. & E. M.	1,573.41	Mayer, R. H.	646.86	McMullen, R. A. & M. H.	7,492.86
MacEwen, W. H.	1,705.11	Mazur, Mrs. D.	646.86	McNabb, M. M., Estate	129.36
MacGillivray, G. V.	2,318.13	Mazurek, A. M.	3,163.65	McNamee, J. L.	680.45
MacGillycuddy, I.	459.39	McAndrew, J.	2,082.18	McNamee, P.	3,315.92
MacGregor, H. A.	5,243.16	McBain, B. J.	8,763.54	McNaughton, M.	2,045.07
MacGregor, J. G.	4,956.87	McBain, D. C.	5,740.08	McNeill, E. N.	1,586.22
Maclean, C. C.	950.49	McBeath, J. R.	1,340.52	McNeill, J. O.	1,754.49
Maclean, C. R.	2,077.84	McBride, F. A.	2,491.95	McNeilly, R.	1,897.47
MacIsaac, J. J.	1,785.48	McBride, W. C.	946.02	McPhail, A.	1,501.14
MacKay, C.	2,233.50	McCafray, P.	2,107.59	McPhail, B.	1,648.35
MacKay, M. J.	3,441.84	McCallum, A. F.	3,902.76	McPherson, J. & M.	11,370.11
MacKenzie, A. M.	2,486.01	McCallum, A. W. C.	867.90	McPherson, K. A. M.	1,821.45
MacKenzie, J. K.	3,440.49	McCallum, D. H.	7,041.00	McPherson, W. N.	1,503.57
MacKie, A.	2,223.69	McCallum, F.	1,571.22	McQuarrie, G. H.	1,023.49
MacKinnon, E.	2,083.74	McCallum, G.	484.55	McQueen, B. O.	871.04
MacKwood, S. P.	2,437.23	McCallum, J.	3,032.55	McQueen, E. M.	3,896.61
MacLachlan, K. G.	6,203.66	McCallum, Malcolm G.	944.29	McRae, M. E.	1,719.03
MacLaren, A.	88.46	McCallum, Marjory G.	4,443.08	McVey, K.	1,227.69
MacLaren, H. A.	840.88	McCardell, W. H. & S. H.	2,174.55	McWilliam, M. H.	1,405.14
MacLean, A.	1,688.04	McCarthy, E.	1,781.01	Meakin, W.	2,325.24
MacLean, J.	2,299.23	McCarthy, T.	624.14	Meerkerk, C.	960.00
MacLean, R. R.	13,294.32	McClain, D.	1,768.05	Meharg, A. B.	953.28
MacLennan, M. E.	715.41	McClelland, A. C.	8,233.08	Meier, D. P.	2,662.77
MacLeod, Maxine	504.23	McClintock, H. H.	1,623.90	Meister, M. L.	2,072.25
MacLeod, Munroe	7,191.69	McClinton, L. A.	982.56	Meldrum, G. V.	2,891.28
MacLeod, P. D.	4,294.38	McCray, J. M.	5,994.15	Melin, M. C.	486.75
MacMillan, J. F.	3,606.57	McCray, L. W.	5,358.57	Mellan, J. C.	2,697.00
MacMillan, H. F.	1,527.96	McCuag, J. M.	3,356.85	Melling, P.	3,182.52
MacPhee, J. A.	1,015.59	McCullagh, D. G. & N.	3,340.98	Melnyk, J. J.	1,106.40
MacPherson, A. D.	9,867.15	McCullough, R. V.	6,510.54	Melnyk, Mrs. J.	858.96
MacPherson, E. C.	2,238.09	McDonagh, H.	1,660.80	Melnyk, N.	4,229.25
MacPherson, Mrs. K. V.	2,240.04	McDonald, E. G. & M. F.	1,351.89	Mercer, C.	809.26
MacPherson, R. R.	3,388.92	McDonald, J. E.	1,351.89	Meredith, L.	1,01.00
				Meredith, V. V.	1,051.68

## STATEMENT No. 286—Continued

NAME	AMOUNT	NAME	AMOUNT	NAME	AMOUNT
Mesoks, K. E.	\$ 1,430.94	Narum, J. H.	\$ 1,289.19	Pagel, G.	\$ 1,033.17
Metz, H. J.	1,532.01	Nassichuk, N.	924.12	Paget, M.	1,267.26
Meyer, F.	1,232.28	Neal, C. M.	1,219.83	Palmer, A. W.	964.41
Michie, T. C. & M. C.	11,059.38	Neal, E. F. S.	2,036.91	Palmer, Mrs. B. L.	2,020.80
Middleton, D. G.	1,056.51	Nelson, Alberta	2,045.25	Palotas, F.	876.63
Midgley, H. A.	6,429.52	Nelson, Arne	2,119.23	Paradis, L.	661.53
Mietzner, G.	1,284.21	Nelson, E. H.	1,765.02	Parasiuk, P.	998.43
Milbank, R. J. & I. W.	3,461.73	Nelson, J. B. H.	1,418.46	Parisi, F. C.	5,339.62
Miles, H. R. A.	3,739.35	Nelson, R. A.	5,282.85	Park, Mrs. E.	2,747.85
Miles, K. M.	2,379.84	Nent, W. B.	2,059.41	Parker, E.	2,593.38
Milelich, D.	1,330.83	Nepstad, E. T. & I. H.	5,880.60	Parker, E. W.	6,560.64
Millar, M. H.	4,038.60	Newcombe, F. H.	5,762.34	Parker, Robert	1,709.82
Miller, A.	2,478.51	Newing, A. W.	996.96	Parker, Ronald	2,217.63
Miller, A. B.	1,897.23	Newman, W. J.	2,465.67	Parkinson, F. F.	2,738.40
Miller, A. H.	3,983.04	Newson, H. G.	3,580.05	Parks, C. D.	2,453.31
Miller, A. L.	2,355.51	Newton, L. S.	607.68	Parkyn, B. A.	88.26
Miller, C. J.	7,430.38	Nicholls, E. R.	1,620.75	Parnall, H. W.	1,403.82
Miller, E.	3,238.44	Nichols, H. S.	299.30	Parsons, A. T.	2,787.42
Miller, E. C. & M.	7,094.97	Nicholson, L.	4,822.98	Pashelka, S. M.	164.44
Miller, E. I.	862.59	Nicol, J.	1,874.47	Pasternack, D. S.	8,116.89
Miller, N. M.	1,899.15	Nicoll, Mrs. M. F.	4,509.00	Patch, J. Estate	1,922.58
Miller, R. W.	1,497.39	Nicoll, W.	1,533.45	Patch, M.	801.00
Millican, J. A. H.	1,046.25	Nicolson, M. S.	5,421.21	Paterson, I.	4,557.30
Mills, J. R.	4,575.57	Niedzballa, J.	1,867.44	Pattmore, F. C.	2,312.31
Mills, M. H.	7,661.00	Nielsen, D.	852.75	Patrick, J.	858.60
Mills, S. W.	3,547.86	Nielsen, H. S.	1,318.35	Patrick, J. W.	8,957.58
Milne, E. M. E.	2,543.73	Nielsen, J.	1,894.08	Patrick, R. J.	1,340.52
Milner, R. M.	1,554.66	Nielsen, P. H.	876.90	Patterson, A. T.	2,887.96
Miniey, A. G.	2,612.73	Nielsen, S. B. V.	1,027.48	Patton, W. A.	1,329.36
Mire, J. V.	1,500.80	Nielsen, E.	1,790.53	Paul, A. D.	4,643.73
Missal, W.	1,234.35	Niemann, W.	3,731.61	Paul, K. V.	3,478.06
Mitchell, A.	1,058.58	Nissen, J.	462.32	Paul, A. M.	9,014.70
Mitchell, E.	2,444.55	Nitschke, Mrs. E.	531.18	Pearce, J.	3,683.19
Mitchell, J.	228.74	Noah, Mrs. A.	819.03	Payne, N.	2,541.69
Mitchell, M. C.	1,202.40	Noble, E.	276.68	Pearce, C. R.	2,937.27
Mitchell, P. & O.	3,913.17	Noble, J. D.	4,922.37	Pearce, S.	969.72
Mitchell, R.	7,541.04	Noble, M. E.	3,306.95	Pearson, B. M. D.	2,958.96
Mitchell, V. W.	1,989.00	Noble, W. C. & E.	2,135.07	Pearson, J. E.	1,313.28
Mitenko, P. E.	1,341.00	Noel, R. T.	9,106.96	Pearson, V.	2,787.18
Moffat, H. C.	1,690.95	Noonan, O. A.	6,375.81	Peart, I. D.	1,713.84
Moffat, V. M.	4,032.30	Norden, E. B. P.	5,367.24	Peck, B. D.	2,246.46
Moffet, F. A.	1,792.72	Nordtorp, A.	2,503.84	Peck, J. T.	1,922.39
Moir, M. L.	1,712.97	Noren, L. W.	1,945.53	Pecknold, E. J. S. & M.	5,143.89
Molyneux, A.	962.34	Norgaard, K. M.	619.60	Peebles, A.	4,859.79
Molyneux, I. M.	646.53	Norman, C. M.	3,474.99	Peebles, C. J. W.	1,408.05
Molzhan, H.	1,774.83	Norman, J. B.	1,187.61	Peebles, E. B.	772.89
Monroe, E.	1,353.09	Norman, S. H.	1,334.34	Peel, W. M.	3,198.03
Montgomery, B. A.	663.68	Norris, E. F. E.	957.63	Pellene, A. J.	1,007.49
Moscoe, M. G.	1,120.80	Norstein, L. M.	822.48	Pelluet, E. L. E. T.	2,285.31
Moody, D. A.	2,297.16	Northery, M.	1,766.99	Penn, D. E.	3,731.01
Moore, J.	1,323.33	Nottebrock, H.	1,381.29	Pepper, S. E.	4,911.36
Moore, C. W.	2,497.38	Nowak, M.	969.36	Percival, F. M.	2,660.07
Moore, D. W.	934.83	Nyren, H. J.	1,023.78	Perkins, M. M., Estate	1,766.25
Moore, J. B.	1,374.90	O'Mara, F. J. & A.	879.96	Perkins, V. B.	1,096.61
Moore, R.	1,090.05	O'Shea, Mrs. E. V.	950.97	Person, S. D.	2,448.61
Moore, R. R. & M. L.	8,490.93	Oates, C. A.	1,622.31	Peter, H. A.	2,338.44
Moore, W.	1,394.81	Odynsky, W. & H. B.	10,845.12	Peters, A.	1,949.21
Moos, I.	1,316.19	Ogle, Mrs. J. M.	785.39	Peters, H.	1,243.92
Moran, J.	1,096.47	Ohlsen, F.	7,102.98	Peterson, A. E.	1,212.81
Morgan, D. J.	2,147.19	Oldham, T.	1,297.89	Peterson, B. L.	1,530.69
Morgan, Mrs. O.	1,175.64	Olesen, Mrs. D.	1,318.11	Peterson, E.	551.61
Morgan, S.	1,440.51	Olesky, A.	387.08	Peterson, H. O.	1,184.73
Morgan, W. I.	3,475.83	Olesky, S. P.	600.94	Petley, H.	1,578.12
Morin, J. A.	3,877.47	Olivier, L. E.	1,282.05	Petley, R.	1,708.02
Morris, J. P.	1,663.59	Olmstead, B. E.	1,695.71	Petley, R. A.	799.77
Morris, K.	1,831.38	Olsen, J. E.	1,838.52	Petruska, A.	1,686.84
Morrison, C. F.	1,566.27	Olsen, N.	3,542.04	Petrie, A. E.	2,302.38
Morrison, D. F.	6,366.63	Olson, Edgar J.	387.54	Petrie, C. S.	1,770.84
Mosch, R. L.	2,666.17	Olson, Imer J.	1,524.47	Pherrill, R. V.	944.55
Mosley, A. K.	589.24	Olson, M.	933.30	Philip, E.	1,293.90
Moss, R. P.	2,580.45	Olson, P.	1,468.08	Pick, C. F. W.	1,204.44
Mossman, E. G.	1,631.34	Olynyk, S. P.	634.17	Pickles, J. A.	2,208.33
Mould, Mrs. W.	4,184.94	Oman, M. F.	890.43	Pidruchney, A.	4,077.21
Mueller, W.	940.68	Omand, F. C.	2,784.03	Pierce, D.	1,649.07
Muir, J. A.	3,735.48	Omara, A.	895.35	Pippenger, E. E.	663.28
Muir, J. L.	4,124.18	Opanavicius, L.	1,800.99	Pirie, J. R.	2,282.97
Mullen, M. I.	5,825.40	Ordos, M.	822.90	Priether, M. & F.	4,340.83
Munro, A. J.	6,049.35	Orn, A. T.	2,172.12	Pietke, L.	843.96
Munro, E.	2,500.83	Osterland, H. S.	998.43	Plewke, J. E.	3,463.98
Munroe, I. M.	949.26	Oumet, E. E.	1,206.09	Plomp, E.	1,253.70
Murland, G.	1,436.85	Owen, E. E.	2,641.44	Podesta, M. D.	5,155.66
Murphy, V.	4,102.86	Owen, P.	4,644.09	Poff, E. H. & D. V.	7,548.06
Murray, A. E.	2,760.42	Ozols, A. E.	2,043.93	Pollard, R. N.	1,497.27
Murray, F. E. M.	685.74	Pacioni, A.	768.66	Pooke, M.	814.68
Murray, G.	5,041.50	Packford, A.	3,821.91	Porter, L.	1,311.57
Murray, James	2,271.03	Padley, A. C.	1,110.63	Postma, Mrs. A.	1,101.18
Murray, James	2,349.18	Page, A. G.	1,711.17	Pradzynski, J. & M.	1,193.43
Murray, T. V.	3,266.55	Page, D.	2,378.76	Pratley, F. H. & E. K.	1,629.33
Mustard, A. R.	1,700.28	Page, D. A. & M. E.	952.29	Pratley, R. D.	2,035.32
Myren, O. H.	574.86	Page, S. F.	3,632.22	Prato, M. R.	1,527.66
Nairn, J. G.	4,445.67	Pagel, A.	1,033.17		

## CASH PAYMENTS

433

## STATEMENT No. 286—Continued

NAME	AMOUNT	NAME	AMOUNT	NAME	AMOUNT
Pratt, Mrs. A. A.	\$ 585.39	Ritchie, Mrs. A. M.	\$ 1,733.67	Schleindl, E.	\$ 1,490.85
Preece, F.	2,634.78	Robb, M. J.	2,607.66	Schloegl, S. or E.	792.15
Preece, H. K.	3,156.87	Robbins, G. E.	806.48	Schmidt, R.	1,016.34
Prest, Mrs. N.	1,219.23	Roberge, J. E.	2,839.47	Schmitz, J.	829.56
Prezek, G.	2,129.76	Robert, R.	631.65	Schneider, D.	3,462.97
Price, A. M.	1,027.49	Roberts, A. G.	1,329.72	Schneidt, G. R.	3,576.90
Price, E. R.	1,434.45	Roberts, D. M.	1,151.44	Schneidt, M. E.	5,899.14
Price, J.	622.92	Roberts, H. E. R.	3,249.09	Schofield, R. or D.	2,018.40
Primeau, F. M.	1,810.79	Roberts, R. H.	6,904.49	Schollar, W. H.	669.90
Pringle, G. F.	827.26	Roberts, W. W.	2,837.79	Schommer, A. J.	20.94
Pritchard, J. & E.	8,224.69	Robertson, C.	2,624.73	Schrader, D.	1,812.24
Proctor, J. A.	2,611.53	Robertson, J. C.	3,598.47	Schrag, Dr. A. R. & R. E.	16,138.14
Proctor, M.	5,946.35	Robertson, R.	1,152.87	Schrag, Mrs. E. M.	7,312.14
Proctor, R. L.	1,408.17	Robertson, R. A.	5,592.39	Schroder, J. H.	3,898.77
Prokop, D.	3,454.89	Robinson, F. A.	3,056.88	Schuck, M. M.	1,487.82
Proskow, L. M.	1,804.26	Robinson, G. H.	1,124.79	Schultz, R.	1,164.75
Proudley, L.	3,677.49	Robinson, L. M.	1,644.96	Schweitzer, J.	3,181.62
Prowse, A. H.	2,354.31	Robinson, N. D.	2,191.74	Scofield, F.	1,835.13
Pugh, F.	1,085.22	Robinson, T.	2,153.37	Scofield, W. C.	101.46
Pugh, K. A. & V.	12,676.47	Robson, R. L. & E. C.	4,293.86	Scorah, G. E.	5,909.07
Pullyblank, C. J.	1,456.71	Rocke, H. P.	2,306.85	Scott, B.	102.94
Purdy, K. V.	5,276.10	Rodberg, C. J.	2,621.46	Scott, B., Estate	102.94
Putnam, R. J.	5,125.62	Rodberg, F. A.	950.23	Scott, E. D.	6,799.74
Ruzianowski, A.	296.68	Rodberg, R. S.	3,696.63	Scott, G. L.	3,088.71
Ryck, N.	4,341.93	Rodgers, W. P.	1,244.88	Scott, I. M., Estate	874.47
Rywell, E. E.	1,740.21	Roebuck, M.	1,113.30	Scott, Mrs. E. L.	2,026.98
Quartly, P.	1,460.58	Roffey, M. E.	1,662.39	Scott, N. W.	1,072.86
Quinton, M. A.	4,885.35	Rogalsky, W.	781.86	Scott, R.	1,506.60
Quinton, R. G.	2,857.26	Rogers, E. M.	2,706.69	Scott, R. J.	3,074.43
Rabe, J.	417.99	Roggeveen, P. A.	872.64	Scott, V.	2,829.90
Rabidoux, P. L.	2,061.00	Roper, A. V.	5,954.95	Scott, V. M.	4,554.63
Racetie, J. F. R.	4,996.59	Roper, C. E.	3,185.31	Scott, W. G.	7,726.02
Rad, F. W.	2,531.28	Rose, E. M.	1,979.16	Seagrave, J.	2,193.78
Rad, M.	2,377.49	Rose, S. E.	977.49	Seagrave, S. or J. M.	1,643.13
Radke, C.	2,806.69	Rosenthal, R.	1,912.71	Sears, M.	142.33
Raessler, E.	1,821.57	Ross, H.	1,261.59	Seddond, H.	912.92
Raffin, A.	698.70	Ross, H. B.	5,265.42	Seibel, E.	1,701.96
Raffin, S.	1,023.17	Ross, H. R. & J. J.	3,468.81	Self, E.	1,151.67
Rafter, M. H.	2,045.13	Ross, J. H.	3,188.10	Selland, N. G.	1,231.68
Rafuse, I. P.	4,560.06	Ross, M. P.	1,575.56	Sellar, E. M. W.	3,626.28
Rahn, F. C.	968.40	Ross, Mrs. E.	1,301.16	Selover, C. E.	1,765.77
Raine, G. S.	1,412.04	Ross, W. K.	2,672.19	Semenuk, C.	1,622.31
Raistrick, W.	3,572.79	Roth, D. E.	462.64	Senft, T. V.	496.96
Ramsay, B.	5,862.75	Rouk, N.	1,236.03	Senz, M. A.	3,231.78
Ramsey, J. H.	1,712.97	Rourke, G. G.	1,666.62	Sequin, J. A.	2,052.65
Ramsey, S. A.	7,025.49	Rouse, J. H.	5,030.61	Service, Mrs. M.	4,599.78
Ranche, C. C.	6,230.82	Routh, E.	1,823.73	Severance, E. A.	2,945.64
Rankine, F. C.	1,636.95	Rowan, J. R.	2,978.79	Sewerin, V.	1,459.62
Ranney, E. L.	3,060.63	Rowand, E. F.	3,814.05	Sewers, R. W.	1,071.30
Ratzlaff, R.	2,087.86	Rowe, L. H. & V.	2,588.52	Seyl, E.	2,155.65
Rawlings, J.	2,230.35	Rowe, N. H.	2,212.56	Seymour, M.	796.74
Ray, I.	349.95	Rowland, M. A.	936.33	Seymour, V.	1,436.25
Ray, V.	479.61	Rowley, E. B.	1,984.74	Shaddick, S.	1,278.06
Redden, E. E.	2,031.45	Royds, G.	4,430.04	Sharp, E. M.	3,589.98
Redmond, C. A.	4,663.68	Rozell, A. T.	959.82	Sharp, J. W.	4,901.31
Redmond, F. G.	4,703.66	Rudd, J.	2,324.81	Shaver, E. P.	9,767.88
Red, J. A.	366.42	Ruddick, Mrs. J.	1,434.57	Shaver, L.	1,782.21
Red, L. W.	2,496.30	Rudolph, A. W.	922.92	Shaver, M. R. A.	1,282.41
Reeder, A.	1,581.87	Ruggles, C.	1,616.39	Shaw, J.	2,675.94
Rees, D. G.	2,660.19	Runcer, R.	2,495.94	Shaw, M. L.	2,579.82
Rees, F. M.	2,289.90	Rushworth, M. G.	2,109.78	Shaw, Margaret E.	3,337.23
Rees, H.	1,096.02	Russ, N.	1,021.05	Shaw, Mary E.	890.52
Rees, W. A. R. & L. E. J.	4,864.89	Russell, B. L.	855.38	Shaw, R.	3,138.84
Reesor, W. C.	2,693.97	Russell, E. E.	1,864.77	Sheane, F. C.	2,480.07
Reeves, C. H.	2,121.12	Russell, G.	1,163.28	Shearer, J. W.	2,847.93
Reeves, E. M.	9,828.42	Russell, H.	896.15	Shelton, A.	597.75
Reid, A.	2,323.44	Russell, V. B.	2,985.57	Shemilko, S.	2,675.58
Reid, E. P.	881.61	Rutherford, M. E.	810.90	Shenton, H.	2,206.98
Reid, M. L.	2,171.88	Ryan, K. A.	1,281.69	Shepard, R. F.	3,431.40
Reid, Mrs. A. L.	2,695.53	Ryder, H. J.	5.38	Sheppard, D. J.	1,244.88
Reinholt, R. W.	1,727.76	Ryder, E. M. & E. P.	5,214.44	Sheptycki, D.	1,345.59
Reining, O. F.	1,954.29	Saboe, Mrs. M.	1,287.12	Sherbuk, T.	935.10
Reiska, J.	1,594.83	Safar, F.	1,879.41	Sheriff, A.	2,662.74
Reiskens, M.	2,988.84	Safran, Mrs. E.	4,308.78	Sheriff, R.	1,704.63
Reisse, E.	1,094.71	Sakulak, A.	3,763.20	Shes, S. W.	2,267.16
Reino, S. A.	1,101.81	Salkeld, M.	1,502.34	Shillaber, W. E.	9,006.60
Reinspie, E. F.	1,294.02	Samoil, S. D.	5,965.11	Shipton, C. T.	995.88
Reinton, Mrs. A.	867.57	Sampson, W. F.	249.23	Shnitka, A.	3,067.83
Reinton, P.	980.01	Samuel, B. M.	5,631.24	Shonn, H. R.	1,967.22
Revell, M. W.	2,807.07	Sandberg, H. I.	1,042.13	Shoop, Y. E.	871.80
Reaume, M. R.	1,452.12	Santarossa, A.	1,299.04	Short, J.	1,259.76
Reodes, J. H.	1,474.02	Sarsfield, L. A.	1,080.12	Short, W. A.	3,097.32
Ree, R. G.	2,205.62	Saul, H. M.	1,748.07	Shortt, J. H.	3,458.40
Reed, B. L.	3,136.53	Saunter, C.	3,181.08	Shute, D. E.	6,242.75
Reed, W. L.	2,545.68	Savage, P.	2,590.71	Shymoniak, S.	2,812.71
Reel, H. M.	4,924.08	Sawak, S.	1,085.70	Siemens, J.	9,063.12
Rekert, E. M.	3,147.78	Sawyer, A.	968.88	Silcox, M.	3,657.54
Reidell, E. J. & G.	859.95	Sawyer, C. or H. A.	1,403.34	Silver, E. L.	899.28
Reidinger, F.	2,450.79	Scherer, R. W.	1,691.91	Silver, J. M.	2,719.98
Reintoul, J.	2,354.79	Scheuchner, A. R. & M.	2,674.37	Simoneau, F.	1,249.59
Reiche, H. R.	1,417.50	Schlapp, H. B.	2,277.75	Simons, S., Estate	1,031.46



## STATEMENT No. 286—Continued

NAME	AMOUNT	NAME	AMOUNT	NAME	AMOUNT
Simonson, D. C. ....	\$ 3,867.54	Stewart, T. ....	\$ 1,543.50	Thompson, F. W. ....	\$ 2,107.95
Simonson, J. ....	4,814.52	Steickells, S. T. ....	1,436.61	Thompson, G. ....	1,522.44
Simpson, E. G. ....	1,730.76	Steckney, T. E. ....	4,642.38	Thompson, G. M. ....	1,627.02
Simpson, J. ....	3,190.50	Still, J. M. ....	1,894.44	Thompson, J. F. ....	2,012.82
Simpson, R. G. & B. G. ....	1,405.74	Stillman, C. E. ....	2,680.93	Thompson, J. H. ....	2,313.87
Sims, E. E. ....	1,347.88	Stockton, G. ....	3,114.63	Thompson, J. W. ....	1,014.03
Sinclair, D. S. & M. H. ....	7,164.60	Stogran, O. ....	1,799.22	Thompson, K. ....	1,176.00
Sinclair, I. A. ....	2,480.07	Stokes, A. L. ....	1,546.53	Thompson, M. R. ....	4,202.58
Sinclair, W. L. ....	1,319.49	Storie, Mrs. K. ....	1,681.86	Thompson, Mrs. M. P. ....	2,435.52
Sissons, P. M. ....	962.70	Stover, V. V. ....	3,478.26	Thompson, N. E. ....	5,216.05
Sitters, L. G. ....	2,505.48	Stowe, W. H. ....	3,336.87	Thompson, R. G. ....	2,033.88
Sjolie, L. A. ....	2,532.84	Strang, R. A. F. ....	2,213.28	Thomson, G. A. ....	4,610.89
Skene, C. M. ....	2,477.76	Strebel, Mrs. E. ....	948.30	Thomson, G. H. & O. D. ....	4,536.24
Skilling, G. H. M. ....	1,975.29	Stroh, G. C. ....	1,345.95	Thomson, H. E. ....	940.56
Skinner, N. G. ....	4,282.26	Strong, O. I. ....	1,077.60	Thomson, James ....	1,221.39
Skjott, A. M. ....	732.69	Strudwick, F. H. ....	1,738.41	Thomson, John ....	5,231.19
Sloan, M. G. ....	3,579.69	Strudwick, V. ....	3,228.87	Thomson, M. M. ....	1,533.45
Sloan, D. L. ....	2,302.98	Struk, G. ....	1,791.30	Thomson, W. H. ....	1,852.56
Sloan, E. E. ....	763.95	Stuart, A. J. ....	2,158.68	Thoreson, L. A. ....	1,155.09
Sloman, E. I. C. ....	929.91	Suddards, B. S. ....	2,629.92	Thoreson, L. E. ....	3,348.09
Smart, D. D. ....	2,366.64	Suffern, H. G. ....	2,021.67	Thorn, H. N. ....	4,226.70
Smart, J. B. ....	1,448.25	Sullivan, A. E. & S. A. G. ....	2,163.54	Thorne, Mrs. A. M. ....	1,467.96
Smelquist, L. W. ....	1,987.41	Summerfield, J. T. ....	3,725.43	Thorne, R. E. ....	2,491.95
Smith, A. L. ....	1,910.04	Summers, T. R. ....	1,288.69	Thorne, S. E. ....	796.86
Smith, C. C. ....	3,703.41	Sunderman, C. W. ....	314.85	Thornell, T. J. ....	3,186.39
Smith, C. F. W. ....	1,181.34	Sunderman, J. G. ....	1,688.52	Thornhill, V. ....	618.39
Smith, F. A. ....	1,141.26	Superant, G. ....	3,207.21	Thornton, G. S. ....	870.72
Smith, F. E. ....	2,953.38	Sutherland, C. B. ....	643.58	Thrun, G. V. ....	2,464.47
Smith, J. ....	1,795.53	Sutherland, J. C. ....	3,355.74	Tilden, H. ....	1,285.68
Smith, J. G. ....	2,545.08	Sutherland, J. F. ....	1,907.13	Timlinson, M. J. ....	6,938.70
Smith, J. H. ....	1,910.76	Sutherland, M. M. ....	4,530.78	Timmers, C. G. ....	1,137.27
Smith, L. E. ....	1,429.95	Sutherland, O. N. & M. A. ....	2,343.30	Tindall, B. F. ....	1,466.16
Smith, L. G. ....	1,973.61	Sutherland, W. M. ....	3,540.12	Tindell, C. C. & E. ....	529.53
Smith, M. C. ....	1,142.93	Sutton, M. ....	3,695.35	Todrick, J. H. G. ....	4,204.65
Smith, M. I. ....	1,619.52	Svensden, A. A. & R. ....	2,991.27	Tombs, C. H. ....	873.51
Smith, M. S. ....	2,316.54	Svensden, E. ....	1,902.18	Tomlin, P. M. ....	2,116.23
Smith, Mrs. R. ....	901.23	Swaine, E. ....	4,778.46	Tomlinson, V. L. ....	2,533.54
Smith, R. E. ....	985.47	Swan, J. F. ....	585.27	Tommy, J. ....	516.01
Smith, R. J. ....	2,253.21	Swan, M. I. ....	8,033.37	Tompkins, W. H. ....	1,993.44
Smith, W. J. ....	1,626.30	Swann, F. & R. L. ....	1,337.61	Toner, J. J. ....	1,038.17
Smitten, M. ....	2,116.28	Swanson, E. F. & A. M. ....	4,780.62	Tonsoo, A. ....	3,759.94
Smythe, J. W. & L. E. ....	2,111.22	Swanson, G. W. ....	2,188.47	Tosh, G. M. ....	2,487.43
Snyder, V. L. ....	3,259.08	Sweeney, A. ....	5,408.04	Travers, G. D. ....	2,238.03
Soderquist, C. E. & E. ....	2,706.45	Sweet, Mrs. M. ....	1,271.52	Trelenberg, H. ....	1,062.45
Soley, H. or R. ....	3,635.86	Sweetlove, M. E. ....	6,554.13	Trim, P. I. ....	1,339.53
Solony, M. ....	2,026.74	Swift, W. H. ....	1,677.63	Trout, G. K. ....	3,031.88
Somerville, E. L. ....	4,129.98	Swindlehurst, E. B. & L. ....	12,073.65	Truby, F. S. ....	965.66
Sorensen, H. ....	3,499.70	Switzer, K. C. & N. ....	3,832.08	Trudel, J. B. R. ....	1,532.22
Souness, T. L. ....	5,820.57	Sykes, I. A. L. ....	3,878.25	Trylowsky, Mrs. K. ....	487.91
Soutar, S. B. ....	347.72	Sykes, W. T. & A. E. ....	2,189.43	Tuppen, L. J. ....	3,400.53
Spacey, Mrs. H. ....	891.54	Sylvestre, A. & M. A. ....	5,293.77	Tuppen, F. E. ....	4,087.34
Spady, G. J. ....	1,182.61	Symon, A. ....	5,075.64	Turnbull, R. ....	503.3
Spankie, J. ....	2,874.69	Symowoniuk, M. ....	3,179.54	Turner, A. R., Estate ....	1,793.77
Sparby, H. T. & C. ....	7,374.29	Tabak, R. ....	923.13	Turner, E. H. ....	1,541.11
Speakman, C. A. ....	626.91	Tait, B. & H. M. ....	816.12	Turner, E. M. D. ....	737.11
Speare, C. M. ....	1,292.22	Tait, E. R. ....	2,921.55	Turner, W. H. ....	1,581.11
Sper, M. L. ....	1,946.49	Talbot, L. G. ....	1,526.67	Turton, W. H. ....	5,283.45
Speers, K. ....	601.86	Talbot, R. L. ....	1,718.31	Tweedle, N. G. ....	4,922.44
Spence, E. ....	1,522.82	Talbot, W. J. ....	3,033.15	Tweedy, L. M. ....	21.1
Spence, Mrs. A. ....	1,023.24	Tannner, N. I. ....	1,735.86	Twelvetree, E. ....	1,082.0
Spiesman, O. C. ....	893.34	Tanner, W. J. ....	851.58	Twelvetree, L. ....	3,312.3
Spink, D. ....	4,000.83	Tarnowski, J. J. ....	1,888.14	Twynning, W. S. ....	731.2
Spratt, N. W. ....	4,244.73	Taylor, A. H. ....	2,161.47	Tymkow, R. ....	2,624.0
Springbett, D. C. ....	3,998.76	Taylor, A. P. ....	5,781.60	Underhill, Mrs. A. F. ....	8,228.8
Spruhan, M. ....	1,517.18	Taylor, C. N. ....	385.14	Unland, Mrs. Fany J. ....	1,632.3
St. Clair, M. A. ....	2,486.73	Taylor, E. & S. ....	1,540.35	Unwin, J. H. ....	1,528.11
St. Germaine, R. ....	2,950.83	Taylor, G. A. ....	868.10	Vaastara, H. ....	1,566.6
Stack, G. ....	1,302.87	Taylor, G. H. ....	3,664.84	Vague, H. E. ....	186.1
Stanfield, J. P. ....	2,105.43	Taylor, J. L. ....	2,599.44	Vaillant, M. ....	2,685.5
Stang, B. E. ....	1,379.49	Taylor, S. M. ....	3,081.45	Valens, E. M. ....	2,682.2
Stangowitz, P. ....	612.82	Taylor, V. B. ....	1,161.84	Valentine, L. B. ....	1,564.9
Stannard, A. G. ....	1,727.49	Teets, C. E. ....	1,016.58	Valiquette, C. E., Estate ....	1,219.7
Stark, C. I. ....	2,612.61	Telnes, P. ....	1,575.21	Van Brummelen, H. W. ....	984.9
Stark, L. B. ....	5,133.72	Tensfeld, W. P. ....	995.76	Van der Gaag, N. ....	1,006.7
Stark, L. ....	1,187.23	Tetlar, L. W. ....	1,308.45	Van Dyk, M. ....	2,167.3
Steel, A. ....	713.10	Tetlaear, K. ....	2,168.61	Van Heeren, N. ....	823.6
Steele, D. ....	1,343.28	Teulon, R. E. ....	3,970.92	Van Tamin, J. ....	3,605.3
Steele, P. ....	2,886.81	Thackray, H. F. ....	3,530.55	Vance, O. ....	1,693.3
Steinborn, E. ....	668.07	Thain, D., Estate ....	712.74	Vandemark, R. E. ....	1,823.2
Stenton, E. F. ....	1,251.54	Theroux, J. ....	1,290.00	Vandenbor, J. C. ....	1,174.3
Stephen, H. O. ....	1,390.50	Thom, J. M. ....	370.59	Vanhestern, J. ....	832.9
Stephens, H. & I. ....	15,223.11	Thomas, D. J. ....	971.55	Vankeimpema, S. ....	812.0
Stephens, H. J. & M. I. ....	2,894.67	Thomas, E. ....	6,681.72	Vencunas, P. & A. ....	721.5
Stephenson, A. ....	6,301.98	Thomas, J. ....	4,273.80	Verbicky, D. M. ....	2,936.1
Stevenson, V. E. ....	4,413.36	Thomas, L. M. ....	3,042.00	Verde, C. R. ....	1,165.4
Stewart, F. G. ....	11,258.74	Thomas, A. ....	1,226.61	Vermulen, P. ....	1,578.6
Stewart, F. L. ....	1,497.51	Thompson, E. C. ....	1,129.41	Visser, H. G. ....	1,906.6
Stewart, I. I. ....	2,536.11	Thompson, E. N. ....	224.82	Visser, H. ....	2,277.1
Stewart, J. W. ....	926.40	Thompson, E. R. ....	1,442.43	Voth, E. A. ....	1,936.5
Stewart, M. ....	1,693.74		1,072.10	Vowel, C. ....	3,750.4
Stewart, N. E. ....	2,183.61		1,261.23	Voyer, G. ....	1,682.3

## STATEMENT No. 286—Continued

NAME	AMOUNT	NAME	AMOUNT	NAME	AMOUNT
Waddell, L.	\$ 2,061.12	White, H. G.	\$ 2,480.07	Wobst, H.	\$ 1,042.86
Waddell, R. C.	979.29	White, J. P.	6,096.69	Wolcott, J. W.	1,658.25
Waddington, H. F.	1,128.36	White, M. E. G.	1,865.01	Wolfe, W. R.	1,364.20
Wade, R.	4,573.50	Whiteside, R. E.	2,075.04	Wolk, J.	1,591.08
Wadsworth, T. F.	1,592.79	Whiteside, E. V.	339.10	Womersley, E.	1,686.72
Waggoner, B.	1,396.66	Whittingback, G. F.	1,826.88	Wood, Edith	2,141.61
Wagner, A. C. L.	581.76	Whyte, C. N.	1,946.85	Wood, Ernest	3,864.03
Waldren, J. E.	2,193.18	Wicks, C. E.	651.60	Wood, F. M.	2,502.36
Waldron, L. M.	1,956.42	Wicks, E. M.	1,258.32	Wood, W.	1,228.21
Walker, A. A.	716.73	Wiggins, E. A.	2,978.66	Woodfield, C.	2,175.39
Walker, G. C. & I.	1,203.12	Wiggins, G. A.	678.85	Woodford, A. G.	674.85
Walker, I.	1,224.18	Wigston, T.	1,541.10	Woodman, A. I.	2,480.07
Walker, J. E.	4,939.80	Wilcox, B. E.	822.66	Woodsworth, O. M.	2,939.58
Walker, K. H.	6,839.46	Wild, K. M.	1,410.38	Woodridge, M. M.	1,591.56
Walker, L. S.	1,787.67	Wildbore, W. H.	1,161.84	Woolven, E. J.	1,428.15
Walker, M. J.	3,171.39	Wilkerson, Mrs. A.	1,111.98	Wootton, R.	1,101.57
Walker, Mrs. P. I.	955.56	Willems, A. F. A.	1,739.50	Woytkiw, N.	2,584.05
Walker, W.	890.55	Willes, A. E.	2,560.80	Woznicka, G.	872.76
Wallace, J. A.	1,603.32	Williams, A.	3,912.93	Wray, W. M.	4,062.24
Wallator, S.	3,394.47	Williams, D. E.	2,705.95	Wreggitt, J. J.	2,319.69
Walsh, Mrs. E. V.	698.82	Williams, E. T.	1,190.64	Wynne, F. B.	6,895.14
Ward, G. A.	1,422.21	Williams, I. L.	1,815.87	Wynnychuk, H. J.	2,140.77
Ward, J. E.	4,326.96	Williams, J. A.	2,343.90	Yanke, C.	723.63
Ward, R. M.	9,993.51	Williams, J. L. & E. H.	3,329.85	Yarwood, N.	1,159.29
Ward, R., Estate	3,950.82	Williams, L.	520.02	Yauch, C. E.	6,310.23
Wardlaw, D. M.	1,974.93	Williams, L. P.	2,579.34	Yeates, J. E.	485.00
Warman, F. I.	1,141.02	Williams, Lillian E.	1,715.16	Yed, E. M.	2,279.97
Warren, E. H. F.	777.03	Williams, Louise E.	2,269.44	Yelenik, J.	561.54
Waters, H.	2,959.14	Williams, M. R.	2,344.14	Yeudall, H. L.	817.28
Wassal, J. C.	662.25	Williams, W. D.	662.76	Yeudall, W.	2,124.30
Wass, A.	1,766.97	Williamson, I.	1,147.44	Yost, A.	2,077.80
Waters, Mrs. C. M.	3,552.59	Willis, W. R. D.	4,608.36	Young, A.	110.78
Watkins, E.	2,176.83	Willison, E. A.	4,211.58	Young, B. M.	112.28
Watkins, H. B.	4,052.04	Williston, A. A.	1,797.72	Young, C. W.	2,955.18
Watson, B. A.	7,793.94	Willox, J.	3,291.72	Young, D. E.	3,328.26
Watson, E.	1,688.40	Wilson, H. C., Estate	239.26	Young, E. I.	4,658.13
Watson, E. D.	1,173.13	Wilmot, Mrs. D. A.	1,109.55	Young, F. C., Estate	823.08
Watson, H. B.	1,534.17	Wilmott, F. V.	1,785.00	Young, F. F.	5,004.21
Watson, L. A.	3,864.39	Wilson, Arthur M.	9,468.42	Young, F. G. & R. L.	3,973.83
Watson, S. C.	1,626.80	Wilson, C.	55.78	Young, J.	731.82
Watson, T. J.	578.96	Wilson, C. H.	2,179.98	Young, John C.	1,179.03
Watt, A. V.	1,128.06	Wilson, D. F.	2,519.66	Young, L. H.	8,126.85
Watts, Dr. E. H.	2,911.98	Wilson, F. W. & M.	5,937.87	Young, P.	2,691.54
Watts, E. A.	2,103.12	Wilson, H. J.	12,136.21	Young, R.	2,933.13
Watts, M. L.	9,684.60	Wilson, J.	1,179.75	Young, R. H.	6,150.90
Webber, A. V.	2,465.63	Wilson, J. E.	5,171.97	Young, R. J.	1,425.34
Webber, M. L.	3,172.71	Wilson, J. F.	1,012.35	Young, V. M.	945.97
Webber, W. G.	1,379.97	Wilson, L. C.	3,915.60	Young, W. M.	1,186.08
Webster, A.	4,896.12	Wilson, M. A.	1,903.86	Zaozirny, A.	1,513.74
Weeks, E. L.	5,458.14	Wilson, M. M.	1,978.92	Zapotchiny, P.	1,158.93
Weisgerber, R. M.	3,016.58	Wilson, Mrs. B.	1,961.62	Zard, A.	3,585.72
Weismiller, M.	819.03	Wilson, R. F.	3,223.68	Zaseybida, E.	3,376.08
Weiss, A. T.	520.50	Wilson, S. G.	3,864.27	Zern, R. A.	1,626.92
Welguz, V.	1,064.28	Wilson, W. J. E.	4,166.76	Zukowski, W.	692.28
Wells, J. G.	8,050.20	Wilton, M. M.	892.98		
Wentworth, W. T.	845.91	Winchester, A.	3,640.08		
Wenzel, W. F. W.	1,137.27	Wind, B. & H.	874.95		
Westerberg, A. M. E.	1,796.76	Windsor, C. W.	977.61		
Weston, G. V.	1,628.37	Wingfield, F. C. & E.	3,893.94		
Westover, L. E.	3,492.66	Winkley, H.	425.37		
Wetch, M. J.	1,452.36	Winter, C.	2,455.32		
Wetmore, J. H. L.	7,842.21	Winter, L. B.	750.99		
Wetter, A. B.	8,885.91	Winters, M.	1,533.57		
Whelan, M.	2,120.67	Wise, M.	1,629.57		
Whitbread, B. J.	4,836.93	Wishart, J. C. M.	2,548.23		
White, E. W. & N. E.	5,900.22	Witwer, C. W.	5,453.67		

TOTAL: Benefits under the Act ..... \$ 6,629,109.55

## SUMMARY

Benefits under the Act ..... \$ 6,629,109.55  
 Withdrawals ..... 1,790,400.12  
 \$ 8,419,509.67

GOVERNMENT OF THE PROVINCE OF ALBERTA  
 PAYMENTS UNDER LOCAL AUTHORITIES PENSION ACT  
 FOR THE YEAR ENDED MARCH 31, 1972  
 BENEFITS UNDER THE ACT

NAME	AMOUNT	NAME	AMOUNT
Adams, M.	\$ 1,776.18	Berridge, T. S.	\$ 1,827.48
Aicher, R. F.	3,015.96	Bevan, E. A.	1,776.54
Aitcheson, J.	4,308.50	Beveridge, J.	1,642.41
Aitcheson, P.	3,706.80	Bideney, H.	1,395.21
Albrcht, C.	633.45	Biffard, H.	748.44
Alden, C. & E.	1,455.87	Bik, J.	1,855.71
Alexandriuk, W.	837.96	Billingsley, B. & N. E.	3,982.02
Amundson, C. J.	2,966.46	Bjorkeland, V.	2,064.87
Amy, F. A.	3,314.58	Blaeser, B.	1,394.86
Andersen, Mrs. M. E.	844.32	Blair, Mrs. M. T.	482.13
Anderson, C. T.	1,276.71	Bland, E. E.	3,381.42
Anderson, D. W.	1,462.13	Blower, J. S.	1,851.69
Andiel, A.	1,335.26	Bobinec, J. A.	1,350.14
Andruchow, M.	2,103.36	Bobinec, M. D.	900.67
Annus, H.	1,608.87	Bond, O. I.	4,774.95
Arabchuk, P.	1,793.61	Bordas, J. J.	1,758.36
Archer, A. E.	2,297.76	Bosnjak, R.	580.44
Arendarchuk, T.	1,527.32	Bossert, A. V.	1,229.91
Armfelt, H. M.	1,445.22	Bottomley, E. J.	2,048.16
Armstrong, J.	2,609.22	Boulton, V. J.	4,976.85
Arnieri, P.	1,355.52	Bourdage, A.	1,388.19
Aronld, R. C. & A.	1,328.40	Bourne, A. M.	3,082.53
Ascroft, C. & C. J.	6,651.33	Boutin, M. A.	1,943.29
Aseling, F. W.	814.44	Bouvier, H.	820.83
Aubuchon, F. B.	897.33	Bowden, E.	1,118.61
Aupperle, C. F.	2,385.54	Bowen, R. B. & G. E.	1,763.61
Auzins, M.	881.41	Boychuk, G. G.	1,761.87
Auzins, V.	1,066.32	Brauer, A.	1,326.96
Backschat, K.	1,531.89	Brennan, W.	1,444.50
Badun, A.	1,160.25	Brenton, C. J.	1,819.62
Bailie, B. L.	6,924.54	Brier, A. H.	3,193.17
Baker, A. J.	1,739.85	Bristow, J. E.	7,544.67
Baker, F. A.	1,859.58	Broadhead, V.	1,495.25
Baker, G.	681.75	Broder, B. J.	923.85
Bakstad, M. A.	1,391.54	Brooks, M.	2,156.88
Baldry, E. C.	1,291.47	Brosnikoff, P.	1,541.34
Baldwin, C.	1,653.30	Brower, S.	2,196.93
Balogh, L.	2,233.74	Brown, A. S.	5,490.84
Bannerman, B.	4,033.62	Brown, C. J.	3,671.19
Barefoot, E.	2,136.93	Brown, F. J.	3,903.27
Baril, A. F.	3,210.24	Brown, P. L.	1,906.95
Barnett, D. S.	4,801.80	Brown, R. R.	1,379.92
Bartoli, A.	1,653.30	Buchholz, M.	1,919.37
Barton, J.	2,684.88	Budak, I.	1,528.86
Bates, O. E.	2,213.88	Buettner, W. C.	2,775.69
Baxter, I. S.	851.34	Bulger, B.	1,523.91
Beattie, J. S.	2,337.96	Bull, A. R.	3,225.00
Bedingfield, H. J.	1,881.96	Burdess, G.	3,700.26
Behr, G.	1,519.29	Burgess, A. J.	3,363.94
Beitz, R.	7,011.45	Burgess, M.	1,518.81
Bell, A. M.	3,691.42	Burke, Mrs. C.	400.92
Belliveau, H.	1,268.13	Butchart, W. W.	11,591.37
Bench, W.	1,169.70	Byam, Mrs. L.	1,397.52
Bengry, O. G.	1,377.30	Byron, A. E.	3,842.71
Bennett, B.	791.21	Caine, A. K.	5,668.89
Bennett, H. B.	2,134.83	Cairney, J. G.	4,603.29
Benson, T. R.	2,930.85	Cameron, J. F.	580.44
Berger, J. W.	823.74	Cameron, M. A.	1,396.68
Berger, S.	3,220.38	Campbell, G.	1,169.70
Bergh, T. S.	4,180.95	Campbell, R. W.	5,290.50
Berlad, M.	603.30	Card, T. S.	1,504.70
Berlin, R. L.	1,529.70	Carlson, B.	620.01
Bernard, A.	789.98	Carmichael, A. M.	6,434.64



## STATEMENT No. 287—Continued

NAME	AMOUNT	NAME	AMOUNT
Caron, E. I.	\$ 690.72	Dlugosz, A.	\$ 720.48
Carpenter, J. H.	3,765.41	Dobbs, M.	1,507.08
Carruthers, Mrs. C.	387.48	Docherty, G. S.	7,631.49
Cherniawski, T.	3,052.53	Dodd, R. E.	3,560.39
Chestockowski, J.	2,291.22	Dolynchuk, N.	1,561.80
Chichak, J.	826.05	Dominiak, A.	1,223.58
Childerstone, R.	3,596.64	Donald, J. W.	3,192.21
Chmilar, J.	1,510.83	Dorschied, R.	2,936.79
Chorney, A.	1,313.76	Douglas, H. K.	4,244.97
Christensen, E.	3,427.77	Douville, H.	1,201.41
Chrysanthou, E.	4,044.39	Drabik, J.	1,446.42
Clandfield, I. L.	1,364.73	Drag, M.	1,735.86
Clark, W. H.	6,246.42	Drain, V.	613.11
Clausen, M. C.	603.57	Dredge, W. A. R.	5,663.58
Cockerill, C. E. or S.	1,358.43	Drolet, O.	1,750.26
Collett, M.	970.59	Dub, J.	4,312.76
Collier, J.	1,766.13	Duda, J. & P. A.	992.49
Collins, J.	3,223.32	Dudek, J.	1,914.78
Collins, P.	1,440.87	Duke, R. F.	8,394.69
Colwell, L. R. W.	1,574.13	Dumas, Mrs. M.	184.71
Connelly, Mrs. A.	1,608.15	Duncan, C. D.	6,004.92
Connolly, M.	1,525.83	Duncan, J.	4,586.22
Connor, J.	1,295.97	Duncan, J. M.	4,123.13
Connors, A. H.	2,386.02	Dunn, M. A.	1,020.45
Convie, H. S.	2,305.89	Dupuy, G. J.	2,304.15
Conway, A. V.	1,533.21	Dyrholm, A.	1,131.07
Cook, A.	626.28	Dzinbiak, W.	2,922.80
Cook, D.	1,715.28	Easton, Dr. D. R.	9,897.90
Cook, F. T.	85.75	Edmonson, C. R.	573.06
Cook, W.	1,922.76	Edwards, J. V.	6,435.15
Cooper, S. E. E.	6,376.56	Eiben, J.	1,648.23
Corder, E.	1,644.60	Eichorn, A.	847.55
Cote, C. F.	2,075.41	Eichorn, M.	1,204.36
Coulden, A.	2,331.90	Eisert, J.	864.71
Coutlis, W.	1,278.90	Eleniak, M.	1,712.85
Coutts, Mrs. B.	1,409.01	Eleniak, P.	1,372.68
Cove, F.	1,983.03	Elgeti, M. W.	589.02
Coxon, E. C.	3,202.64	Elliott, C. M.	1,730.76
Coxon, J.	775.53	Elliott, K. G.	1,117.53
Coxon, W.	2,007.09	Engley, H. H.	3,311.98
Crisfield, E. M.	1,874.10	Erdell, H.	947.46
Crofts, V.	1,384.68	Esplen, M. C.	2,283.00
Crosman, G. J.	5,194.50	Evans, G.	946.03
Crossland, F.	3,438.78	Ewasiuk, M.	592.89
Cruse, C. W.	4,746.84	Ewasiuk, M. J.	738.03
Cumming, D.	2,191.50	Ewing, F. J.	4,449.42
Cummings, E. A.	2,646.07	Farrel, J. W.	470.67
Cunningham, E.	453.93	Faucher, L.	2,723.76
Dacyszyn, P.	2,099.37	Fearn, M. A.	1,879.65
Dahl, W. A.	1,062.12	Feenstra, T.	2,188.11
Dakin, E. G.	729.33	Ferguson, I. S.	4,086.68
Dashkevych, R.	1,492.86	Ferguson, N. R.	4,446.54
Davidovich, N.	700.62	Ferguson, T. L. L. & J. S. V.	3,623.76
Davies, R.	952.29	Field, G. A.	4,762.47
Davis, H. O.	11,858.55	Filipenko, M.	1,296.81
Davis, S.	4,298.60	Filmer, G. M.	1,362.54
Davison, G. H.	9,824.91	Finley, C.	2,237.13
Dean, A. W.	1,898.00	Flanagan, N. M.	6,668.15
Dedyluk, E.	1,197.60	Fleischhauer, K.	763.35
Deforest, I. A.	1,014.15	Fleming, R.	4,844.55
Demro, A.	2,337.72	Fletcher, P. Sr.	2,531.28
Denim, D. L.	2,692.65	Flexhaug, H.	1,608.27
Dersch, M. H.	2,043.33	Flowers, M. & E. C.	6,546.03
Dew, W. E.	120.31	Flynn, J.	1,602.93
Dewhurst, N.	1,020.33	Fodchuk, D.	1,911.27
Dewhurst, S. A.	3,408.66	Forbes, A.	5,148.87
Dickeson, J. B.	1,202.64	Ford, C. H.	1,273.92
Dingwall, D.	1,006.29	Fosdick, W.	1,910.76
Dixon, E. B.	942.12	Fowler, B. E.	222.27

## STATEMENT No. 287—Continued

NAME	AMOUNT	NAME	AMOUNT
Fraser, C. N. ....	\$ 1,749.21	Halls, M. I. ....	\$ 400.44
Fraser, R. ....	1,119.24	Hamblin, W. G. ....	1,787.19
Fraser, R. & E. H. ....	2,897.51	Mamilton, A. W. & P. ....	4,646.01
Frederick, N. A. ....	1,336.62	Hamilton, E. ....	2,517.72
Fry, E. A. ....	1,013.89	Hamilton, H. M. ....	2,677.38
Fulton, L. H. ....	3,041.01	Hammond, F. W. ....	2,279.13
Funk, F. ....	752.19	Hancharyk, N. ....	1,414.11
Gafuik, M. ....	3,506.46	Hanson, B. ....	2,775.57
Gagnon, A. ....	4,476.90	Hanson, S. ....	16,800.72
Gair, H. J. ....	1,657.43	Harbison, A. G. ....	2,187.12
Galbraith, J. H. ....	2,603.55	Hardie, B. I. ....	2,254.68
Gamble, C. J. ....	2,924.34	Hargrove, R. M. ....	685.86
Gardiner, I. ....	6,226.32	Harker, A. L. ....	1,193.07
Gendemann, W. ....	1,737.66	Harper, E. R. ....	2,804.85
Gettman, J. ....	1,233.15	Harris, T. E. ....	5,310.13
Gibbs, N. W. ....	929.67	Harrison, L. & A. ....	511.67
Gibson, E. J. ....	2,142.45	Harrison, R. ....	2,016.10
Gill, E. ....	2,734.41	Harrold, H. ....	2,543.13
Gill, J. ....	826.73	Harrold, H. A. ....	1,496.43
Gill, W. ....	1,720.98	Harvey, H. C. ....	3,061.59
Gimbel, Mrs. F. ....	2,900.13	Hawkes, M. ....	6,874.08
Ginther, E. A. ....	1,831.62	Hawkeswood, E. ....	855.09
Girardi, T. ....	811.48	Hawreliak, P. ....	786.09
Girardi, V. ....	421.40	Hay, R. W. ....	2,322.33
Girouard, J. B. C. ....	2,541.33	Hay, S. P. ....	1,980.75
Girroit, H. W. ....	8,191.95	Haynes, J. A. ....	2,757.51
Gittins, D. R. & J. I. ....	4,660.17	Heatherington, G. ....	4,402.95
Gittins, J. P. ....	1,539.15	Heatley, G. & H. R. ....	777.51
Glanz, E. ....	734.64	Heaton, R. H. ....	3,511.17
Glover, Mrs. J. E. ....	1,105.32	Heid, J. ....	1,846.14
Glover, R. M. & J. ....	4,649.16	Henry, J. ....	1,642.53
Gnatovich, S. ....	878.22	Henricksen, G. ....	1,124.55
Goede, I. P. ....	594.96	Heskeith, S. ....	3,261.69
Goetz, P. S. ....	1,629.21	Hewko, S. ....	456.00
Goodwin, A. M. ....	2,108.46	Hill, F. W. ....	266.41
Gordey, J. ....	1,423.74	Hill, Mrs. I. ....	927.24
Gordon, I. ....	234.12	Himmelreich, G. T. ....	1,174.80
Gordon, J. G. ....	1,694.46	Hines, J. H. ....	2,215.47
Gordulic, M. ....	1,316.67	Hinman, A. ....	726.42
Gotheridge, M. S. ....	1,617.36	Hirst, H. ....	3,030.67
Graham, J. ....	2,813.97	Hischynski, J. ....	1,312.29
Graham, R. ....	2,255.37	Hislop, G. K. ....	1,704.63
Graham, R. N. ....	5,571.57	Hnatiak, J. ....	3,433.47
Grant, A. P. ....	7,110.60	Hobbs, A. ....	1,060.29
Grant, E. M. ....	3,402.96	Hoffman, W. ....	1,801.11
Gravistin, Mrs. M. ....	1,289.07	Hoggard, W. ....	3,516.15
Green, H. ....	616.98	Holden, H. ....	5,642.01
Greenwood, E. F. ....	3,271.35	Holliday, B. A. ....	1,113.54
Gregg, R. C. & D. G. ....	5,482.83	Holman, R. P. ....	769.50
Greschuk, A. ....	1,012.11	Holub, M. ....	3,393.15
Grierson, D. A. ....	1,178.91	Holz, M. K. ....	2,676.90
Griffin, T. G. & G. G. ....	1,918.65	Homeniuk, S. ....	1,910.58
Griffiths, O. G. ....	5,001.18	Hooper, S. G. & G. E. ....	2,439.70
Groeneweg, M. ....	2,265.85	Hooper, S. R. ....	1,043.58
Grothen, T. A. ....	5,777.73	Hoover, E. M. B. ....	2,178.42
Grundy, S. W. ....	521.49	Hope, S. A. ....	4,155.39
Gubbe, T. ....	3,620.85	Hopkins, C. ....	563.13
Guest, G. ....	444.87	Horn, J. ....	1,889.10
Guest, Sr. M. ....	1,325.85	Horne, E. M. ....	4,840.68
Guidolin, A. W. ....	2,726.71	Horne, G., Estate ....	9,288.17
Guidolin, G. ....	1,115.22	Horne, P. ....	6,457.17
Guild, N. W. ....	5,021.04	Hosler, R. & S. ....	2,507.57
Gunderson, G. ....	358.42	Houghton, T. P. ....	2,760.78
Gwin, G. W. ....	1,842.27	Hoyak, J. ....	3,124.92
Haimes, J. ....	2,480.07	Hronec, H. ....	1,557.78
Haire, M. ....	2,896.47	Huber, J. ....	854.37
Hajkowicz, J. ....	1,997.34	Huculak, N. ....	298.74
Hall, E. ....	2,057.49	Hughes, D. & V. M. ....	4,011.96
Hall, F. M. & H. I. ....	10,285.74	Humphish, H. ....	4,047.42

## STATEMENT No. 287—Continued

NAME	AMOUNT	NAME	AMOUNT
Hunter, E.	\$ 5,003.49	Kowalchuk, F.	\$ 1,169.58
Hurst, M. H. C.	1,467.99	Kozak, K.	2,969.85
Hust, M.	859.83	Krause, H. W.	1,972.14
Hutchinson, W.	1,397.64	Krempin, R.	1,107.72
Illerbrun, A.	886.20	Krist, J., Estate	1,087.47
Imrie, W. S.	1,617.48	Krobel, O.	1,939.47
Ingaldson, J.	829.02	Kroese, H.	2,641.56
Inglis, K. C.	1,534.92	Kroon, B.	1,087.77
Innes, M. E.	4,830.07	Kruchten, D.	628.95
Irvine, S.	606.81	Kruesel, A.	4,470.99
Isfeld, J. R.	919.86	Kunciak, T.	1,974.57
Ives, R. C.	2,083.89	Kunz, C. J. & P. M.	1,032.30
Jacka, A. G.	1,114.38	Kurze, M. F.	2,043.06
Jacknisky, A.	2,513.49	La Belle, E.	2,714.60
Jacobs, S.	1,108.32	La Belle, P.	256.21
Jedrzeiczak, J.	1,268.13	Labonte, A. M.	645.57
Jenkins, R. O.	2,731.74	Laird, P. C.	1,577.16
Johnson, A. W.	2,300.67	Lane, C. H.	6,045.24
Johnson, I. C.	1,183.50	Langer, E.	1,134.36
Johnson, I. E.	2,979.78	Langevin, A.	2,107.23
Johnson, L. M.	2,799.33	Langford, L.	1,362.78
Johnson, R. N.	863.82	Langmead, W. E.	2,440.69
Johnson, S. S.	2,890.20	Langston, A. L.	2,838.63
Johnston, E. B.	5,884.23	Lantow, C. O.	628.62
Johnston, W. G.	3,824.22	Lantz, D. H.	1,171.53
Jones, A. H.	4,344.58	Larsen, G.	1,923.72
Jones, M.	2,374.00	Lashuk, J.	1,962.45
Jones, S. B.	4,726.02	Lassen, R. H.	1,980.27
Jones, S. J.	1,725.33	Lauzikas, A.	1,507.32
Jurina, S.	1,566.15	Lavery, C.	1,767.81
Kadach, E.	1,039.47	Lavery, T.	406.80
Kalynsky, A.	2,574.84	Law, W. J.	3,734.68
Kareiva, C.	1,300.14	Lawrence, B.	1,874.46
Kasczyszyn, J.	2,220.42	Lawrence, E. A.	2,795.13
Kashuba, J.	978.09	Lawrence, R. F.	1,027.95
Kay, R.	1,567.71	Lawton, A. J.	3,890.07
Kehr, E. B.	3,374.64	Laycock, T. L.	1,245.16
Keil, G.	1,929.06	Leavitt, E. H.	360.27
Kelm, G.	974.58	Lebioda, S.	1,013.55
Kennedy, D. W.	4,569.87	Lederer, S.	2,521.11
Kennedy, M.	2,237.44	Lee, M.	2,148.99
Kergan, W. W. L.	5,764.03	Lee, W. Jr.	4,561.77
Kermack, H.	462.96	Legge, A. T.	15,996.27
Kerr, D. P.	1,919.61	Legh, M.	1,690.59
Kerr, E. T.	670.50	Lemoignan, J. A.	4,411.05
Kerr G.	4,440.12	Lentz, J.	1,463.01
Kerr, H.	1,331.85	Lesik, R. I.	4,240.38
Kettleson, S.	4,248.23	Lester, S. E.	993.69
Key, J. T.	2,038.71	Lewis, C. E.	3,333.00
Kezar, J. L.	2,070.15	Lewis, E. A.	5,272.32
Kiejko, W.	1,095.87	Lewis, L.	1,386.75
Kiel, H.	1,805.58	Lindberg, E.	3,396.30
King, E. G. & V. J.	3,018.39	Linke, H. R.	3,845.83
King, J.	1,666.50	Linzmayr, J.	760.28
Kisch, P. M.	1,465.20	Little, F. G.	2,724.24
Kitchener, G. H.	1,016.82	Little, H. A.	2,625.57
Kits, H. J.	1,205.91	Littlewood, B.	6,553.05
Kitt, D.	1,041.33	Livingstone, J.	3,911.01
Kleban, J.	1,247.31	Lobe, E. B.	607.65
Klinger, M.	2,324.88	Locke, B. F.	1,315.71
Knox, R.	4,877.97	Logan, D. W.	1,566.39
Kobley, J.	1,320.18	Logan, E. A.	2,058.33
Koch, J.	1,232.16	Logan, G.	4,007.37
Konschuh, M. S.	2,044.17	Londeau, F.	4,291.54
Kopcek, J.	2,191.98	Lopushinsky, H.	959.19
Korber, I. M.	2,411.90	Lord, Mrs. L. E.	1,414.71
Koster, H. R.	1,612.25	Lott, M.	998.55
Kovacs, L.	1,127.34	Loughlin, A.	2,256.12
Kovaluk, M.	1,339.65	Loula, M.	793.35
Kowal, P.	1,579.71	Low, A. & J.	2,956.05



## STATEMENT No. 287—Continued

NAME	AMOUNT	NAME	AMOUNT
Lowe, M.	\$ 1,478.64	McLeod, J. E.	\$ 3,801.45
Loyer, A.	2,834.40	McLeod, J. S.	1,653.30
Lubin, S.	1,341.36	McLeod, M. Z.	1,688.28
Luckwell, P. E.	1,932.45	McManamen, M.	1,579.83
Luders, K. E.	709.66	McMillan, A. L.	346.84
Lundquist, W. E.	888.39	McMillan, D. R.	3,274.85
Lutz, F.	1,222.62	McMillan, M. D.	3,879.19
Lynch-Staunton, A.	4,059.66	McQueen, D. D.	4,366.38
Lyon, E. T. A.	2,195.85	McWhinnie, F. J.	4,796.13
Lytkowski, E.	507.09	Meadows, D. M.	865.43
Macbeth, W. B.	6,275.85	Menzies, D. B.	16,006.44
MacDonald, D. A.	1,653.78	Metcalf, E. W.	933.03
MacDonald, J. C.	2,247.90	Metcalf, W. J.	355.00
MacDonald, J. W. & M. R.	8,098.62	Milanowsky, M.	1,251.42
MacDonald, M. A.	2,729.55	Miller, A.	777.20
MacDonald, Mrs. D. E.	3,855.33	Miller, E. W.	1,216.80
MacDonald, R. M.	2,266.65	Miller, F. N.	4,650.72
MacKay, D.	1,618.32	Miller, J.	1,440.36
MacLure, S. M.	586.38	Miller, W. J.	1,113.42
MacPherson, F.	811.29	Miller, W. R.	3,306.36
MacQuarrie, M.	318.74	Mis, I. J.	3,110.13
Magner, K. J.	4,375.40	Mitchell, A.	1,175.40
Maguire, A. S.	2,468.10	Monkman, J.	2,126.01
Mahura, S.	2,859.69	Monsson, J. O.	2,915.25
Maier, F.	2,007.24	Mooney, A.	3,391.83
Majeski, J.	581.54	Moore, H. M.	2,518.21
Makarenko, M.	1,308.18	Moore, L.	1,374.39
Malecki, L. J.	544.59	Morozowski, N.	3,472.56
Maloy, E. P.	2,863.20	Morris, M. L.	1,739.25
Mann, A. C.	1,371.51	Morrison, F.	1,568.19
Mann, D. E.	3,323.91	Morrow, W. J.	2,569.05
Manson, J. & T.	5,866.68	Muir, D.	3,094.89
Marchiel, W.	1,217.35	Muir, J. M.	2,222.10
Marriott, W. G.	4,742.61	Mulholland, W. J.	1,018.38
Marsh, I. M.	2,427.88	Mullen, M. T.	2,120.19
Marshall, L. A.	736.80	Mullett, C. V.	1,153.62
Martin, E. J.	2,210.13	Munsch, S.	2,342.43
Martin, R. & N.	762.67	Murray, A.	284.70
Martinuk, M.	2,509.11	Murray, K.	12,041.79
Martyniuk, P.	2,010.87	Mursky, P.	1,862.61
Massecar, Mrs. M. R.	853.29	Mykytuik, A.	1,689.48
Mathon, M. F.	125.00	Nakonechny, P.	1,146.96
Matiwijow, A.	703.29	Neal, C. J. P.	1,798.44
Matson, C. M.	1,097.79	Neilsen, J.	1,865.37
Mattingsley, M. L.	766.23	Nelson, B. W.	196.10
Mayberry, G. R. & A. I.	2,992.59	Nemirsky, M. L.	3,994.53
Mayer, W.	2,290.42	Nette, E. M.	653.58
McAfee, D.	3,175.02	Newby, H. W.	509.49
McAllister, I. B.	1,267.70	Niblett, W.	1,045.00
McAllister, J. B.	1,426.32	Nicholson, C. W.	831.12
McCallum, R. K.	2,809.77	Nielsen, E. W.	3,348.36
McChesney, G.	4,038.48	Niemann, J. H.	1,953.27
McCombs, T.	2,339.24	Nisbet, A.	7,258.29
McCombs, W. A.	6,038.58	Nishimura, M.	2,050.50
McCormack, G.	1,767.81	North, E.	898.51
McCormack, J.	498.56	Nouta, H.	3,302.96
McCurdy, D.	1,464.57	O'Neill, L.	2,544.84
McDermott, F.	2,517.97	O'Neill, R.	1,999.74
McDonald, G. L.	7,160.46	O'Connell, M. T.	489.24
McDonald, R. M. & E.	3,235.50	Oklek, F.	1,874.94
McDougall, S.	1,308.18	Oljnyk, M.	640.92
McGuire, M.	1,067.91	Oliver, W.	1,356.60
McKay, A. D.	4,339.02	Olsen, E. T.	1,016.34
McKenzie, W.	5,069.10	Olsen, V. E.	2,809.08
McKeown, J.	1,688.51	Olshaskie, J.	2,153.28
McLean, B.	2,455.02	Olson, E. C.	637.32
McLean, D.	7,855.29	Olson, H. A.	1,008.24
McLeay, C. M.	5,157.45	Orgill, C.	1,796.61
McLellan, A. L.	2,915.43	Orloff, J. S.	2,274.06
McLeod, C. M.	821.27	Ostermann, O.	4,621.20

## STATEMENT No. 287—Continued

NAME	AMOUNT	NAME	AMOUNT
Padavell, W. & G.	\$ 3,884.01	Riley, C.	\$ 4,265.79
Pallin, C. W.	775.56	Rizin, D.	1,736.58
Palmer, J. A.	1,899.51	Roberge, M. A.	635.50
Panasniuk, A.	1,735.74	Roberts, M.	350.25
Papirnik, J.	2,445.69	Roberts, T. H. H.	4,241.58
Paradis, L.	1,596.30	Robertson, A. G. W. & D.	8,824.56
Part, K. P.	4,727.13	Robertson, D.	1,843.23
Pasiciel, G.	1,005.69	Robertson, F. R.	1,755.09
Passek, W.	2,663.82	Robertson, W. A.	1,198.95
Patrick, J.	856.68	Robison, N. C.	258.81
Patterson, J. A.	1,262.43	Robson, J. R.	1,717.35
Patterson, M.	1,633.20	Roebuck, W. L.	1,264.14
Paul, A.	1,978.56	Rogers, J. & E.	3,720.00
Pawlina, K.	1,177.89	Romanchuk, S.	1,806.06
Pawlina, M.	249.90	Romanick, M.	2,161.47
Payment, J. L.	4,325.61	Rose, W.	1,680.06
Peacock, C. H. & M.	4,676.88	Ross, C. E.	6,216.75
Pearson, J. A.	969.72	Ross, J. C.	4,333.35
Peden, H. T.	5,007.12	Ross, M.	2,389.29
Pedersen, J. & D. P.	1,273.20	Ross, M. K.	1,708.62
Pederson, A. B.	1,001.28	Ross, P.	2,445.45
Pederson, E.	1,104.81	Roy, L.	604.53
Pelletier, J. A.	3,898.17	Royer, M. A.	283.86
Pelsma, W.	921.91	Ruby, E. M.	724.35
Peltonen, L. I.	875.79	Ruggles, B. E.	2,403.45
Pendelton, L.	1,492.95	Rundle, R. W.	8,557.02
Perich, S.	1,558.41	Ruppel, G.	1,032.57
Petersen, J. C.	885.00	Rusznak, P.	1,018.65
Peterson, H.	1,404.54	Rutz, P. W.	2,142.66
Peterson, I.	597.10	Ryan, A.	1,040.61
Peterson, W. E.	684.03	Ryll, H.	987.66
Peverell, H.	4,761.87	Saito, M.	1,631.16
Picard, E. A. W.	1,323.93	Sali, E. M.	658.84
Picard, L. M.	1,866.60	Sanderson, A.	760.32
Picketts, S. or W. H.	1,069.23	Sandstrom, L. H.	1,623.33
Plain, M. E.	2,410.47	Sapkauskas, T.	238.08
Plowman, W. A. F.	15,173.75	Saunders, R. N. F.	4,825.29
Plummer, M.	2,146.66	Sauve, M.	552.24
Podwirny, E., Estate	3,819.40	Savage, W. R.	6,318.45
Podwysocki, P.	2,209.89	Scammell, H. C.	5,935.68
Poland, A. W.	6,408.51	Schawalter, J.	4,600.50
Poland, E. M.	1,419.81	Scheerschmidt, F. A.	790.71
Polinska, M.	721.23	Schenn, M.	2,348.61
Pozniak, M.	2,179.62	Schmidt, O.	2,231.79
Price, E. E.	1,395.06	Schneider, L.	2,409.39
Price, F.	1,700.16	Schnell, L.	2,531.40
Primachuk, A.	1,171.77	Schoeler, W.	2,252.34
Prior, F. J.	664.77	Schon, C. T. & B. M.	3,678.48
Prokopchuk, W.	1,254.93	Schreifels, M. A.	873.87
Pryce, S. V. & M.	3,072.99	Schultz, E.	909.55
Pupak, M.	860.91	Scott, B. V.	4,586.94
Purcell, E. I.	1,287.72	Scott, Mrs. M. E.	1,347.30
Radke, A. H.	4,345.56	Scott, R. B.	4,096.71
Rafuse, C. P.	3,681.12	Scott, T. H.	2,850.24
Raison, I.	1,664.79	Sehanchuk, P.	2,017.17
Rasmussen, L. J.	2,228.34	Seifried, A. H.	1,019.85
Rau, J.	784.05	Sekerak, W.	2,129.16
Rauls, G.	710.22	Serna, T.	1,248.75
Read, C.	99.82	Severns, M. F.	2,605.68
Rear, J. M.	563.13	Shantz, A.	2,365.92
Regan, M.	2,226.00	Sharp, A. F.	811.88
Read, R. A. & F. M.	9,550.86	Shatiuk, P.	1,498.35
Reilly, J.	4,759.08	Shavchook, P. M.	908.28
Reinhardt, J.	2,859.33	Shaw, A.	693.24
Reinhart, E.	2,072.07	Shaw, R. M.	1,088.64
Resko, V.	1,512.45	Sherlaw, E. D.	420.80
Reynolds, B.	1,089.27	Sherrington, P.	485.12
Richvoltski, V.	1,584.54	Sherwood, E.	2,314.23
Riddell, R. & I.	1,566.27	Sherwood, H.	1,197.18
Riddoch, M.	3,774.45	Sherwood, V.	2,325.92

## STATEMENT No. 287—Continued

NAME	AMOUNT	NAME	AMOUNT
Shield, T. W.	\$ 843.24	Stuchlik, J.	\$ 1,693.62
Shillabeer, E. A.	5,341.56	Sturm, A. E.	836.70
Short, W. H.	3,130.83	Stutchbury, A. I.	408.92
Shykowski, J.	1,960.29	Sucansky, M.	2,274.90
Sieben, J.	481.55	Summers, J. C.	4,019.04
Sikora, P.	1,151.91	Summers, J. T.	3,296.19
Sikora, R.	2,624.01	Summers, N.	1,137.83
Simko, J.	249.63	Swaffield, N. M.	2,629.92
Sinclair, A.	1,520.28	Swaile, C. W.	2,493.51
Singleton, R. R.	850.25	Swan, C. L.	3,281.79
Sissons, D. J. D. & E.	3,696.27	Swartzenberger, P.	831.24
Sissons, M. M.	3,880.74	Taillefer, P. H.	2,726.64
Sister Clare Garceau	1,870.11	Talbot, L.	1,447.32
Sister Genevieve Carroll	898.92	Tarasiuk, S.	1,038.00
Sister John Marie	1,762.93	Tatarchuk, J.	1,523.35
Sister Julia Richard	1,940.47	Taylor, C. E.	2,698.32
Sister M. Marguerita	6,996.20	Tchir, E.	2,376.93
Sister Margaret Mary	249.00	Terry, R.	4,513.59
Sister Marie Nadeau	834.63	Tetzlaff, A.	3,276.69
Sister Marie Roy	1,648.71	Tews, J.	1,673.64
Sister Mary B. McMahon	1,845.30	Theobald, M. I.	926.64
Sister Mary Edith	1,433.73	Theroux, E.	1,382.64
Sister Mary Lourdes	4,843.44	Thomas, D. E.	514.02
Sister Mary Pauletta	1,059.30	Thomas, F. C. & W.	714.33
Sister Rose Francis	1,611.30	Thompson, G. A.	746.52
Skene, W. A.	3,848.55	Thompson, W. E.	1,238.34
Skoye, C. A.	981.48	Thomson, G.	2,737.04
Skujins, Mrs. K.	1,175.40	Thomson, J. F.	1,825.92
Skulsky, P.	2,562.03	Thomson, W. H. D. & D.	4,788.99
Sky, T.	1,110.63	Thornewell, E. A.	1,193.19
Slamko, V. M.	1,550.11	Tonhauser, S.	1,624.38
Slifka, G. J.	1,306.50	Towle, C. H.	1,568.58
Slobidnyk, J.	2,778.21	Townsend, C. L.	1,830.75
Smallwood, J. E.	1,143.57	Towpik, K.	1,883.16
Smith, A. G.	730.05	Tracy, E. V.	2,418.57
Smith, A. W.	2,326.71	Tronsgard, C. E.	995.26
Smith, G. & B. F.	2,186.91	Truth, A.	2,419.80
Smith, G. H.	974.70	Truth, R.	1,432.50
Smith, J.	3,076.41	Tuchsén, J. P.	3,375.48
Smith, J. G.	1,217.88	Tufford, J. D.	2,080.50
Smith, M.	2,669.64	Tufts, F.	1,619.34
Smith, M. A.	1,491.93	Turner, V.	2,164.73
Smith, S. H.	2,161.74	Tweddle, J. & M.	12,037.05
Smith, V. D.	1,029.42	Uhlick, S.	3,820.18
Soda, F.	445.10	Ukrainetz, N. M.	968.31
Somerville, A.	2,792.25	Umbach, F. T.	2,534.23
Sonstenes, E.	561.90	Underwood, W.	3,983.66
Sorensen, E.	949.41	Unwin, M. M.	2,483.58
Sorochan, H.	2,120.55	Vacenovsky, F.	1,349.34
Souter, E. T.	3,059.55	Valtins, L. D.	1,241.73
Sparks, R. A.	750.00	Van Velzen, E.	1,671.81
Sparrow, J. H.	2,304.64	Vanags, H.	2,337.40
Spitzner, M.	1,230.84	Vannuinen, M.	1,410.60
Spooner, J.	5,692.26	Vaselenak, M. & M.	1,516.77
Sprague, B. G.	1,653.30	Vasil, G.	1,149.80
Sproul, P. R.	6,945.12	Veis, G.	2,026.74
Stacey, O. K.	3,074.19	Viszokai, A.	479.49
Stark, C.	1,237.26	Vollrath, R.	3,560.94
Steele, H.	2,392.20	Vos, A. R.	1,114.62
Stein, E.	1,505.37	Waight, G.	1,722.21
Stewart, J. E. & R. M.	3,613.83	Walker, R. H.	3,120.44
Stewart, M. A.	4,529.86	Wallace, J. F.	5,405.61
Stillings, R.	5,026.35	Wallace, L. G.	4,130.82
Stock, W. B.	1,378.89	Wallace, M.	598.83
Storbakken, N. R.	2,763.49	Wallin, F. B. H.	1,593.15
Storie, J. N.	2,259.87	Wang, Mrs. A.	1,018.02
Storozynski, P.	3,123.33	Want, A. H.	6,853.62
Strating, J.	1,072.14	Warchomy, J.	1,987.05
Stretch, C. H.	5,601.56	Ward, C. R.	5,961.84
Stuart, A.	1,266.03	Ward, D. M.	2,521.35



## STATEMENT No. 287—Continued

NAME	AMOUNT	NAME	AMOUNT
Ward, S. C. & M. F.	\$ 2,421.28	Wilson, G. A.	\$ 3,666.91
Watral, P.	837.30	Wilson, G. A.	3,666.91
Watson, A.	1,633.44	Wilson, Mrs. G. A.	4,195.95
Weber, M.	728.61	Wince, A.	1,702.32
Wellema, H.	1,136.79	Winfield, H.	782.78
Wells, F. C.	3,997.20	Witwicki, D. M.	2,144.40
Westra, P. & M.	820.47	Wood, M. E. & M. E.	591.21
Wetselaar, L. E.	763.35	Woolley, E.	2,014.50
White, C. H. A.	1,575.39	Woollven, R. W.	1,492.56
White, D. E.	3,098.88	Worbets, J. T.	4,421.22
White, G.	1,485.03	Wormsbecker, T. & P.	2,008.59
White, H. P.	7,383.09	Wyatt, F. H.	2,459.73
White, I. J.	1,649.07	Wynnyk, M.	1,596.42
White, J. N.	2,133.15	Yacula, A.	1,612.86
White, L.	2,021.55	Yakiwczuk, W.	1,655.61
Whitfield, C.	1,354.08	Yaniuk, L.	1,386.75
Whitney, R. L. D., Estate	3,317.87	Yanosik, P.	1,247.43
Wicks, G. W.	1,109.80	Yasinsky, M.	2,172.55
Wielki, M.	632.17	Young, G. V.	8,280.54
Wilbraham, C.	4,374.15	Young, L. M.	1,400.43
Wilk, J.	1,398.96	Youngberg, N. M.	966.09
Wilkes, V. E.	1,293.42	Zajac, W. B. & A.	2,889.96
Wilkie, W.	1,758.60	Zeldenrust, J.	1,129.89
Wilkins, A. L.	837.18	Ziegenhagel, A.	1,284.81
Wilks, E.	1,017.06	Zipse, R. B.	3,302.37
Willcocks, J. W.	1,976.88	Zurawell, T.	1,922.16
Williams, D.	2,777.37		
Williams, K. E.	260.82		
Williams, W. G.	444.78		
Williamson, A. & C.	5,674.95		
Willoughby, R. H.	4,656.90		
Willson, G.	946.93		
Willson, H. C.	1,343.60		
Wilson, D. M.	848.44		
Wilson, E. V.	471.12		
Wilson, F. A.	2,069.46		

TOTAL: Benefits under the Act \$2,397,782.28

## SUMMARY

Benefits under the Act	\$2,397,782.28
Withdrawals	905,907.13
	<u>\$3,303,689.41</u>

GOVERNMENT OF THE PROVINCE OF ALBERTA  
 PAYMENTS UNDER THE M.L.A. PENSION ACT  
 FOR THE YEAR ENDED MARCH 31, 1972

BENEFITS UNDER THE ACT

NAME	AMOUNT	NAME	AMOUNT
Aalborg, A. O. ....	\$ 9,953.31	Manning, E. C. & M. A. ....	\$ 10,981.77
Aloisio, A. P. ....	3,002.48	Maynard, L. ....	2,550.63
Baker, F. M. ....	3,153.00	McLaughlin, I. ....	3,038.15
Clark, R. C. ....	1,199.91	Melnyk, N. A. ....	2,272.97
Colborne, F. C. ....	8,594.90	Norris, G. C. ....	3,170.36
Cross, Dr. W. W. & E. M. ....	3,588.03	Patrick, A. R. & F. L. ....	8,147.36
Ells, R. B. ....	2,095.40	Reierson, R. & J. E. ....	7,810.09
Everitt, H. K. ....	2,303.28	Ross, J. D. ....	7,739.06
Fimrite, A. O. ....	4,744.54	Ruste, H. A. ....	1,802.79
Gainer, F. L. ....	1,411.44	Sayers, C. I. ....	4,254.64
Gerhart, E. H. ....	4,444.39	Strohshein, A. W. ....	1,678.04
Gordey, A. W. ....	2,373.67	Strom, H. E. ....	3,929.37
Halmrast, L. C. ....	5,969.34	Taylor, G. E. ....	6,208.68
Heard, L. W. ....	3,221.71	Tomyn, W. ....	3,819.01
Henderson, J. D. ....	793.23	Ure, W. K. ....	2,115.40
Hillman, J. & V. ....	2,593.70	Willmore, Mrs. D. C. ....	4,005.18
Hinman, E. ....	2,106.39	Wilson, E. ....	3,143.62
Hooke, A. J. & H. A. ....	13,340.05	Wingblade, Rev. J. A. ....	2,261.46
Horan, M. ....	6,027.70	Wood, C. L. R. ....	2,691.30
Johnston, G. F. & M. H. ....	1,377.42		
Jorgenson, R. D. ....	5,189.31		
Kovach, M. ....	1,655.61		
Lamothe, R. B. ....	2,380.04		
Landeryou, J. C. ....	3,211.99		
Leavitt, L. ....	2,079.39		
Lee, E. L. ....	1,669.89		
Lee, R. ....	1,261.11		
Leinweber, H. C. ....	2,015.44		
Maccagno, M. ....	2,537.85		
		TOTAL: Benefits under the Act .....	\$ 185,914.40
		SUMMARY	
		Benefits under the Act .....	\$ 185,914.40
		Withdrawals .....	14,186.15
			\$ 200,100.55

## GOVERNMENT OF THE PROVINCE OF ALBERTA

STATEMENT No. 289

## PAYMENTS TO MUNICIPALITIES, INDIVIDUALS, FIRMS AND CORPORATIONS

for supplies or services rendered, allowances or grants, where aggregate of payments exceeded \$10,000.00 including payments out of Queen's Printer Advance, Highways and Public Works Stock Advance and other statutory funds—arranged in alphabetical order to show total amount received by each payee.

FOR THE YEAR ENDED MARCH 31, 1972

NAME	AMOUNT	NAME	AMOUNT	NAME	AMOUNT
A.B.C. Press .....	\$ 18,491.93	Alberta Health Care		Anderson, O. A. ....	\$ 17,484.43
A.I.M. Steel Ltd. ....	441,913.67	Insurance Commission	\$ 7,582,446.59	Angus, G. Canada Ltd. ..	35,186.50
A.T. Construction Transit		Alberta Hog Producers		Angus, R. Alberta Ltd. ....	238,114.81
Mix Ltd. ....	50,798.66	Marketing Board .....	45,000.00	Anthes Equipment Ltd. ....	20,632.31
A.T. Office Machines		Alberta Hospital Services	216,534,287.65	Apeco of Canada Ltd. ....	36,150.78
Ltd. ....	21,424.54	Commission .....		Aquamarine Corp. ....	55,846.10
Abbott, B. ....	14,025.50	Alberta Housing &		Arbor Machine Ltd. ....	10,578.00
Abbs Control Surveys		Urban Renewal Corp. ....	11,750,809.02	Arbutus, Buscombe,	
Ltd. ....	17,425.12	Research Council .....	85,906.44	Cassidy Co. ....	31,709.64
Aberdeen Pharmacy	11,355.11	Alberta Limestone Co. ....	17,784.25	Armo Canada Ltd. ....	577,492.71
Accord Communication		Alberta Liquor Control		Armstrong Drugs Ltd. ....	13,044.28
Services Ltd. ....	10,800.00	Board .....	19,451.65	Armstrong, W. ....	16,596.28
Acklands Ltd. ....	197,968.70	Alberta Musical Festival		Army & Navy Dept.	
Acme Chrome Furniture		Assn. ....	12,000.00	Store Ltd. ....	229,867.78
Ltd. ....	40,003.85	Alberta National Drug		Aronovitch & Leispic	
Acme Seelye Business		Co. Ltd. ....	96,412.81	Alta Ltd. ....	17,416.10
Systems Ltd. ....	10,040.31	Alberta Native		Art Laboratory Furniture	
Acres Western Ltd. ....	133,963.35	Communications Society	110,012.00	Ltd. ....	19,346.00
Adam, E. W. & G. S. ....	21,119.10	Alberta New Start Inc. ....	10,158.18	Artesia Drilling Ltd. ....	39,230.00
Adams Laboratories Ltd.	11,068.85	Alberta Nurseries &		Arthur, F. T. ....	10,055.00
Adams, L. I. Contractors		Seeds Ltd. ....	23,102.00	Ash Temple Ltd. ....	29,179.74
Ltd. ....	24,811.82	Alberta Optometric Assn.	197,235.69	Associated Engineering	
Adams, L. J. ....	29,433.60	Alberta Pharmaceutical		Services Ltd. ....	145,932.76
Adby Demolition Co.		Assn. ....	25,530.41	Associated Helicopters	
Ltd. ....	34,751.00	Alberta Potato		Ltd. ....	1,247,813.63
Addison Wesley Canada		Commission .....	13,000.00	Associated Refrigeration	
Ltd. ....	205,945.70	Alberta Power Ltd.	140,829.87	Industries Ltd. ....	25,948.32
Addressograph Multigraph		Alberta Rehabilitation		Astro Tires Distributors	
of Canada Ltd. ....	81,600.29	Council for the		Alberta Ltd. ....	47,769.21
Advance Cartage Ltd. ....	29,267.50	Disabled .....	34,402.00	Astro Travel Service	18,118.60
Advanced Industries	60,229.00	Alberta Safety Council	68,201.00	Atamanuk, J. ....	14,661.03
Aetna Roofing 1965 Ltd.	15,402.68	Alberta Sheep & Wool		Atco Leasing	64,475.13
Afaganis, A. & Varvis,		Commission .....	58,000.00	Atco Western Ltd. ....	16,302.80
C. J. ....	32,730.00	Alberta Spuds &		Athabasca Health Unit	81,260.03
Agro Copter Enterprises		Produce Ltd. ....	11,188.06	Athabasca Oilfield	
Ltd. ....	22,289.98	Alberta Steel Products		Construction Ltd. ....	16,632.15
Agwood Equipment Ltd.	21,915.80	Ltd. ....	12,662.32	Athabasca Pharmacy Ltd.	17,012.89
Aiello, L. F. & A. L.		Alberta Trading Co. Ltd.	16,758.66	Athabasca Recreation	
Executors .....	33,482.59	Alberta Universities		Board .....	10,487.00
Air Canada .....	279,519.90	Commission .....	134,440,693.15	Athabasca Airways Ltd.	56,634.29
Air Spray 1967 Ltd.	193,976.64	Alberta Urban		Atlas Alloys	18,133.48
Alan Engineering Corp.		Municipalities Assn. ....	15,000.00	Atlas Book Bindery	
Ltd. ....	12,031.36	Alberta Wheat Pool	57,653.95	1961 Ltd. ....	64,755.02
Alaskan Holdings Ltd. ....	29,000.00	Alberta Youth for Christ		Atlas Construction Co.	
Albert, R. H. & Co. Ltd.	31,376.00	Frontier Lodge .....	32,360.00	Ltd. ....	20,781.00
Alberta Alumin Co.	39,907.73	Albertan .....	19,620.44	Atlas Copco Canada Ltd.	19,848.02
Alberta Ambulance Co.		Alberts Central Shopping	25,260.46	Aubin, Mrs. O. ....	15,875.00
Ltd. ....	11,458.60	Albertson, P. M. &		Automated Business Forms	
Alberta Apartment		Guaranty Trust Co. of		Western Ltd. ....	156,335.84
Management .....	24,132.85	Canada .....	26,117.30	Avenue Corner Drug	12,169.67
Alberta Assn. for		Albrecht, K. ....	10,480.00	Avenue Meat Wholesale	11,531.00
Retarded Children	20,250.00	Alcohol Education		Avis Transport of Canada	
Alberta Aviation Council	12,086.00	Association of Alberta	46,173.00	Ltd. ....	38,242.41
Alberta Balle Co.	16,000.00	Alexander & Alexander		Awid, M. ....	14,497.34
Alberta Bedding Co.	11,691.50	Services Ltd. ....	13,210.00	Ayerst Laboratories	24,588.21
Alberta Caretakers		Alfred Lambert Inc. ....	10,673.25	B. & K. Shell Service &	
Supplies Ltd. ....	150,056.78	Aldritt Apartments Ltd.	48,905.06	Groceries .....	11,508.40
Alberta College .....	208,032.58	Allen, A. J. & C. L. ....	16,884.00	B. D. H. Pharmaceuticals	11,459.15
Alberta Colleges		Allied Brake & Clutch		B. M. W. General	
Commission .....	20,468,253.75	Ltd. ....	22,253.13	Contractors Limited	36,157.02
Alberta Commercial		Allied Development		B. M. Construction Ltd.	25,233.46
Corporation .....	4,924,524.38	Corp. Ltd. ....	50,980.88	B/W Type Service Ltd.	14,973.84
Alberta Concrete Products		Allied Tools Ltd. ....	20,380.74	Babb, N. E. & E. ....	13,890.16
Co. Ltd. ....	30,749.69	Almac Metal Industries		Babiuk, G. E. ....	11,740.00
Alberta Culvert Co. Ltd.	547,292.94	Ltd. ....	11,667.00	Badiuk, D. & Mrs.	12,875.00
Alberta Dental Assn.	1,335,846.05	Alpha Milk Co. ....	114,744.38	Baileys Foods Ltd. ....	13,393.52
Aylberta Drywall Supply		Alpine Forest Products		Bain Bros. Construction	
Ltd. ....	14,543.67	1970 Ltd. ....	82,989.14	Ltd. ....	415,641.53
Alberta East Central		Alpine Helicopters Ltd.	11,427.03	Baker Lovick BBDO Ltd.	38,703.75
Health Unit .....	96,562.91	Alta West		Balfour Guthrie Canada	
Alberta Egg & Fowl		Construction Ltd. ....	3,386,912.31	Ltd. ....	62,407.37
Marketing Board .....	13,000.00	Altex Construction Ltd.	215,433.73	Balkan, J. ....	11,257.50
Alberta Electrical Supplies	37,961.92	Altmir, H. & S. ....	41,926.00	Bamber, A. V. ....	10,803.00
Alberta Fresh Vegetable		Altmir, L. A. ....	27,616.00	Bamber, E. G. ....	25,500.00
Commission .....	22,000.00	American Can of Canada		Bamber, G. S. ....	18,625.00
Alberta General Insurance		Ltd. ....	10,266.00	Bancroft, B. M. ....	14,680.00
Co. ....	308,700.87	American Hospital Supply	25,104.05	Banff Lake Louise	
Alberta Glass Products		American Sterilizer Co.		Chamber of Commerce	10,900.00
Ltd. ....	20,041.36	of Canada Ltd. ....	11,906.65	Banff School District	
Alberta Government		Ampex of Canada Ltd.	46,026.99	No. 102 .....	39,587.04
Telephones .....	2,294,310.96	Anderson Drug .....	12,292.50	Banff School of Fine	
Alberta Hail & Crop		Anderson, Dr. L. R. ....	14,565.63	Arts .....	18,863.40
Insurance Corp. ....	256,000.00				

## STATEMENT No. 289—Continued

NAME	AMOUNT	NAME	AMOUNT	NAME	AMOUNT
Baniff Springs Hotel .....	\$ 16,594.89	Boehler, L. C. ....	\$ 11,725.30	Brown, M. E. & J. A.	
Banister Pipelines Ltd. ....	15,181.64	Bogardus Wilson Ltd. ....	11,748.75	Executors .....	26,476.18
Bank of Montreal .....	230,828.72	Boisverts Store Ltd. ....	51,246.12	Brown, R. Executor .....	108,892.62
Bank of Nova Scotia .....	69,694.82	Bolstad Engineering		Brownlee Drug Co. Ltd. ....	10,805.16
Bapco Paint Supply Ltd. ....	230,926.38	Associates Ltd. ....	27,365.59	Brownlee, Fryett, Walter,	
Barber Ellis of Canada		Bolter, Parish, Trimble		Saville, Wittman &	
Ltd. ....	211,025.25	Ltd. ....	16,886.23	Sully .....	15,005.91
Barclay, H. J. & Mrs. ....	11,313.75	Bonar & Bemis Ltd. ....	22,642.29	Brownlee, H. G. & Mrs.	13,989.81
Barcker Industrial		Bond & Mogridge		Bruce Robinson .....	12,210.58
Equipment Ltd. ....	21,500.00	Architects .....	16,526.62	Brulotte, T. E. & M. M.	10,070.00
Barker, A. N. & Bain,		Bonnyville Drug Store		Bruneau, M. ....	10,209.76
C. A. Executrices .....	10,277.30	Ltd. ....	29,218.78	Brush, M. J. ....	24,040.00
Barnes Security		Bonnyville School District		Brytex Metal &	
Services Ltd. ....	16,351.69	No. 2665 .....	15,883.60	Covering Ltd. ....	179,314.50
Barons Eureka Health		Bonnyville School Division		Buckley Drug .....	12,036.41
Unit .....	74,528.94	No. 46 .....	49,452.07	Bucks Construction Co.	
Barr, J. J. ....	10,269.64	Boode, Mrs. M. ....	13,196.65	Ltd. ....	34,985.82
Bartole, J. Construction		Book Order Service		Bullen, M. E. Executrix .....	19,732.07
Ltd. ....	235,366.75	of Canada .....	33,509.86	Bulletin Printers Ltd. ....	347,139.01
Bartons Drug Ltd. ....	17,498.43	Boomer Bros Construction	132,664.64	Burnaby Division of	
Basnett, B. W. ....		Border Paving Ltd. ....	79,906.71	Hunter Douglas	
Construction Ltd. ....	21,091.73	Borger Construction Ltd. ....	189,962.28	Canada Ltd. ....	16,817.27
Bate, J. P. & Millard, M.	52,636.03	Borstad Cartage Ltd. ....	30,495.86	Burnco Industries Ltd. ....	11,097.13
Battle River Co-op. Assn.	18,718.66	Bostich Division of		Burnet, F. L. Executor .....	27,343.09
Bay Drug .....	22,409.40	Textron Canada Ltd. ....	27,699.26	Burns & MacEachern Ltd.	13,953.16
Baydala Drug .....	49,592.86	Bothwell Brothers Ltd. ....	337,630.84	Burns Foods Ltd. ....	336,020.10
Bayker Construction Ltd.	17,500.00	Boucher, H. C. & Crown		Burritt Travel Service	
Bayview Air Service Ltd.	61,054.17	Trust Co. Executors .....	24,539.12	Ltd. ....	23,363.98
Beatson Finlayson		Bouey, H. & R. ....	33,520.43	Burroughs Business	
Architects .....	59,815.24	Boutin Trucking Ltd. ....	12,672.07	Machines Ltd. ....	12,846.80
Beaubier, F. Executor .....	14,225.99	Bow Helicopters Ltd. ....	153,821.12	Burns, A. G. &	
Beaudoin, R. ....	10,498.70	Bow Ridge Contracting		Associates .....	54,743.15
Beaudry, Mrs. P. ....	10,865.45	Ltd. ....	15,385.85	Burton, A. G., Bowles,	
Beaver Lumber Co. ....	55,876.14	Bow River Irrigation		J. T. & Canada	
Beaver Regional		District .....	32,644.60	Permanent Trust .....	82,516.81
Recreation Board .....	13,500.00	Bow Valley Machinery		Butler, Krebs Associates	
Beaverlodge Drug Ltd. ....	11,128.11	Calgary Ltd. ....	46,860.96	Ltd. ....	21,469.02
Beckman Instruments Inc.	29,347.80	Bowes Co. Ltd. ....	20,719.99	Byers Drugs .....	11,568.98
Beddoes, D. J. Construction		Bowness Drugs 1967 Ltd.	17,233.26	Byers Transport Ltd. ....	11,076.73
Co. Ltd. ....	75,349.78	Boyd's I.G.A. ....	13,770.49	Byrne, F. T. ....	14,700.00
Behrends Bronze Industries		Boys Club of Calgary .....	47,674.63	C. A. Sales Quebec Corp.	20,993.65
Ltd. ....	11,379.77	Boys Club of Edmonton	30,844.00	C.I.P. Mid West Ltd. ....	200,824.39
Bell & Fountain		Bradburn Printers Ltd. ....	61,778.67	C.P.C. Rentals Ltd. ....	129,403.51
Contractors Ltd. ....	143,642.47	Braithwaite, R. W.		C.P. Transport .....	28,373.37
Bells Sylvan Acres Ltd. ....	57,760.10	Contractors Ltd. ....	61,453.40	Cairns, C. A. ....	11,515.00
Belmont Drug Store .....	14,121.50	Brake Drome .....	30,184.22	Calder Food Ltd. ....	10,054.31
Belvedere Drug .....	18,424.22	Brand, H. Construction		Caldraft Ltd. ....	10,080.25
Benet & Emmott Ltd. ....	48,173.19	Ltd. ....	15,933.20	Calgary & Region	
Bennys Construction	16,601.83	Brandram, Henderson Co.	14,911.72	Educational Television	
Berger, D. B. ....	23,518.27	Brazeau River Constructors		Assn. ....	125,182.28
Bernard & Hoggan		Ltd. ....	92,726.00	Calgary & Region Mental	
Engineering & Testing		Brazel, P. ....	10,800.33	Health Planning	
Ltd. ....	13,193.32	Bredo Transit Mix Ltd. ....	11,567.10	Council .....	10,140.20
Berry Creek School		Bredo Transport Ltd. ....	10,145.71	Calgary Artificial Limb	
Division No. 1 .....	20,303.88	Brent Earth Movers Ltd.	27,450.15	Factory .....	13,697.50
Berscht, J. V. & Sons		Brentwood Medical Centre	10,153.95	Calgary Christian School	33,657.00
Innisfail Ltd. ....	47,832.43	Brewerton Medical Centre		Calgary Co-op. Assn. Ltd.	169,215.80
Beton Structures Ltd. ....	111,894.04	Apothecary Ltd. ....	26,860.93	Calgary Exhibition &	
Better Business Bureau of		Brewster, E. & Son	17,396.40	Stampede .....	134,603.40
Calgary .....	10,524.00	Road Builders Ltd. ....	17,396.40	Calgary Family Service	20,574.02
Better Business Bureau of		Briden Construction Ltd.	154,831.00	Calgary Herald School .....	42,483.00
Edmonton .....	17,637.80	Bridge Brand Produce		Calgary Herald .....	44,145.70
Beverly Food Store .....	10,579.53	Co. Ltd. ....	144,296.38	Calgary Housing	
Beverly Pharmacy .....	12,862.75	Bridgeland Pharmacy .....	12,005.88	Authority .....	24,237.92
Big Country Health Unit		Brisco, E. & Woolliams,		Calgary Indian	
Biggin Hill School		E. M. Executors .....	165,201.80	Friendship Society .....	18,429.40
District No. 5029 .....	15,923.15	Brisebois Bros.		Calgary Inn .....	12,439.90
Bilan, M. ....	11,817.75	Construction Ltd. ....	90,152.41	Calgary Philharmonic	
Bill & Ed Land Clearing	25,534.60	British Columbia Forest		Orchestra .....	35,500.00
Billingsgate Fish Co. Ltd.	14,682.13	Products Ltd. ....	92,897.33	Calgary Power Ltd. ....	6,497,470.13
Bills News &		Broadcasting Station		Calgary Protection	
Confectionery .....	16,642.37	C.B.C. ....	47,248.05	Services Ltd. ....	11,545.10
Bird Construction Co.		Broadcasting Station		Calgary Public Library	25,001.00
Ltd. ....	541,533.33	C.F.R.N. ....	20,967.00	Calgary Public School	
Birnie, B. G. ....	19,747.80	Brock, S. Construction		Board .....	33,571.30
Bishop Machinery &		Ltd. ....	11,467.00	Calgary R.C.S.S.D. No. 1	409,123.70
Supply Ltd. ....	10,940.04	Brook, S. Ltd. ....	27,240.53	Calgary School District	
Bishop, H. P. & Canada		Brooker, E. W. &		No. 19 .....	1,804,907.20
Trust Executors .....	10,246.07	Associates Ltd. ....	12,113.37	Calgary School Division	
Bisser Lavery Wholesale		Brooks School District		No. 41 .....	51,832.90
Furniture Ltd. ....	55,368.28	No. 2092 .....	15,823.21	Calgary Tourist &	
Blackwell, B. H. Ltd. ....	18,993.32	Brooks Tom Boy Store	12,613.22	Convention Assn. ....	15,000.00
Blairmore I.G.A. ....	16,018.63	Brousseau Dept. Store Ltd.	13,639.34	Calling Lake Logging	
Blakely, A. Welding .....	21,270.00	Brost Concrete Products		& Slashing Co-op Ltd.	13,024.30
Blanchfield Pharmacy .....	17,716.02	Ltd. ....	27,147.75	Callow Beares Western	
Blocks Store .....	16,068.22	Brothers of our Lady		Ltd. ....	29,879.60
Blower, H. & Mrs. ....	11,445.00	of Lourdes .....	103,926.80	Calvert, J. N. &	
Blowey Henry Ltd. ....	15,773.20	Brown & Root Ltd. ....	249,056.38	Williamson, V. A.	
Blue Bird Bus Sales		Brown Boveri Canada Ltd.	17,771.00	Executors .....	17,135.90
1964 Ltd. ....	35,238.15	Brown, D. P. & Steffen,			
Blue Flame Propane Ltd.	57,493.75	L. M. Executors .....	11,435.06		



## CASH PAYMENTS

447

## STATEMENT No. 289—Continued

NAME	AMOUNT	NAME	AMOUNT	NAME	AMOUNT
Cam Gard Industrial Electronics Ltd. .... \$	35,981.72	Canadian Propane Gas & Oil Ltd. .... \$	36,491.98	Chevron Asphalt Ltd. .... \$	164,645.87
Cam Set Mechanical Contractors Ltd. ....	132,681.39	Canadian Salt Co. Ltd. ....	243,885.53	Chevron Standard Ltd. ....	10,036.53
Camerian Consulting Engineering & Research Group Ltd. ....	23,014.73	Canadian Standards Assn. ....	15,449.78	Chief Mountain Health Unit ....	25,443.47
Campbell, E. ....		Canadian Sugar Factories Ltd. ....	51,507.85	Chimo Youth Retreat Centre ....	19,174.00
Construction Ltd. ....	56,809.53	Canadian Union College Utilities Ltd. ....	94,112.02	Chinook Film Productions ....	21,228.52
Campbell, J. W. ....	52,500.00	Canadian Western National Gas Co. Ltd. ....	1,969,608.43	Chinook Flying Service Ltd. ....	77,171.37
Campion, M. J. ....	17,275.68	Canadian Westinghouse Co. Ltd. ....	76,750.99	Chinook Health Unit ....	62,880.75
Camrose I.G.A. No. 135 ....	16,959.36	Canadian Westinghouse Construction & Industrial Sales Ltd. ....	80,076.98	Chinook Shopping Centre ....	15,491.86
Camrose Lutheran College ....	347,033.78	Canawest Master Films Ltd. ....	57,984.00	Chornells Drug Store ....	15,519.49
Camrose R.C.S.S.D. No. 60 ....	10,430.92	Cancer Hospitals Board ....	15,020.75	Chrenek, M. & M. F. Executors ....	17,825.19
Camrose School District No. 1315 ....	71,648.73	Canfilm Screen Service Ltd. ....	30,030.18	Christianson Trucking & Excavating Ltd. ....	12,570.86
Camwell Construction Ltd. ....	120,313.90	Canon Ltd. ....	194,664.97	Christofferson, K. B. & Lewis, H. P. Executors ....	67,949.84
Camyre, E. J. & Fitch, D. F. Executors ....	106,636.51	Cantilever Construction Ltd. ....	339,400.21	Chrusicel, V. J. Estate of ....	12,514.57
Cana Construction Co. Ltd. ....	4,723,194.26	Cantor, M. M. ....	27,091.97	Chubb, Mosler & Taylor Safes Ltd. ....	45,051.85
Canada Cement Lafarge Ltd. ....	1,402,978.69	Canwest Aviation Ltd. ....	19,488.00	Church, S. A. Executor ....	22,423.76
Canada Packers Ltd. ....	290,908.51	Capital Management Ltd. ....	12,459.28	Ciba Co. Ltd. ....	14,354.52
Canada Permanent Trust Co. ....	79,739.03	Caquette Transport Ltd. ....	22,925.24	Cicon, L. D. & D. N. Executors ....	11,029.30
Canada Safeway Ltd. ....	3,064,494.93	Cardinal Industrial Electronics Ltd. ....	47,794.01	Cierny, J. ....	16,396.80
Canada Trust Co. ....	38,953.16	Cardston School Division No. 2 ....	21,563.34	Cigas Products Ltd. ....	11,659.10
Canada Trust Huron & Erie ....	33,120.29	Caribou Construction Ltd. ....	108,661.15	Cikaluk, G. ....	12,315.20
Canadian Arthritis & Rheumatism Society ....	15,000.00	Carlson, A. V. Construction Ltd. ....	15,651.81	Cinderella Maid Service ....	35,077.25
Canadian Bank Note Co. Ltd. ....	27,123.42	Carlyle, C. R. & Mikkelsen, I. ....	34,299.99	Citadel Theatre ....	18,650.00
Canadian Corps of Commissioners ....	499,548.32	Carnat, M. ....	11,700.00	Cities: Calgary ....	18,732,686.94
Canadian Council of Resource Ministers ....	46,922.50	Carnation Co. Ltd. ....	22,879.12	Camrose ....	196,917.75
Canadian Education Assoc. ....	19,752.31	Caroline & District Recreation Board ....	10,089.34	Drumheller ....	125,612.43
Canadian Electronics Ltd. ....	95,959.97	Carpentier, M. C. ....	11,727.92	Edmonton ....	20,044,151.34
Canadian Engineering Surveys Ltd. ....	23,346.85	Carrington Drugs ....	11,555.53	Grande Prairie ....	336,132.74
Canadian Figure Skating Assn. ....	19,852.10	Carry, C. W. 1967 Ltd. ....	184,890.19	Lethbridge ....	1,117,925.38
Canadian Freightways Ltd. ....	20,651.75	Carson, G. M. Construction Ltd. ....	43,901.02	Lloydminster ....	81,488.50
Canadian General Electric Co. Ltd. ....	334,787.31	Carswell Co. Ltd. ....	22,237.74	Medicine Hat ....	826,808.76
Canadian Imperial Bank of Commerce ....	20,259,907.78	Carward Concrete & Gravel Co. Ltd. ....	11,083.10	Red Deer ....	694,207.40
Canadian Industrial Gas & Oil Ltd. ....	19,983.46	Casavant, E. ....	10,741.56	Wetaskiwin ....	235,963.81
Canadian Industries Ltd. ....	23,776.33	Cascade Builders Ltd. ....	915,506.00	City Cab Co. Ltd. ....	27,106.60
Canadian Ingersoll Rand Co. Ltd. ....	30,288.75	Cash Foods Ltd. ....	16,171.27	City General Supplies Co. Ltd. ....	10,815.06
Canadian International Comstock Co. Ltd. ....	243,375.27	Castle Hotel ....	15,595.25	City Savings & Trust Co. ....	39,818.53
Canadian Kodak Sales Ltd. ....	50,782.39	Catholic Archdiocese of Edmonton ....	16,800.00	Clareholm & District Recreation Board ....	18,792.39
Canadian Laboratory Supplies Ltd. ....	93,692.72	Cedars Villa ....	39,335.31	Clareholm Dairy ....	25,410.95
Canadian Linen Supply Co. Ltd. ....	53,494.62	Celanese Resources Ltd. ....	15,227.56	Clareholm Medical Associates ....	13,200.00
Canadian Liquid Air Ltd. ....	84,731.16	Centennial Investments Ltd. ....	219,521.60	Clareview Landscaping Ltd. ....	12,019.41
Canadian Marconi Co. ....	46,504.18	Centennial Villa ....	33,082.50	Clark Swanby & Associates Ltd. ....	11,422.00
Canadian Mental Health Assn. ....	45,584.24	Central Alberta Dairy Pool ....	124,175.25	Clark, J. M. ....	40,600.46
Canadian Montana Gas Co. Ltd. ....	13,098.06	Central Alberta Land Use Co-op. Ltd. ....	282,409.76	Clark, W. H. Lumber Co. Ltd. ....	12,243.89
Canadian Motorola Electronics Co. ....	22,339.30	Central Dry Goods Promislow Ltd. ....	68,312.61	Clarke, H. F. Ltd. ....	26,099.95
Canadian National Canadian Pacific Telecommunications ....	36,875.99	Central Equipment Rentals & Sales Ltd. ....	11,160.49	Clarkson Gordon & Co. ....	11,750.00
Canadian National Institute for the Blind ....	100,310.96	Central Fabricators Ltd. ....	388,250.00	Claude Bishop Holdings Ltd. ....	10,410.75
Canadian National Railways ....	117,480.08	Central Mortgage & Housing Corp. ....	97,473.97	Clement, C. & W. Executors ....	25,620.97
Canadian Native Friendship Centre ....	18,333.33	Central Park Lodge ....	119,622.03	Clinic Pharmacy ....	17,573.43
Canadian Orefex Ltd. ....	11,532.14	Central Personnel Services Ltd. ....	18,975.43	Clock Drug Store ....	10,917.26
Canadian Oxygen Ltd. ....	48,266.29	Central Scientific Co. of Canada Ltd. ....	21,980.51	Cohos, D. & E. ....	175,699.35
Canadian Pacific Air Lines Ltd. ....	41,653.56	Century Village I.G.A. 001 ....	14,605.23	Colgate Palmolive Ltd. ....	21,260.47
Canadian Pacific Railway ....	105,334.28	Century Industries Ltd. ....	29,700.00	Collier MacMillan Canada Ltd. ....	23,727.16
Canadian Phoenix Steel & Pipe Ltd. ....	38,368.16	Century Sales & Service Ltd. ....	35,157.11	Collinge, E. & M. ....	14,512.00
Canadian Pittsburgh Industries Ltd. ....	128,743.05	Cesso ....	17,962.59	Colt Industries Canada Ltd. ....	13,461.31
		Chabillon, D. Executor ....	13,253.03	Commercial Credit Corp. Ltd. ....	10,661.94
		Chancery Hall ....	113,450.23	Commercial Printers Ltd. ....	332,093.25
		Chapel of Memories Ltd. ....	25,605.05	Commercial Woodcrafts 1960 Ltd. ....	19,151.95
		Chanceux, W. A. ....	12,762.99	Commonwealth Construction Co. Ltd. ....	1,915,550.68
		Chemell Ltd. ....	105,301.79	Compugraphic Corp. ....	12,333.00
		Chemonics Industries Ltd. ....	171,082.80	Computrex Computer Centres Ltd. ....	79,689.39
		Cheriton, W. R. & Associates Ltd. ....	26,889.54	Con Force Products Ltd. ....	905,123.44
		Chevallier Construction Ltd. ....	27,790.90	Concordia College ....	69,901.50
				Concrete Drainage Pipe Edmonton Ltd. ....	10,115.25
				Conoco Equipment Ltd. ....	134,946.84
				Congdon Van & Storage Edmonton Ltd. ....	16,393.76
				Connaught Medical Research Laboratories ....	203,090.49

## STATEMENT No. 289—Continued

NAME	AMOUNT	NAME	AMOUNT	NAME	AMOUNT
Conroy, R. A. & C. R. Executives .....	\$ 81,080.00	Crosstown Motor City .....	\$ 495,109.62	Dorschied Brothers Construction .....	\$ 17,455.06
Consolidated Concrete Ltd. ....	161,547.67	Crown Express Delivery Ltd. ....	21,977.35	Dorschied, L. A. ....	21,611.75
Consolidated Holdings .....	12,816.95	Crown Tire Service Ltd. ....	14,156.16	Dot Holdings Ltd. ....	28,464.30
Consolidated Hydrocarbons Ltd. ....	76,691.99	Crown Trust Co. ....	184,192.43	Doubladay Publishers .....	19,479.58
Consumers Welding Supplies Ltd. ....	35,243.65	Crown Zellerbach Paper Co. Ltd. ....	211,181.83	Douglas Printing Co. Ltd. ....	61,943.78
Contact Airways Ltd. ....	60,616.45	Crowsnest Pass Recreation Board .....	25,181.00	Douglas Drug No. 1 .....	15,540.27
Contemporary Office Interiors Ltd. ....	35,440.39	Crowsnest Pass School Division No. 63 .....	21,673.88	Dow Chemical of Canada Ltd. ....	58,896.25
Continental Landscapers .....	31,360.00	Crowther, Mackay & Associates Ltd. ....	96,350.36	Dower Bros. Ltd. ....	27,628.91
Continuous Forms Alberta Ltd. ....	89,749.30	Cunningham & Shannon Ltd. ....	230,559.80	Draffins .....	10,712.89
Control Data Canada Ltd. ....	121,687.78	Cunningham Drug Store .....	22,318.06	Drain Brothers Construction Co. Ltd. ....	10,916.51
Control Land Surveys .....	12,934.76	Curtis Hoover Ltd. ....	31,143.97	Drake, R. L. ....	13,451.80
Cook, A. A., D. B. & T. G. Executors .....	155,925.38	Curtis, G. C. ....	11,950.66	Drewoth, M. ....	17,741.28
Cook, B. Moving & Storage Ltd. ....	12,296.36	Cyanamid of Canada Ltd. ....	27,847.50	Drews Janitor Service & Window Cleaners Ltd. ....	12,267.50
Cook, W. A. & Sons Ltd. ....	17,570.65	D. M. S. Construction Ltd. ....	243,498.20	Drexel, F. Co. Ltd. ....	12,707.42
Cooper Widman Ltd. ....	65,898.60	Daggett, R. Executor .....	343,543.80	Diard Pharmacy .....	10,743.37
Cooperative Fire & Casualty Co. ....	97,277.14	Dales, R. R. Construction Co. Ltd. ....	196,601.84	Drouin, H. ....	21,364.92
Copp Clark Publishing Co. ....	96,823.84	Daly Gervais Matthewman Dancause, Mrs. H. ....	26,453.75	Drug Advisory Council of Calgary .....	100,270.00
Coralta Drilling Ltd. ....	17,085.42	Davidson Enman Lumber Ltd. ....	19,883.35	Drugs by Bishop Ltd. ....	20,015.33
Coralwood Academy .....	10,983.00	Davis, I. H. Supplies Ltd. ....	13,495.85	Drumheller Co-op Ltd. ....	17,579.12
Corbets Ltd. ....	48,581.97	De Lew, C. & Co. of Canada Ltd. ....	29,685.91	Drumheller Health Unit .....	75,954.04
Cormie, D. M. ....	100,882.00	De Vries Bros. Construction Ltd. ....	26,409.32	Drumheller Valley School Division No. 62 .....	124,525.09
Corporate Communications Ltd. ....	14,750.00	Dean Construction .....	33,056.80	Du Pont of Canada Ltd. ....	494,905.48
Costello Equipment Co. Ltd. ....	26,192.70	Debecke, E. V. A. ....	18,704.48	Dubeta Interiors Ltd. ....	14,567.95
Costie, W. ....	26,360.51	Dechants I.G.A. ....	47,431.83	Duclos Hospital Society .....	16,024.25
Council of Ministers of Education .....	25,109.57	Decorb Investments Ltd. ....	11,717.02	Duncan, E. ....	11,679.52
Counties:		Deley, J. ....	11,690.32	Dunford Drug Co. Ltd. ....	71,363.00
Athabasca No. 12 .....	448,227.35	Deluxe Foods .....	19,430.61	Dunlop Canada Ltd. ....	10,716.88
Barrhead No. 11 .....	293,895.17	Deluxe Van & Body Ltd. ....	16,184.00	Dunnes Excavating Services Ltd. ....	10,401.25
Beaver No. 9 .....	384,843.78	Demers Contracting Co. Ltd. ....	16,941.14	Dura Weld Ltd. ....	47,137.90
Camrose No. 22 .....	409,468.86	Demers, H. ....	17,751.25	Durant Construction Ltd. ....	14,023.45
Flagstaff No. 29 .....	309,348.28	Denco .....	19,328.98	Dvorkin, N. D., Dvorkin, B. C. & McCaffery, P. J. ....	134,264.87
Forty Mile No. 8 .....	301,420.90	Dent, J. M. & Sons .....	72,953.89	Dyck Brothers Construction Ltd. ....	174,001.74
Grande Prairie No. 1 .....	386,727.78	Denard Ltd. ....	116,295.98	Dyer, B. K. Executor .....	10,461.99
Lac Ste. Anne No. 28 .....	386,964.17	Desharnais, J. G. A. ....	11,880.00	Dynamic Transport Ltd. ....	167,296.59
Lacombe No. 14 .....	389,964.11	Desrosiers & Seitsinger Ltd. ....	14,329.51	E. S. K. Distributors .....	13,772.42
Lamont No. 30 .....	291,771.64	Devonian Motors .....	19,643.78	East Alta Co-op Ltd. ....	21,203.13
Leduc No. 25 .....	582,212.60	Dick, A. B. Co. of Canada Ltd. ....	79,121.72	East Side Store .....	10,372.82
Lethbridge No. 26 .....	331,781.49	Dickson, D. M. Executor .....	13,489.94	East Smoky School Division No. 54 .....	47,553.58
Minburn No. 27 .....	497,432.67	Dictaphone Corp. Ltd. ....	32,405.68	Eastern Irrigation District .....	273,867.28
Mountain View No. 17 .....	412,845.99	Didsbury Recreation Board .....	10,634.00	Eastern Rockies Forest Conservation Board .....	12,305.48
Newell No. 4 .....	276,321.59	Digiano, S. ....	13,005.20	Eate, W. S. Ltd. ....	18,692.37
Paintearth No. 18 .....	184,114.42	Digital Equipment of Canada Ltd. ....	62,031.98	Eaton, T. Co. Canada Ltd. ....	95,781.94
Parkland No. 31 .....	471,704.86	Dillabough, D. ....	16,758.00	Eben, A. G. ....	23,795.22
Ponoka No. 3 .....	392,340.52	Dillman Transport Ltd. ....	69,697.73	Eben, H. W. Construction Ltd. ....	10,812.17
Red Deer No. 23 .....	606,516.79	Dinning, J. B., M. I. & Jacques, D. E. ....	89,313.94	Economy Drugs Ltd. ....	10,251.61
Smoky Lake No. 13 .....	195,484.86	Executors .....	20,267.71	Ed & Bills Construction Ltd. ....	110,317.81
St. Paul No. 19 .....	292,433.09	Disney Bros. Construction .....	80,228.36	Edgar Drug Ltd. ....	12,583.94
Stettler No. 6 .....	329,066.95	Dispensaries Ltd. ....	11,436.20	Edmonton Art Gallery .....	20,753.70
Strathcona No. 20 .....	956,908.01	Dispose-All Services Ltd. ....	36,569.66	Edmonton Artificial Limb Co. Ltd. ....	41,843.17
Thorhild No. 7 .....	247,891.39	Ditto of Canada Ltd. ....	32,844.67	Edmonton Assn. for Retarded Children .....	95,612.90
Two Hills No. 21 .....	253,739.45	Diversey Canada Ltd. ....	21,669.08	Edmonton Cardiac Fitness Institute .....	25,000.00
Vermilion River No. 24 .....	375,551.54	Division of Tuberculosis Control .....	16,667.45	Edmonton Central Park Lodge .....	22,320.00
Vulcan No. 2 .....	524,238.74	Dodds, A. A. ....	21,000.00	Edmonton Co-ordinating Committee on Drug Abuse .....	15,000.00
Warner No. 5 .....	265,769.17	Dohlman, F. & Son .....	16,667.45	Edmonton Co-op Assn. Ltd. ....	18,796.44
Wetaskiwin No. 10 .....	332,504.63	Dolinsky Construction Ltd. ....	28,984.64	Edmonton Convention Bureau .....	15,000.00
Wheatland No. 16 .....	560,730.11	Dollar Land Corp. Ltd. ....	165,856.76	Edmonton Day Centre .....	20,100.00
Country & New Town Properties Canada Ltd. ....	129,514.14	Dollar Pharmacy Ltd. ....	12,405.99	Edmonton Exhibition Assn. Ltd. ....	103,079.2
Coutts Machinery Co. Ltd. ....	21,566.64	Dominion Bridge Co. Ltd. ....	29,338.42	Edmonton Flying Club .....	17,785.0
Cowtown Holdings Ltd. ....	77,498.61	Dominion Fruit Ltd. ....	11,523.62	Edmonton Home Service .....	59,447.1
Crain, R. L. Ltd. ....	173,868.82	Dominion Tractortown Ltd. ....	46,893.72	Edmonton Housing Authorities .....	12,886.9
Cramer & Bennett Holding Co. Ltd. ....	124,702.26	Domo Construction Ltd. ....	59,337.20		
Crane Supply Ltd. ....	112,340.05	Domtar Chemicals Ltd. ....	512,271.42		
Crawford, A. Associates Ltd. ....	33,481.36	Domtar Construction Materials Ltd. ....	18,124.88		
Crawford, B. ....	10,733.50	Donoghue, W. B. O. & McDougall, D. A. ....	12,116.91		
Crescent Motel Ltd. & Morningstar Holdings Ltd. ....	124,921.10				
Crone Bros. Ltd. ....	143,430.57				
Crooks Drugs Ltd. ....	11,562.62				
Crosstown Heating & Ventilating Ltd. ....	18,586.00				



## CASH PAYMENTS

449

## STATEMENT No. 289—Continued

NAME	AMOUNT	NAME	AMOUNT	NAME	AMOUNT
Edmonton Iron & Wire Works Ltd. .... \$	47,203.68	Failing, G. E. Supply Co. Ltd. .... \$	26,689.77	Freeze Maxwell Co. Ltd. \$	44,442.96
Edmonton Journal .....	74,303.05	Fairview Drugs .....	14,391.15	Freson Market Ltd. ....	25,337.12
Edmonton Magistrate Court Reporters .....	11,092.20	Fairview School Division No. 50 .....	24,875.72	Friden .....	28,075.80
Edmonton Motors Ltd. ....	43,009.46	Family Drugs 1968 Ltd. ....	26,914.73	Friesen, P. ....	21,695.60
Edmonton Opera Assn. ....	19,300.00	Farm Electric Services Ltd. ....	107,126.62	Frontier Steel Industries Ltd. ....	26,509.49
Edmonton Paving Services Ltd. ....	123,837.48	Farmer, J. T. & Finlay, G. W. ....	10,750.00	Frost Steel & Wire Co. Ltd. ....	11,923.97
Edmonton Photo Supply Ltd. ....	103,193.89	Farwil Corp. ....	38,580.58	Fruehauf Trailer Co. of Canada Ltd. ....	12,878.70
Edmonton Public School Board .....	171,262.17	Fasco Rentals Ltd. ....	10,855.07	Fruehwirt, I. ....	10,965.00
Edmonton R.C.S.S.D. No. 7 .....	650,076.15	Fazikas, J. T. ....	15,945.00	Fry & Co. Ltd. ....	497,095.49
Edmonton Rehabilitation Society .....	48,753.17	Federated Co-operatives Ltd. ....	10,215.15	Fushtey, W. ....	17,960.00
Edmonton School District No. 7 .....	2,609,227.16	Feero, G. A. ....	13,756.82	Fyfe Smith Hardwood .....	32,621.54
Edmonton Society for Christian Education ....	146,488.00	Fehr, J. A. ....	11,091.32	Fyfes Friendly Pharmacy .....	17,959.09
Edmonton Symphony Society .....	46,901.35	Ferguson Supply Alberta Ltd. ....	378,114.33	G. & A. Holdings Ltd. ....	34,934.49
Edmonton Talmud Torah School .....	31,438.00	Ferguson, A. L. Executrix Fernhout Mechanical Ltd. ....	21,979.63	G. B. Motors Ltd. ....	10,670.81
Edson Health Unit .....	96,453.86	Field, C. P., Gray, H. D. & Adamson, C. M. ....	26,848.89	G. L. C. Educational Materials & Services Ltd. ....	17,227.30
Edson Save Rite Food Stores .....	12,481.48	Field, H. G. Executor Financial Building Edmonton Ltd. ....	36,849.59	G. W. Properties Ltd. ....	254,694.08
Edstrom, C. & J. ....	22,680.00	Finner, G. G. ....	11,290.07	Gabemar Contractors Ltd. ....	19,793.40
Educational Film Distributors Ltd. ....	14,137.61	Firestone Tire & Rubber Co. of Canada Ltd. ....	75,200.11	Gaetz Cornett Drug Co. ....	19,226.86
Educators Ltd. ....	50,000.00	Fischer, Mrs. J. ....	14,946.93	Gage Educational Publishing Ltd. ....	102,555.78
Edwards, J. V. O. ....	19,456.23	Fish, R. M. & Lee, W. ....	33,962.93	Gage, W. J. Ltd. ....	417,806.65
Esler, R. H. Construction Electric Equipment .....	52,703.00	Fisher Scientific Co. Ltd. ....	125,601.08	Gahr, W. ....	13,280.00
Alberta Ltd. ....	17,974.14	Fisher, J. Enterprises Ltd. ....	11,061.77	Gainers Ltd. ....	147,175.59
Electric Power Equipment Ltd. ....	74,081.35	Fishing Lake Cattlemen Co-op Ltd. ....	35,801.00	Gallaudet College .....	22,473.44
Electrical Contracting & Machinery Co. ....	21,839.98	Fisons Canada Ltd. ....	19,059.07	Gallelli & Sons Co. Ltd. ....	1,573,180.10
Electrical Industries 1962 Ltd. ....	18,318.15	Fitzgerald, M. D. ....	21,430.75	Gallelli Construction Material Ltd. ....	66,275.23
Eliasons Ltd. ....	171,974.03	Fitch & Whiteside Ltd. ....	13,076.20	Gamblin, Mrs. B. ....	12,325.00
Elk Point & District Arena Board .....	15,000.00	Five L Contracting Ltd. ....	16,870.60	Garden River Logging Co. Ltd. ....	41,682.48
Ell, F. A. ....	62,083.20	Fleming Cats Ltd. ....	13,610.41	Gardner Denver Co. Canada Ltd. ....	16,555.86
Ellefson, L. Construction Ltd. ....	70,864.09	Fleming, R. H. ....	32,738.50	Garet Tool Co. Ltd. ....	10,566.77
Elliott, D. C. ....	16,542.95	Flex Olite of Canada Ltd. ....	68,476.15	Garlin Holdings Ltd. ....	15,170.92
Ellis Construction Ltd. ....	161,629.45	Flextrac Nodwell Ltd. ....	17,750.42	Gateway Aviation Ltd. ....	229,992.18
Elso Emulsions Ltd. ....	27,405.21	Flint Engineering & Construction Ltd. ....	20,608.35	Gateway Building Supplies Ltd. ....	19,830.93
Emco Ltd. ....	157,262.12	Flynn, L. & Turner, R. M. Executors .....	17,979.08	Gauk & Willis Barristers & Solicitors .....	23,710.00
Empire Soap Co. Ltd. ....	37,318.75	Foothills Health Unit .....	60,323.02	Gauvreaux, Mrs. R. ....	47,407.52
Empress Stores Ltd. ....	18,799.92	Foothills Landscaping Ltd. ....	32,128.00	General Binding Corp. Canada Ltd. ....	14,329.23
Encyclopaedia Britannica Publications Ltd. ....	21,778.69	Foothills School Division No. 38 .....	43,893.08	General Farm Supplies .....	12,202.40
Energy Resources Conservation Board .....	2,265,733.15	Ford Motor Co. of Canada Ltd. ....	581,039.54	General Industrial Camps Ltd. ....	189,851.48
Engineered Homes Ltd. ....	301,928.48	Ford, J. F. Engineering & Supply Ltd. ....	44,390.00	General Paint Corp of Canada Ltd. ....	57,080.18
English, J. K. ....	17,868.06	Forest Construction Ltd. ....	69,511.00	General Systems Research Ltd. ....	42,451.00
Enns, E. ....	14,804.23	Forest Lawn Drugs Ltd. ....	30,372.14	General Tire Service .....	10,458.42
Enroute Aviation Ltd. ....	27,212.94	Fort Ignition Ltd. ....	23,509.36	General Urban Housing Corp. Ltd. ....	67,252.50
Enterprise Building Contractors Ltd. ....	114,068.40	Fort Macleod Foods .....	21,508.25	Generaux Workshop Bonnyville Ltd. ....	54,661.20
Environment Conservation Authority .....	148,000.00	Fort McMurray R.C.S.S.D. No. 32 .....	24,761.36	Geoscience Research Associates Ltd. ....	29,000.00
Epec Consulting Ltd. ....	25,458.99	Fort McMurray School District No. 2833 .....	30,256.36	Gerla, B. Construction .....	27,675.14
Equitable Life Insurance Co. of Canada Ltd. ....	15,524.46	Fort Vermilion School Division No. 52 .....	527,689.08	Getstener Canada Ltd. ....	47,016.15
Erickson Bros. ....	18,012.82	Fortier & Associates .....	20,125.57	Getkate Construction Ltd. ....	19,416.00
Erickson, J. ....	17,169.59	Foster Advertising Ltd. ....	44,769.65	Gibb, G. Executor .....	11,620.48
Estabrook Construction Ltd. ....	295,995.28	Foster Economic Consultants Ltd. ....	40,554.20	Gibson Petroleum Co. Ltd. ....	16,614.94
Evans Conlin Building Supplies Ltd. ....	28,958.96	Fox Consulting Services Ltd. ....	36,500.00	Gibsons Grocery Store .....	60,738.05
Evans Construction Co. Ltd. ....	168,061.00	Francis Williams & Johnson Ltd. ....	664,081.47	Gill, B. Construction Ltd. ....	159,029.09
Evelyn Unger School for Language & Learning Development .....	16,940.00	Franciscan Sisters of the Atonement .....	92,934.83	Gillet Construction Ltd. ....	67,841.58
Everall Construction Edmonton Ltd. ....	1,339,279.78	Frankies Truck Service Ltd. ....	10,493.45	Ginn & Co. ....	228,921.23
Evergreen Helicopters Inc. ....	125,670.89	Fraser, Mrs. A. E. ....	16,507.28	Glaslyn Pressure Treating Ltd. ....	25,609.08
Evergreen Irrigation Ltd. ....	14,540.29	Executrix .....	15,283.25	Glass, Q. V. F. Canada Ltd. ....	15,202.35
Executive Place .....	31,977.12	Fraser, R. & Mrs. ....	15,283.25	Glenbow Alberta Institute .....	100,000.00
F. M. C. Corp. ....	10,277.94	Fraser, J. T. ....	25,543.55	Glenbow Foundation .....	35,000.00
Fabric Care Associates Ltd. ....	22,745.40	Frederick, J. E. ....	37,385.13	Glidden Paint Co. Ltd. ....	22,885.49
Fagan, L. P. ....	12,707.00	McPherson, C. & K. S. ....	17,406.63	Globe Envelopes Ltd. ....	68,615.36
Fahlman Dept. Store Ltd. ....	23,977.89	Freeman, W. H. & Co. ....	17,406.63	Goldsmith, K. M. Executor .....	57,696.12
		Freeway Construction Ltd. ....	117,716.85	Goodrich, B. F. Canada Ltd. ....	29,234.37

## STATEMENT No. 289—Continued

NAME	AMOUNT	NAME	AMOUNT	NAME	AMOUNT
Gormans Ltd. ....	\$ 54,715.52	H. H. A. J. Developments Ltd. ....	\$ 39,489.00	Hoggins, R. ....	\$ 10,135.84
Government of British Columbia .....	103,698.19	H. J. M. Investments Ltd. ....	40,135.05	Holeton Drug Store .....	12,789.13
Government of Canada .....	7,685,463.00	H. M. H. Tile Co. ....	14,291.73	Holiday Travel Ltd. ....	10,333.92
Government of Saskatchewan .....	60,952.30	Hackwell Construction Ltd. ....	24,892.13	Holiday, P. A. A. ....	
Grace Childrens Home .....	18,058.65	Haddocks Landscape & Tree Service Ltd. ....	10,335.00	Executrix .....	26,973.00
Graham Brothers Contracting Ltd. ....	84,123.06	Hagman Bros. Construction Ltd. ....	56,436.16	Hollinger House .....	20,315.06
Graham, B. J. ....	24,811.00	Haico Manufacturing Co. ....	100,206.25	Hollingsworth Drug Ltd. ....	13,961.56
Graham, Graham, Worley & Stewart .....	17,126.40	Hall Northwestern Hicopers Ltd. ....	32,331.50	Hollingsworth, A. B. ....	22,278.79
Grand & Toy Alberta Ltd. ....	29,381.53	Hall Sand & Gravel Alberta Ltd. ....	21,791.63	Holman, F. T. ....	17,572.93
Grande Cache Save Rite Store .....	20,712.16	Hall, R. E., J. & A. G. ....	67,538.61	Holmes, J. Grading Ltd. ....	25,854.84
Grande Cache School District No. 5258 .....	234,112.52	Hallowes Lake Shore Farms Ltd. ....	19,800.00	Holroyd Drugs Ltd. ....	11,214.66
Grande Prairie & District Assn. for Retarded Children .....	19,476.00	Halls, H. G. ....	10,173.16	Holt Rinehart & Winston of Canada Ltd. ....	404,753.19
Grande Prairie & District Co-op Assn. Ltd. ....	77,804.88	Halverson, D. Trucking Ltd. ....	16,938.00	Holy Redeemer College .....	12,666.00
Grande Prairie Friendship Centre .....	10,833.33	Hamas Groceries Ltd. ....	54,839.82	Honeywell Controls Ltd. ....	90,768.63
Grande Prairie Health Unit .....	105,185.52	Hamblin, J. R., Mulder, R. J. & Watson, K. W. ....	13,093.42	Hope Bros. ....	11,164.53
Grande Prairie I.G.A. ....	48,469.64	Hamilton, E. H. ....	10,007.09	Hope, J. A. E. & Tennant, E. M. Executors .....	15,394.88
Grande Prairie R.C.S.S.D. No. 28 .....	12,511.62	Hammond, P. J. ....	15,615.00	Hopkin, J. T. ....	17,284.70
Grande Prairie Regional Co-ordinating Committee .....	20,000.00	Hanna & District Recreation Board .....	12,617.00	Hopkins Construction Lacombe Ltd. ....	45,854.90
Grande Prairie School District No. 2357 .....	114,568.31	Hanna, L. A. C. Executrix .....	12,565.10	Horne & Pitfield Foods Ltd. ....	110,008.34
Grande Prairie Ski Club .....	87,684.58	Hannas Seeds Ltd. ....	31,178.15	Hoskin Scientific Ltd. ....	10,884.80
Grant Bros. Construction .....	271,667.03	Hansen, K. J. & A. ....	14,740.00	Hospitals: .....	
Grant, A. & G. ....	13,759.75	Hanson Materials Engineering Ltd. ....	10,695.75	Alberta Childrens Calgary .....	31,367.29
Graphic Arts Western Ltd. ....	20,550.81	Happy Shopper I.G.A. ....	11,509.38	Alice Keith Nursing Home .....	10,742.56
Great Canadian Oil Sands Ltd. ....	12,025.00	Hardie, G. A. & Co. Ltd. ....	13,637.41	Auxiliary Bethany Auxiliary Calgary & Nursing Home Dist. No. 7 .....	13,766.65
Great West Steel Industries Ltd. ....	291,336.11	Hardings Meat & Locker Plant Ltd. ....	19,826.26	Auxiliary Good Samaritan .....	54,699.71
Great Western Garment Co. Ltd. ....	19,130.83	Hardins Drug Stores Ltd. ....	18,123.62	Auxiliary Lethbridge District No. 5 .....	13,230.50
Green Line Equipment Ltd. ....	14,919.63	Hardy, R. M. & Associates Ltd. ....	18,915.01	Auxiliary Lynnwood Auxiliary Norwood Edmonton .....	21,811.30
Green, J. E. & Son .....	22,891.78	Harrisons & Crossfield Canada Ltd. ....	29,767.83	Auxiliary Peace River Fairview .....	22,396.17
Greene Construction Ltd. ....	22,938.00	Harron Holdings Ltd. ....	10,705.69	Barrhead Nursing Home .....	34,924.26
Greenfield, D. S. ....	48,962.50	Hartz, J. F. Co. Ltd. ....	32,686.68	Bow Crest Nursing Homes Ltd. ....	10,876.35
Greenwood Auto Electric Ltd. ....	10,893.93	Harwil Construction Ltd. ....	72,043.69	Bethany Nursing Home Blunts Nursing Homes Ltd. ....	24,757.28
Greer, W. E. Ltd. ....	44,665.45	Hayhoe, F. M. Plumbing & Heating 1967 Ltd. ....	12,587.70	Bow Crest Nursing Homes Ltd. ....	302,536.14
Greschuk, W. ....	12,575.00	Haysboro Homemaking Service .....	10,160.15	Bow View Nursing Homes Ltd. ....	80,573.47
Greyhound Lines of Canada Ltd. ....	180,970.35	Healy Ford Center .....	22,144.85	Bow View Nursing Homes Ltd. ....	148,508.17
Griffiths Motors Ltd. ....	11,554.87	Hect Steel Industries Ltd. ....	29,099.11	Brentwood Nursing Home Ltd. ....	57,230.10
Griffiths, Mrs. P. ....	10,695.00	Hegion, P. & N. ....	25,000.00	Charles Camsell Indian Chinook Nursing Home .....	127,026.25
Grimshaw Supermarket Ltd. ....	11,276.11	Helm, H. ....	11,763.32	Colonel Belcher .....	66,443.76
Grimshaw Trucking & Distributing Ltd. ....	15,176.23	Helmer, Mrs. B. ....	14,863.19	Degens Care Home .....	244,347.00
Grimnell Sales Ltd. ....	57,574.06	Hameon, K. ....	12,167.89	Devon Nursing Homes 1965 Ltd. ....	10,817.90
Griswolds Professional Pharmacy Ltd. ....	22,121.33	Henderson, J. D. Engineering Ltd. ....	71,267.36	Dr. Cooke Nursing Home .....	19,142.18
Grosser Parts Ltd. ....	24,652.16	Henning, W. J. M. Executor .....	22,032.81	Dr. T. R. Ross Memorial Nursing Home .....	15,925.98
Grouard General Stores Ltd. ....	23,053.01	Herb Transport .....	12,772.51	Eagle View Nursing Home .....	10,392.35
Gruebnichler, O. & Seittinger, A. Executors .....	12,376.00	Hewlett Packard Canada Ltd. ....	108,740.78	Edith Cavell Nursing Home .....	35,471.54
Guaranty Trust Co. of Canada .....	14,462.63	Hidgen Construction Ltd. ....	12,182.63	Father Lacombe Nursing Home .....	40,822.10
Guaranty Trust Co. of Canada & Dansecreau, T. E. Executors .....	10,800.46	Hi Line Construction Ltd. ....	33,480.00	Foothills Provincial General .....	96,444.10
Guard Bros. Construction Ltd. ....	52,066.92	High Level Foods Ltd. ....	28,710.41	Gamelin Nursing Home .....	28,930.55
Guardian Maintenance & Management .....	26,225.58	High Prairie I.G.A. ....	71,283.53	General St. Joseph's Edmonton .....	28,403.36
Gulak Robertson & Baynton .....	12,105.38	High Prairie Pharmacy .....	17,864.35	General St. Michael's Lethbridge .....	29,649.00
Gulf Oil Canada Ltd. ....	1,255,202.62	High Prairie School Division No. 48 .....	114,900.41	General Sturgeon St. Albert .....	45,512.36
Gulick, J. ....	20,504.00	Highland Court Buildings Shop Ltd. ....	14,458.60	General Vancouver .....	16,160.40
Gulick, M. M. ....	11,199.73	Highland Park Academy .....	10,726.00	General Winwright .....	66,197.34
Guthrie, B. Engineering Ltd. ....	50,092.16	Hill Security Ltd. ....	13,651.30	General Calgary .....	85,051.33
		Hill, E. L. Executor .....	35,960.04	General Drumheller .....	167,545.46
		Hill, J. W. ....	49,876.22	General Edmonton .....	458,656.48
		Hilroy Envelopes & Stationery Ltd. ....	32,210.78	General Grande Cache .....	37,322.58
		Hilton, R. H. & Associates Ltd. ....	10,299.00	General Red Deer .....	10,018.70
		Hirning, C. W. & B. Hirtz Bros. Construction Ltd. ....	12,035.00	Glamorgan Nursing Homes Co. Ltd. ....	14,593.81
		Hnidan, W. ....	23,225.05	Glenrose Provincial General .....	41,145.26
		Hobart Manufacturing Co. Ltd. ....	12,552.89		
		Hobbs, H. B. ....	11,595.18		
		Hockett, D. C. ....	10,150.00		

## CASH PAYMENTS

451

## STATEMENT No. 289—Continued

NAME	AMOUNT	NAME	AMOUNT	NAME	AMOUNT
Good Samaritan Nursing Home		Independent Creameries Ltd.	\$ 21,658.45	Kane, A. C. & Rainbow, R. A. Executors	\$ 10,894.73
Edmonton	55,998.84	Independent Wholesale Ltd.	127,233.04	Kaspro, J. Construction Ltd.	19,452.30
Good Samaritan Nursing Home Ltd.	34,297.68	Indian Assn. of Alberta	100,000.00	Kates Peat Marwick & Co.	37,510.98
Green Acres Nursing Home Ltd.	19,972.85	Industrial Acceptance Corp. Ltd.	14,403.38	Kelemen, S. & T.	20,550.00
Hardisty Nursing Home Ltd.	123,867.34	Industrial Drives & Bearings Ltd.	23,056.94	Kellam, H. J. Ltd.	90,168.77
Holy Cross Calgary	23,721.69	Industrial Patrol & Protection Service Ltd.	47,165.68	Kempe, J. & Rowe, D.	17,630.68
Holyrood Nursing Home Ltd.	32,808.27	Industrial Research & Training Centre	313,130.84	Kendall Co. Canada Ltd.	25,375.00
Jubilee Lodge Nursing Homes Ltd.	44,436.88	Industrial Scale Co. Ltd.	10,210.19	Kenroc Tools Ltd.	85,680.00
Lacombe Nursing Home	11,446.98	Ingram & Bell Ltd.	28,992.33	Kens Trenching Ltd.	29,757.02
Lamont Nursing Home	19,873.00	Inland Cement Industries Ltd.	1,451,085.14	Kenting Aviation	44,481.20
Linden Nursing Home	13,397.93	Inland Plastics Ltd.	34,432.42	Kenwell Equipment Ltd.	12,825.00
Meadowbrook Private Nursing Home	12,457.72	Integrated Development Trading Co.	145,885.00	Kerr & Sons	19,724.32
Misericordia Edmonton	102,417.44	Inter Faith Housing	10,285.96	Kidd Construction Ltd.	46,658.70
Our Lady of the Lake Nursing Home	23,967.60	Inter Provincial Pest Control Ltd.	11,645.09	King Drug Vegreville Ltd.	16,900.72
Red Deer Nursing Home Ltd.	28,012.11	Intercontinental Packers Ltd.	87,873.55	King Moving & Storage Ltd.	39,117.58
River View Nursing Home Ltd.	51,269.83	International Harvester Co. of Canada Ltd.	446,780.16	King of Wainwright Holdings Ltd.	11,178.78
Royal Alexandra Edmonton	17,719.52	International Radiography & Inspection Services Ltd.	12,501.65	King, G. G. Executor	17,769.98
Royal Jubilee	10,680.05	International Telefilm Enterprises	13,044.25	Kinsella, E. R. T.	18,169.85
Sherwood Park Nursing Home	93,779.35	International Utilities Corp.	173,240.86	Kinuso Mercantile Ltd.	13,463.24
Smoky Lake Nursing Home	16,829.99	Interprovincial Pipe Line Co.	43,420.20	Kirkhus, J. M. Estate of	10,487.85
Southwood Nursing Home	56,414.80	Interprovincial Turf Ltd.	39,343.67	Kirtto, A.	11,757.21
St. Martins Desmarais Sunnyside Nursing Home	20,871.85	Interrel Security Services Ltd.	18,769.88	Kiss, P. Oilfield Contractors Ltd.	10,619.25
Swan Haven Nursing Home	19,781.62	Ireco Industries Inc.	17,927.60	Klassen, J. F.	11,140.95
University of Alberta	276,259.85	Irwin Dorsey Ltd.	12,897.35	Kleen Ltd.	14,226.34
Vegreville Nursing Home	14,422.65	Irwin, J. R.	17,606.65	Kleparchuk, J.	12,339.20
Venta Nursing Home	22,357.28	J. & H. Contractors	11,787.97	Kleysens Cartage Co. Ltd.	23,988.68
West Park Nursing Home Ltd.	16,943.87	J. L. Tire Service	10,269.14	Klondike Helicopters Ltd.	56,386.65
Wetaskiwin Leduc	20,586.00	Jackson, D. F. & F. T.	10,570.00	Knauf Knaut Rolf & Cochrane	10,259.70
Nursing Home Ltd.	20,586.00	Jackson, M. Construction	15,781.43	Knight, A. & Associates Ltd.	17,550.00
Youville Nursing Home	79,590.40	Jacob, N. J. & Royal Trust Co.	12,883.70	Knodel, M. Will, R. & Bateman, J. R. Executors	169,409.76
Hotel Equipment & Supply Co. Ltd.	14,029.23	James, J.	15,485.99	Knutson, C. D. & Mrs.	13,610.00
Hotel Macdonald	20,250.52	Jarman, G. H.	31,054.32	Kodak Canada Ltd.	16,257.29
Housman Drugs	11,508.46	Jasper Place Central Park Lodge	40,936.08	Koleba, W. & Hartwell, A. T.	40,121.43
Hovan, J. S.	35,783.87	Jasper Printing Ltd.	49,574.33	Kolodka, S. Construction Ltd.	313,631.04
How, J. K. Foods Ltd.	10,014.32	Jasper Realty Ltd.	37,604.61	Konior, E. W.	45,254.42
Howard & Sons	22,252.05	Jasper School District No. 3063	42,843.79	Koszczy, Mrs. M.	10,333.75
Howard, J. Society	40,396.56	Jasper Welding & Tank Ltd.	15,160.66	Krahn, C. W.	12,995.93
Howe, M. H.	50,000.00	Jensen, L.	27,500.00	Kraus, H.	16,263.03
Hudson Construction Co. Ltd.	10,178.15	Jeske, H. & J.	11,500.00	Krysa, J. & Sons Ltd.	156,948.12
Hudsons Bay Co.	286,989.21	Jet Propane Ltd.	22,653.13	Krysta Construction	13,131.30
Hughes Owens Co. Ltd.	121,433.21	Jims Express & Transfer Ltd.	20,836.60	Kryzanowski, Mrs. E.	17,215.00
Humphries, R. G. Executor	15,267.02	Joesting, M.	14,644.27	Krzeminski, Mrs. J.	22,740.00
Hunter Survey Systems Ltd.	12,106.58	Johns, O. H. Scientific	18,434.46	Kuch, R., Chichak, S., Kuzenowski, W.	10,300.00
Husky Oil Ltd.	2,090,321.57	Johnson & Herbert Construction	42,754.47	Kuntz Bros. Construction	88,827.81
Hutchins, J. A. & Serra, M. E. Executors	39,958.66	Johnson & Johnson Ltd.	12,997.89	Kure, M. A. & E. A. Executors	22,287.10
Hutterian Brethren Church of Lakeside	22,795.75	Johnson Controls Ltd.	32,709.61	Kusler, H.	25,715.38
Huttons Ltd.	31,932.83	Johnson, I.	27,886.00	Kussin, J.	36,170.03
Hyska, W. F. & G.	11,446.00	Johnson, L. J. & C.	39,387.51	Kuzyk & Vroslon Construction Ltd.	23,349.53
I. & S. Produce Ltd.	37,654.49	Johnson, Mrs. M. A.	24,660.00	La Fleche Bros. Ltd.	33,906.50
I. B. M. Canada Ltd.	882,874.52	Johnson, P. K., G. L. & S. A. E.	14,000.00	Lac La Biche Mercantile	13,672.17
I. G. A. Store	17,024.71	Johnston Drugs Ponoka Ltd.	13,018.71	Lac La Biche Rexall Drugs	77,879.26
I. H. S. Film Production Service Ltd.	11,115.51	Johnston, C. Oilfield Construction	27,106.56	Lac La Biche School Division No. 51	209,842.43
Ideal Brass & Plating Co.	31,737.25	Johnston, L.	11,598.00	Lacey, M. Construction Ltd.	192,708.90
Immanuel Motors Ltd.	24,804.96	Johnston, M. T.	15,456.00	Lacombe Christian School	25,075.00
Immanuel Christian School	49,769.00	Johnson, Mrs. A.	14,000.00	Lacombe Nurseries	19,259.40
Imperial Center No. 017	12,050.96	Johnstone, Dr. W. A.	12,056.00	Lacombe Seventh Day Adventist Home School	11,687.00
Imperial Drug 1962 Ltd.	19,454.97	Jones, S. R.	18,407.74	Lakeview Shopping Lac La Biche	33,534.99
Imperial Lumber Co. Ltd.	37,243.07	Joanson, M.	12,090.00	Lamb, E. F., B. D. & M. F. Executors	31,655.91
Imperial Oil Ltd.	2,850,711.07	Jordan, V. B. Executrix	10,256.70	Lamb, F. W. & Sons Ltd.	199,842.47
Imperial Optical Co. Ltd.	57,696.35	Joyce Construction Co. Ltd.	17,499.46	Lambert Trucking Ltd.	12,969.60
Imperial School Desks Ltd.	14,538.85	Juneau, I.	11,755.15	Lamoureux Children's Home	42,408.00
Imperial Tobacco Sales Ltd.	45,791.08	Kalan, D. C. & Son Construction Ltd.	14,507.97	Lane Trailer Sales 1964 Ltd.	12,751.40
				Lanes Drug Ltd.	10,533.75
				Langevin, Mrs. L.	10,755.30
				Langis Foods Ltd.	15,175.66
				Larson, V.	20,400.00
				Larue, A. S.	16,850.00
				Laschuk, N. P.	30,099.74



## STATEMENT No. 289—Continued

NAME	AMOUNT	NAME	AMOUNT	NAME	AMOUNT
Law Society of Alberta ..\$	931,984.40	M. C. M. Excavators Ltd.\$	65,646.14	McEwen, H. B. & Black,	
Lawson, K. L. Estate of ..	105,518.15	M. E. L. Construction		G. L. Executors ..\$	12,631.71
Lawson, M. E. ....	10,839.04	Ltd. ....	5,185,149.20	McFarlen, J. ....	35,183.76
Leach, W. ....	11,779.46	Mac Asphalt & Plastics		McGavin Toastmaster	
Leavitt, C. A. P. ....		Ltd. ....	13,890.19	Ltd. ....	32,752.68
Construction Ltd. ....	21,259.34	Macbeth Construction Ltd.	42,446.50	McGraw Hill Publications	432,692.41
Leavitt, G. Construction ..	37,812.80	MacCoshams Van Lines ..	15,138.61	McGregor Johanson	
Leduc Construction Co.		Macdonald, H. ....		Contracting Ltd. ....	362,935.06
Ltd. ....	816,912.39	Construction ..	15,308.48	McGregor, J. S. ....	10,153.50
Leduc Strathcona Health		Macdonald, J. A. ....		McIntosh, Workun &	
Unit ..	98,476.29	Architect Ltd. ....	30,622.23	Chernenko Architects	
Lees Construction Ltd. ....	84,284.92	Macdonalds Consolidated		Ltd. ....	110,492.50
Lenrice Engineering Ltd.	64,994.98	Ltd. ....	271,646.12	McIntyre Porcupine Mines	
Leonard Triangle Drug		Macdonell, C. B. ....	16,190.99	Ltd. ....	103,232.66
Ltd. ....	45,024.67	MacEwen, G. Community		McIntyre, D. A. ....	
Les Koch Mercury Sales		College ..	31,659.18	Construction Ltd. ....	15,673.72
Ltd. ....	48,726.25	Mad Air Ltd. ....	13,735.94	McKay, E., Lawson,	
Leslie, A. C. & Co. Ltd.	43,988.05	MacKenzie Drug Co. Ltd.		M. B. & Green, E.A.	
Lethbridge & District		No. 2 ..	23,642.50	McKeagans Academy	15,928.43
Exhibition ..	50,622.00	MacLab Enterprises Ltd. ..	35,184.34	Pharmacy Ltd. ....	10,847.23
Lethbridge Assn. for the		Macleods Ltd. ....	75,188.64	McKechnie Drugs Ltd. ....	10,720.18
Mentally Retarded ..	18,000.00	Maclin Motors Ltd. ....	15,098.63	McKee, Mrs. K. ....	10,495.00
Lethbridge Community		MacMillan Bloedel		McKinley & Taylor Ltd. ....	31,751.94
College ..	12,415.94	Packaging Ltd. ....	176,820.12	McKinnon, A. &	
Lethbridge Herald ..	13,820.65	MacMillan Co. of Canada	135,196.58	Associates Ltd. ....	13,171.00
Lethbridge Municipal		Ltd. ....		McKnight, A. & R. C.	
Library ..	25,000.00	MacMillan Construction		Executors ..	184,584.53
Lethbridge Northern		Peace River Ltd. ....	58,322.78	McLennan Drug Store ..	13,138.43
Irrigation District ..	126,711.15	MacPherson, Dr. A. D. ....	12,966.00	McLennan, M. E. ....	
Lethbridge R.C.S.S.D.		Madison Development		Executrix ..	15,792.89
No. 9 ..	16,499.96	Corp. Ltd. ....	66,453.26	McLeod & Ferner	27,330.83
Lethbridge School		Magera, F. ....	14,302.60	McLeod, A. W. ....	16,183.04
District No. 51 ..	188,971.70	Magrath Irrigation		McLeod, D. M. &	
Lett, D. ....	11,403.97	District ..	11,305.65	Associates ..	26,486.69
Lett, H. ....	33,694.87	Mah, W. ....	45,000.00	McLeod, G. J. Ltd. ....	12,424.28
Letts, N. & Fonting, R.		Malanowich, W. ....	14,434.73	McLeod, R. & Hewson, L.	20,055.16
Executors ..	11,025.74	Malkin & Pinton		McLeod, Young, Weir,	
Levitt Safety Ltd. ....	13,015.02	Industrial Supplies Ltd.	68,632.47	& Co. Ltd. ....	17,263.70
Lewis, R. M. ....	12,000.00	Mallett Contracting Co.		McMahon, W. G. Ltd. ....	35,785.75
Liberty Airways Ltd. ....	32,531.85	Ltd. ....	548,306.50	McMillan, H. ....	17,065.83
Lifair International Ltd.	70,181.10	Mals Pharmacy Ltd. ....	13,086.32	McMullen Construction	
Light Centre Edmonton		Mamczasz Bridge		Ltd. ....	28,644.42
Ltd. ....	14,199.43	Construction ..	51,594.64	McMurray Homes Ltd. ....	31,500.00
Lilydale Poultry Sales		Mangold, R. ....	16,381.90	McNeil Laboratories	
Lincoln Electric Co. of		Manitoba Bridge &		Canada Ltd. ....	30,879.05
Canada Ltd. ....	11,336.38	Engineering Works	54,423.40	McRee, S. ....	15,798.54
Lindahls Supermarket Ltd.	10,124.15	Manley Cowsey &		Mechanics Supply Co.	
Linden Egg Sales ..	17,578.86	Vickerson ..	16,443.51	Ltd. ....	17,389.62
Lindsey, C. H. ....	11,068.95	Mann Construction Ltd. ....	13,354.54	Medical Arts Prescription	
Line Loppers Ltd. ....	44,390.18	Manning Drug Ltd. ....	17,368.43	Pharmacy ..	13,606.88
Linford Foods Ltd. ....	20,729.42	Mansueto Display		Medical Centre Drugs ..	14,875.68
Liquid Carbonic Canadian		Associates ..	11,165.00	Medical Centre	
Corp. Ltd. ....	24,464.29	Marathon Realty Co. Ltd.	66,322.65	Physiotherapy ..	12,237.75
Little Buffalo Lake		Marcel Didier Canada		Medical Centre Ponoka	12,832.30
Co-op. Assn. ....	65,120.00	Ltd. ....	28,823.87	Lethbridge Ltd.	29,437.70
Little, J. B. & Sons Ltd.	12,105.84	Marine, R. & L. Co. Ltd.	10,943.40	Medical Services Alberta	
Livenspire, G. & R. ....	25,275.00	Market Drugs Ltd. ....	54,557.60	Incorporated ..	120,075.00
Lloyd Bag Co. Ltd. ....	10,144.53	Marlboro Logging &		Medicine Hat & Dist.	
Lloydminster Assn. for the		Slashing Co-op. Ltd. ....	34,041.13	Assoc. for Retarded	
Mentally Retarded ..	18,806.00	Marsh Head Construction		Children ..	27,000.00
Lloydminster Recreation		Ltd. ....	111,498.16	Medicine Hat Co-op. Ltd.	14,799.97
Board ..	17,924.00	Marshall Drugs Ltd. ....	25,695.10	Medicine Hat Exhibition	
Lloydminster School		Marshall, E. A. ....	13,432.10	& Stampede Co. Ltd. ..	30,000.00
District No. 1753 ..	32,210.54	Marshall Wells Ltd. ....	161,384.50	Medicine Hat Health	
Loblaws Groceries Co.		Mayralls Centre ..	208,970.62	Unit ..	106,996.18
Ltd. ....	596,839.78	Materials Testing		Medicine Hat Junior	
Long, J. W. & Associates	163,296.51	Laboratories Ltd. ....	41,384.90	College ..	172,007.99
Longmans Canada Ltd. ....	107,696.21	Mathew & Co. Ltd. ....	164,680.04	Medicine Hat Municipal	
Longs Drug Store Ltd. ....	11,329.14	Maurer, E. ....	10,551.83	Library ..	12,570.00
Longs Grocery ..	13,087.31	Mayer, J. & Sons Ltd. ....	75,000.00	Medicine Hat R.C.S.S.D.	
Loomis Armored Car		Mayfair Drug ..	35,978.00	No. 21 ..	12,860.19
Service ..	10,148.09	Mayfair I. G. A. ....	42,169.97	Medicine Hat School	
Lorenz Construction Ltd.	53,177.17	Maynard, D. Construction		Division No. 4 ..	14,455.53
Loveseth Ltd. ....	50,546.09	Ltd. ....	1,312,780.87	Medicine Hat School	
Lovick, J. Ltd. ....	250,223.15	Mazurek, W. ....	10,617.85	District No. 76 ..	163,310.11
Lovsins, I. G. A. ....	43,687.59	Mc & Mc Meta & Services	17,837.64	Meen, D. J. & Mrs.	25,084.32
Loyek Construction Co.		McBain Camera Specialty		Melton Property	
Ltd. ....	59,564.90	Ltd. ....	57,816.95	Management ..	17,507.67
Lubarsky Construction		McBride Lumber &		Memorex Canada Ltd. ....	19,639.50
Ltd. ....	22,127.80	Building Supplies Ltd.	41,169.84	Merck Sharpe & Dohme	
Ludwig Const. Co. Ltd. ....	41,984.48	McBride, A. Executrix ..	44,882.50	of Canada Ltd. ....	30,368.55
Ludwig, G. Ltd. ....	447,460.02	McCoy Bros. Ltd. ....	33,223.59	Merco Wholesale Ltd. ....	37,519.55
Luehr, P. D. Executor ..	11,111.80	McCullough, W. ....	43,455.31	Mercury Flights Ltd. ....	166,169.11
Lukes Drug Stores Ltd. ....	10,382.35	McDaniel, F. J. Ltd. ....	34,328.12	Merlund Laboratories Ltd.	14,180.97
Lurie & Neufeld ..	11,548.10	McDermott, W. W. ....	13,720.00	Merner Motors Ltd. ....	120,000.00
Lust, A. & Sureman,		McDiarmid, R. G. ....	10,644.29		
D. Executors ..	20,866.63	McDonald, C. & Co. ....	19,740.00		
M. & B. Contractors Ltd.	70,071.69	McDonald, J. B. & Son	23,464.17		
M. & M. Construction		McDonalds Drugs Ltd. ....	19,054.90		
Ltd. ....	99,471.70	McDougall House ..	30,062.43		

## STATEMENT No. 289—Continued

NAME	AMOUNT	NAME	AMOUNT	NAME	AMOUNT
Metal Fabricators & Roofing Ltd. .... \$	22,348.69	Pincher Creek No. 9 . \$	148,706.03	Northern Alberta Limb Co. Ltd. .... \$	19,040.34
Metis Assn. of Alberta .....	295,293.61	Prcvost No. 52 .....	176,692.49	Northern Alberta Railways Co. ....	54,372.23
Metis Regional Council .....	11,000.00	Rockyview No. 44 .....	419,694.04	Northern Asbestos & Building Supplies Ltd.	26,901.58
Metropolitan Edmonton Educational Television Assn. ....	293,871.95	Smoky River No. 130 .....	237,159.05	Northern Drug Co. ....	10,954.09
Metropolitan Printing Co. Ltd. ....	91,841.39	Spirit River No. 133 .....	53,730.55	Northern Electric Co. ....	125,655.61
Metropolitan Stores of Canada Ltd. ....	27,220.60	Starland No. 47 .....	210,086.69	Northern Hydraulics & Air Equipment Ltd. ....	20,013.67
Michels Water Soil Service .....	11,727.03	Sturgeon No. 90 .....	378,884.18	Northern Life Assurance Co. of Canada .....	148,147.20
Mid West Property Management Ltd. ....	14,773.50	Taber No. 14 .....	268,715.60	Northern Pharmacy Ltd. ....	14,261.55
Midwest Drugs Ltd. ....	16,475.43	Wainwright No. 61 .....	228,370.37	Northern Reforestation Ltd. ....	30,447.00
Midwest Surveys Co. Ltd. ....	31,166.09	Westlock No. 92 .....	332,637.07	Northland School Division No. 61 .....	637,218.54
Mill City Holdings Ltd. ....	11,972.43	Willow Creek No. 26 .....	239,655.37	Northland Utilities Ltd. ....	549,848.62
Miller Bros. Construction Ltd. ....	10,177.50	Munzel, Thorkelson, Gordon & Mangold Architects Ltd. ....	135,551.15	Northwest Color Laboratories Ltd. ....	12,024.10
Miller Mours Ltd. ....	29,503.02	Murdock, D. ....	12,640.00	Northwest Drug Co. Ltd. ....	54,935.71
Miller Rexall Drugs .....	30,528.97	Murly Holding Co. ....	11,043.96	Northwest Jet Drives Ltd. ....	18,798.68
Miller Stationers Ltd. ....	229,597.01	Myros Pharmacy .....	15,492.72	Northwest Polyrama 1969 Ltd. ....	13,745.11
Miller, E. Sales & Rentals Ltd. ....	53,893.25	N. & G. Construction Ltd. ....	17,514.69	Northwestern Utilities Ltd. ....	3,445,544.23
Miller, F. Construction .....	53,701.15	Nabob Foods Ltd. ....	102,442.49	Northwood Contractors Ltd. ....	14,530.60
Millican, H. S. ....	12,254.49	Nadeau, G. G. ....	11,460.21	Norton, E. Construction Ltd. ....	20,054.90
Mills, E. M. ....	11,951.13	Napi Friendship Assn. ....	10,833.33	Norton, S. W. Executor .....	36,921.19
Mills, R. M. & Sukut, W. M. Executives .....	30,556.41	Napper, Mrs. M. ....	10,405.00	Norwood Foundry Ltd. ....	15,171.68
Milne, Mrs. D. L. ....	16,903.45	Nason, M. R. ....	10,114.75	Noulet, P. A. & I. E. ....	30,000.00
Milner Bldg. ....	20,216.67	Construction Ltd. ....	10,114.75	Noyen Construction Ltd. ....	65,331.20
Mimburn Vermilion Health Unit .....	77,246.47	National Cash Register Co. of Canada Ltd. ....	29,987.87	Nu Way Land Breaking .....	42,972.65
Miner Co. Ltd. ....	17,023.45	National Concrete Block Co. Ltd. ....	17,522.64	Nu West Development Corp. Ltd. ....	14,566.91
Minnesota Mining & Manufacturing of Canada Ltd. ....	349,571.64	National Electronic Agencies Ltd. ....	28,897.85	O'Brien Lumber Co. Ltd. ....	11,044.12
Mino, D. & Mrs. ....	10,395.00	National Trust Co. Ltd. ....	656,729.31	O'Brien, C. C. ....	12,000.00
Minor, Mrs. M. L. ....	10,834.98	Native Counselling Service of Alberta .....	41,372.78	O'Brien, C. C. ....	43,091.60
Misstrin Home Services .....	16,369.47	Native Court Workers Service .....	151,700.00	O'Hanlon Paving Ltd. ....	23,192.92
Mismat Corp. Ltd. ....	41,228.06	Native Friendship Society of Southern Alberta .....	10,833.33	O'Meara Lodge .....	35,647.18
Mission Pharmacy .....	15,302.26	Nathob Foods Ltd. ....	102,442.49	O. K. Economy Stores Ltd. ....	44,803.07
Mitchell, E. K. Executrix .....	31,287.22	Navajo Metals Ltd. ....	12,205.00	Oakhill Foundation .....	52,966.80
Mitchell, R. H. ....	60,848.06	Nelson Lumber Co. Ltd. ....	61,816.64	Oastrom, A. ....	40,100.11
Mitchells Drug Store Ltd. ....	14,681.12	Nelson, E. Construction Ltd. ....	194,262.19	Office Specialty Ltd. ....	178,708.28
Modern Building Cleaning .....	40,380.92	Nelson, T. & Sons Canada Ltd. ....	137,841.24	Okanagan Helicopters Ltd. ....	54,307.60
Moncrief Montgomery & Associates Ltd. ....	16,008.28	Neville World Travel Service Ltd. ....	19,660.82	Olin Corp. ....	18,943.36
Monroe International of Canada Ltd. ....	23,527.13	New West Construction Co. Ltd. ....	717,720.14	Oliver Industrial Supply Co. Ltd. ....	75,925.91
Montgomery Elevator Co. Ltd. ....	29,025.00	Newman, H. & McClary, J. P. Executors .....	31,382.23	Olivetti Canada Ltd. ....	92,188.02
Montreal Engineering Co. Ltd. ....	32,255.84	Newsom Sales Ltd. ....	22,988.31	Olsen Equipment Ltd. ....	10,693.46
Montreal Trust Co. ....	25,702.94	Nickoliachuk, M. ....	20,625.16	Olson Contractors Ltd. ....	159,640.13
Moody Construction Ltd. ....	40,365.73	Nickoliachuk, P. ....	12,952.11	One Hundred Ave. Building Ltd. ....	132,194.92
Moore Business Forms Ltd. ....	103,122.40	Nikiforuk Construction Ltd. ....	52,418.10	Ontario School for the Blind .....	41,509.11
Moore Foodmaster .....	28,486.46	Nikko Management .....	13,538.09	Orbanski, R. ....	20,741.70
Moosehorn Market Ltd. ....	19,831.68	Nilson, T. T. ....	46,241.78	Osberg, P. ....	24,365.00
Moreland Latchford Productions Ltd. ....	17,224.15	Nodwell Brothers Ltd. ....	485,109.61	Osborne Bros. Land & Property Ltd. ....	12,649.31
Morgan, R. D. & Way, D. V. ....	15,895.33	Nolan Drug Store .....	14,592.56	Osco Engineering Ltd. ....	14,369.00
Moriarty-Henderson Lee & Associates .....	16,861.76	Nor Draft Reprographics Ltd. ....	76,225.96	Ostertag, C. ....	17,381.94
Morison, W. & D. ....	29,380.00	Noralta Flights Ltd. ....	13,539.50	Owen Construction Ltd. ....	11,726.01
Morton Chemical Co. ....	112,001.46	Norbury, D. & L. ....	30,311.92	Owen, L. A. ....	21,000.00
Motor Vehicle Accident Claims Fund .....	200,000.00	Norcan Air .....	349,483.04	Oxford Leaseholds Co. Ltd. ....	104,636.19
Motz Jacob .....	16,930.00	Nordegg School District No. 3211 .....	27,675.01	Oxford University Press .....	24,680.67
Moulson, J. A. ....	1,101,681.54	Norman Wade Co. Ltd. ....	34,886.35	P.A.R.D. Associates Ltd. ....	16,446.78
Mount Royal Junior College .....	35,143.28	North American Business Equipment Ltd. ....	11,222.49	P. K. Construction Ltd. ....	84,413.27
Mount View Health Unit .....	81,462.19	North American Road Ltd. ....	726,221.40	P. W. L. Importers Ltd. ....	12,062.36
Moyer Division Vilas Industries Ltd. ....	18,830.54	North Eastern Alberta Health Unit .....	93,785.64	Paar Industrial Electronics Ltd. ....	11,548.23
Mulloy, J., Trainor, F. & Moodie, M. E. ....	14,019.78	North West Industrial Products .....	24,671.39	Pac Construction .....	136,906.68
Mumford Medland Ltd. ....	17,544.68	North West Inspection Service Ltd. ....	15,034.25	Pachmowski, Mrs. J. ....	14,495.00
Municipal Districts: Acadia No. 34 .....	44,778.64	North West Motors Red Deer Ltd. ....	37,689.26	Pacific Petroleum Ltd. ....	692,062.15
Bonnyville No. 87 .....	231,780.79	North West Survey Corp. Yukon Ltd. ....	34,186.16	Pacific Western Airlines Ltd. ....	132,108.63
Cardston No. 6 .....	176,729.90	North West Tent & Awning Co. Ltd. ....	40,057.63	Pack, W. W. ....	13,989.72
Fairview No. 136 .....	77,733.48	North Western Pulp & Paper Ltd. ....	16,281.58	Paddon Hughes Development Co. Ltd. ....	33,462.87
Foothills No. 31 .....	256,095.46	Northcott Lodge .....	44,034.61	Page, V. ....	20,284.65
Kneehill No. 48 .....	389,770.42	Northeast Water Board .....	114,233.26	Palm Dairies Ltd. ....	46,162.77
Peace River No. 135 .....	198,189.92	Northern Alberta Dairy Pool Ltd. ....	65,724.87	Panar, D. & Associates Engineering Ltd. ....	19,456.44

## STATEMENT No. 289—Continued

NAME	AMOUNT	NAME	AMOUNT	NAME	AMOUNT
Parenteau, M. J. & J. ....\$	11,010.00	Point Three Project		Raymond Irrigation	
Park Bros. Ltd. ....	373,482.37	Rod West .....\$	20,174.16	District .....\$	28,956.30
Parkdale Pharmacy		Polaris Construction Ltd.	28,000.00	Raymond Pharmacy Ltd.	11,650.73
Edmonton Ltd. ....	18,108.33	Ponton River Construction	11,667.30	Rays Tom Boy Store ....	14,841.74
Parke Davis & Co. Ltd.	15,497.49	Poole Construction		Red & White Stores Ltd.	22,184.01
Parkland Regional Library	54,976.40	Co. Ltd. ....	2,458,018.81	Red Deer Co-op. ....	19,456.33
Paroisse St. Joachim	33,300.00	Poole Engineering		Red Deer College ....	10,909.51
Parsons Clinic ....	10,382.40	1958 Ltd. ....	2,013,129.32	Red Deer Exhibition	
Parsons, R. M.		Popowicz, M. Estate of ..	60,551.23	Assn. ....	50,000.00
Construction of		Population Research		Red Deer Health Unit ..	129,020.69
Canada Ltd. ....	89,148.15	Associates	11,192.94	Red Deer Municipal	
Partition Systems Calgary		Porta Built Industries		Library ....	12,500.00
Ltd. ....	14,658.80	Ltd. Edmonton ..	44,235.88	Red Deer Public School	
Pashko, W. V. ....	12,815.52	Poulenc Ltd. ....	58,536.27	District No. 104 .....	151,711.66
Pastuzyk L. ....	29,000.00	Pouliot, D. ....	11,885.00	Redfern, C. W.,	
Patco Construction Ltd.	50,242.25	Pounder Emulsions		Davidson, W. P. &	
Pawluk, J. ....	11,046.41	Alberta Ltd. ....	427,473.34	Canada Trust Co. ....	73,161.14
Pe Ta Pun. ....	200,657.75	Powell Construction Ltd.	86,373.66	Redwood Transport Ltd..	21,111.63
Peace Air Ltd. ....	62,299.84	Power Electric &	10,270.97	Reed, H. J. & Mrs. ....	20,069.00
Peace River Health		Equipment Co. Ltd. ....	52,128.24	Refrigerative Supply Ltd.	15,142.32
Unit No. 21 ....	113,509.98	Prairie Bible Institute ..	17,407.08	Regent Distributing Co.	
Peace River Livestock		Prairie Ditching Co.		Ltd. ....	10,803.55
Co-op. Ltd. ....	30,253.27	Prairie Welding Services		Reggin Industries Ltd. ..	10,921.56
Peace River School		Ltd. ....	22,370.62	Rehabilitation Society	
Division No. 10 .....	51,172.88	Pratt, P. W. Estate of ..	12,544.29	of Calgary .....	75,110.70
Pearson, C. A. ....	11,847.50	Pref Construction Ltd. ....	47,475.71	Rehn, J. ....	19,950.83
Pearsons Construction	29,701.69	Premier Metal Building		Reich, A. ....	11,213.03
Pecharsky Contracting		Sales Ltd. ....	18,250.00	Reids Grocery &	
1964 Ltd. ....	14,748.13	Prentice Hall of		Hardware Ltd. ....	56,156.33
Pedersen, B. ....	13,723.08	Canada Ltd. ....	297,873.65	Reliable Printing Co. Ltd.	107,441.08
Pedersen, E. ....	10,048.32	Price, E. H. Alberta Ltd.	25,189.25	Reliance Electric Ltd. ....	44,595.00
Pedlar People Ltd. ....	21,349.65	Prichuk, S. ....	22,386.26	Reliance Storage &	
Peerless Carbon &		Princess Drug Co. Ltd. ....	17,137.17	Cartage Co. Ltd. ....	35,669.32
Ribbon Co. of		Printing Papers Ltd. ....	10,702.96	Remai Construction Co.	
Manitoba Ltd. ....	31,504.40	Pritchard, J. M.,		1971 Ltd. ....	20,821.00
Peerless Wood Preservers		Medhurst, D. H. &		Remco Management .....	15,898.20
Ltd. ....	16,352.31	Canada Trust Co. ....	35,694.20	Renaud, R. A. & Renaud,	
Pehrson, P. O. Executor		Prodor, E. ....	16,510.00	P. E. Executors .....	10,590.06
Pembina Drug Co. Ltd.	10,798.66	Progress Clothing Ltd. ....	14,351.16	Renewable Resources	
Pembina Sand & Gravel		Progress Electric Ltd. ....	80,563.00	Consulting Services Ltd.	73,515.31
Ltd. ....	86,567.31	Progressive Foods Ltd. ....	23,576.19	Renfrew Chrysler	
Penman Agencies Ltd.	23,342.89	Providence Day Care		Plymouth Ltd. ....	14,641.24
Penner, A. & F. D.		Centre ....	96,631.12	Rentway Canada Ltd. ....	31,017.46
Executors ....	16,082.42	Provincial Judges Court		Repp, A. & A. Executors.	19,883.87
Penvest Service Ltd. ....	32,660.00	& Remand Centre Acct.	5,500,000.00	Revelstoke Building	
Percival Machinery &		Provincial Treasurer:		Materials Ltd. ....	31,253.43
Supply Ltd. ....	109,211.54	Dept. of Advanced		Revelstoke Transit Mix ..	37,774.31
Percival, C. C. M. ....	17,527.28	Education ....	519,953.85	Rex Properties Ltd. ....	232,920.15
Perini, T. ....	12,384.00	Dept. of Agriculture ....	1,401,399.85	Reynolds Manufacturing	
Perkin, E. Canada Ltd.	37,633.15	Dept. of Attorney		Co. Ltd. ....	107,892.11
Perlynn Construction Ltd.	234,461.09	General ....	545,369.70	Reynolds, D. V. &	
Perma Crete Precast		Dept. of Culture,		Quimet, A. ....	19,728.00
Concrete Products Ltd.	10,835.00	Youth & Recreation	32,290.64	Rheem Canada Ltd. ....	19,125.34
Perrotta Brothers .....	12,647.11	Dept. of Education ....	202,143,163.19	Rhodes Vaughan Steel	
Persona Care Ltd. ....	243,865.32	Dept. of Executive		Ltd. ....	42,847.7
Peter Kiewit Sons Co.		Council ....	11,744.54	Richardson Bros.	
of Canada Ltd. ....	2,344,335.89	Dept. of Health &		Olds Ltd. ....	65,456.31
Peters, Mrs. M. H. ....	206,086.98	Social Development .....	40,481,191.44	Richardson, Mrs. J.	
Petro Chemical		Dept. of Highways &	12,230,659.18	Richardson, Mrs. P.	12,933.4
Buildings Ltd. ....	15,570.72	Transport ....	183,585.20	Richfield Real Estate Ltd.	66,825.00
Petrogas Processing Ltd.	19,725.01	Dept. of Industry &		Ricketts Evers Barrass	
Petroleum Recovery		Tourism ....	18,202.33	Simpson Ltd. ....	10,033.3
Research Institute .....	100,000.00	Dept. of Labour .....	18,202.33	Rigney, W. F. & M. ....	17,731.00
Pfizer Co. Ltd. ....	17,208.73	Dept. of Lands &		Rileys Data Share	
Philips Electronics		Forests ....	743,900.11	International Ltd. ....	54,151.7
Industries Ltd. ....	54,372.96	Dept. of Municipal		Ringbinder & Vinyl	
Philips, M. D. Estate of	26,040.66	Affairs ....	40,537,254.65	Products Western Ltd.	14,659.93
Phoenix Press Co. Ltd.	55,353.76	Dept. of Public Works	2,435,920.76	Rispler, M. Executrix .....	41,103.2
Picker X-ray Engineering		Dept. of Treasury	7,873,332.29	Ritter Pfaulder Canada	
Ltd. ....	16,293.13	Pruden General Store Ltd.	10,587.71	Ltd. ....	13,773.9
Pillsbury Canada Ltd.	18,433.47	Public Drug Ltd. ....	14,013.10	Rivercrest Lodge .....	38,476.6
Pincher Creek Regional		Purity Dairy Ltd. ....	56,591.55	Roadway Trailers Ltd. ....	62,943.3
Recreation Board .....	15,081.00	Purves Ritchie Ltd. ....	13,187.60	Robb Bros. ....	22,778.4
Pincher Creek School		Pyrene Canada Ltd. ....	11,275.66	Robert Morse Corp. Ltd.	57,803.2
Division No. 29 .....	35,070.34	Quadra Steel Ltd. ....	13,845.98	Robert Rhein Construction	22,934.7
Pinckston, D. L. ....	13,197.40	Queen City Meat Supply		Robertson, I. Ltd. ....	59,083.7
Pine Creek Construction		Ltd. ....	20,523.37	Robin Flood Flour	
Ltd. ....	32,519.10	R. & M. Chemicals Ltd.	34,696.71	Mills Ltd. ....	17,128.7
Pinecrest Poultry Sales		R. C. C. Ltd. ....	28,525.00	Robinson Store	17,358.1
Pioneer Bus & Body Ltd.	16,262.59	R. G. O. Office		High Prairie .....	21,157.3
Pioneer Machinery		Furnishings Ltd. ....	76,255.17	Robinson, W. V. ....	12,319.8
Rentals Ltd. ....	395,695.58	Rachynski, J. ....	16,690.00	Rocky Mountain	
Pipe Line Contractors		Rainbow Food &		Helicopters Ltd. ....	63,571.0
Assn. of Canada .....	17,730.75	Clothing ....	17,477.28	Rocky Mountain I.G.A. ....	19,210.1
Pitney Bowes of		Ralston, A. ....	10,745.00	Rocky Mountain	
Canada Ltd. ....	31,043.33	Ranson Photographers		School Division No. 15	31,547.7
Plains Western Gas &		Ltd. ....	10,441.00	Rocky Wood Preservers .....	21,583.0
Electric Co. Ltd. ....	207,337.87	Ras Dam Construction			
Plamondon Mercantile		Ltd. ....	22,288.00		
Co. Ltd. ....	16,185.10	Raskauskas, S. ....	29,520.44		
		Rat Creek Construction	15,631.22		



## STATEMENT No. 289—Continued

NAME	AMOUNT	NAME	AMOUNT	NAME	AMOUNT
Roe Construction Co. 1965 Ltd. ....	\$ 22,718.92	Sercon Contractors Ltd. ..	\$ 3,445,365.46	Social Orientation	
Roe, N. ....	16,839.02	Servant, A. & A. ....	18,260.00	Services Society .....\$	17,351.40
Roeleofs, K. ....	21,530.32	Seutter, A. ....	94,750.00	Society for the Prevention of Cruelty to Animals	48,000.00
Roi Drug Calder Ltd. ....	13,726.74	Seutter, L. ....	20,816.00	Solomon, E. ....	10,798.26
Rollier Construction Ltd. ....	12,264.33	Seymour, J. ....	11,454.18	Sonntag, Mrs. A. C. ....	10,055.00
Roof Top Engineering Ltd. ....	21,120.00	Shafwed, H. H. Holdings Ltd. ....	28,110.00	Soucy, I. ....	22,135.00
Roselle, J. C. ....	10,682.42	Shalapay Transport Ltd. ....	28,673.46	Souter, F. G. Executrix	26,329.94
Rosgen E. A. & R. M. Executrix	32,465.93	Shannon Construction Alberta Ltd. ....	718,415.02	South Lethbridge County Rec Board	30,624.78
Rosson, W. Construction Ltd. ....	29,136.78	Sharps Theatre Supplies Ltd. ....	36,898.25	South Side Auctions	13,762.00
Rothe, F. A. & L. T. Executrix	63,791.90	Shasta Farms Ltd. ....	21,160.00	South Side Woodwork Ltd. ....	15,135.00
Rothmans of Pall Mall Canada Ltd. ....	20,092.44	Shaw G. M. C. Trucks Ltd. ....	10,274.28	Southern Alta. Drilling Co. Ltd. ....	11,482.14
Rothney, M. & Neu, C. Executrix	56,269.05	Shaw S. W. Developers Ltd. ....	31,604.89	Space Optic Ltd. ....	56,021.74
Roy Henry Insurance Agency Ltd. ....	201,196.00	Sheehan & Wald Trucking	19,255.49	Spalding Hardware Ltd. ....	14,205.66
Royal Bank of Canada	265,915.28	Shesfys I.G.A. ....	10,346.03	Spartan Air Services Ltd. ....	25,275.00
Royal Canadian Legion	17,279.75	Shetel Holdings		Specialty Metal Crafts Ltd. ....	15,437.63
Royal Management Co. Ltd. ....	27,614.35	Red Deer Ltd. ....	15,234.55	Speedway Drugs Ltd. ....	13,061.39
Royal Sand & Gravel	14,675.47	Shelbrooke Homes	17,027.94	Speights Construction	78,239.86
Royal Securities Corp. Ltd. ....	182,018.47	Shell Canada Ltd. ....	454,649.06	Spencer, C. Executrix	19,923.88
Royal Trust Co. ....	692,258.94	Sheltered Workshop		Spenrath Construction Ltd. ....	27,823.16
Rudyks Construction Ltd. ....	44,737.10	Sherback, R. ....	12,100.00	Sperry Rand Canada Ltd. ....	48,063.86
Rumball, Dr. T. H. ....	12,812.90	Sherbrooke Lodge	23,995.60	Spevakow, R. B. ....	24,850.00
Rupertus, F. ....	13,406.09	Sherwin Williams Co. of Canada Ltd. ....	33,079.04	Spies Earth Construction Ltd. ....	53,556.43
Rural Education & Development Assn. ....	31,718.64	Shewchuk, J. ....	22,905.00	Spillios, A., N. & J. Executrix	14,075.89
Russell Food Equipment Ltd. ....	49,687.54	Shirley Helicopters Ltd. ....	11,701.00	Spirit River Drug Ltd. ....	15,488.47
Russell Hanson Contracting Ltd. ....	46,079.57	Shortred, Stainton, Enright & Stevens	75,000.00	Spirit River School Division No. 47	31,853.05
Rycroft Co-op. Assn. Ltd. ....	83,797.19	Shulko, N. G. ....	14,489.54	Sport Alta. ....	20,000.00
S. & S. Pharmacy Ltd. ....	10,587.15	Shuster, F. ....	11,715.00	Spotowski, B. ....	70,615.96
Saan Stores Ltd. ....	23,971.85	Sibbald Arms Ltd. ....	10,384.86	Sprague Drug Ltd. ....	33,122.14
Saddle Lake Centennial Development Assn. ....	17,000.00	Sibbald, C. L. ....		Sprecher Construction Ltd. ....	32,704.46
Safety Supply Co. ....	74,077.57	Agri-Business Ltd. ....	27,318.58	Square M. Construction Ltd. ....	67,010.75
Safeway Mobile Homes Sales Ltd. ....	33,760.54	Sibbald, W. & Sibbald, J. Executrix	46,593.68	Squibb, E. R. & Sons Ltd. ....	13,814.18
Sagittawa Friendship Society	10,588.33	Silverwood Dairies Ltd. ....	27,686.13	St. Alberta School District No. 3	22,546.37
Saint, E. ....	15,500.00	Simmons Contractors Ltd. ....	37,879.48	St. Alberta School District No. 6	34,103.60
Salvation Army	380,973.79	Simmons Ltd. ....	50,064.25	St. Laurent, L. P. ....	25,330.00
Salyda, Mrs. A. ....	12,995.00	Simpsons Sears Ltd. ....	94,815.88	St. Mary River Irrigation District	334,053.14
Sampert, H. W. ....	20,521.94	Simpson Maxwell	10,138.04	St. Marys Salesian Jr. High School	16,333.67
Sandoz Pharmaceuticals	67,366.12	Sinclair & Valentine Co. of Canada Ltd. ....	21,135.33	St. Matthews Lutheran School	17,953.00
Saracen Construction Ltd. ....	46,270.84	Sinclair Heating Supplies Ltd. ....	36,500.35	St. Paul & District Co-op. Assn. Ltd. ....	23,158.08
Sargent Welch Scientific of Canada Ltd. ....	21,531.70	Sinkevich, J. ....	21,870.00	St. Paul Drugs 1970 Ltd. ....	20,165.26
Savard, Mrs. L. ....	13,350.00	Sir Isaac Pitman Canada Ltd. ....	23,861.69	St. Paul I.G.A. ....	17,650.77
Save More Store		Sisco Scientific Ltd. ....	15,735.22	St. Paul Regional High School Dist. No. 1	29,693.37
Scharesholm	11,597.41	Sisters of our Lady of Charity	404,157.78	St. Paul School District No. 2228	26,993.10
Sawchuk, W. ....	159,827.31	Skinner, I. I. Executrix	11,301.80	Service Ltd. ....	19,448.53
Scandinavian Management Services Ltd. ....	22,389.71	Skocdopole Construction Ltd. ....	102,332.31	Staedler, J. S. Canada Ltd. ....	23,447.73
Schang, E. K. Cramer, J. H. & Montreal Trust Co. Executrix	31,384.25	Skoreyko Bros. ....	13,104.89	Stafford Edward	12,602.95
Schering Corp. Ltd. ....	42,886.39	Skwierchinski, M. & M. Slave Lake Developments Ltd. ....	22,200.00	Stafford Foods Ltd. ....	22,691.61
Schmidek, E. E. ....	23,808.18	Slupek, S. & Slupek, L. ....	21,261.50	Stafford, F. M. ....	16,795.62
Schmidt, D. Drilling Ltd. ....	19,009.60	Smalleys Electronic Ltd. ....	26,575.52	Stafford, K. R. ....	14,648.00
Schmitz, K. Dental Laboratory	11,178.80	Smigelski, P. ....	16,166.00	Staheli Construction Co. Ltd. ....	55,296.00
Schneider Instrument Co. ....	16,149.79	Smigorowsky, D. ....	10,738.01	Stan Byrt & Sons Ltd. ....	15,865.14
Schrock, C. Trucking	12,204.48	Smith Bros. & Wilson Ltd. ....	238,138.32	Standard General Construction	
Schuler Construction Ltd. ....	30,064.58	Smith Bros. Equipment Ltd. ....	25,166.43	International Ltd. ....	59,053.48
Science Research Associates Canada Ltd. ....	38,549.43	Smith Clinic	10,054.16	Standard Hospital Supply Ltd. ....	15,324.15
Scobey Construction Ltd. ....	14,708.35	Smith Construction	13,661.50	Stanley Associates Engineering Ltd. ....	85,030.85
Scobey, D. & Sons Co. Ltd. ....	19,253.81	Smith Davidson & Lecky Ltd. ....	198,777.64	Stanley, R. M. ....	18,414.38
Scota Spring & Steering Services Ltd. ....	15,966.64	Smith Kline & French	18,560.50	Sennard, R. C., A. J. & G. C. ....	26,695.00
Scott National Co. Ltd. ....	85,778.55	Smith, M. E. Executrix	17,283.88	Starland Recreation & Parks Board	16,909.00
Scott S. F. Manufacturing Co. Ltd. ....	11,715.93	Smith, N. L. Construction	16,959.75	Starman, L. V. ....	11,643.75
Curry Rainbow Oil Ltd. ....	96,946.20	Smiths Ambulance 1962 Ltd. ....	36,160.60	Steamships Forwarding Co. Ltd. ....	23,333.29
Sequin Construction Co. Ltd. ....	70,403.66	Smoky Lake Drug Store	14,502.76	Steed McLeod Construction Ltd. ....	24,243.81
Seis Test Drilling Ltd. ....	19,210.50	Smoky Lake Electric	24,542.00		
Sellers, J. ....	10,947.48	Smyke, J. E. & Royal Trust Co. ....	14,181.10		
Sepet, A. & A. ....	13,596.00	Snap On Tools of Canada Ltd. ....	10,331.64		
Seppola, L. H. ....	18,039.24	Snappy Business Forms Ltd. ....	11,340.66		
		Snowden, E. H. ....	10,102.58		

## STATEMENT No. 289—Continued

NAME	AMOUNT	NAME	AMOUNT	NAME	AMOUNT
Steel Brothers Canada Ltd. ....	\$ 18,645.02	Thompsons Fort McMurray Foods Ltd. ....	\$ 36,432.31	Ponoka .....	\$ 109,619.22
Steel Co. of Canada Ltd. ....	482,153.77	Thornhill Contractors Ltd. ....	17,440.75	Provost .....	35,567.11
Stellar Enterprises Ltd. ....	17,855.90	Three Hills School Division No. 60 .....	17,062.81	Rainbow Lake .....	2,062,054.41
Stephen, S. W. ....	19,648.27	Thriftway Pharmacy Ltd. ....	14,142.86	Raymond .....	52,234.89
Stephenson, J. R. Ltd. ....	11,892.32	Thunderstone Quarries Ltd. ....	13,000.00	Redcliff .....	49,765.76
Stettler School District No. 1475 .....	62,891.44	Tietzen, P. A. ....	11,200.00	Redwater .....	28,972.40
Stettler Supermarket Forest Lawn I.G.A. ....	22,464.44	Timberline Construction Hinton Ltd. ....	22,500.00	Rimby .....	30,286.71
Stevens Alberta Co. Ltd. ....	34,099.61	Time Airways Ltd. ....	28,493.15	Rocky Mountain House Sedgewick .....	109,145.41
Stewart Green Properties Ltd. ....	95,167.29	Time Business Machines Ltd. ....	57,470.46	Slave Lake .....	15,377.28
Stewart, Weir, Stewart, Watson & Heinrichs .....	69,637.05	Tkachyk, W. ....	20,618.85	Smoky Lake .....	542,239.84
Stone, R. L. ....	13,965.00	Toews, L. ....	16,002.03	Spirit River .....	26,499.67
Stong, C. ....	16,212.00	Tollestrup Construction Co. Ltd. ....	615,877.72	Spruce Grove .....	48,962.92
Stony Indian Band Council .....	17,243.55	Tom Boy Store McLennan Toethe, H. F. & Wray, K. Executive .....	14,508.94	St. Albert .....	37,751.14
Stony Plain Lac Ste. Anne Health Unit .....	74,657.34	Toronto Dominion Bank .....	10,080.37	St. Paul .....	266,914.70
Stork Diaper Service Alberta Ltd. ....	58,798.54	Toscano Flavic .....	12,016.28	Stettler .....	115,393.61
Storlee Color Lab Ltd. ....	10,296.84	Total Video Systems Alberta Ltd. ....	115,375.46	Stettler .....	85,128.17
Strachan, J. G. ....	16,338.45	Touche Ross & Co. ....	31,806.57	Stony Plain .....	51,196.96
Strathcona Tweedsmuir School .....	41,630.43	Towns: .....		Strathmore .....	28,634.17
Strong, Lamb, & Nelson Edmonton Ltd. ....	132,031.43	Athabasca .....	89,912.87	Sundre .....	33,265.58
Stuart Bailey Drug Co. Ltd. ....	25,663.84	Barrhead .....	70,621.82	Sylvan Lake .....	45,658.57
Sturgeon Health Unit Sturgeon School Division No. 24 .....	112,930.58	Bashaw .....	19,382.68	Taber .....	122,642.73
Style Properties .....	56,082.72	Bassano .....	32,035.03	Three Hills .....	42,675.07
Suburban Superdrug Ltd. Summerfield, J. & McDonald, G. ....	11,665.94	Beaverlodge Black Diamond .....	25,239.02	Tofield .....	24,479.17
Sundre Contracting Co. Ltd. ....	64,740.30	Blairmore .....	59,618.88	Trochu .....	18,991.62
Super S Drugs Ltd. ....	17,677.80	Bonnyville .....	27,145.67	Two Hills .....	29,057.35
Supercrete Ltd. ....	279,217.10	Bow Island .....	69,896.47	Valleyview .....	31,567.03
Superior Envelopes Ltd. ....	11,665.49	Brooks .....	15,066.33	Vauxhall .....	17,168.24
Superior Steel Desk Manufacturing Co. Ltd. ....	342,143.63	Calmar .....	35,123.16	Vegreville .....	169,365.31
Swanson, A. ....	14,724.89	Canmore .....	82,279.78	Vermilion .....	80,864.77
Swift Canadian Co. Ltd. ....	99,023.91	Cardston .....	13,268.91	Viking .....	27,861.59
Switzer, H. A. & Co. Ltd. ....	10,518.88	Carstairs .....	36,742.46	Vulcan .....	31,281.66
Sylvester Publications Ltd. ....	58,250.00	Castor .....	89,042.54	Wainwright .....	86,929.62
Systems Research Ltd. ....	19,980.00	Claresholm .....	89,738.91	Whitecourt .....	41,473.17
T. C. Reinforcing Ltd. ....	91,996.45	Coadale .....	16,388.16	Trail Investments Ltd. ....	42,469.76
T. P. L. Industries Ltd. ....	247,887.64	Cochrane .....	21,418.35	Trane Co. of Canada Ltd. ....	14,023.24
T. R. Services Ltd. ....	12,974.60	Cold Lake .....	38,955.37	Trans Alberta Construction Ltd. ....	15,023.41
Taber Irrigation District .....	87,135.66	Coleman .....	27,634.36	Travel Industry Assn. of Alberta .....	25,193.80
Taber School Division No. 6 .....	25,625.21	Coronation .....	14,618.76	Treasury Branches of Canada Ltd. ....	606,371.88
Taje, Mrs. M. ....	25,113.00	Daysland .....	41,037.25	Treck Photographic of Canada Ltd. ....	74,950.03
Tanguay, J. E. & Mrs. ....	26,324.00	Devon .....	39,899.51	Tredger Drug Co. ....	12,978.29
Tarapaski Construction Ltd. ....	175,855.29	Didsbury .....	72,595.03	Triangle Steel Fabricators Ltd. ....	21,612.00
Taylor, Pearson, & Carson Ltd. ....	57,251.36	Drayton Valley .....	13,779.89	Trout Lodge .....	10,546.30
Taylor's I.G.A. ....	12,087.45	Edville .....	91,003.99	Trudeau, B. J. ....	11,190.19
Teachers Retirement Fund .....	5,138,657.95	Elk Point .....	19,316.69	Trudeau, L. A. ....	11,611.88
Team Products .....	35,000.00	Fairview .....	115,633.72	Tucker, W. J. ....	16,783.42
Tebbutt, D. M. ....	10,115.60	Falher .....	28,755.87	Turnbull Motors Ltd. ....	16,499.08
Technicon International of Canada Ltd. ....	19,642.81	Fort Macleod .....	101,370.66	Twin Bridges Sand & Gravel 1960 Ltd. ....	218,193.71
Tektronix Canada Ltd. ....	35,462.67	Fort McMurray .....	253,477.43	Twin Lake Construction Ltd. ....	81,060.41
Telstar Drug .....	18,777.27	Fort Saskatchewan .....	150,176.34	Tyschuk, J. ....	10,103.88
Tempo School .....	11,240.00	Fox Creek .....	130,460.60	Ubertino, R. & D. ....	32,163.28
Tennant, C. & Co. Canada Ltd. ....	40,417.63	Gleichen .....	23,025.52	Ulaniki, R. Construction Ltd. ....	19,691.93
Tercier Motors Ltd. ....	44,044.32	Grand Cache .....	94,816.63	Underwood, McEellan, & Associates Ltd. ....	329,402.28
Terminal Sheet Metal .....	20,342.00	Grande Centre .....	34,117.01	Unemployment Insurance Commission .....	269,055.84
Ternoways Store Ltd. ....	13,017.88	Granum .....	14,266.48	Union Carbide Canada Ltd. ....	22,962.31
Teske, D. Enterprises Ltd. ....	165,000.00	Grimshaw .....	76,670.57	Union Milk .....	31,074.70
Texaco Canada Ltd. ....	422,730.07	Hanna .....	76,412.19	Union Oil Co. of Canada Ltd. ....	10,426.5
Thacker, A. & F. ....	25,155.00	Hardisty .....	11,923.65	Union Tractor Ltd. ....	19,177.99
Theatre Calgary .....	26,300.00	High Prairie .....	129,075.75	Unroyal Ltd. ....	52,164.99
Theede, O. & E. ....	29,500.87	High River .....	64,311.97	United Dirt Movers .....	46,733.9
Thibault R.C.P. School District No. 35 .....	11,484.70	Hinton .....	123,659.63	United Farmers of Alberta Co-op Ltd. ....	10,001.9
Thibault, A. & Mrs. ....	15,140.00	Innisfail .....	64,207.31	United Feeds Ltd. ....	12,695.8
Thompson Bros. ....	30,437.10	Killam .....	25,133.19	United Grain Growers .....	30,795.3
Construction Ltd. ....	12,127.51	Lac La Biche .....	127,682.51	United Helicopters .....	42,717.3
Thompson, M. ....	11,212.43	Lacombe .....	113,989.57	United Irrigation District .....	49,870.5
Thompson, S. & Bews, J. Executors .....		Lamont .....	20,858.44	United Management Ltd. ....	10,338.4
		Leduc .....	75,303.35	United Mobile Homes .....	12,369.2
		Magrath .....	64,079.46	Universal Concrete Accessories Ltd. ....	13,448.3
		Manning .....	26,381.23	Universal Education & Visual Arts .....	15,120.7
		Mayerthorpe .....	21,907.16	Universal Fastening Devices Ltd. ....	14,147.3
		McNennan .....	48,227.29	Universal Printers Ltd. ....	57,758.9
		Milk River .....	35,129.78	University of Alberta .....	2,380,152.2
		Morinville .....	42,573.98	University of Calgary .....	417,595.2
		Mundare .....	17,139.59	University of Lethbridge .....	22,138.6
		Nanton .....	24,351.92		
		Okotoks .....	23,018.22		
		Olds .....	97,680.81		
		Oyen .....	19,357.10		
		Peace River .....	173,275.88		
		Picture Butte .....	23,436.04		
		Pincher Creek .....	74,706.06		

## CASH PAYMENTS

457

## STATEMENT No. 289—Continued

NAME	AMOUNT	NAME	AMOUNT	NAME	AMOUNT
University of Saskatchewan .....	\$ 198,884.90	Voice, A. A. Construction Co. Ltd. ....	\$ 40,176.77	West Canadian Graphic Industries Ltd. ....	\$ 41,003.33
University of Toronto .....	21,738.85	Vold, J. & Vold Auction Co. Ltd. ....	16,333.67	Westbank Industries Ltd. ....	19,746.47
Uno Tex Petroleum Corp. ....	19,680.00	Vulcan Machinery & Equipment Ltd. ....	67,401.63	Westcoast Production Co. Ltd. ....	13,720.64
Upland Construction Ltd. ....	14,898.42	Waddell Bros. ....	23,843.10	Westel Rosco Ltd. ....	556,995.54
Urban Holdings Ltd. ....	13,068.00	Waddell, Dr. J. M. ....	11,443.27	Western Alberta Produce Ltd. ....	10,649.34
Usher, W. D. & Associates Ltd. ....	44,468.31	Wageman, Mrs. C. M. ....	11,565.43	Western Asphalt Distributors ....	15,973.96
Valentine, G. H. ....	10,433.94	Wages: .....		Western Business Machines Ltd. ....	12,673.52
Valeres Construction Co. Ltd. ....	20,260.81	Advanced Education ....	167,546.62	Western Canada Hardware Ltd. ....	19,739.10
Valin, C. I. ....	15,293.30	Agriculture ....	678,149.10	Western Cartage & Storage ....	58,572.24
Vallee Store Bonnyville ....	24,655.03	Attorney General ....	78,435.23	Western Construction & Lumber Co. Ltd. ....	331,353.05
Valley Park Manor ....	24,263.45	Culture Youth & Recreation ....	361,193.44	Western Dept. Store Whitecourt ....	10,822.80
Valleyview Co-op Assn. Ltd. ....	38,845.11	Education ....	1,738,590.42	Western Developmental Corp. Ltd. ....	15,508.62
Valleyview I.G.A. ....	21,190.44	Executive Council ....	283,456.75	Western G.M.C. Truck Centre Ltd. ....	54,107.61
Valleyview Retail Drugs ....	15,621.24	Health & Social Development ....	1,246,553.83	Western Grocers Ltd. ....	18,492.74
Valleyview Tom Boy ....	23,889.26	Highways & Transport Industry & Tourism ....	78,001.54	Western Hoe & Crane Ltd. ....	37,894.48
Van Can Industries Ltd. ....	42,101.79	Labour ....	36,320.90	Western Industrial Contractors Ltd. ....	44,328.00
Van Nostrand Reinhold Ltd. ....	24,782.78	Lands & Forests ....	7,240,133.92	Western Irrigation District ....	71,083.90
Van Waters & Rogers of Canada Ltd. ....	12,864.59	Legislation ....	39,073.49	Western Linen Supply Co. Ltd. ....	17,610.31
Vandergrift, M. R. & S. Varah, L. A. Equipment Ltd. ....	25,620.36	Mines & Minerals Municipal Affairs ....	83,033.54	Western Minerals Ltd. ....	26,928.00
Varian Associates of Canada Ltd. ....	12,192.25	Public Works ....	11,923,881.07	Western Printing & Lithographing Co. Ltd. ....	124,107.17
Vegreville Health Unit ....	78,155.28	Statutory ....	41,626.06	Western Supplies Ltd. ....	73,833.49
Vennard & Ellithorpe Ltd. ....	304,406.74	The Environment ....	2,713,970.85	Westlock School Division No. 37 ....	28,600.99
Versafood Services Ltd. ....	1,141,538.37	Treasury ....	66,201.99	Westown Ford Sales Ltd. ....	13,523.78
Vetch Partitions Ltd. ....	16,499.82	Wagner, J. ....	45,000.00	Westward Power Equipment ....	12,795.34
Vics Super A Foods ....	33,526.84	Wagro Construction Ltd. ....	37,102.34	Wetaskiwin School District No. 264 ....	51,759.64
Victor Compometer Ltd. ....	24,613.75	Wainwright School Division No. 32 ....	28,266.43	Wetaskiwin Shopping Centre ....	11,398.51
Victoria Pharmacy Ltd. ....	13,295.10	Wajax Equipment Ltd. ....	81,949.93	Wetoka Health Unit ....	64,839.70
Victorian Order of Nurses Villages: .....	65,821.10	Wald & Coghill Ltd. ....	10,895.60	Weymouth, H. ....	12,669.75
Acme ....	12,982.05	Wald, E. G. Construction Ltd. ....	15,783.27	Whalen, W. P. ....	13,500.00
Airdrie ....	14,272.60	Wald, J. A. ....	18,597.73	Wheaton, D. Ltd. ....	68,258.98
Alberta Beach ....	14,126.00	Wales Brothers Construction ....	12,534.45	Whissell Enterprises Ltd. ....	335,390.43
Alix ....	14,456.05	Walker Newby & Assoc. Ltd. ....	29,540.19	White, Trott, Liney, White & Robertson ....	20,179.05
Andrew ....	16,742.82	Walker, L. Construction Ltd. ....	176,720.82	Whitewear Manufacturing Co. Ltd. ....	72,335.70
Bellevue ....	33,893.86	Walkers Drug Ltd. ....	19,675.72	Whittaker, Lavolette, Leckie & Co. Ltd. ....	51,811.13
Bentley ....	13,537.97	Wallman, R. Executor ....	22,527.54	Whole Life Foundation ....	63,784.00
Blackfalds ....	12,261.23	Wallys Lacht Yard ....	23,790.70	Wicoll, J. H. E. Executor ....	53,162.90
Bon Accord ....	16,844.02	Walsh Harkness Pittman Young & Clark ....	13,442.81	Wiens, D. ....	10,049.59
Bowden ....	11,812.01	Walter Warehouse Food International Ltd. ....	11,571.71	Wild & Welin Construction Ltd. ....	10,580.00
Boyle ....	26,997.17	Walters Pharmacy Ltd. ....	32,971.00	Wilderness Construction Ltd. ....	18,346.47
Bruderheim ....	21,130.00	Wang Laboratories Canada Ltd. ....	13,182.65	Wiley, J. & Sons Canada Ltd. ....	22,730.86
Carbon ....	13,985.84	Wanuch, A. ....	10,688.02	Wilfort, P. ....	36,148.73
Champion ....	13,501.00	Wapiti Emergency Measures Unit ....	10,713.78	Wilkinson & McLean Ltd. ....	43,104.82
Consolidated ....	16,661.85	Warehouse Discount Foods Warnock Hersey ....	51,752.34	Wilkinson Co. Ltd. ....	50,570.67
Crossfield ....	13,185.68	Warrade Contractors Ltd. ....	26,924.31	William M. Mercer Ltd. ....	15,465.00
Eaglesham ....	15,169.04	Warwood Office Equipment Ltd. ....	17,311.52	William Roper Hull Home ....	865,054.55
Empress ....	16,426.72	Wass, D. K. ....	24,000.00	Williams Callis Ascar ....	11,599.87
Entwistle ....	21,101.61	Waterloo Motors Ltd. ....	13,107.99	Williams Land Development Ltd. ....	35,170.10
Evansburg ....	10,743.41	Waterman, D., Rubin, A. & Katzin, M. Executors ....	111,498.30	Williams, A. R. Machinery Western Ltd. ....	13,291.88
Foremost ....	12,709.74	Waterson G.M. Diesel Ltd. ....	17,191.04	Willow Creek Sand & Gravel Co. Ltd. ....	14,182.40
Forestburg ....	16,928.56	Watson R. M. Estate of Watson Sheet Metal Ltd. ....	46,327.72	Willow Creek School Division No. 28 ....	47,174.53
Galahad ....	15,165.56	Watson Tofield Ltd. ....	254,417.81	Willson Business Services Ltd. ....	62,691.27
Glendon ....	11,782.66	Wawreniuk, M. Estate of Weinberger, N. ....	44,590.00	Wilson, R. H. & Co. Ltd. ....	21,448.37
Holden ....	12,924.58	Weins, D. ....	15,175.00	Winkleman, R. ....	10,480.00
Hughenden ....	16,457.79	Welders Supplies Ltd. ....	12,290.85	Wintley Morris Co. Ltd. ....	17,840.95
Irma ....	17,783.79	Weldomatic Ltd. 1965 ....	21,548.01	Winter, D. Construction Winters, G. O., G. J. & Winters Garage Ltd. ....	15,276.83
Kinuso ....	19,761.91	Weldwood of Canada Sales Ltd. ....	170,683.12		
Lavoy ....	12,979.72	Wells, W. C. Construction Co. Ltd. ....	3,740,289.28		
Legal ....	10,103.50	Welwyn Manor ....	37,590.00		
Mannville ....	18,662.81	Werners Refrigeration Co. Ltd. ....	12,000.50		
Millet ....	12,586.74	Werzsun Trucking Ltd. ....	13,834.46		
Mirror ....	25,140.13	Wescab Manufacturing Ltd. ....	88,484.29		
Myrnam ....	11,836.78	West Can Industrial Services Ltd. ....	12,513.17		
Onoway ....	11,733.65				
Plamondon ....	15,905.61				
Rumsey ....	12,004.02				
Rycroft ....	19,336.64				
Ryley ....	13,305.25				
Spruce Grove ....	10,674.77				
Stirling ....	10,054.91				
Thirldid ....	17,356.99				
Thorby ....	15,920.85				
Turner Valley ....	14,335.17				
Viña ....	16,118.75				
Warburg ....	10,640.98				
Waskatenau ....	21,054.65				
Willingdon ....	12,672.18				
Wildwood ....	18,310.57				
Vocational & Rehabilitation Research Institute ....	479,258.66				
Voice of Alberta Native Womens Society ....	10,706.90				



## STATEMENT No. 289—Continued

NAME	AMOUNT	NAME	AMOUNT	NAME	AMOUNT
Wintershall Oil of Canada Ltd. Wainco Oil & Chemicals Ltd. ....	\$ 13,262.40	Yellowhead Regional Library .....	\$ 56,685.75	Alberta Housing Corporation .....	\$ 60,596.97
Wire Rope Industries of Canada 1966 Ltd. ....	20,518.39	Yellowhead School Division No. 12 .....	59,100.02	City of Edmonton .....	1,311,145.39
Wiselka Construction Ltd. ....	18,305.73	Yeoman Construction Ltd. ....	458,506.11	Coleman Collieries Ltd. ..	15,883.93
Wiselka, R. ....	25,075.59	York University .....	18,555.27	Energy Resources	
Wolch Ltd. ....	15,476.75	Young Mens Christian Assn. ....	76,346.00	Conservation Board .....	15,951.60
Wolfe, H. J. ....	14,300.25	Young Womens Christian Assn. ....	622,184.73	Government of Canada ....	316,697.25
Wolley, Dod, & MacCrimmon Surveys Ltd. ....	34,707.55	Young, W. C. ....	12,847.28	Guardian Royal Exchange Group .....	12,111.14
Wolski Building Contractors Ltd. ....	62,393.29	Youth Involvement Program of Edmonton ..	12,500.00	Improvement Districts	
Womens Emergency Shelter .....	15,220.00	Yurchysyn, Mrs. M. ....	24,060.00	Trust Account .....	2,901,123.05
Wood & Gardener Architects Ltd. ....	136,748.00	Zaychowski, A. ....	12,740.00	Personal Telephone Calls	11,106.50
Wood Gundy Securities Ltd. ....	250,312.50	Zeidler Plywood Corp. Ltd. ....	21,143.33	Project Canada West .....	11,834.00
Wood, G. H. & Co. Ltd. ....	77,794.69	Zellers Western Ltd. ....	49,675.28	Provincial Treasurer:	
Woods Gordon & Co. ....	12,500.00	Zero Super Market Ltd. ..	36,223.82	Dept. of Agriculture ....	20,047.52
Woods, W. Ltd. ....	61,988.34	Zesko, J. H. ....	11,574.55	Dept. of Culture, Youth & Recreation ..	15,128.06
Woodwards Stores Ltd. ....	752,628.64	Ziegler, K. ....	12,872.74	Dept. of Health & Social Development ..	314,304.21
Woolco Dept. Stores .....	145,672.40		\$1,057,384,984.03	Dept. of Highways & Transport .....	93,337.70
Woolworth, F. W. Ltd. ..	39,164.51	Sundry accounts		Dept. of Industry & Tourism .....	11,910.76
Workmens Compensation Board .....	1,057,832.79	\$10,000.00 and under ..	47,299,743.31	Dept. of Lands & Forests .....	88,973.95
Worrall, R. A. ....			\$1,104,684,727.34	Dept. of Municipal Affairs .....	10,952.70
Wyant & Co. Ltd. ....	95,872.35	LESS REIMBURSEMENTS FROM THE UNDERMENTIONED		Dept. of Public Works .....	759,125.85
Wyeth, J. & Brother Canada Ltd. ....	11,343.40	Alberta General Insurance Co. ....	13,364.50	Dept. of Treasury .....	1,140,717.94
Wynn, Forbes, Lord, Feldburg & Schmidt ..	65,461.90	Alberta Government Telephones .....	10,370.90	Treasury Branches .....	65,677.82
Xerox of Canada Ltd. ....	936,547.93	Alberta Health Care Insurance Commission ..	50,355.39	University of Calgary .....	20,000.00
Yanishewski, S. ....	10,286.65	Alberta Hospital Services Commission .....	10,161.40	Western Union Insurance Co. ....	20,397.49
Yarschenko, T. & L. ....	14,950.00				\$ 7,301,276.02
Yellow United Cabs Ltd. ....	29,110.87			Sundry accounts	
Yellowhead Construction Co. Ltd. ....	36,470.15			\$10,000.00 and under ..	191,350.86
				TOTAL .....	\$ 7,492,626.88

# INDEX

	Page
Advanced Education Department:	
Cash collected	373
Expenditure (classified)	371
Legislative and executive appropriations	368
Accounts Payable	39
Agriculture Department:	
Cash collected	92
Expenditure (classified)	89
Legislative and executive appropriations	86
Alberta Alcoholism and Drug Abuse Commission	256-257
Alberta Colleges Commission	379-381
Alberta Commercial Corporation	190-192
Alberta Government Telephones Commission (see Telephones)	
Alberta Hail and Crop Insurance Corporation	97-101
Alberta Health Care Insurance Commission	258-261
Alberta Hospital, Claresholm	242, 245, 249, 253
Alberta Hospital, Edmonton	242, 245, 249, 253
Alberta Hospital, Ponoka	242, 245, 249, 253
Alberta Hospital, Raymond	242, 245, 249, 253
Alberta Hospital Services Commission	262-264
Alberta Housing Corporation	231-236
Alberta Industrial Corporation	348-349
Alberta Industrial Incentives Board	193-194
Alberta Investment Fund	338-339
Alberta Liquor Control Board	315, 317-328
Alberta Municipal Financing Corporation	340-343
Alberta Racing Commission	126
Alberta Resources Railway Corporation	344-347
Alberta School Hospital, Red Deer	242, 245, 249, 253
Alberta Universities Commission	374-378
Amusements Branch	195, 197, 199
Assessment Branch	218, 219, 221
Athabasca University Governing Authority	382-383
Attorney General's Department:	
Cash collected	121
Expenditure (classified)	119
Legislative and executive appropriations	116
Auditor's office	210, 211, 212
Automobile service, government	301, 302, 304
Baker Memorial Sanatorium	242, 245, 249, 255, 266, 269, 271, 276, 327
Balance sheet	22-23
Balance sheet schedules	25-37
Belmont rehabilitation centre	116, 119, 121
Birth, deaths and marriages (see Vital Statistics)	
Blind assistance	242, 245, 249
Bow River Irrigation District	102-106
Bridges	170, 173, 176, 179
Buildings	301, 302, 304, 305-306
Cancer services	242, 245, 249, 294-300
Cash payments	65, 423-458
Child welfare	242, 245, 249
Co-operative activities	187, 188
Coroners' inquests and investigations	116, 119
Correctional institutions	116, 119, 121
Culture, Youth and Recreation Department:	
Cash collected	355
Expenditure (classified)	353
Legislative and executive appropriations	352
Dairying service	86, 89, 92
Data processing centre	210, 211, 212
Deaf children, education of	128, 131
Debt reorganization program (1945)	74
Debtors' Assistance Act	116, 119, 121
Deerhome, Red Deer	242, 245, 249, 253
Deficits	79
Division of social hygiene	242, 245
Dominion Government:	
Subsidies	20, 47
Subventions and reimbursements	47, 92, 133, 176, 206, 217, 221, 249, 304, 315, 355, 366, 373

# INDEX—Continued

	Page
Eastern Rockies forest conservation .....	200, 203, 207-209
Education Department:	
Cash collected .....	133
Expenditure (classified) .....	131
Legislative and executive appropriations .....	128
Election Act, The .....	138, 141, 146
Emergency measures organization .....	218, 219, 221
Emotionally disturbed children's program .....	242, 245, 249
Energy Resources Conservation Board .....	151-155
Environment Conservation Authority .....	367
Estates, administration of (see Public Trustee)	
Executive Council:	
Cash collected .....	144
Expenditure (classified) .....	141
Legislative and executive appropriations .....	138
Expenditure (see Revenue and Expenditure)	
Federal and Intergovernmental Affairs Department:	
Expenditure (classified) .....	408
Legislative and executive appropriations .....	407
Federal-Provincial fiscal arrangements .....	20
Ferries .....	170, 173, 176
Fisheries .....	200, 203, 206
Foothills Provincial General Hospital .....	266-275
Forestry .....	200, 203, 206
Fuel Oil Tax Act .....	310, 313, 315
Funded debt .....	71-74, 79-83
Glenbow-Alberta Institute .....	358-362
Glenrose Provincial General Hospital .....	276-283
Grants .....	89, 119, 131, 141, 173, 181, 188, 197, 203, 215, 219, 245, 302, 313, 353, 364, 371
Guarantee bonds on public servants .....	310, 313
Health and Social Development Department:	
Cash collected .....	249
Expenditure (classified) .....	245
Legislative and executive appropriations .....	249
Highways stock advance .....	177-178, 310, 313, 315
Highways and Transport Department:	
Cash collected .....	176
Expenditure (classified) .....	173
Legislative and executive appropriations .....	170
Highway Traffic Board (see Motor vehicle branch)	
Horned Cattle Purchases Act Trust Account .....	94-95
Hospitalization .....	242, 245, 249
Improvement Districts' Trust Account "A" .....	223-225
Indirect liabilities .....	78, 81, 83
Industry and Tourism Department:	
Cash collected .....	189
Expenditure (classified) .....	188
Legislative and executive appropriations .....	187
Insurance Branch .....	116, 119, 121
Irrigation .....	86, 89, 92, 102-115
Irrigation Land Manager .....	107-109
Jubilee Auditoriums .....	352, 353, 355, 356
Labour Department:	
Cash collected .....	199
Expenditure (classified) .....	197
Legislative and executive appropriations .....	195
Land titles .....	116, 119, 121
Lands and Forests Department:	
Cash collected .....	206
Expenditure (classified) .....	203
Legislative and executive appropriations .....	200
Legislation:	
Cash collected .....	212
Expenditure (classified) .....	211
Legislative and executive appropriations .....	210
Library .....	210, 211, 212
Lieutenant Governor's Office .....	138, 141



# INDEX—Continued

	Page
Local Authorities Board .....	218, 219, 221
Local Authorities Pension Act .....	138, 141, 144, 149, 436
Mineral Taxation Act .....	213, 215, 217
Mines .....	213, 215, 217
Mines and Minerals Department:	
Cash collected .....	217
Expenditure (classified) .....	215
Legislative and executive appropriations .....	213
M.L.A. Pension Act .....	138, 141, 144, 150, 444
Mothers' allowance .....	242, 245
Motor vehicle branch .....	170, 173, 176
Municipal Affairs Department:	
Cash collected .....	221
Expenditure (classified) .....	219
Legislative and executive appropriations .....	218
Municipal Assistance Act .....	310, 313
Municipal Land Loans Act .....	347
Old age assistance .....	242, 245
Ombudsman .....	210, 211
Parks .....	200, 203, 206
Premier's office .....	138, 141
Provincial Cancer Hospitals Board .....	294-300
Provincial Secretary's Department:	
Expenditure (classified) .....	238
Legislative and executive appropriations .....	237
Public Debt:	
Cash collected .....	240
Expenditure (classified) .....	240
Legislative and executive appropriations .....	239
Public servants salaries and expenses .....	423
Public Service Pension Act .....	138, 141, 144, 148, 426
Public Trustee .....	116, 119, 121, 124-125
Public Utilities Board .....	218, 219, 221
Public Works Department:	
Cash collected .....	304
Expenditure (classified) .....	302
Legislative and executive appropriations .....	301
Public Works stock advance .....	307-308
Publicity .....	187, 188
Queen's Printer .....	310, 313, 315, 336-337
Receipts and payments .....	65
Remissions .....	310, 313, 351
Report of the Provincial Auditor .....	12-21
Research Council of Alberta .....	187, 188, 189
Revenue and expenditure .....	40-63, 84, 85
Roads (see Highways)	
Rosehaven, Camrose .....	242, 245, 249, 253
St. Mary River Irrigation District .....	110-115
School Book Branch .....	134-136, 310, 313, 315
School for the Deaf .....	128, 131, 133
School Foundation Program Fund .....	137
Sessional .....	210, 211, 424
Special Areas Board .....	218, 219, 221, 226-230
Special investment fund .....	76-77, 310, 313, 315
Special Warrants .....	66-69
Student Assistance .....	128, 131, 133
Supreme and district courts .....	116, 119, 123
Surpluses .....	79
Telephones Commission, Alberta Government .....	315, 332-341, 347, 412-419
Telephones Department:	
Expenditure (classified) .....	410
Legislative and executive appropriations .....	409
The Environment Department:	
Cash collected .....	373
Expenditure (classified) .....	371
Legislative and executive appropriations .....	368
Travelling expenses .....	70

# INDEX—Continued

	Page
Treasury Branches Deposits Fund .....	310, 313, 315, 330-333
Treasury Department:	
Cash collected .....	315
Expenditure (classified) .....	313
Legislative and executive appropriations .....	310
Trust accounts .....	36
Unforeseen and unprovided for .....	310, 313, 350
University of Alberta Hospital .....	284-293
University of Alberta .....	384-392
University of Calgary .....	394-403
University of Lethbridge .....	404-406
Vehicles and Highways Traffic Act (see Motor vehicle branch)	
Vital statistics .....	242, 245, 249
Warrants (see Special warrants)	
Wheat Board money trust account .....	96
Workmen's Compensation Board .....	156-168

*Approved*  
*True - signed*

# PUBLIC ACCOUNTS

OF THE

## PROVINCE OF ALBERTA

FOR THE

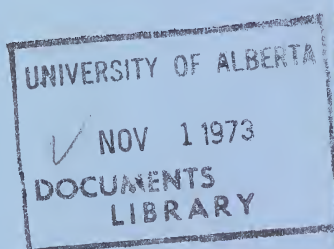
YEAR ENDED MARCH 31

1973

---

PRINTED BY ORDER OF THE LEGISLATIVE ASSEMBLY

---



EDMONTON, ALBERTA

Printed by L. S. WALL, Printer to the Queen's Most Excellent Majesty

1973



# PUBLIC ACCOUNTS

OF THE

## PROVINCE OF ALBERTA

FOR THE

YEAR ENDED MARCH 31

1973

---

PRINTED BY ORDER OF THE LEGISLATIVE ASSEMBLY

---



EDMONTON, ALBERTA

Printed by L. S. WALL, Printer to the Queen's Most Excellent Majesty  
1973





TO HIS HONOUR,  
GRANT MACÉWAN,  
*Lieutenant Governor of Alberta*

MAY IT PLEASE YOUR HONOUR,

The undersigned has the honour to transmit herewith the Public Accounts of the Province of Alberta for the year ended March 31, 1973.

Respectfully submitted,  
G. T. W. MINIELY  
*Provincial Treasurer*

Treasury Department  
Edmonton, September 20, 1973



GOVERNMENT OF THE PROVINCE OF ALBERTA  
PUBLIC ACCOUNTS

TABLE OF CONTENTS

Statement No.		Page
	STATEMENTS SHOWING THE POSITION OF THE PROVINCE INCLUDING ALL ITS ACTIVITIES	
	REPORT .....	13
	BALANCE SHEET:	
1	Consolidated balance sheet .....	24
2	Schedules to consolidated balance sheet .....	26
3	Accounts payable .....	41
	REVENUE AND EXPENDITURE:	
4	Statement showing sources and disposition of funds, income and capital account .....	42
5	Summarized statement of revenue and expenditure, income account .....	45
6	Summarized statement of revenue and expenditure, capital account .....	46
7	Comparative statement of gross revenue and expenditure, classified by sources and nature ...	49
8	Expenditure classified by character and departments .....	65
9	Cash receipts and payments .....	67
10	Special warrants .....	68
11	Travelling expenses of public servants, analyzed by departments .....	71
	BONDED DEBT:	
12	Summary of transactions, funded debt .....	72
13	Funded debt, showing dates of maturity .....	73
	Special Investment Fund:	
14	Statement of transactions .....	74
	Notes to the statement of transactions .....	75
15	Details of indirect liabilities .....	76
	CUMULATIVE RESULTS OF OPERATIONS TO MARCH 31, 1973:	
16	Surplus or deficit on general revenue income account, 1905 to 1972-73 .....	78
17	Gross funded debt, showing amounts issued, redeemed and outstanding, 1905 to 1972-73 ..	79
18	Comparative statement of net funded and unfunded debt and indirect liabilities .....	80
19	Comparative statement of revenue on income account .....	81
20	Comparative statement of expenditure on income account .....	82
	SPECIAL STATEMENTS COVERING THE OPERATIONS OF THE VARIOUS DEPARTMENTS AND ORGANIZATION UNITS FOR THE YEAR ENDED MARCH 31, 1973	
	AGRICULTURE:	
21	Expenditure by appropriations, showing amounts unexpended or over-expended .....	84
22	Expenditure, income and capital accounts, classified by appropriations and character .....	87
23	Cash collected on income and capital accounts .....	92
	<i>Horned Cattle Purchases Act Trust Account:</i>	
24	Balance sheet .....	94
25	Statement of revenue and expenditure .....	95
	Notes to the financial statements .....	95
	<i>Wheat Board Money Trust Account:</i>	
26	Balance sheet .....	96
27	Statement of revenue and expenditure .....	96
	Notes to the financial statements .....	97
	<i>Alberta Agricultural Development Corporation:</i>	
28	Balance sheet .....	98
29	Statement of income, expenditure and retained earnings .....	99
	Notes to the financial statements .....	100
	<i>Alberta Hail and Crop Insurance Corporation:</i>	
30	Balance sheet .....	102
31	Statement of reserve fund—crop insurance .....	104
32	Statement of general reserves—hail insurance .....	104
33	Statement of revenue and expenditure—crop insurance .....	105
34	Statement of revenue and expenditure—hail insurance .....	106
35	Statement of administration expenses—crop insurance .....	107
36	Statement of administration expenses—hail insurance .....	108
	Notes to the financial statements .....	109
	<i>Bow River Irrigation District:</i>	
37	Balance sheet .....	110
38	Statement of irrigation works .....	112
39	Statement of cost sharing agreement reserve .....	112
40	Statement of capital surplus .....	113
41	Statement of revenue and expenditure .....	113
42	Maintenance and operation expense .....	114
43	Statement of administration and general expense .....	114
	Notes to the financial statements .....	115

# CONTENTS—Continued

Statement No.	Page
<i>Irrigation Land Manager:</i>	
44 Balance sheet .....	117
45 Net advances by Province of Alberta .....	118
46 Advances under appropriation of the Legislature .....	118
Notes to the financial statements .....	119
<i>St. Mary River Irrigation District:</i>	
47 Balance sheet .....	120
48 Statement of irrigation works reserve .....	122
49 Statement of cost sharing agreement reserve .....	122
50 Statement of capital surplus .....	123
51 Statement of revenue and expenditure .....	123
52 Maintenance and operation expense .....	124
53 Administration and general expense .....	124
54 Analysis of revenue and expenditure .....	126
Notes to the financial statements .....	128
<b>ATTORNEY GENERAL:</b>	
55 Expenditure by appropriations, showing amounts unexpended or over-expended .....	129
56 Expenditure, income account, classified by appropriations and character .....	131
57 Cash collected on income account .....	133
58 Expenditure of supreme and district courts and sheriff's offices .....	135
<i>Alberta Liquor Control Board:</i>	
59 Balance sheet .....	136
60 Statement of profit and loss .....	137
61 Cost of goods sold, liquor .....	138
62 Cost of goods sold, beer .....	138
63 Administration and general and warehouse expense .....	139
64 License expense .....	140
65 Operating expenses by stores .....	142
66 Net profit on sales by stores .....	146
Notes to the financial statements .....	149
<i>Alberta Racing Commission:</i>	
67 Statement of revenue and expenditure .....	150
68 Statement of surplus .....	151
<i>Public Trustee:</i>	
69 Balance sheet .....	152
70 Statement of common fund and special reserve fund .....	153
Notes to the financial statements .....	154
<b>EDUCATION:</b>	
71 Expenditure by appropriations, showing amounts unexpended or over-expended .....	155
72 Expenditure, income account, classified by appropriations and character .....	157
73 Cash collected on income account .....	159
<i>School Book Branch:</i>	
74 Balance sheet .....	160
75 Statement of operations and deficit .....	161
Notes to the financial statements .....	162
<i>School Foundation Program Fund:</i>	
76 Statement of operations .....	163
Notes to the financial statement .....	164
<i>Teachers' Retirement Fund:</i>	
77 Balance sheet .....	165
78 Statement of teachers' contributions, including interest .....	166
79 Statement of reserves .....	167
80 Statement of fund earnings .....	168
81 Statement of administration expenses .....	168
Notes to the financial statements .....	169
<b>EXECUTIVE COUNCIL:</b>	
82 Expenditure by appropriations, showing amounts unexpended or over-expended .....	170
83 Expenditure, income and capital accounts, classified by appropriations and character .....	173
84 Cash collected on income and capital accounts .....	176
85 Expenditure under the Election Act .....	177
<i>Public Service Pension Act:</i>	
86 Statement of receipts and payments .....	178
Notes to the financial statement .....	178
<i>Local Authorities Pension Act:</i>	
87 Statement of receipts and payments .....	179
Notes to the financial statement .....	179

Statement No.	CONTENTS—Continued	Page
	<i>The M.L.A. Pension Act:</i>	
88	Statement of receipts and payments .....	180
	Notes to the financial statement .....	180
	<i>Public Service Management Pension Act:</i>	
89	Statement of receipts and payments .....	181
	Notes to the financial statement .....	181
	<i>Energy Resources Conservation Board:</i>	
90	Balance sheet .....	182
91	Statement of revenue and expenditure, oil and gas related operations .....	183
92	Statement of revenue and expenditure, coal related operations .....	184
93	Statement of revenue and expenditure, hydro and electric energy related operations .....	185
	Notes to the financial statements .....	185
	<i>Workmen's Compensation Board:</i>	
94	Balance Sheet .....	186
95	Statement of transactions and changes in operating reserve .....	187
96	Statement of transactions on behalf of self-insurers .....	188
97	Provisional financial statement by classes .....	190
98	Statement of transactions in respect of prior years, by classes .....	192
99	Statement of administrative, general and accident prevention expenses .....	194
100	Statement of estimated liability for future claims costs .....	195
101	Statement of pension liability funded .....	195
102	Statement of reserves for specific claims costs .....	196
103	Rehabilitation clinic .....	197
	Notes to the financial statements .....	198
	<b>HIGHWAYS AND TRANSPORT DEPARTMENT:</b>	
104	Expenditure by appropriations, showing amounts unexpended or over-expended .....	200
105	Expenditure, income and capital accounts, classified by appropriations and character .....	203
106	Cash collected on income and capital accounts .....	207
	<i>Stock Advance:</i>	
107	Balance sheet .....	208
108	Statement of operations and deficit .....	209
	Notes to the financial statements .....	209
109	Expenditure on maintenance and construction of bridges .....	210
110	Grants for district highways and local roads .....	212
111	Expenditure on maintenance and construction of main and secondary highways .....	213
112	Expenditure on operation, maintenance and construction of ferries .....	217
	<b>INDUSTRY AND COMMERCE:</b>	
113	Expenditure by appropriations, showing amounts unexpended or over-expended .....	218
114	Expenditure, income account, classified by appropriations and character .....	219
115	Cash collected on income account .....	221
	<i>Alberta Commercial Corporation:</i>	
116	Balance sheet .....	222
117	Statement of revenue and expenditure .....	223
	Notes to the financial statements .....	224
	<i>Alberta Opportunity Company:</i>	
118	Balance sheet .....	225
119	Statement of retained earnings .....	227
120	Statement of revenue and expenditure .....	227
121	Statement of operations, disposal of Crown assets .....	228
122	Statement of revenue and expenditure and due to Province of Alberta—Trust .....	229
	Notes to the financial statements .....	230
	<i>Alberta Industrial Incentives Board:</i>	
123	Balance sheet .....	232
124	Statement of revenue and expenditure .....	232
	Notes to the financial statements .....	233
	<b>MANPOWER AND LABOUR:</b>	
125	Expenditure by appropriations, showing amounts unexpended or over-expended .....	234
126	Expenditure, income account, classified by appropriations and character .....	235
127	Cash collected on income account .....	237
	<b>LANDS AND FORESTS:</b>	
128	Expenditure by appropriations, showing amounts unexpended or over-expended .....	238
129	Expenditure, income and capital accounts, classified by appropriations and character .....	241
130	Cash collected on income and capital accounts .....	244
	<i>Eastern Rockies Forest Conservation Board:</i>	
131	Balance sheet .....	245
132	Statement of maintenance expenditure .....	246
133	Statement of equity .....	247
	Notes to the financial statements .....	247

## LEGISLATION:

134	Expenditure by appropriations, showing amounts unexpended or over-expended .....	248
135	Expenditure, income and capital accounts, classified by appropriations and character .....	249
136	Cash collected on income account .....	250

## MINES AND MINERALS:

137	Expenditure by appropriations, showing amounts unexpended or over-expended .....	251
138	Expenditure, income account, classified by appropriations and character .....	253
139	Cash collected on income account .....	255

## MUNICIPAL AFFAIRS:

140	Expenditure by appropriations, showing amounts unexpended or over-expended .....	256
141	Expenditure, income account, classified by appropriations and character .....	257
142	Cash collected on income account .....	259

*Improvement Districts' Trust Account:*

143	Balance sheet .....	260
144	Detailed statement of revenue, expenditure and revenue fund surplus .....	261
	Notes to the financial statements .....	263

*Special Areas Board:*

145	Balance sheet .....	265
146	Statement of surplus .....	266
147	Statement of revenue and expenditure .....	266
	Notes to the financial statements .....	268

*Alberta Housing Corporation:*

148	Balance sheet .....	269
149	Statement of revenue and expenditure .....	270
150	Statement of mortgage insurance reserve .....	271
151	Statement of contributed surplus .....	271
152	Statement of investments in projects .....	272
153	Statement of fixed assets .....	273
154	Statement of long term debt .....	274
	Notes to the financial statements .....	275

## HEALTH COMMISSIONS:

155	Expenditure by appropriations, showing amounts unexpended or over-expended .....	276
156	Expenditure, income account, classified by appropriations and character .....	277
157	Cash collected on income and capital accounts .....	278

*Alberta Alcoholism and Drug Abuse Commission:*

158	Balance sheet .....	279
159	Statement of revenue surplus .....	280
160	Statement of capital surplus .....	280
161	Statement of revenue and expenditure .....	281
	Notes to the financial statements .....	282

*Alberta Health Care Insurance Commission:*

162	Balance sheet .....	283
163	Statement of surplus .....	284
164	Statement of revenue and expenditure .....	284
165	Statement of administration and general expense .....	285
166	Statement of receipts and payments .....	286
	Notes to the financial statements .....	287

*Alberta Hospital Services Commission:*

167	Statement of receipts and payments .....	288
168	Statement of receipts and payments, research trust fund .....	289
169	Statement of administration expenses .....	290
	Notes to the financial statements .....	290

## HEALTH AND SOCIAL DEVELOPMENT:

170	Expenditure by appropriations, showing amounts unexpended or over-expended .....	292
171	Expenditure, income account, classified by appropriations and character .....	295
172	Cash collected on income account .....	299

*Facilities for mental services under the Mental Health Act:*

173	Statement of revenue and expenditure .....	302
	Notes to the financial statement .....	303

*Facilities for handicapped persons under the Mental Health Act:*

174	Statement of revenue and expenditure .....	304
	Notes to the financial statement .....	305



# CONTENTS—Continued

Statement No.		Page
	<i>Homes under the Welfare Homes Act:</i>	
175	Statement of revenue and expenditure .....	306
	Notes to the financial statement .....	307
	<i>Baker Memorial Sanatorium:</i>	
176	Statement of revenue and expenditure .....	308
	Notes to the financial statement .....	308
	<i>Alberta Children's Provincial General Hospital:</i>	
177	Balance sheet .....	309
178	Statement of revenue surplus .....	310
179	Statement of capital surplus .....	310
180	Statement of revenue and expenditure .....	311
181	Statement of special services revenue .....	311
182	Statement of salaries, wages and fees .....	312
183	Statement of supplies and direct expenses .....	313
184	Statement of administration and plant operation expense .....	314
	Notes to the financial statements .....	315
	<i>Foothills Provincial General Hospital Board:</i>	
185	Balance sheet .....	316
186	Statement of revenue surplus .....	318
187	Statement of capital surplus .....	318
188	Statement of ancillary operations and donations trust account .....	318
189	Statement of revenue and expenditure .....	319
190	Statement of long term debt .....	320
191	Statement of buildings and grounds .....	320
192	Statement of special services revenue .....	321
193	Statement of salaries and wages .....	322
194	Statement of supplies and direct expenses .....	323
195	Statement of administration and plant operation expense .....	324
	Notes to the financial statements .....	325
	<i>Glenrose Provincial General Hospital Board:</i>	
196	Balance sheet .....	326
197	Statement of revenue surplus .....	327
198	Statement of capital surplus .....	327
199	Statement of revenue and expenditure .....	328
200	Statement of long term debt .....	329
201	Statement of special services revenue .....	329
202	Statement of salaries, wages and fees .....	330
203	Statement of supplies and direct expenses .....	331
204	Statement of administration and plant operation expense .....	332
	Notes to the financial statements .....	333
	<i>University of Alberta Hospital Board:</i>	
205	Balance sheet .....	334
206	Statement of revenue surplus .....	336
207	Statement of capital surplus .....	336
208	Statement of revenue and expenditure .....	337
209	Statement of long term debt .....	338
210	Statement of special services revenue .....	339
211	Statement of salaries and wages .....	340
212	Statement of supplies and direct expenses .....	341
213	Statement of administration and plant operation expense .....	342
214	Statement of research expenditure and recoveries .....	343
	Notes to the financial statements .....	344
	<i>Provincial Cancer Hospitals Board:</i>	
215	Balance sheet .....	346
216	Statement of revenue surplus .....	348
217	Statement of capital surplus .....	348
218	Statement of revenue and expenditure .....	349
219	Statement of special services revenue .....	350
220	Statement of salaries, wages and fees .....	350
221	Statement of supplies and direct expenses .....	351
222	Statement of administration and plant operation expenses .....	352
	Notes to the financial statements .....	353
	<b>PUBLIC WORKS:</b>	
223	Expenditure by appropriations, showing amounts unexpended or over-expended .....	354
224	Expenditure, income and capital accounts, classified by appropriations and character .....	355
225	Cash collected on income and capital accounts .....	357
226	Expenditure on maintenance, additions, furnishings and construction of public buildings, institutions and power plants .....	358

# CONTENTS—Continued

Statement No.		Page
	<i>Stock Advance:</i>	
227	Balance sheet .....	360
228	Statement of operations and surplus .....	361
	Notes to the financial statements .....	361
	<i>TREASURY:</i>	
229	Expenditure by appropriations, showing amounts unexpended or over-expended .....	362
230	Expenditure, income and capital accounts, classified by appropriations and character .....	365
231	Cash collected on income and capital accounts .....	368
	<i>Treasury Branches Deposits Fund:</i>	
232	Balance sheet .....	370
233	Statement of revenue and expenditure and retained earnings .....	372
234	Statement of administration expenses .....	373
	Notes to the financial statements .....	374
	<i>Retirement Annuities Fund:</i>	
235	Balance sheet .....	376
236	Statement of operations .....	377
	Notes to the financial statements .....	377
	<i>Queen's Printer's Advance:</i>	
237	Balance sheet .....	378
238	Statement of operations and surplus .....	379
239	Statement of subsidiary services .....	380
	Notes to the financial statements .....	380
	<i>Alberta Investment Fund:</i>	
240	Balance sheet .....	381
241	Statement of revenue and expenditure .....	382
	Notes to the financial statements .....	382
	<i>Alberta Municipal Financing Corporation:</i>	
242	Balance sheet .....	384
243	Statement of revenue and expenditure .....	386
244	Statement of net debenture debt .....	387
	Notes to the financial statements .....	388
	<i>Alberta Resources Railway Corporation:</i>	
245	Balance sheet .....	390
246	Statement of deficit .....	391
247	Statement of revenue and expenditure .....	392
248	Statement of debenture debt .....	392
	Notes to the financial statements .....	393
249	Municipal Land Loans Act, statement of loans .....	395
	<i>Alberta Industrial Corporation:</i>	
250	Balance sheet .....	396
251	Statement of revenue and expenditure .....	397
	Notes to the financial statements .....	397
252	Funds raised under Sec. 17, Chapter 30, The Financial Administration Act .....	398
253	Remissions .....	399
	<i>CULTURE, YOUTH AND RECREATION:</i>	
254	Expenditure by appropriations, showing amounts unexpended or over-expended .....	400
255	Expenditure, income account, classified by appropriations and character .....	401
256	Cash collected on income account .....	403
	<i>Alberta Art Foundation:</i>	
257	Balance sheet .....	404
258	Statement of income and expenditure .....	404
	Notes to the financial statements .....	405
	<i>Jubilee Auditoriums:</i>	
259	Statement of revenue and expenditure .....	406
	Notes to the financial statement .....	407
	<i>Glenbow-Alberta Institute:</i>	
260	Consolidated balance sheet .....	408
261	Consolidated statement of surplus .....	410
262	Consolidated statement of income and expenditure .....	410
263	Consolidated statement of source and application of funds .....	411
264	Consolidated statement of operating expenses .....	411
	Notes to the consolidated financial statements .....	412
	<i>Stock Advance:</i>	
265	Balance sheet .....	413
266	Statement of operations .....	414
	Note to the financial statements .....	414

## THE ENVIRONMENT:

267	Expenditure by appropriations, showing amounts unexpended or over-expended .....	415
268	Expenditure, income and capital accounts, classified by appropriations and character .....	416
269	Cash collected on income and capital accounts .....	418

*Environment Conservation Authority:*

270	Balance sheet .....	419
271	Statement of capital surplus .....	420
272	Statement of operations and operating surplus .....	420
	Notes to the financial statements .....	421

## ADVANCED EDUCATION:

273	Expenditure by appropriations, showing amounts unexpended or over-expended .....	422
274	Expenditure, income and capital accounts, classified by appropriations and character .....	425
275	Cash collected on income account .....	427

*The Alberta Universities Commission:*

276	Balance sheet .....	430
277	Statement of revenue, expenditure and surplus .....	432
278	Statement of trust fund operations .....	433
	Notes to the financial statements .....	434

*The Alberta Colleges Commission:*

279	Balance sheet .....	436
280	Statement of revenue, expenditure and surplus .....	437
281	Statement of trust fund operations .....	438
	Notes to the financial statements .....	439

*Athabasca University:*

282	Balance sheet .....	440
283	Statement of capital provided by the Province .....	441
284	Statement of revenue and expense .....	441
285	Statement of administration expense .....	442
	Notes to the financial statements .....	442

*The University of Alberta:*

286	Balance sheet .....	444
287	Statement of revenue and expense .....	446
288	Statement of operating surplus .....	447
289	Statement of reserves .....	448
290	Statement of long term debt .....	449
291	Statement of capital provided by the Province .....	450
292	Statement of capital surplus .....	451
293	Statement of academic pension fund operations .....	452
	Notes to the financial statements .....	453

*The University of Calgary:*

294	Balance sheet .....	456
295	Statement of revenue, expense and operating surplus .....	458
296	Statement of long term debt .....	459
297	Statement of reserves .....	460
298	Statement of capital provided by the Province .....	461
299	Statement of capital surplus .....	461
300	Sinking fund balance sheet .....	462
	Banff School of Fine Arts:	
301	Balance sheet .....	464
302	Statement of revenue, expense and operating deficit .....	466
303	Statement of long term debt .....	467
	Notes to the financial statements .....	468

*The University of Lethbridge:*

304	Balance sheet .....	470
305	Statement of capital provided by the Province .....	472
306	Statement of capital surplus .....	472
307	Statement of revenue and expense .....	473
	Notes to the financial statements .....	473

## FEDERAL AND INTERGOVERNMENTAL AFFAIRS:

308	Expenditure by appropriations, showing amounts unexpended or over-expended .....	474
309	Expenditure, income account, classified by appropriations and character .....	475

## TELEPHONES AND UTILITIES:

310	Expenditure by appropriations, showing amounts unexpended or over-expended .....	476
311	Expenditure, income and capital accounts, classified by appropriations and character .....	477
312	Cash collected on income account .....	478

# CONTENTS—Continued

Statement No.		Page
	<i>Alberta Government Telephones Commission:</i>	
313	Balance sheet .....	480
314	Statement of surplus .....	482
315	Statement of income .....	482
316	Statement of long term debt .....	483
317	Statement of source and application of funds .....	484
	Employees' pension and death benefit fund:	
318	Balance sheet .....	485
319	Statement of operations .....	486
	Notes to the financial statements .....	487
	<b>CASH PAYMENTS ON INCOME AND CAPITAL ACCOUNTS</b>	
320	Summary of cash payments, income and capital .....	491
321	Payments to members of the Legislative Assembly and members of the Executive Council .....	492
322	Payments under the Public Service Pension Act .....	493
323	Payments under the Local Authorities Pension Act .....	504
324	Payments under the M.L.A. Pension Act .....	514
325	Payments under the Public Service Management Pension Act .....	515
326	Payments to municipalities, individuals, firms and corporations .....	516
327	Reimbursement by third parties of payments to vendors .....	531

SIR:

I have the honour to submit the Public Accounts for the year ended March 31, 1973.

The accounts are arranged to show:

- (a) The financial position of the Province, including all its activities as at March 31, 1973.
- (b) Revenue and expenditure for the fiscal year 1972-73.
- (c) Net funded debt as at March 31, 1973.
- (d) Cumulative results of operations to March 31, 1973.
- (e) Operation of the various departments for the fiscal year 1972-73.
- (f) The financial position of utilities or services under boards, commissions or other statutory authority.
- (g) Details of payments from the General Revenue Fund.

The following report on the accounts for the year is submitted herewith:

# RESULTS OF OPERATIONS

Financial results for the fiscal year ended March 31, 1973, as compared with the previous year are summarized below:

## General Revenue Fund:

Particulars	Year ended March 31,		Increase or *decrease
	1973	1972	
Income Account:			
Revenue .....	\$1,236,282,343.57	\$1,068,905,805.88	\$ 167,376,537.69
Expenditure .....	1,123,162,948.93	1,044,628,526.09	78,534,422.84
Income surplus .....	\$ 113,119,394.64	\$ 24,277,279.79	\$ 88,842,114.85

The disposition of the income surplus is shown in the following summary of source and disposition of funds:

Source of funds:			
Income surplus .....	\$ 113,119,394.64	\$ 24,277,279.79	\$ 88,842,114.85
Capital receipts:			
Loans and advances .....	\$ 35,926,723.18	\$ 17,344,099.20	\$ 18,582,623.98
Working advances .....	24,343,855.86	23,268,074.55	1,075,781.31
Refunds of expenditure .....	7,862,628.92	13,438,728.17	5,576,099.25*
Sale of assets .....	2,787,138.05	1,814,142.02	972,996.03
Miscellaneous .....	632,306.88	549,188.23	83,118.65
	\$ 71,552,652.89	\$ 56,414,232.17	\$ 15,138,420.72
	\$ 184,672,047.53	\$ 80,691,511.96	\$ 103,980,535.57
Disposition of funds:			
Capital expenditure:			
Public buildings and equipment .....	\$ 76,728,026.60	\$ 98,312,409.93	\$ 21,584,383.33*
Highways and bridges .....	79,143,572.90	56,726,205.17	22,417,367.73
Loans and advances .....	55,859,141.28	22,022,806.94	33,836,334.34
Working advances .....	22,917,382.82	24,704,422.49	1,787,039.67*
Public domain .....	6,387,436.04	11,374,185.15	4,986,749.11*
Public works .....	4,342,199.63	5,391,213.53	1,049,013.90*
Miscellaneous .....	475,927.07	557,863.71	81,936.64*
	\$ 245,853,686.34	\$ 219,089,106.92	\$ 26,764,579.42
Deficit .....	\$ 61,181,638.81	\$ 138,397,594.96	\$ 77,215,956.15*



## RESULTS OF OPERATIONS—Continued

Particulars	Year ended March 31, 1973		Increase or *decrease
Accounted for by:			
Proceeds of debenture issues .....	\$ 42,184,000.00	\$ 102,625,000.00	\$ 60,441,000.00*
Sale of investments, net, Special Investment Fund .....	31,811,259.15	16,033,548.45	15,777,710.70
Bank and treasury branch loans .....	25,000,000.00		25,000,000.00
	\$ 98,995,259.15	\$ 118,658,548.45	\$ 19,663,289.30*
Increase of cash in banks and treasury branches .....	\$ 28,310,207.59	\$ 406,355.48	\$ 27,903,852.11
Decrease or †increase in accounts payable .....	9,503,412.75	† 20,145,401.99	29,648,814.74
	\$ 37,813,620.34	\$ † 19,739,046.51	\$ 57,552,666.85
	\$ 61,181,638.81	\$ 138,397,594.96	\$ 77,215,956.15*

Financial results for the year ended March 31, 1973, as compared with the estimates are summarized hereunder:

Particulars	Actual	Estimates	Over or *under estimates
Revenue:			
Income account .....	\$1,236,282,343.57	\$1,146,025,083.00	\$ 90,257,260.57
Capital account (including gross statutory receipts) .....	71,552,652.89	49,224,615.00	22,328,037.89
	\$1,307,834,996.46	\$1,195,249,698.00	\$ 112,585,298.46
Expenditure:			
Income account .....	\$1,123,162,948.93	\$1,145,524,716.00	\$ 22,361,767.07*
Capital account (including gross statutory payments) .....	245,853,686.34	248,758,740.00	2,905,053.66*
	\$1,369,016,635.27	\$1,394,283,456.00	\$ 25,266,820.73*
Deficit .....	\$ 61,181,638.81	\$ 199,033,758.00	\$ 137,852,119.19*

In arriving at the operating results of the General Revenue Fund, revenues are reported on a cash basis, being the actual receipts in cash within the fiscal period, whereas expenditures include liabilities incurred but not paid at the end of the fiscal year. In other words, revenues exclude accounts receivable but expenditures include accounts payable.

The operating results and the financial position of the Province are subject to the undernoted qualifications:

- Under provisions of The Public Service Pension Act, The Local Authorities Pension Act, The M.L.A. Pension Act and The Public Service Management Pension Act all contributions are credited as revenue to the General Revenue Fund of the Province and payments required under the Acts are made through appropriations therefrom. The payment of all benefits under the Acts is guaranteed by the Government of the Province of Alberta. The pension plans are therefore on a current cost basis and no liability is shown in the attached Balance Sheet in respect to present or future benefits payable under the Acts. An actuarial valuation of the Public Service Pension Act as at March 31, 1969, based on certain actuarial assumptions, including a valuation interest rate of 5%, indicates that the Province had an unfunded liability of \$134,321,000.00 at that date in respect of benefits under the Act. The foregoing amount includes the cost resulting from the increase in pensions granted pursuant to Order-in-Council 2001/69 effective October 1, 1969. Events subsequent to the valuation including the provision of annual increases in pensions and the transfer of management employees from coverage under the Act to the Public Service Management Pension Act necessitates a further valuation to determine the Province's liability under the Act. An actuarial valuation is also required to determine the Province's liability under The Local Authorities Pension Act, The M.L.A. Pension Act and The Public Service Management Pension Act.
- The Province has undertaken to match gifts collected for capital fund purposes of the Alberta universities. The Province has provided funds as matching grants with the exception of an amount of \$3,703,000.00 representing collections held as at March 31, 1973, by the universities and The Three Alberta Universities Capital Fund Committee. The Province has an obligation not reflected in the attached Balance Sheet to provide matching grants when these funds are expended on capital projects. The Province also has a contingent liability in respect of pledges received by the committee and outstanding at the end of the Province's fiscal year.
- Earnings of the Alberta Liquor Control Board were under-remitted in an amount of \$2,021,474.95 (Statement No. 59).
- The Alberta Opportunity Company has requested the Province to implement its guarantee under The Native Co-operative Guarantee Act to its predecessor company the Alberta Commercial Corporation in respect to loans, including accrued interest to March 31, 1973, aggregating \$847,963.97. No liability is shown in the attached Balance Sheet in regard to this guarantee.



- (e) On August 1, 1973, the Province advanced \$25,000,000.00 to the Alberta Resources Railway Corporation to enable the Corporation to retire the debenture debt falling due on that date. The debt of the Corporation under guarantee by the Province was thereby reduced to \$70,000,000.00.
- (f) Order-in-Council 691/73 authorized revisions to the Official Pay Plan effective January 1, 1973. Retroactive salary increases resulting therefrom for the months of January to March, 1973 inclusive aggregated approximately \$2,800,000.00. This amount is not reflected in the accounts of the Province for the year ended March 31, 1973. No settlement has been reached with Group C wage employees with whom the Province's wage agreement expired December 31, 1972.
- (g) The Universities Amendment Act, 1973, Chapter 58, Statutes of Alberta 1973, effective May 15, 1973, provides that the debt of the Alberta Universities Commission becomes the debt of the Province. In view of this change the net amount of the Commission's debenture debt, which was previously reflected in the accounts of the Province as a reduction of the Province's advances to universities because the proceeds of the debenture issue were transferred to the Province by the Commission, are now included as part of the unfunded debt of the Province. The 1972 figures appearing in this report and in the Consolidated Balance Sheet have been restated for comparative purposes.
- (h) The Brazeau River Development costs, previously included with General Assets, are now reflected in Loans, Advances and Accounts Receivable. The 1972 figures appearing in this report and in the Consolidated Balance Sheet have been restated for comparative purposes.
- (i) Alberta Liquor Control Board profits amounting to \$10,251,530.60 appropriated for capital account and reserve fund under Section 26 of The Liquor Control Act, previously shown as a Reserve, are now included in the Consolidated Surplus of the Province. The 1972 figures appearing in this report and in the Consolidated Balance Sheet have been restated for comparative purposes.
- (j) Proceeds of debenture issues of the Alberta Housing Corporation transferred to the Province as reimbursement, in part, of cost of student residences less repayment to the Corporation, previously shown as a reduction in cost of General Assets, are now included as part of the unfunded debt of the Province. The 1972 figures appearing in this report and in the Consolidated Balance Sheet have been restated for comparative purposes.
- (k) The accounts of Crown Corporations, Boards, Commissions and other agencies are, with the exception of the Alberta Liquor Control Board, reflected in the Consolidated Balance Sheet of the Province only to the extent of advances by the Provincial Treasurer.

## REVENUE AND EXPENDITURE, INCOME ACCOUNT

Actual results as compared with the estimates were as follows:

Particulars	Actual	Estimates	Over or *under estimates
Revenue .....	\$1,236,282,343.57	\$1,146,025,083.00	\$ 90,257,260.57
Expenditure .....	1,123,162,948.93	1,145,524,716.00	22,361,767.07*
Income surplus .....	\$ 113,119,394.64	\$ 500,367.00	\$ 112,619,027.64

Revenue and expenditure on income account are classified and summarized hereunder:

REVENUE			
Particulars	Actual	Estimates	Over or *under estimates
Subsidies .....	\$ 3,137,373.40	\$ 3,116,400.00	\$ 20,973.40
Federal-Provincial Fiscal Arrangements .....	913,500.00		913,500.00
Taxes .....	464,372,567.18	417,209,000.00	47,163,567.18
Licenses .....	33,332,081.55	31,873,830.00	1,458,251.55
Fees .....	361,602,988.44	337,977,758.00	23,625,230.44
Fines and penalties .....	4,486,256.26	3,800,000.00	686,256.26
Profits from trading activities .....	77,572,502.18	70,800,000.00	6,772,502.18
Miscellaneous .....	1,465,989.50	540,890.00	925,099.50
Refunds of expenditure .....	239,703,320.21	235,323,035.00	4,380,285.21
From revenue-producing assets .....	19,273,727.03	21,834,170.00	2,560,442.97*
Pension acts .....	30,422,037.82	23,550,000.00	6,872,037.82
	<u>\$1,236,282,343.57</u>	<u>\$1,146,025,083.00</u>	<u>\$ 90,257,260.57</u>

EXPENDITURE			
Particulars	Actual	Estimates	Over or *under estimates
Debt charges .....	\$ 22,822,121.05	\$ 24,840,020.00	\$ 2,017,898.95*
Education .....	384,840,135.79	397,847,460.00	12,998,324.71*
Legislation .....	2,035,719.99	1,333,214.00	702,505.99
General government .....	81,505,138.81	82,284,670.00	919,531.19*
Miscellaneous .....	43,418,765.75	47,135,860.00	3,717,094.25*
Administration of justice .....	28,409,269.68	30,260,906.00	1,851,636.32*
Agriculture .....	20,549,894.04	18,780,903.00	1,768,991.04
Public domain, research and development .....	64,744,462.19	57,581,788.00	7,162,674.19
Public welfare, institutions and charitable grants .....	457,555,833.09	467,088,863.00	9,533,029.91*
Highways, bridges and ferries .....	16,862,526.31	17,854,032.00	991,505.69*
Commissions and fines paid to municipalities and refunds .....	550,082.73	517,000.00	33,082.73
	<u>\$1,123,162,948.93</u>	<u>\$1,145,524,716.00</u>	<u>\$ 22,361,767.07*</u>

The following table shows classified revenue and expenditure on a per capita and a percentage basis:

Revenue			
Particulars	Per Capita	Percent. of revenue	
Subsidies .....	\$ 1.87	.25%	
Federal-Provincial Fiscal Arrangements .....	.54	.07	
Taxes .....	276.74	37.56	
Licenses .....	19.86	2.70	
Fees .....	215.50	29.25	
Fines and penalties .....	2.67	.36	
Profits from trading activities .....	46.23	6.28	
Miscellaneous .....	.87	.12	
Refunds of expenditure .....	142.85	19.40	
From revenue-producing assets .....	11.49	1.56	
Pension acts .....	18.14	2.45	
	<u>\$ 736.76</u>	<u>100.00%</u>	

## REVENUE AND EXPENDITURE, INCOME ACCOUNT—Continued

## Expenditure

Particulars	Per Capita	Percent. of revenue	Percent. of expenditure
Debt charges .....	\$ 13.60	1.85%	2.03%
Education .....	229.35	31.14	34.27
Legislation .....	1.21	.17	.18
General government .....	48.49	6.58	7.24
Miscellaneous .....	25.88	3.51	3.87
Administration of justice .....	16.93	2.30	2.53
Agriculture .....	12.25	1.66	1.83
Public domain, research and development .....	38.58	5.24	5.76
Public welfare, institutions and charitable grants .....	272.68	37.01	40.74
Highways, bridges and ferries .....	10.05	1.35	1.50
Commissions and fines paid to municipalities and refunds .....	.33	.04	.05
	<u>\$ 669.35</u>	<u>90.85%</u>	<u>100.00%</u>
Surplus .....	67.41	9.15	
	<u>\$ 736.76</u>	<u>100.00%</u>	

Population, estimated by Statistics Canada, 1,678,000 as at April 1, 1973.

## Revenue

Actual revenue amounted to .....	\$1,236,282,343.57
Revenue for the year was estimated at .....	1,146,025,083.00
Increase to be accounted for .....	<u>\$ 90,257,260.57</u>

	Actual	Estimates	Increases
Increase accounted for as follows:			
Gasoline and fuel oil tax .....	\$ 90,868,879.85	\$ 88,200,000.00	\$ 2,668,879.85
Government of Canada, share of income tax, public utility corporations .....	18,894,498.00	7,500,000.00	11,394,498.00
Income Tax Act:			
Corporation income tax .....	97,651,859.36	73,000,000.00	24,651,859.36
Individual income tax .....	232,017,980.86	224,000,000.00	8,017,980.86
Automobiles, trucks, etc. licenses .....	30,671,750.77	29,330,000.00	1,341,750.77
Land Titles Act, general, fees .....	3,939,484.90	2,800,000.00	1,139,484.90
Oil sands, royalties .....	3,818,588.23	2,000,000.00	1,818,588.23
Petroleum and natural gas:			
Rentals, fees, etc. ....	76,398,578.95	70,000,000.00	6,398,578.95
Sale of Crown reserve leases and reservations .....	32,402,542.88	23,000,000.00	9,402,542.88
Timber, rentals, fees, dues, etc. including reforestation .....	8,859,773.31	5,600,000.00	3,259,773.31
Profits from trading activities:			
Liquor Control Act .....	72,170,461.36	68,000,000.00	4,170,461.36
Treasury branches .....	3,583,193.87	1,000,000.00	2,583,193.87
Government of Canada:			
Hospital insurance .....	101,556,601.07	98,500,000.00	3,056,601.07
Training of manpower .....	12,207,279.62	8,120,000.00	4,087,279.62
Local Authorities Pension Act .....	17,832,054.52	11,500,000.00	6,332,054.52
Miscellaneous increases, net .....			9,612,109.82
			<u>\$ 99,935,637.37</u>

	Actual	Estimates	Decreases
Less: Decreases:			
Petroleum and natural gas, royalties .....	\$ 214,457,161.25	\$ 215,900,000.00	\$ 1,442,838.75
Government of Canada:			
Canada assistance plan .....	51,206,093.78	54,770,000.00	3,563,906.22
Post-secondary education .....	53,744,996.00	55,950,000.00	2,205,004.00
Interest on advances to Alberta Resources Railway Corporation .....		1,060,000.00	1,060,000.00
Interest on Special Investment Fund investments (less net loss on disposals) .....	4,398,372.17	5,805,000.00	1,406,627.83
			<u>\$ 9,678,376.80</u>
Revenue in excess of estimates .....			<u>\$ 90,257,260.57</u>

## REVENUE AND EXPENDITURE, INCOME ACCOUNT—Continued

## Expenditure

Actual expenditure amounted to .....	\$1,123,162,948.93
Expenditure for the year was estimated at .....	1,145,524,716.00

Decrease to be accounted for .....	\$ 22,361,767.07
------------------------------------	------------------

## Decrease accounted for as follows:

	Actual	Estimates	Decreases
Public debt, interest .....	\$ 19,111,072.73	\$ 21,000,000.00	\$ 1,888,927.27
Grants to schools .....	227,025,782.63	235,234,710.00	8,208,927.37
Homeowner's Tax Discount Act .....	21,925,346.37	25,100,000.00	3,174,653.63
Public utilities income tax rebate .....	7,539,517.00	9,570,000.00	2,030,483.00
Special employment projects .....	3,811,377.92	5,000,000.00	1,188,622.08
Public assistance—basic assistance .....	67,911,490.60	70,143,900.00	2,232,409.40
Public assistance—municipalities .....	4,653,976.07	7,981,600.00	3,327,623.93
Alberta school hospital, Red Deer .....	4,509,209.86	5,561,570.00	1,052,360.14
Miscellaneous decreases, net .....			16,443,061.84
			\$ 39,547,068.66

	Actual	Estimates	Increases
Less: Increases:			
Universities .....	\$ 92,120,000.00	\$ 91,100,000.00	\$ 1,020,000.00
Estate Tax Rebate Act .....	9,334,316.88	7,042,440.00	2,291,876.88
Field crops .....	3,389,080.35	472,570.00	2,916,510.35
Fire suppression .....	4,896,002.30	3,000,000.00	1,896,002.30
Alberta Housing Act .....	5,728,888.46	4,530,095.00	1,198,793.46
Funds for winter employment .....	6,333,739.40		6,333,739.40
Recreation branch .....	3,018,429.20	1,490,050.00	1,528,379.20
			\$ 17,185,301.59

Expenditure less than estimates .....	\$ 22,361,767.07
---------------------------------------	------------------

The foregoing statement shows major increases and decreases as compared with the estimates. Full details of actual and estimated revenue and expenditure on income account, classified under their several categories, are shown in Statement No. 7.

## REVENUE AND EXPENDITURE, CAPITAL ACCOUNT

Revenue and expenditure on capital account are classified and summarized hereunder:

Particulars	Revenue		
	Actual	Estimates	Over estimates
Loans and advances .....	\$ 35,926,723.18	\$ 18,165,915.00	\$ 17,760,808.18
Working advances .....	24,343,855.86	24,325,000.00	18,855.86
Refunds of expenditure .....	7,862,628.92	3,539,700.00	4,322,928.92
Sale of assets .....	2,787,138.05	2,115,500.00	671,638.05
Miscellaneous .....	632,306.88	78,500.00	553,806.88
	\$ 71,552,652.89	\$ 48,224,615.00	\$ 23,328,037.89

## Expenditure

Particulars	Actual	Estimates	Over or *under estimates
Highways and bridges .....	\$ 79,143,572.90	\$ 86,207,010.00	\$ 7,063,437.10*
Public buildings and equipment .....	76,728,026.60	86,113,330.00	9,385,303.40*
Loans and advances .....	55,859,141.28	39,660,000.00	16,199,141.28
Working advances .....	22,917,382.82	24,325,000.00	1,407,617.18*
Public domain .....	6,387,436.04	7,017,310.00	629,873.96*
Public works .....	4,342,199.63	4,371,090.00	28,890.37*
Miscellaneous .....	475,927.07	65,000.00	410,927.07
	\$ 245,853,686.34	\$ 247,758,740.00	\$ 1,905,053.66*
Net capital expenditure .....	\$ 174,301,033.45	\$ 199,534,125.00	\$ 25,233,091.55*

\*Excludes estimates of \$1,000,000.00 re sales and redemptions and \$1,000,000.00 re purchases of securities held or to be held as investments. These items, net, provide, in part, funds to finance the Province's over all deficit. See reconciliation, Statement No. 6.

## REVENUE AND EXPENDITURE, CAPITAL ACCOUNT—Continued

## Revenue

Actual revenue amounted to .....	\$ 71,552,652.89
Revenue for the year was estimated at .....	48,224,615.00
Increase to be accounted for .....	<u>\$ 23,328,037.89</u>

	Actual	Estimates	Increases
Increase accounted for as follows:			
Loans and advances:			
Alberta Housing Act .....	\$ 2,307,308.28	\$ .....	\$ 2,307,308.28
Alberta Liquor Control Board .....	15,000,000.00	.....	15,000,000.00
Alberta Resources Railway Corporation .....	1,546,610.13	.....	1,546,610.13
Crop Reinsurance Fund .....	1,086,222.41	.....	1,086,222.41
Rural Electrification Revolving Fund .....	2,090,323.10	1,000,000.00	1,090,323.10
Rural Telephones Revolving Fund .....	1,334,046.04	.....	1,334,046.04
Students' Loan Fund .....	1,800,000.00	.....	1,800,000.00
Queen's Printer's advance .....	4,433,447.43	800,000.00	3,633,447.43
Refunds of expenditure:			
Government of Canada:			
Health Resources Fund .....	3,867,754.85	.....	3,867,754.85
Lesser Slave Lake projects .....	2,356,841.79	995,000.00	1,361,841.79
			<u>\$ 33,027,554.03</u>

	Actual	Estimates	Decreases
Less: Decreases:			
Loans and advances:			
Alberta Government Telephones Commission .....	\$ 3,253,769.22	\$ 8,553,700.00	\$ 5,299,930.78
Highways and Transport stock advance .....	13,857,315.17	18,000,000.00	4,142,684.83
Miscellaneous decreases, net .....			256,900.53
			<u>\$ 9,699,516.14</u>
Revenue in excess of estimates .....			<u>\$ 23,328,037.89</u>

## Expenditure

Actual expenditure amounted to .....	\$ 245,853,686.34
Expenditure for the year was estimated at .....	247,758,740.00
Decrease to be accounted for .....	<u>\$ 1,905,053.66</u>

	Actual	Estimates	Decreases
Decrease accounted for as follows:			
Primary highways construction .....	\$ 38,653,515.68	\$ 39,975,000.00	\$ 1,321,484.32
Grants to cities for transportation facilities .....	7,725,274.08	11,000,000.00	3,274,725.92
Sites and construction .....	30,301,707.89	38,088,400.00	7,786,692.11
Matching grants .....	1,075,814.00	2,500,000.00	1,424,186.00
Loans and advances:			
Agricultural Development Act .....	2,000,000.00	5,000,000.00	3,000,000.00
Alberta Housing Act .....	10,000,000.00	13,660,000.00	3,660,000.00
Alberta Opportunity Fund .....	2,758,000.00	15,000,000.00	12,242,000.00
Municipal Land Loans Act .....	2,311,650.62	5,000,000.00	2,688,349.38
Highways and Transport stock advance .....	12,405,232.57	18,000,000.00	5,594,767.43
Miscellaneous decreases, net .....			712,075.40
			<u>\$ 41,704,280.56</u>

	Actual	Estimates	Increases
Less: Increases:			
Loans and advances:			
Alberta Government Telephones Commission .....	\$ 20,000,000.00	\$ .....	\$ 20,000,000.00
Alberta Liquor Control Board .....	15,000,000.00	.....	15,000,000.00
Implemented guarantees:			
Native co-operatives .....	1,024,644.03	.....	1,024,644.03
Queen's Printer's advance .....	4,574,582.87	800,000.00	3,774,582.87
			<u>\$ 39,799,226.90</u>
Expenditure less than estimates .....			<u>\$ 1,905,053.66</u>

Details of actual and estimated revenue and expenditure on capital account are shown in Statements 6 and 7.



## PUBLIC DEBT

The net funded debt, the unfunded debt and the guarantees as at March 31, 1973, amounted to \$1,876,369,592.36 as compared with \$1,767,231,392.51 as at March 31, 1972, an increase of \$109,138,199.85 as follows:

Particulars	March 31, 1973	March 31, 1972	Increase
Net funded debt .....	\$ 244,378,724.80	\$ 206,008,539.76	\$ 38,370,185.04
Unfunded debt .....	122,119,661.56	†108,810,122.39	13,309,539.17
Net funded and unfunded debt .....	\$ 366,498,386.36	\$ 314,818,662.15	\$ 51,679,724.21
In addition, the Province is liable for certain guarantees which amounted to .....	1,509,871,206.00	†1,452,412,730.36	57,458,475.64
Net funded and unfunded debt and guarantees .....	\$1,876,369,592.36	\$1,767,231,392.51	\$ 109,138,199.85

†1972 figures reflect adjustments referred to in preceding notes (g) and (j).

*Net funded debt:*

Debentures and treasury bills are detailed in Statement No. 13 and are summarized hereunder:

Debentures: Years of maturity:	Amount Outstanding	Deduct: Sinking Fund Assets	Net Funded Debt
1973-74 .....	\$ 9,000.00	\$ .....	\$ 9,000.00
1974-75 .....	17,000.00	.....	17,000.00
1975-83 .....	25,095,900.00	.....	25,095,900.00
1983-93 .....	191,184,000.00	4,515,921.71	186,668,078.29
1993-94 .....	30,000,000.00	.....	30,000,000.00
	\$ 246,305,900.00	\$ 4,515,921.71	\$ 241,789,978.29

## Treasury Bills:

Years of maturity:	
1973-74 .....	\$ 500,302.04
1974-75 .....	508,799.66
1975-78 .....	1,579,644.81
	\$ *2,588,746.51
	\$ 244,378,724.80

\*Loans from Government of Canada (see note hereunder).

Statement No. 17 shows the amount and cost of all long term borrowing since the formation of the Province.

*Loans from Government of Canada:*

The net funded debt of the Province as at March 31, 1973, includes loans from the Government of Canada amounting to \$2,588,746.51.

Transactions during the year were as follows:

Loans as at March 31, 1972 .....	\$ 3,080,768.29
Deduct: Redemption of Government of Canada treasury bills due July 1, 1972 .....	492,021.78

Loans as at March 31, 1973 .....	\$ 2,588,746.51
----------------------------------	-----------------

*Unfunded debt:*

The unfunded debt as at March 31, 1973, in comparison with the previous year, is detailed hereunder:

Particulars	March 31, 1973	March 31, 1972	Increase or *decrease
Capital Account:			
Accounts payable .....	\$ 13,285,317.48	\$ 10,463,947.26	\$ 2,821,370.22
Alberta Universities Commission .....	40,236,720.95	†41,457,934.27	1,221,213.32*
Bank and treasury branch loans .....	25,000,000.00	.....	25,000,000.00
Alberta Housing Corporation .....	2,913,905.39	†2,961,387.72	47,482.33*
Loans from Government of Canada .....	1,369,210.40	803,399.72	565,810.68
Savings certificates .....	480.00	480.00	.....
Miscellaneous liabilities .....	169,457.28	170,266.76	809.48*
Income Account:			
Accounts payable .....	31,288,343.25	46,308,250.15	15,019,906.90*
Interest on funded debt, accrued but not due .....	6,823,321.74	5,699,910.16	1,123,411.58
Loans from Government of Canada .....	1,032,905.07	944,368.28	88,536.79
Interest on savings certificates, accrued but not due .....	.....	178.07	178.07*
	\$ 122,119,661.56	\$ 108,810,122.39	\$ 13,309,539.17

†1972 figures reflect adjustments referred to in preceding notes (g) and (j).



## PUBLIC DEBT—Continued

## NOTE:

Treasury branch depositors' accounts, excluding Province of Alberta revenue and trust deposits, and other liabilities of treasury branches, amounting to \$331,310,738.11, are shown with trust accounts and are offset by the various assets of treasury branches, including cash, investments and loans and advances.

## Guarantees:

In addition to the public debt, the Province is liable for certain guarantees which amounted to \$1,509,871,206.00 at March 31, 1973, as compared with \$1,452,412,730.36, as adjusted, at March 31, 1972. Full details are shown in Statement No. 15.

As stated elsewhere in this report, the accounts of Crown Corporations, Boards, Commissions and other agencies are, with the exception of the Alberta Liquor Control Board, reflected in the Consolidated Balance Sheet of the Province only to the extent of advances by the Provincial Treasurer. If the alternative presentation, i.e. full consolidation were used debenture debt, net of sinking fund assets, \$1,439,293,964.00, bank and treasury branch loans \$6,000,000.00 and mortgage loans and advances \$12,595,999.00 included in the above would be shown as direct liabilities of the Province. These liabilities would be offset by assets reflected at book values.

†1972 figures reflect adjustments referred to in preceding notes (g) and (j).

## BALANCE SHEET

## Capital Assets and Liabilities:

Reference to the capital section of the Balance Sheet shows capital liabilities amounting to \$327,353,816.30 at March 31, 1973, as compared with †\$261,865,955.49 at March 31, 1972.

Particulars	March 31, 1973	March 31, 1972	Increase or *decrease
Net funded debt .....	\$ 244,378,724.80	\$ 206,008,539.76	\$ 38,370,185.04
Unfunded debt .....	82,975,091.50	†55,857,415.73	27,117,675.77
Net funded and unfunded debt .....	\$ 327,353,816.30	\$ 261,865,955.49	\$ 65,487,860.81
The net funded and unfunded debt is offset by:			
Loans, advances and accounts receivable, less allowance for doubtful accounts .....	\$ 195,036,929.02	\$ †189,930,425.34	\$ 5,106,503.68
Advances to Alberta Government Telephones Commission .....	47,318,336.80	30,572,106.02	16,746,230.78
Working advances, net assets .....	15,214,820.20	16,599,643.61	1,384,823.41*
General assets, less provision to reduce to nominal value .....	1.00	1.00	
	\$ 257,570,087.02	\$ 237,102,175.97	\$ 20,467,911.05
Add: Capital deficit .....	69,783,729.28	†24,763,779.52	45,019,949.76
	\$ 327,353,816.30	\$ 261,865,955.49	\$ 65,487,860.81

Loans, advances and accounts receivable are shown at book value, as at March 31, 1973, after provision for doubtful accounts, and are subject to realization and the adequacy of the allowance for losses. General assets consisting of roads, bridges, ferries, buildings and public works and upon which accumulated capital expenditure for construction and major replacements amounted to \$1,950,376,679.66 as at March 31, 1973, are shown for Balance Sheet purposes at a nominal value of \$1.00. Deferred charges and capital losses are valueless and have been included in capital deficit.

†1972 figures reflect adjustments referred to in preceding notes (g), (h) and (j).

## Income Assets and Liabilities:

Reference to the income section of the Balance Sheet shows current assets consisting of cash and investments; uncollected revenue on income account less provision for estimated losses; equipment, stores and materials purchased on income appropriations, less provision for depreciation; and prepaid expenses; amounting in all to .....

Deduct therefrom unfunded debt, consisting of accounts payable, loans payable and accrued interest on funded and unfunded debt .....

Leaves net current assets of .....

Deducting therefrom the unearned revenue and suspense, a total of .....

The consolidated surplus on income account, as per Balance Sheet, is represented by net income assets and aggregates .....

Particulars of income assets and liabilities as at March 31, 1973, and March 31, 1972 are as follows:

## Assets

Particulars	March 31, 1973	March 31, 1972	Increase or *decrease
Cash and investments .....	\$ 279,436,678.52	\$ 286,381,912.51	\$ 6,945,233.99*
Accounts receivable, less allowance for doubtful accounts .....	23,782,685.33	25,236,504.71	1,453,819.38*
Arrears of assessed taxes, less allowance for doubtful accounts .....	7,779,261.96	7,122,707.34	656,554.62
Interest receivable, less allowance for doubtful accounts .....	8,629,563.92	5,710,193.92	2,919,370.00
Equipment, stores and materials, less depreciation .....	28,514,629.44	28,065,532.84	449,096.60
Prepaid expenses .....	232,257.34	327,575.13	95,317.79*
	\$ 348,375,076.51	\$ 352,844,426.45	\$ 4,469,349.94*

## BALANCE SHEET—Continued

## Liabilities

Particulars	March 31, 1973	March 31, 1972	Increase or *decrease
Accounts payable .....	\$ 31,288,343.25	\$ 46,308,250.15	\$ 15,019,906.90*
Interest on funded debt, accrued but not due .....	6,823,321.74	5,699,910.16	1,123,411.58
Loans from Government of Canada .....	1,032,905.07	944,368.28	88,536.79
Interest on savings certificates, accrued but not due .....		178.07	178.07*
	<hr/>	<hr/>	
Unearned revenue .....	\$ 39,144,570.06	\$ 52,952,706.66	\$ 13,808,136.60*
Suspense .....	12,163,395.86	9,647,839.39	2,515,556.47
	<hr/>	<hr/>	<hr/>
	653,664.74	584,730.60	68,934.14
	<hr/>	<hr/>	<hr/>
	\$ 51,961,630.66	\$ 63,185,276.65	\$ 11,223,645.99*
	296,413,445.85	†289,659,149.80	6,754,296.05
	<hr/>	<hr/>	<hr/>
Consolidated income surplus since 1905 .....	\$ 348,375,076.51	\$ 352,844,426.45	\$ 4,469,349.94*

†1972 figure reflects adjustment referred to in preceding note (i).

## Consolidated Surplus:

The following statement shows the change in the Province's Consolidated Surplus for the year ended March 31, 1973.

## Consolidated Surplus as at March 31, 1972:

Income account surplus .....	\$ 279,407,619.20	
Capital account surplus .....	6,318,039.79	
	<hr/>	\$ 285,725,658.99

## Deduct: †Adjustments applicable to prior years:

Alberta Universities Commission .....	\$ 41,457,934.27	
Alberta Housing Corporation .....	2,961,387.72	
	<hr/>	\$ 44,419,321.99

## Less:

Brazeau River Development .....	\$ 13,337,502.68	
Alberta Liquor Control Board .....	10,251,530.60	
	<hr/>	23,589,033.28

20,830,288.71

## Revised balance as at March 31, 1972 .....

\$ 264,895,370.28

## Add:

Income account surplus for the year ended March 31, 1973 .....	\$ 113,119,394.64	
Debt retirement, including contribution to sinking fund, charged as income account expenditure .....	3,632,021.78	
Contribution to sinking fund for retirement of Alberta Universities Commission debenture debt, charged as income account expenditure .....	900,000.00	
Increase in income account assets less income account liabilities (in preparation of the Consolidated Balance Sheet the accounts are converted from a cash to an accrual basis) .....	1,818,094.57	
Increase in Alberta Liquor Control Board earnings under-remitted .....	1,628,712.62	
Sale of provincial lands .....	1,154,902.86	
Miscellaneous, net .....	77,726.95	
	<hr/>	122,330,853.42

\$ 387,226,223.70

## Deduct:

Increase in General Assets, fully depreciated .....	\$ 160,096,507.13	
Increase in allowance for doubtful accounts .....	500,000.00	
	<hr/>	160,596,507.13

## Consolidated Surplus as at March 31, 1973:

Income account surplus .....	\$ 296,413,445.85	
Capital account deficit .....	69,783,729.28	
	<hr/>	\$ 226,629,716.57

†See preceding notes (g), (h), (i) and (j).

*Subsidies:*

Under the terms of the Alberta Act, the Province receives certain annual subsidies from the Government of Canada. The capital value of these subsidies is not shown as a liability in the Balance Sheet of the Government of Canada and has therefore been excluded as an asset from the accounts of the Province, although there is a definite annual obligation on the part of the Government of Canada to pay certain fixed amounts. For the purpose of information only, the capital sums which at 5% would yield the revenue accrued in 1972-73 are shown hereunder:

Government and legislation .....	\$ 4,800,000.00
Per capita grants .....	27,339,968.00
Allowance in lieu of debt .....	8,107,500.00
Allowance in lieu of crown lands .....	22,500,000.00
	<hr/>
	\$ 62,747,468.00
	<hr/>

*Resources:*

Under the terms of the Natural Resources Agreement the Government of Canada transferred to the Province on October 1, 1930, 87,676,890 acres of land including 6,406,694 acres of unsold school lands held in trust, together with the benefit of all mines and minerals of the Province formerly vested in the Government of Canada. The value of unsold lands and the value or benefit arising from the natural resources of the Province are not reflected in the Balance Sheet.

*Federal-Provincial Fiscal Relations:*

Under the provisions of Chapter 1, Statutes of Alberta, 1961 (Second Session) and Order-in-Council 2036/61 the Provincial Treasurer entered into a tax collection agreement with the Government of Canada for a five year period commencing April 1, 1962. Subsequently the agreement has been amended to provide for continuation unless terminated by notice given by Canada or the Province.

The agreement requires that the Province will maintain The Alberta Income Tax Act and regulations made thereunder in a form similar to the federal act and regulations made thereunder and to levy in the case of individual income tax a tax expressed as a constant percentage (in whole percentage points) of the federal tax and in the case of corporation income tax a tax expressed as a percentage of the taxable income of a corporation earned in the Province in the taxation year. The agreement further provides that the Government of Canada, as agent of the Province, will collect for and on behalf of the Province the income taxes imposed under the provincial act for each of the years comprising the term of the agreement and remit amounts in respect thereof to the Province. All costs, charges or expenses incurred in the collection by the Government of Canada of the taxes imposed under the provincial act will be paid by the Government of Canada.

During the year ended March 31, 1973, the Province imposed taxes at the rate of 36% in respect to individual income tax and 11% of taxable income in respect to corporation income tax. The Province received adjusted payments of \$232,017,980.86 and \$97,651,859.36 in respect to individual income tax and corporation income tax respectively during the year. Final determination of the Province's entitlement will be made prior to the end of the forthcoming year in accordance with the terms of the agreement.

In addition to income tax collected on behalf of the Province, the Province received, under the provisions of the Federal-Provincial Fiscal Arrangements Act, 75% of the Federal estate tax applicable to the Province. Payments received by the Province during the year ended March 31, 1973, amounted to \$913,500.00. The Federal Estate Tax Act does not apply in the case of the death of any person whose death occurred after 1971.

*GENERAL*

During the year a continuous pre-audit was maintained of all expenditures from the General Revenue Fund. In addition, revenue of all departments and the books and accounts of all boards and commissions are subjected to post-audits by my representatives.

Every assistance was extended by officials of the several departments, boards and commissions to facilitate the work of my representatives, and all information requested was promptly given.

Respectfully submitted,

DOUGLAS W. ROGERS, C.A.

Deputy Provincial Auditor.

Government of the Province of Alberta,

Edmonton, Alberta, September 20, 1973.

GOVERNMENT OF THE  
CONSOLIDATED  
AS AT MARCH  
(with comparative figures)

## ASSETS

## CAPITAL ACCOUNT

Schedule No.	1973	1972
C.1 LOANS, ADVANCES AND ACCOUNTS RECEIVABLE, less allowance for doubtful accounts .....	\$ 195,036,929.02	\$†189,930,425.34
C.2 ADVANCES TO ALBERTA GOVERNMENT TELEPHONES COMMISSION .....	47,318,336.80	30,572,106.02
C.3 WORKING ADVANCES, net assets .....	15,214,820.20	16,599,643.61
C.4 GENERAL ASSETS, less provision to reduce to nominal value .....	1.00	1.00
	<u>\$257,570,087.02</u>	<u>\$237,102,175.97</u>

## INCOME ACCOUNT

I.1 CASH AND INVESTMENTS .....	\$ 279,436,678.52	\$286,381,912.51
I.2 ACCOUNTS RECEIVABLE, less allowance for doubtful accounts .....	23,782,685.33	25,236,504.71
I.3 ARREARS OF ASSESSED TAXES, less allowance for doubtful accounts .....	7,779,261.96	7,122,707.34
I.4 INTEREST RECEIVABLE, less allowance for doubtful accounts .....	8,629,563.92	5,710,193.92
I.5 EQUIPMENT, STORES AND MATERIALS, less depreciation .....	28,514,629.44	28,065,532.84
I.6 PREPAID EXPENSES .....	232,257.34	327,575.13
	<u>\$ 348,375,076.51</u>	<u>\$352,844,426.45</u>

## TRUST ACCOUNT

T.1 CASH AND SHORT TERM DEPOSITS .....	\$ 77,615,647.06	\$ 97,468,083.89
T.2 BONDS, DEBENTURES AND SAVINGS CERTIFICATES .....	142,966,776.41	121,198,217.05
T.3 ARREARS OF ASSESSED TAXES .....	2,481,141.29	2,562,900.87
T.4 ACCOUNTS AND LOANS RECEIVABLE .....	207,497,325.53	148,078,939.99
T.5 MISCELLANEOUS ASSETS .....	18,005,510.02	13,752,413.78
	<u>\$ 448,566,400.31</u>	<u>\$383,060,555.58</u>
	<u>\$1,054,511,563.84</u>	<u>\$973,007,158.00</u>

†1972 figures reflect adjustments referred to in preceding notes (g), (h), (i) and (j).

PROVINCE OF ALBERTA

# BALANCE SHEET

31, 1973

as at March 31, 1972)

## LIABILITIES

### CAPITAL ACCOUNT

Schedule No.	1973	1972
C.5 NET FUNDED DEBT .....	\$ 244,378,724.80	\$206,008,539.76
C.6 UNFUNDED DEBT .....	82,975,091.50	†55,857,415.73
C.7 CAPITAL DEFICIT .....	(69,783,729.28)	†(24,763,779.52)
	<u>\$ 257,570,087.02</u>	<u>\$237,102,175.97</u>

### INCOME ACCOUNT

I.7 UNFUNDED DEBT .....	\$ 39,144,570.06	\$ 52,952,706.66
I.8 UNEARNED REVENUE .....	12,163,395.86	9,647,839.39
I.9 SUSPENSE .....	653,664.74	584,730.60
I.10 INCOME SURPLUS .....	296,413,445.85	†289,659,149.80
	<u>\$ 348,375,076.51</u>	<u>\$352,844,426.45</u>

### TRUST ACCOUNT

T.6 SUNDRY TRUSTS .....	\$ 443,187,744.37	\$376,800,409.75
T.7 LIABILITIES, payable from assets as realized from estates and trusts under administration .....	5,378,655.94	6,260,145.83
	<u>\$ 448,566,400.31</u>	<u>\$383,060,555.58</u>
	<u>\$1,054,511,563.84</u>	<u>\$973,007,158.00</u>

INDIRECT LIABILITIES ..... \$1,509,871,206.00 \$†1,452,412,730.36

Edmonton, Alberta, September 20, 1973

The above Consolidated Balance Sheet is in agreement with the books of the Government of the Province of Alberta as at March 31, 1973.

Subject to the qualifications contained in my report of even date, I certify that, in my opinion, the above Consolidated Balance Sheet is properly drawn up so as to show the true financial position of the Province as at March 31, 1973.

DOUGLAS W. ROGERS, C.A.  
Deputy Provincial Auditor.



GOVERNMENT OF THE PROVINCE OF ALBERTA  
SCHEDULES TO CONSOLIDATED BALANCE SHEET  
FOR THE YEAR ENDED MARCH 31, 1973

## SCHEDULE "C.1"

## LOANS, ADVANCES AND ACCOUNTS RECEIVABLE:

Government of Canada .....		\$ 2,307,198.41
Advances from the Municipal Loans Revolving Fund:		
Cities .....	\$ 27,806,538.89	
Towns .....	1,668,251.09	
Hospital districts .....	1,442,578.96	
Villages .....	813,037.27	
Municipal districts .....	56,496.14	
		31,786,902.35
Alberta Housing Corporation .....		31,040,339.17
Advances under The Municipal Land Loans Act .....		26,267,493.32
Agricultural Development Revolving Fund .....		23,000,000.00
Alberta Opportunity Company .....		14,828,903.90
Advances from the Rural Electrification Revolving Fund .....		13,532,585.36
Brazeau River Development costs recoverable from Calgary Power Ltd. ....		13,337,502.68
Provincial land sales, principal .....		11,239,667.05
Advances under The New Towns Act .....		5,786,964.36
University of Alberta Students' Union re building contribution .....		3,421,682.67
Advances from the Students' Loan Fund .....		3,247,101.79
Alberta Resources Railway Corporation .....		2,562,926.64
University of Alberta Hospital re Centennial Hospital .....		2,332,256.00
University of Calgary Students' Union re building contribution .....		1,846,225.73
Advances under Water Transmission Pipeline Agreements .....		1,809,905.86
Foothills Provincial General Hospital .....		1,500,000.00
Motor Vehicle Accident Claims Fund .....		1,500,000.00
Clearing and breaking land .....		1,413,150.88
Native co-operatives, guarantees implemented .....		1,250,555.10
Advances from the Rural Telephones Revolving Fund .....		1,040,953.96
University of Alberta Hospital .....		900,000.00
Advances from the Homestead Lease Loan Fund .....		630,511.54
Wildlife damage insurance fund .....		548,650.97
University of Alberta, student residences .....		500,000.00
University of Calgary, student residences .....		500,000.00
Agricultural advances .....		470,135.76
Dr. W. W. Cross Cancer Institute .....		451,000.00
Loans to intervenors re Calgary Power rate increase application .....		351,500.00
Glenrose Provincial General Hospital .....		350,000.00
Advances for relief purposes, cities .....		310,843.33
Advances under The Self-Liquidating Projects Act:		
Towns .....	\$ 125,502.12	
Villages .....	73,472.62	
Cities .....	36,281.10	
		235,255.84
Interim assistance loans, guarantees implemented .....		197,802.56
Hail Insurance Board of Alberta, guarantee implemented .....		192,612.02
Prairie Woollen Mills Limited .....		83,230.59
Interim assistance loans to milk farmers, guarantees implemented .....		38,422.21
Alberta Municipal Financing Corporation .....		30,000.00
Feeders associations, guarantees implemented .....		29,416.55
Rural electrification associations, guarantees implemented .....		26,699.29
Western Irrigation District .....		25,684.00
Co-operative Marketing Associations Guarantee Act .....		13,307.87
Crop Reinsurance Fund of Alberta .....		8,041.69
Town of Athabasca .....		5,891.76
Grain drying loans, guarantee implemented .....		5,692.44
Alberta Rabbit Breeders Co-op Limited, guarantee implemented .....		5,295.44
Advances for land utilization .....		4,269.08
Miscellaneous .....		70,350.85
		\$201,036,929.02
Less: Allowance for doubtful accounts .....		6,000,000.00
		\$195,036,929.02

## SCHEDULE "C.2"

ADVANCES TO ALBERTA GOVERNMENT TELEPHONES COMMISSION .....

\$ 47,318,336.80



## STATEMENT No. 2—Continued

SCHEDULE "C.3"  
WORKING ADVANCES, net assets:

Particulars	Total	Cattle Purchasing Advance	Culture, Youth and Recreation Advance	Highways and Transport Stock Advance	Public Trustee's Advance	Public Works Stock Advance	Queen's Printer's Advance	School Book Printer's Advance
Cash on hand and in bank	\$ 11,743.00	\$	\$ 4,171.81	\$	\$ 6,122.89	\$	\$	\$ 1,448.30
Accounts receivable, less allowance for doubtful accounts	3,166,233.42		1,845.55	1,316,017.25	16,951.48	440,761.24	1,287,959.18	102,698.72
Stock on hand	7,987,649.52		34,893.73	5,702,106.57		452,173.87	320,396.76	1,478,078.59
Livestock	43,668.57	43,668.57						
Prepaid expenses and supplies	100,401.87		1,121.17	58,256.91		6,678.46	26,769.76	7,575.57
Plant and equipment, less accumulated depreciation	5,917,400.25		2,688.12	5,438,653.53		221,208.14	233,681.52	21,168.94
Deduct: Accounts payable	\$17,227,096.63	43,668.57	44,720.38	\$12,515,034.26	23,074.37	\$ 1,120,821.71	\$ 1,868,807.22	\$ 1,610,970.12
	2,012,276.43		37,307.54	992,820.93		109,406.24	546,167.73	326,573.99
Net assets	\$15,214,820.20	43,668.57	7,412.84	\$11,522,213.33	23,074.37	\$ 1,011,415.47	\$ 1,322,639.49	\$ 1,284,396.13
Provincial Treasurer's advance	\$15,374,520.82	43,668.57	(12,036.88)	\$11,725,473.87	23,074.37	\$ 950,116.88	\$ 1,288,841.18	\$ 1,355,382.83
Add: Surplus	114,546.62		19,449.72			61,298.59	33,798.31	
Deduct: Deficit	\$15,489,067.44	43,668.57	7,412.84	\$11,725,473.87	23,074.37	\$ 1,011,415.47	\$ 1,322,639.49	\$ 1,355,382.83
	274,247.24			203,260.54				70,986.70
	\$15,214,820.20	43,668.57	7,412.84	\$11,522,213.33	23,074.37	\$ 1,011,415.47	\$ 1,322,639.49	\$ 1,284,396.13

## STATEMENT No. 2—Continued

## SCHEDULE "C.4"

## GENERAL ASSETS, at book value:

## Roads, bridges and ferries:

Highways and roads .....	\$867,597,882.44	
--------------------------	------------------	--

Less: Contributions of Government of Canada and other authorities .....	33,991,159.10	
--	---------------	--

Surveys and compensation for lands .....		\$833,606,723.34
--	--	------------------

Bridges .....	\$139,644,752.59	19,518,101.17
---------------	------------------	---------------

Less: Contributions of Government of Canada and other authorities .....	11,001,512.48	
--	---------------	--

Ferries .....		128,643,240.11
---------------	--	----------------

		530,862.19
--	--	------------

		\$ 982,298,926.81
--	--	-------------------

## Public buildings, including sites and furnishings:

## Hospitals, health clinics and institutions:

Alberta hospital, Edmonton .....	\$ 18,134,084.96
----------------------------------	------------------

Alberta hospital, Ponoka .....	13,256,549.35
--------------------------------	---------------

Deerhome, Red Deer .....	9,524,200.64
--------------------------	--------------

Alberta school hospital, Red Deer .....	8,231,665.71
---	--------------

Dr. W. W. Cross cancer institute, Edmonton .....	5,923,408.67
--	--------------

Claresholm care centre .....	4,956,893.94
------------------------------	--------------

Rosehaven, Camrose .....	4,293,166.44
--------------------------	--------------

Aberhart memorial sanatorium, Edmonton ..	3,876,293.08
---	--------------

Baker memorial sanatorium, Calgary .....	2,960,758.77
--	--------------

Centre for the care of mentally handicapped, Edmonton .....	2,181,231.55
--	--------------

Emotionally disturbed children's diagnostic centre, Edmonton .....	2,037,182.10
---	--------------

Henwood alcoholism in-patient treatment centre, Edmonton .....	1,333,099.43
---	--------------

Veterans' nursing home, Edmonton .....	1,309,965.50
--	--------------

Health science centre, Calgary .....	1,233,992.39
--------------------------------------	--------------

Woodside home, Edmonton .....	543,737.00
-------------------------------	------------

Home for special care, Edmonton .....	525,521.64
---------------------------------------	------------

Youth development centre, Grande Prairie ..	459,548.41
---	------------

Cancer clinic, Calgary .....	428,884.42
------------------------------	------------

Cancer diagnostic clinic, Edmonton .....	415,928.83
--	------------

Sprucecliff home, Calgary .....	392,969.80
---------------------------------	------------

Rosecrest home for children, Edmonton .....	343,662.77
---	------------

Raymond home .....	341,156.59
--------------------	------------

Physically handicapped rehabilitation centre, Edmonton .....	321,994.48
---	------------

Red Cross blood donor clinic, Calgary .....	289,393.15
---	------------

Red Cross blood donor clinic, Edmonton .....	267,425.71
--	------------

Alberta hospital, Calgary .....	263,184.60
---------------------------------	------------

Other buildings .....	2,010,487.51
-----------------------	--------------

	\$ 85,856,387.44
--	------------------

Carried forward .....	
-----------------------	--

\$ 85,856,387.44	\$ 982,298,926.81
------------------	-------------------

## STATEMENT No. 2—Continued

## SCHEDULE "C.4"—Continued

GENERAL ASSETS—brought forward .....			\$ 982,298,926.81
Public buildings, including sites and furnishings—brought forward .....	\$ 85,856,387.44		
Administration and general office buildings:			
J. J. Bowlen building, Calgary .....	\$ 6,937,462.30		
Terrace building, Edmonton .....	6,901,644.06		
Legislative building, Edmonton .....	6,704,292.26		
Highways building, Edmonton .....	3,894,664.99		
Agriculture building, Edmonton .....	3,860,872.53		
Administration building, Edmonton .....	3,718,440.51		
Alberta Health Care Insurance Commission building, Edmonton .....	3,258,207.90		
Natural resources building, Edmonton .....	2,614,893.32		
Petroleum and natural gas building, Calgary .....	2,316,715.94		
Provincial building, Grande Cache .....	1,087,422.85		
Queen's Printer's building, Edmonton .....	1,050,622.38		
Administration building, Medicine Hat .....	1,039,766.18		
Administration building, Lethbridge .....	903,278.64		
Provincial building, Grande Prairie .....	855,377.91		
Municipal affairs building, Edmonton .....	848,395.71		
Alberta block, Edmonton .....	836,315.98		
Provincial building, Wetaskiwin .....	725,773.15		
Provincial building, Edson .....	724,103.83		
Provincial building, Athabasca .....	641,245.52		
Beaver house, Edmonton .....	640,108.23		
Public works building, Edmonton .....	627,487.63		
Provincial building, Brooks .....	594,377.19		
Provincial building, Vegreville .....	589,659.36		
Provincial building, Lacombe .....	511,822.35		
Provincial building, Peace River .....	488,653.26		
Provincial building, Rocky Mountain House .....	461,235.71		
Provincial building, Olds .....	455,504.99		
Provincial building, Camrose .....	430,876.68		
Treasury branch head office building, Edmonton .....	422,963.59		
Government offices (vehicle testing centre), Calgary .....	394,846.65		
Provincial building, High Prairie .....	344,724.91		
Provincial building, Stettler .....	324,825.76		
Provincial building, Lac La Biche .....	324,553.91		
Provincial building, Falher .....	320,772.04		
Provincial building, Hanna .....	304,560.33		
Alberta government office building, Edmonton .....	298,591.54		
Provincial building, Barrhead .....	298,346.01		
Public welfare building, Calgary .....	295,155.38		
Provincial building, Coronation .....	295,114.29		
Provincial building, St. Paul .....	294,801.83		
Provincial building, Castor .....	285,491.66		
Government offices, Madison building, Edmonton .....	264,360.76		
Alberta Jasper building, Edmonton .....	255,928.05		
Provincial building, Red Deer .....	247,986.54		
Provincial building, Fort McMurray .....	245,414.88		
Energy resources conservation board building, Edmonton .....	242,000.05		
Provincial building, Drumheller .....	232,444.46		
Provincial building, Spirit River .....	220,481.39		
Treasury branch building, Medicine Hat .....	212,138.32		
Provincial building, Vermilion .....	200,474.09		
Provincial building, Claresholm .....	198,445.78		
Provincial building, Mayerthorpe .....	195,944.07		
Other buildings .....	9,151,980.59		
		69,591,568.24	
Educational institutions:			
Southern Alberta institute of technology .....	\$ 51,168,431.03		
Northern Alberta institute of technology .....	33,300,284.12		
Agricultural and vocational college, Olds .....	10,687,876.57		
Agricultural and vocational college, Vermilion .....	5,628,851.57		
Carried forward .....	\$100,785,443.29	\$155,447,955.68	\$ 982,298,926.81

## STATEMENT No. 2—Continued

## SCHEDULE "C.4"—Continued

GENERAL ASSETS—brought forward .....		\$ 982,298,926.81
Public buildings, including sites and furnishings—brought forward .....	\$155,447,955.68	
Educational institutions—brought forward .....	\$100,785,443.29	
Alberta vocational centre, Edmonton .....	5,599,912.82	
Alberta vocational centre, Calgary .....	5,355,064.57	
Agricultural and vocational college, Fairview .....	5,077,007.04	
School for the deaf, Edmonton .....	3,355,230.41	
Adult vocational training school, Fort McMurray .....	2,514,967.31	
Forestry training school, Hinton .....	1,669,188.21	
Alberta industrial training centre, Calgary .....	848,662.74	
Alberta vocational centre, Grouard .....	549,998.04	
Alberta industrial petroleum training centre, Edmonton .....	511,544.77	
Outdoor education centre for youth, Blue Lake .....	477,028.29	
Other educational institutions .....	628,620.89	
		127,372,668.38
Correctional institutions:		
Correctional institution, Peace River .....	\$ 7,942,678.32	
Correctional institution, Calgary .....	5,864,403.42	
Bowden institution .....	4,198,652.97	
Correctional institution, Fort Saskatchewan .....	3,920,478.78	
Correctional institution, Lethbridge .....	2,516,167.69	
Youth development centre, Edmonton .....	2,046,067.04	
Belmont rehabilitation centre .....	1,844,180.01	
Other buildings .....	252,855.71	
		28,585,483.94
Court houses and land titles buildings:		
Court house, Edmonton .....	\$ 14,895,469.93	
Court house, Calgary .....	4,416,276.80	
Provincial judges court and remand centre, Calgary .....	1,865,484.02	
Land titles, Edmonton .....	1,372,586.44	
Court house, Red Deer .....	636,131.63	
Court house, Lethbridge .....	562,997.40	
Court house, Medicine Hat .....	437,305.31	
Court house, Grande Prairie .....	407,548.62	
Court house, Peace River .....	395,075.56	
Court house, Fort Macleod .....	287,520.44	
Court house, Drumheller .....	270,668.76	
Court house, Wetaskiwin .....	204,609.28	
Other buildings .....	607,388.86	
		26,359,063.05
Homes for the aged .....		25,700,235.07
Public works power house, university area, Edmonton .....		25,214,611.78
Storage and repair shops .....		25,149,940.77
Lands and forests buildings .....		17,709,469.07
Liquor stores and warehouses .....		10,306,183.18
Provincial museum and archives building, Edmonton .....		9,478,121.68
Agriculture and wildlife conservation laboratory, Edmonton .....		6,535,813.91
Provincial auditorium, Calgary .....		6,437,554.65
Provincial auditorium, Edmonton .....		6,325,388.46
Research council pilot plant, Clover Bar .....		2,671,296.90
Land, Calgary .....		2,599,341.17
Research council laboratory, Edmonton .....		2,157,545.89
Land, Edmonton .....		2,069,325.40
Single men's hostel, Calgary .....		1,141,638.96
Tree nursery, Oliver .....		1,073,185.88
Museum, Glenbow Foundation, Calgary .....		678,618.80
Single men's hostel, Edmonton .....		665,296.99
Public welfare centre, Gunn .....		511,943.70
Regional veterinary laboratory, Fairview .....		417,415.39
Carried forward .....	\$484,608,098.70	\$ 982,298,926.81

## STATEMENT No. 2—Continued

## SCHEDULE "C.4"—Continued

GENERAL ASSETS—brought forward .....		\$982,298,926.81
Public buildings, including sites and furnishings—brought forward .....	\$484,608,098.70	
Police buildings .....	377,235.41	
Civil defence building, Edmonton .....	345,708.76	
Regional veterinary laboratory, Lethbridge .....	283,420.57	
University of Alberta farm, Edmonton .....	198,544.27	
Miscellaneous buildings .....	2,194,566.92	
	<u>\$488,007,574.63</u>	
Less: Contributions of Government of Canada and other authorities .....	38,382,119.29	
		449,625,455.34
Universities:		
University of Alberta (Statement No. 286):		
Redemption of debentures .....	\$ 4,000,000.00	
Buildings, grounds, equipment, etc. ....	208,835,222.64	
	<u>\$212,835,222.64</u>	
Less: Contributions of Government of Canada and other authorities .....	11,326,869.18	
		\$201,508,353.46
University of Calgary (Statement No. 294):		
Buildings, grounds, equipment, etc. ....	\$131,119,741.48	
Less: Contributions of Government of Canada .....	9,336,833.22	
		121,782,908.26
University of Lethbridge (Statement No. 304):		
Buildings, grounds, equipment, etc. ....	17,599,149.60	
Banff School of Fine Arts (Statement No. 301):		
Buildings, grounds, equipment, etc. ....	3,973,752.21	
Athabasca University (Statement No. 282):		
Furnishings, equipment and development expense .....	805,978.83	
		345,670,142.36
Drainage and irrigation .....	\$ 21,930,914.34	
Control and diversion of water and river bank protection .....	15,305,844.68	
	<u>\$ 37,236,759.02</u>	
Less: Contributions of Government of Canada and other authorities .....	4,989,241.99	
		32,247,517.03
Irrigation projects:		
St. Mary River Irrigation District .....	\$ 20,497,644.98	
Bow River Irrigation District .....	7,838,550.20	
Taber Irrigation District .....	1,516,054.05	
Lethbridge Northern Irrigation District .....	887,608.39	
Eastern Irrigation District .....	794,935.48	
Raymond Irrigation District .....	304,256.81	
Magrath Irrigation District .....	121,856.41	
Western Irrigation District .....	102,712.41	
Land manager .....	133,068.65	
		32,196,687.38
Alberta Colleges Commission, colleges capital expenditure .....		31,300,000.00
Grants to cities, municipal districts, improvement districts, counties and special areas for the construction of roads and bridges .....		17,931,157.27
Land, farm consolidation, grazing reserves and resource conservation and utilization .....	\$ 16,067,304.86	
Less: Contributions of Government of Canada .....	4,006,511.51	
		12,060,793.35
Forest access roads and trails .....	\$ 11,079,161.04	
Less: Contributions of Government of Canada .....	2,960,135.99	
		8,119,025.05
Carried forward .....		\$1,911,449,704.59



## STATEMENT No. 2—Continued

## SCHEDULE "C.4"—Continued

GENERAL ASSETS—brought forward .....			\$1,911,449,704.59
University of Alberta Hospital .....		\$ 16,182,803.65	
Less: Reserve arising under Hospitalization Benefits Plan .....	\$ 9,019,889.04		
Contributions of Government of Canada .....	686,770.82		
		9,706,659.86	
Big Horn storage and power development .....			6,476,143.79
Electronic equipment, Data Processing Centre .....			5,917,401.28
Lesser Slave Lake projects .....	\$ 4,686,710.24		5,541,839.86
Less: Contributions of Government of Canada .....	1,531,346.96		
			3,155,363.28
Provincial parks and auto tourist camps .....	\$ 5,354,091.29		
Less: Contributions of Government of Canada .....	1,518,025.13		
			3,836,066.16
Miscellaneous public works:			
Provincial farms .....	\$ 2,400,790.37		
Special areas, buildings and land .....	166,649.95		
Cooking Lake sea plane base .....	5,857.74		
			2,573,298.06
Centennial Hospital .....			2,238,764.00
General ecology programs .....			2,013,787.43
Northern development airports, including airstrips, terminals and equipment .....	\$ 1,828,698.28		
Less: Contributions of Government of Canada .....	263,574.76		
			1,565,123.52
Health sciences centre, Edmonton:			
Planning, consulting fees, etc., unallocated .....	\$ 2,033,832.08		
Less: Contributions of Government of Canada .....	525,394.87		
			1,508,437.21
Photographic survey of natural resources .....	\$ 1,894,785.59		
Less: Contributions of Government of Canada .....	415,205.43		
			1,479,580.16
Miscellaneous:			
Aircraft .....	\$ 475,506.90		
Pollution control technical services .....	393,424.03		
Hamlet development .....	341,353.35		
Landslide stabilization, Town of Athabasca .....	319,452.82		
Seed grain and other agricultural inventories .....	195,391.50		
Fish plant properties .....	155,996.00		
Fish and wildlife resources, surveys and development program .....	\$ 211,957.73		
Less: Contributions of Government of Canada .....	61,246.38		
		150,711.35	
Forest management program .....	\$ 177,532.58		
Less: Contributions of Government of Canada .....	82,400.00		
		95,132.58	
Domestic water projects .....	\$ 94,458.49		
Less: Contributions by Government of Canada .....	10,367.28		
		84,091.21	
Library .....		73,503.31	
Museum .....		58,271.91	
Strip coal mining assessment program .....		58,000.00	
Grant to Alberta Art Foundation .....		50,000.00	
Geological mapping .....		41,409.15	
Fishes of Alberta book, inventory .....		36,684.83	
Gypsum test drilling program .....		15,000.00	
Water well test drilling program .....		10,779.23	
Faust pre-school and community centre .....		9,994.70	
Electric service extension at Wabasca and Desmarais .....		8,790.00	
Wabasca-Desmarais tannery .....		7,473.81	
Birds of Alberta book, inventory .....		4,753.83	
Radium .....		2,962.90	
Other .....		32,486.91	
			2,621,170.32
Less: Provision to reduce to nominal value .....			\$1,950,376,679.66
			1,950,376,678.66
			\$ 1.00



## STATEMENT No. 2—Continued

## SCHEDULE "C.5"

## NET FUNDED DEBT:

Debentures and treasury bills (Statement No. 13) .....	\$ 248,894,646.51
Less: Sinking fund assets .....	4,515,921.71
	<u>\$ 244,378,724.80</u>

## SCHEDULE "C.6"

## UNFUNDED DEBT:

Alberta Universities Commission .....	\$ 40,236,720.95
Bank and treasury branch loans .....	25,000,000.00
Accounts payable .....	13,285,317.48
Alberta Housing Corporation .....	2,913,905.39
Loans from Government of Canada, Lesser Slave Lake projects .....	1,369,210.40
Savings certificates .....	480.00
Miscellaneous:	
Unclaimed dividends .....	\$ 149,818.28
Prosperity certificates outstanding .....	19,639.00
	<u>169,457.28</u>
	<u>\$ 82,975,091.50</u>

## SCHEDULE "C.7"

## CAPITAL DEFICIT:

Arising from excess of capital payments over receipts, provided from income account:		
General Revenue Fund .....		\$1,812,578,957.74
Arising from redemption of debt from income account:		
As at March 31, 1972 .....	\$ 62,756,216.28	
Redemption of debt:		
Debentures .....	240,000.00	
Treasury bills .....	492,021.78	
Contribution to Province of Alberta sinking fund .....	2,900,000.00	
	<u>\$ 66,388,238.06</u>	
Deduct: Discount on debentures redeemed .....	4,707.36	
		<u>66,383,530.70</u>
Arising from:		
Sale of provincial lands .....	\$ 28,365,308.33	
Income contributions to capital .....	17,478,836.23	
Transfer of School Lands Trust assets to general revenue .....	16,449,550.50	
Award of the Royal Commission on the Natural Resources of Alberta .....	5,000,000.00	
Assets created from Post-War Reconstruction Fund .....	4,325,824.23	
Unamortized premium on United States funds .....	2,299,138.70	
Profit on redemption of debentures .....	1,955,111.85	
Earnings on Alberta Universities Commission sinking fund .....	763,279.05	
Beaver House, Edmonton transferred to Province of Alberta .....	249,999.00	
Disposal of capital assets, net .....	235,738.39	
Earnings on Province of Alberta sinking fund .....	215,921.71	
Horned Cattle Trust assets transferred to Province of Alberta .....	159,598.26	
Earnings on universities capital funds held by Alberta Universities Commission .....	119,843.14	
Pleasantview Home, Youngstown transferred to Province of Alberta .....	114,110.84	
Civil servants' voluntary contributions, capital account .....	106,595.96	
Provincial farm, Brooks .....	33,534.44	
Prosperity certificates, stamps proceeds .....	12,946.08	
Miscellaneous, net .....	160.00	
		<u>77,885,496.71</u>
		<u>\$1,956,847,985.15</u>
Deduct:		
Deferred charges, SCHEDULE "C.7A" .....	\$ 13,981,880.98	
Capital losses, SCHEDULE "C.7B" .....	56,273,154.79	
		<u>70,255,035.77</u>
		<u>\$1,886,592,949.38</u>
Deduct:		
Provision to reduce General Assets to nominal value .....	\$1,950,376,678.66	
Allowance for doubtful accounts .....	6,000,000.00	
		<u>1,956,376,678.66</u>
		<u>\$ 69,783,729.28</u>

## STATEMENT No. 2—Continued

## SCHEDULE "C.7A"

## DEFERRED CHARGES:

As at March 31, 1972 .....	\$ 13,975,360.21
Add: Non-recoverable expenditure in connection with control of agricultural pests .....	11,228.13
	<u>\$ 13,986,588.34</u>
Deduct:	
Discount on debentures redeemed .....	4,707.36
Deducted from capital surplus .....	<u>\$ 13,981,880.98</u>

## SCHEDULE "C.7B"

## CAPITAL LOSSES:

As at March 31, 1972 .....	\$ 55,315,881.79
Add: Losses arising from:	
Disposal of buildings and equipment .....	\$ 950,085.93
Advances from the Students' Loan Fund .....	6,349.62
Increase of working advances net operating deficit .....	5,502.39
Agricultural advances .....	787.84
Public Trustee working advance .....	140.98
	<u>962,866.76</u>
	<u>\$ 56,278,748.55</u>
Deduct:	
Alberta Health Plan, collections .....	5,593.76
Deducted from capital surplus .....	<u>\$ 56,273,154.79</u>

## SCHEDULE "I.1"

## CASH AND INVESTMENTS:

Cash in banks and treasury branches, in transit and on hand and short term deposits .....	\$ 176,054,793.64
Investments:	
Special Investment Fund (Statement No. 14) .....	103,381,884.88
	<u>\$ 279,436,678.52</u>

## SCHEDULE "I.2"

## ACCOUNTS RECEIVABLE:

Advanced Education Department:	
Government of Canada .....	\$ 2,184,356.11
Miscellaneous accounts .....	571,511.98
	<u>\$ 2,755,868.09</u>
Agriculture Department:	
Government of Canada .....	\$ 288,535.19
Miscellaneous accounts .....	130,782.23
	<u>419,317.42</u>
Attorney General's Department:	
Government of Canada .....	\$ 125,505.82
Miscellaneous accounts .....	388,454.23
	<u>513,960.05</u>
Culture, Youth and Recreation Department:	
Miscellaneous accounts .....	30,158.37
Education Department:	
Government of Canada .....	\$ 177,033.14
Miscellaneous accounts .....	158.28
	<u>177,191.42</u>
Environment Department:	
Miscellaneous accounts .....	1,280.99
Executive Council:	
Miscellaneous accounts .....	117.85
Health Commissions:	
Government of Canada .....	10,492,537.31
Health and Social Development:	
Government of Canada .....	\$ 2,397,191.51
Maintenance charges .....	33,940,578.52
Provinces and municipalities .....	891,632.80
Miscellaneous accounts .....	57,440.70
	<u>37,286,843.53</u>

Carried forward ..... \$ 51,677,275.03

## STATEMENT No. 2—Continued

## SCHEDULE "I.2"—Continued

ACCOUNTS RECEIVABLE—brought forward .....		\$ 51,677,275.03
Highways and Transport Department:		
Government of Canada .....	\$ 3,496.27	
Miscellaneous accounts .....	36,940.47	
		40,436.74
Industry and Commerce Department:		
Government of Canada .....	\$ 1,258.98	
Miscellaneous accounts .....	6,778.50	
		8,037.48
Lands and Forests Department:		
Government of Canada .....	\$ 33,358.03	
Miscellaneous accounts .....	2,244,937.61	
		2,278,295.64
Legislation:		
Miscellaneous accounts .....		7,250.00
Manpower and Labour Department:		
Miscellaneous accounts .....		31,585.59
Mines and Minerals Department:		
Miscellaneous accounts .....		32,491.40
Municipal Affairs Department:		
Miscellaneous accounts .....		868,130.34
Public Works Department:		
Government of Canada .....	\$ 198,570.22	
Miscellaneous accounts .....	233,680.46	
		432,250.68
Telephones and Utilities Department:		
Miscellaneous accounts .....		31.00
Treasury Department:		
Government of Canada .....	\$ 191,530.43	
Miscellaneous accounts .....	27,866,726.27	
		28,058,256.70
Less: Allowance for doubtful accounts .....		\$ 83,434,040.60
		59,773,933.72
Alberta Liquor Control Board .....		\$ 23,660,106.88
		122,578.45
		\$ 23,782,685.33

## SCHEDULE "I.3"

## ARREARS OF ASSESSED TAXES:

Fuel oil tax .....	\$ 7,736,486.79
Mineral tax .....	38,658.37
Bus mileage tax .....	4,551.65
Succession duties tax .....	298.02
	\$ 7,779,994.83
Less: Allowance for doubtful accounts .....	732.87
	\$ 7,779,261.96

## STATEMENT No. 2—Continued

## SCHEDULE "I.4"

## INTEREST RECEIVABLE:

Advanced Education Department .....	\$	167,542.66
Agriculture Department .....		60,179.66
Lands and Forests Department .....		529,190.46
Mines and Minerals Department .....		3,100.21
Municipal Affairs Department .....		156,027.90
Public Works Department .....		170,017.21
Treasury Department .....		13,059,669.99
	\$	14,145,728.09
Less: Allowance for doubtful accounts .....		5,516,164.17
	\$	8,629,563.92

## SCHEDULE "I.5"

## EQUIPMENT, STORES AND MATERIAL:

Department	Automobiles	Equipment and Supplies	Stores and Material	Livestock and Poultry	Libraries	Totals
Advanced Education .....	\$ 38,563.03	\$ 207,996.75	\$ 190,776.23	\$205,020.00	\$ 463,551.39	\$ 1,105,907.40
Agriculture .....	46,985.89	743,631.35	80,950.00		5,000.00	876,567.24
Attorney General .....	134,368.31	546,234.36	531,934.45		411,638.00	1,624,175.12
Culture, Youth and Recreation .....	32,186.41	151,275.91	429,402.91		58,859.31	671,724.54
Education .....	6,202.43	332,286.74	637,053.80			975,542.97
Environment .....	51,160.00	298,118.00	31,000.00		23,300.00	403,578.00
Executive Council .....	34,783.74	190,284.70	66,572.00		496,598.00	788,238.44
Federal and Intergovernmental Affairs .....	6,522.86	9,051.05	3,000.00		1,500.00	20,073.91
Health and Social Development .....	113,175.48	967,507.51	1,565,490.99	29,768.00	50,518.95	2,726,460.93
Health Commissions .....		177,176.30	37,540.03		29,211.62	243,927.95
Highways and Transport .....	2,983.48	468,130.92	123,988.45			595,102.85
Industry and Commerce .....	78,286.77	1,158,250.58	33,264.87		1,000.00	1,270,802.22
Lands and Forests .....	1,061,269.79	5,005,991.81	73,514.36		8,733.25	6,149,509.21
Legislation .....		28,800.32	128,320.59			157,120.91
Manpower and Labour .....	5,400.46	104,079.21	71,684.68		4,499.07	185,663.42
Mines and Minerals .....	5,665.56	72,485.14	13,635.98		6,889.39	98,676.07
Municipal Affairs .....	5,800.48	59,422.08	16,667.56			81,890.12
Public Works .....	33,107.57	85,272.48	1,010,798.79			1,129,178.84
Telephones and Utilities .....		871.00	800.00		2,700.00	4,371.00
Treasury .....	8,627.80	65,576.13	102,991.61		925.00	178,120.54
	\$1,665,090.06	\$10,672,442.34	\$ 5,149,387.30	\$234,788.00	\$1,564,923.98	\$19,286,631.68
Alberta Liquor Control Board .....	53,832.40	52,549.71	9,121,615.65			9,227,997.76
	\$1,718,922.46	\$10,724,992.05	\$14,271,002.95	\$234,788.00	\$1,564,923.98	\$28,514,629.44

## STATEMENT No. 2—Continued

## SCHEDULE "I.6"

## PREPAID EXPENSES:

General Revenue Fund .....	\$ 119,696.03
Alberta Liquor Control Board .....	112,561.31
	<u>\$ 232,257.34</u>

## SCHEDULE "I.7"

## UNFUNDED DEBT:

Accounts Payable:		
General Revenue Fund .....	\$ 24,156,543.96	
Alberta Liquor Control Board .....	7,131,799.29	
		\$ 31,288,343.25
Interest on funded debt, accrued but not due .....		6,823,321.74
Loans from Government of Canada, Lesser Slave Lake project .....		1,032,905.07
		<u>\$ 39,144,570.06</u>

## SCHEDULE "I.8"

## UNEARNED REVENUE:

## General Revenue Fund:

Revenue of the fiscal year 1973-74 on hand, or in transit, March 31, 1973:		
Automobile and truck licenses, drivers' licenses, etc. ....	\$ 10,979,065.62	
Other revenues .....	738,881.26	
		\$ 11,717,946.88
Alberta Liquor Control Board .....		445,448.98
		<u>\$ 12,163,395.86</u>

## SCHEDULE "I.9"

## SUSPENSE:

Consisting of cash collections not allocated at March 31, 1973, and which will eventually be disbursed to other funds or refunded .....	\$ 653,664.74
---	---------------

## SCHEDULE "I.10"

## CONSOLIDATED SURPLUS:

Accumulated surplus on income account (Statement No. 16) .....	\$2,030,546,616.15
Add:	
Income assets less income liabilities and adjustments .....	\$ 60,330,503.70
Civil service pension fund transferred from capital .....	7,863,753.14
	<u>68,194,256.84</u>
	\$2,098,740,872.99
Deduct: Excess of capital expenditures over receipts to March 31, 1973 .....	1,812,578,957.74
	<u>\$ 286,161,915.25</u>
Add: Alberta Liquor Control Board profits appropriated for capital account and reserve fund .....	10,251,530.60
	<u>\$ 296,413,445.85</u>

STATEMENT No. 2—Continued  
SCHEDULE OF TRUST ACCOUNTS

	T.6 Sundry Trusts	T.7 Liabilities	T.1 Cash and Share Deposits	T.2 Bonds, Debentures and Savings Certificates	T.3 Arrears of Assessed Taxes	T.4 Accounts and Loans Receivable	T.5 Miscellaneous Assets
Advanced Education Department:							
Agricultural and vocational college, Fairview	\$ 5,320.83	\$	\$ 5,320.83				
Agricultural and vocational college, Olds	8,769.07		8,769.07				
Agricultural and vocational college, Vermilion	3,636.04		3,636.04				
Alberta Universities Commission:							
Matured coupons	55,827.50		55,827.50				
Sinking fund	4,763,579.05		1,107.47	4,642,010.12			120,161.46
Northern Alberta institute of technology	199,477.57		48,217.09				
Southern Alberta institute of technology	199,477.57		199,477.57				
University of Calgary sinking fund	393,656.86		12,782.36	376,803.70			4,070.80
Agriculture Department:							
Claude G. Gallinger Memorial Fund	11,813.56		2,066.69	9,746.87			
Corp Reinsurance Fund	375,991.94	14,476.72	6,435.03			384,033.63	
Horned cattle trust	1,829,115.89		1,824,459.11				4,676.88
Livestock Patron's Assurance Fund	128,188.99		6,435.09	43,821.90			
Surface Rights Board	414,502.36		414,302.56				
Wheat board money trust	128,579.46		6,461.11	119,426.97			2,691.38
Attorney General's Department:							
Contractual Services Fund	111,390.52		91,082.20	20,308.32			
Fire and theft distribution trust	72,367.98		22,367.98	50,000.00			
Insurance companies trust	2,886,705.00			2,886,705.00			
Land titles office, Calgary	124,323.80		124,323.80				
Land titles office, Edmonton	73,435.89		73,435.89				
Mortgage Brokers Regulation Act	17,500.00			17,500.00			
Public Trustee	46,866,515.93	2,975,840.77	31,380,568.42	31,380,571.67		2,406,706.66	13,636,509.95
Registrar's assurance fund	271,759.10		221,759.10	50,000.00			
Securities Act	29,310.00			29,310.00			
Various court officials, Provincial judges and correctional institutions	3,629,029.33		3,588,423.33	40,500.00			106.00
Education Department:							
Mildred Rowe Weston Estate Trust	38,347.45		8,384.95	29,962.50			
School for the deaf	2,440.56		2,440.56				
School foundation program fund	6,983,499.18		5,996,563.87			986,935.31	
Environment Department:							
Alberta Environmental Research Trust	201,277.03		201,277.03				
Water resources development fund	1,770.28		1,770.28				
Executive Council:							
Library, students' deposits	52.00		52.00				
Health and Social Development Department:							
Child welfare trust	562,355.51		559,255.51	3,100.00			
Hospitals, Sanatorium and other institutions:							
Patients' trust accounts	334,246.67		334,246.67				
Miscellaneous	4,556.51		4,556.51				
Metis population betterment trust	357,330.69		357,330.69				
Industry and Commerce Department:							
Licensing of Trades and Businesses Act	3,000.00			3,000.00			
Research Council of Alberta	18,000.00			18,000.00			



<b>Lands and Forests Department:</b>									
Forests Act	1,775,585.50	548,650.97	8,081.36	1,775,585.50				2,295.00	
Wildlife damage insurance fund	†(538,274.61)		48,147.69						
Wildlife depreciation trust	48,147.69								
<b>Manpower and Labour Department:</b>									
Industrial Wages Security Act	145,919.19		66,619.19	79,300.00					
Trade Schools Regulation Act	1,000.00			1,000.00					
<b>Mines and Minerals Department:</b>									
Mines and Minerals Act	6,900,000.00			6,900,000.00					
Oil and Gas Conservation Act	2,806,000.00			2,806,000.00					
<b>Municipal Affairs Department:</b>									
Alberta planning fund	11,778.52	108,220.86	11,778.52	1,371,065.00	2,309,984.52			1,021,077.68	
Improvement districts trust	9,240,771.79		4,646,865.45	30,670.00					
Mechanical Road Board Act	30,670.00	102,920.21	1,365,901.34		171,156.77			536,363.19	862,124.04
Special Areas Board	2,832,625.13								
<b>Public Works Department:</b>									
Public Works Department Act	614,810.00			614,810.00					
<b>Treasury Department:</b>									
Alberta Civil Service Employees' Charity Trust	389,327.57		272,327.57	117,000.00					
Alberta Resources Railway Corporation Trust	50,092.25		50,092.25						
Anonymous trust	202,199.64		202,199.64						
Bonded coupon accounts:	800.00		800.00						
1951 debt reorganization program	8,457.27		8,457.27						
1945 debt reorganization program	134,459.52		134,459.52						
Matured interest coupons	6,810.00								
Unpresented debentures	13,476,578.77		7,759,584.39	4,705,111.54				1,011,882.84	
General trust account	†(1,158,304.75)	1,500,000.00	7,514,805.75)					396,501.00	
Motor vehicle accident claims fund	3,852,917.75		3,852,917.75						
Payroll deduction trust	189,795.68		1,535.44	187,451.65					808.59
Retirement annuities fund	28,625.92		8,730.32	19,895.60					
Trust estate trust									
Treasury branches deposits fund	331,182,191.70	128,546.41	42,546,726.90	84,638,120.07				200,751,530.22	3,374,360.92
	\$443,187,744.37	\$ 5,378,655.94	\$ 77,615,647.06	\$142,966,776.41	\$ 2,481,141.29	\$207,497,325.53	\$ 18,005,510.02		

† Deficit



GOVERNMENT OF THE PROVINCE OF ALBERTA  
COMPARATIVE STATEMENT OF ACCOUNTS PAYABLE

AS AT MARCH 31, 1972 AND MARCH 31, 1973

Service	March 31, 1973	March 31, 1972	Increase	Decrease
<b>INCOME ACCOUNT:</b>				
Agriculture .....	\$ 629,650.20	\$ 684,589.51	\$ .....	\$ 54,939.31
Attorney General .....	4,420,187.17	3,840,883.52	579,303.65	.....
Education .....	1,280,186.07	753,464.43	526,721.64	.....
Executive Council .....	455,153.69	449,215.52	5,938.17	.....
Highways and Transport .....	1,603,752.77	15,865,634.12	.....	14,261,881.35
Industry and Commerce .....	236,701.24	188,867.86	47,833.38	.....
Manpower and Labour .....	136,162.40	53,849.76	82,312.64	.....
Lands and Forests .....	693,075.38	787,917.45	.....	94,842.07
Legislation .....	136,791.48	66,986.99	69,804.49	.....
Mines and Minerals .....	43,032.68	30,978.68	12,054.00	.....
Municipal Affairs .....	3,600,679.47	2,579,020.02	1,021,659.45	.....
Public Debt, miscellaneous .....	.....	660.30	.....	660.30
Health Commissions .....	44,972.00	.....	44,972.00	.....
Health and Social Development .....	6,353,220.25	6,041,630.75	311,589.50	.....
Public Works .....	1,098,035.41	1,040,136.84	57,898.57	.....
Treasury .....	843,510.02	2,249,078.07	.....	1,405,568.05
Culture, Youth and Recreation .....	301,788.23	994,612.57	.....	692,824.34
The Environment .....	404,762.01	122,549.77	282,212.24	.....
Advanced Education .....	1,830,381.78	1,850,590.52	.....	20,208.74
Federal and Intergovernmental Affairs .....	4,161.60	3,763.35	398.25	.....
Telephones and Utilities .....	40,340.11	130.41	40,209.70	.....
Sub-total .....	\$24,156,543.96	\$37,604,560.44	\$ .....	\$13,448,016.48
Interest on funded debt, and bank and treasury branch loans, accrued but not due .....	6,823,321.74	5,699,910.16	1,123,411.58	.....
Interest on savings certificates, accrued but not due .....	.....	178.07	.....	178.07
<b>TOTAL: Income Account .....</b>	<b>\$30,979,865.70</b>	<b>\$43,304,648.67</b>	<b>.....</b>	<b>\$12,324,782.97 (Net)</b>
<b>CAPITAL ACCOUNT:</b>				
Agriculture .....	\$ 72,162.10	\$ 6,724.84	\$ 65,437.26	\$ .....
Education .....	.....	101,730.59	.....	101,730.59
Highways and Transport .....	8,177,138.53	2,616,271.64	5,560,866.89	.....
Lands and Forests .....	180,848.34	387,925.61	.....	207,077.27
Legislation .....	102,994.81	.....	102,994.81	.....
Health and Social Development .....	.....	13,734.55	.....	13,734.55
Public Works .....	3,936,289.67	5,877,975.22	.....	1,941,685.55
The Environment .....	814,369.52	1,459,584.81	.....	645,215.29
Advanced Education .....	1,514.51	.....	1,514.51	.....
<b>TOTAL: Capital Account .....</b>	<b>\$13,285,317.48</b>	<b>\$10,463,947.26</b>	<b>\$ 2,821,370.22 (Net)</b>	<b>.....</b>
<b>TOTAL: Accounts Payable, General Revenue Fund .....</b>	<b>\$44,265,183.18</b>	<b>\$53,768,595.93</b>	<b>.....</b>	<b>\$ 9,503,412.75 (Net)</b>

GOVERNMENT OF THE PROVINCE OF ALBERTA  
SUMMARIZED COMPARATIVE STATEMENT OF REVENUE AND EXPENDITURE  
(Showing Source and Disposition of All Funds)

GENERAL REVENUE FUND

FOR THE YEAR ENDED MARCH 31, 1973

REVENUE

	Actual	Estimates	In excess of estimates	Less than estimates
<b>Income Account:</b>				
Agriculture .....	\$ 2,753,957.26	\$ 3,534,480.00	\$ .....	\$ 780,522.74
Attorney General .....	14,122,849.78	11,482,810.00	2,640,039.78	.....
Education .....	774,668.07	724,200.00	50,468.07	.....
Executive Council .....	30,832,935.49	25,691,200.00	5,141,735.49	.....
Highways and Transport .....	32,458,524.45	31,090,000.00	1,368,524.45	.....
Industry and Commerce .....	899,867.55	733,100.00	166,767.55	.....
Manpower and Labour .....	2,468,817.24	2,003,000.00	465,817.24	.....
Lands and Forests .....	15,303,095.24	11,660,000.00	3,643,095.24	.....
Legislation .....	1,255,773.05	1,260,000.00	.....	4,226.95
Mines and Minerals .....	334,260,111.66	316,560,000.00	17,700,111.66	.....
Municipal Affairs .....	2,557,614.68	1,334,575.00	1,023,039.68	.....
Health Commissions .....	102,518,451.43	99,171,150.00	3,347,301.43	.....
Health and Social Development .....	59,865,977.99	62,549,930.00	.....	2,683,952.01
Public Works .....	4,281,855.29	4,044,210.00	237,645.29	.....
Treasury .....	560,774,422.96	505,245,375.00	55,529,047.96	.....
Culture, Youth and Recreation .....	708,441.46	594,253.00	114,188.46	.....
The Environment .....	590,502.70	618,900.00	.....	28,397.30
Advanced Education .....	69,849,890.71	67,526,600.00	2,323,290.71	.....
Telephones and Utilities .....	4,586.56	1,300.00	3,286.56	.....
<b>Total: Income Account .....</b>	<b>\$1,236,282,343.57</b>	<b>\$1,146,025,083.00</b>	<b>\$ 90,257,260.57</b>	<b>(Net)</b>
<b>Capital and Statutory Account:</b>				
Agriculture .....	\$ 1,874,776.78	\$ 760,000.00	\$ 1,114,776.78	\$ .....
Executive Council .....	5,178.22	995,000.00	.....	989,821.78
Highways and Transport .....	259,147.94	225,000.00	34,147.94	.....
Lands and Forests .....	1,643,694.02	1,412,000.00	231,694.02	.....
Municipal Affairs .....	50,984.46	27,915.00	23,069.46	.....
Health Commissions .....	3,867,754.85	.....	3,867,754.85	.....
Public Works .....	1,373,873.66	2,188,800.00	.....	814,926.34
Treasury .....	163,328,750.07	43,313,900.00	120,014,850.07	.....
The Environment .....	15,874.68	302,000.00	.....	286,125.32
<b>Total: Capital Account .....</b>	<b>\$ 172,420,034.68</b>	<b>\$ 49,224,615.00</b>	<b>\$ 123,195,419.68</b>	<b>(Net)</b>
<b>Less: Sale of investments .....</b>	<b>\$ 33,683,381.79</b>			
Proceeds from sale of debentures .....	42,184,000.00			
Proceeds from bank and treasury branch borrowings .....	25,000,000.00			
<b>Total: Capital Account .....</b>	<b>\$ 100,867,381.79</b>			
<b>Total: Capital Account .....</b>	<b>\$ 71,552,652.89</b>			

EXPENDITURE

<b>Income Account:</b>				
Agriculture .....	\$ 20,308,085.68	\$ 18,403,925.00	\$ 1,904,160.68	\$ .....
Attorney General .....	31,186,076.55	33,143,400.00	.....	1,957,323.45
Education .....	244,207,986.21	254,651,800.00	.....	10,443,813.79
Executive Council .....	25,078,274.57	23,892,398.00	1,185,876.57	.....
Highways and Transport .....	21,771,380.61	22,815,340.00	.....	1,043,959.39
Industry and Commerce .....	5,563,903.88	5,892,000.00	.....	328,096.12
Manpower and Labour .....	16,425,038.73	11,328,625.00	5,096,413.73	.....
Lands and Forests .....	24,800,304.66	22,999,445.00	1,800,859.66	.....
Legislation .....	5,689,846.26	4,994,596.00	695,250.26	.....
Mines and Minerals .....	2,038,462.98	1,858,530.00	179,932.98	.....
Municipal Affairs .....	79,474,336.66	81,696,275.00	.....	2,221,938.34
Health Commissions .....	255,964,676.37	256,043,864.00	.....	79,187.63
Health and Social Development .....	143,312,850.45	153,734,340.00	.....	10,421,489.55
Public Works .....	38,906,327.60	41,946,050.00	.....	3,039,722.40
Treasury .....	55,550,221.56	57,932,463.00	.....	2,382,241.44
Culture, Youth and Recreation .....	7,201,040.55	5,652,750.00	1,548,290.55	.....
The Environment .....	4,170,298.00	5,014,400.00	.....	844,142.00
Advanced Education .....	140,891,791.86	143,017,630.00	.....	2,125,838.14
Federal and Intergovernmental Affairs .....	259,995.04	291,920.00	.....	31,924.96
Telephones and Utilities .....	362,050.71	214,925.00	147,125.71	.....
<b>Total: Income Account .....</b>	<b>\$1,123,162,948.93</b>	<b>\$1,145,524,716.00</b>	<b>\$ .....</b>	<b>\$ 22,361,767.07</b>
<b>Total: Income Account .....</b>	<b>\$1,123,162,948.93</b>	<b>\$1,145,524,716.00</b>	<b>\$ .....</b>	<b>\$ 22,361,767.07</b>
<b>Total: Income Account .....</b>	<b>\$1,123,162,948.93</b>	<b>\$1,145,524,716.00</b>	<b>\$ .....</b>	<b>\$ 22,361,767.07</b>
<b>Total: Income Account .....</b>	<b>\$1,123,162,948.93</b>	<b>\$1,145,524,716.00</b>	<b>\$ .....</b>	<b>\$ 22,361,767.07</b>

## STATEMENT No. 4—Continued

## EXPENDITURE—Continued

	Actual	Estimates	In excess of estimates	Less than estimates
Capital and Statutory Account:				
Agriculture .....	\$ 1,504,184.35	\$ 1,453,090.00	\$ 51,094.35	\$ .....
Executive Council .....	1,708,828.46	1,850,000.00	.....	141,171.54
Highways and Transport .....	79,678,902.81	86,757,010.00	.....	7,078,107.19
Lands and Forests .....	2,205,513.69	2,172,220.00	33,293.69	.....
Legislation .....	337,353.40	342,930.00	.....	5,576.60
Health and Social Development .....	.....	.....	.....	.....
Public Works .....	35,596,722.12	42,588,400.00	.....	6,991,677.88
Treasury .....	80,066,911.42	65,470,000.00	14,596,911.42	.....
Culture, Youth and Recreation .....	50,000.00	50,000.00	.....	.....
The Environment .....	5,268,078.73	5,393,090.00	.....	125,011.27
Advanced Education .....	40,957,814.00	42,682,000.00	.....	1,724,186.00
Telephones and Utilities .....	351,500.00	.....	351,500.00	.....
	<u>\$ 247,725,808.98</u>	<u>\$ 248,758,740.00</u>	<u>.....</u>	<u>\$ 1,032,931.02</u>
				(Net)
Less: Purchase of investments .....	\$ 1,872,122.64			
Total: Capital Account .....	<u>\$ 245,853,686.34</u>			
Income surplus, Statement No. 5 .....	\$ 113,119,394.64	\$ 500,367.00	\$ 112,619,027.64	\$ .....
Net capital expenditure, Statement No. 6 .....	174,301,033.45	199,534,125.00	.....	25,233,091.55
Deficit .....	<u>\$ 61,181,638.81</u>	<u>\$ 199,033,758.00</u>	<u>.....</u>	<u>\$ 137,852,119.19</u>
Accounted for by:				
Proceeds of debenture issues .....	\$ 42,184,000.00			
Proceeds of bank and treasury branch borrowings .....	25,000,000.00			
Sale of investments, net, Special Investment Fund .....	31,811,259.15			
		\$ 98,995,259.15		
Less: Increase of cash in banks and treasury branches .....	\$ 28,310,207.59			
Decrease in accounts payable .....	9,503,412.75			
		<u>37,813,620.34</u>		
		<u>\$ 61,181,638.81</u>		





## GOVERNMENT OF THE PROVINCE OF ALBERTA

## SUMMARIZED STATEMENT OF REVENUE AND EXPENDITURE

## INCOME ACCOUNT

FOR THE YEAR ENDED MARCH 31, 1973

## REVENUE

	Actual	Estimates	In excess of or *less than estimates	Per capita; actual	Per cent of revenue; actual
Subsidies .....	\$ 3,137,373.40	\$ 3,116,400.00	\$ 20,973.40	\$ 1.87	.25%
Federal-Provincial Fiscal Arrangements ..	913,500.00		913,500.00	.54	.07
Taxes .....	464,372,567.18	417,209,000.00	47,163,567.18	276.74	37.56
Licenses .....	33,332,081.55	31,873,830.00	1,458,251.55	19.86	2.70
Fees .....	361,602,988.44	337,977,758.00	23,625,230.44	215.50	29.25
Fines and penalties .....	4,486,256.26	3,800,000.00	686,256.26	2.67	.36
Profits from trading activities .....	77,572,502.18	70,800,000.00	6,772,502.18	46.23	6.28
Miscellaneous .....	1,465,989.50	540,890.00	925,099.50	.87	.12
Refunds of expenditure .....	239,703,320.21	235,323,035.00	4,380,285.21	142.85	19.40
From revenue-producing assets .....	19,273,727.03	21,834,170.00	2,560,442.97*	11.49	1.56
Pension acts .....	30,422,037.82	23,550,000.00	6,872,037.82	18.14	2.45
	<u>\$1,236,282,343.57</u>	<u>\$1,146,025,083.00</u>	<u>\$ 90,257,260.57</u>	<u>\$736.76</u>	<u>100.00%</u>

## EXPENDITURE

	Actual	Estimates	In excess of or *less than estimates	Per capita; actual	Per cent of revenue; actual	Per cent of expenditure; actual
Debt charges .....	\$ 22,822,121.05	\$ 24,840,020.00	\$ 2,017,898.95*	\$ 13.60	1.85%	2.03%
Education .....	384,849,135.29	397,847,460.00	12,998,324.71*	229.35	31.14	34.27
Legislation .....	2,035,719.99	1,333,214.00	702,505.99	1.21	.17	.18
General government .....	81,365,138.81	82,284,670.00	919,531.19*	48.49	6.58	7.24
Miscellaneous .....	43,418,765.75	47,135,860.00	3,717,094.25*	25.88	3.51	3.87
Administration of justice .....	28,409,269.68	30,260,906.00	1,851,636.32*	16.93	2.30	2.53
Agriculture .....	20,549,894.04	18,780,903.00	1,768,991.04	12.25	1.66	1.83
Public domain, research and development ..	64,744,462.19	57,581,788.00	7,162,674.19	38.58	5.24	5.76
Public welfare, institutions and charitable grants .....	457,555,833.09	467,088,863.00	9,533,029.91*	272.68	37.01	40.74
Highways, bridges and ferries .....	16,862,526.31	17,854,032.00	991,505.69*	10.05	1.35	1.50
Commissions and fines paid to municipalities and refunds .....	550,082.73	517,000.00	33,082.73	.33	.04	.05
	<u>\$1,123,162,948.93</u>	<u>\$1,145,524,716.00</u>	<u>\$ 22,361,767.07*</u>	<u>\$669.35</u>	<u>90.85%</u>	<u>100.00%</u>
Income Surplus, per Statement No. 4 ..	<u>\$ 113,119,394.64</u>	<u>\$ 500,367.00</u>	<u>\$ 112,619,027.64</u>	<u>\$ 67.41</u>	<u>9.15%</u>	

Population estimated by Statistics Canada: 1,678,000.

GOVERNMENT OF THE PROVINCE OF ALBERTA  
SUMMARIZED STATEMENT OF REVENUE AND EXPENDITURE  
CAPITAL ACCOUNT  
FOR THE YEAR ENDED MARCH 31, 1973

## REVENUE

	Actual	Estimates	In excess of or *less than estimates
	\$	\$	\$
Proceeds from sale of debentures .....	\$ 42,184,000.00		\$ 42,184,000.00
Repayment of advances and loans:			
Alberta Liquor Control Board .....	15,000,000.00		15,000,000.00
Municipal loans revolving fund .....	5,600,097.65	5,582,300.00	17,797.65
Alberta Government Telephones Commission .....	3,253,769.22	8,553,700.00	5,299,930.78*
Alberta Housing Corporation .....	2,307,308.28		2,307,308.28
Rural electrification revolving fund .....	2,090,323.10	1,000,000.00	1,090,323.10
Student loans .....	1,800,000.00		1,800,000.00
Alberta Resources Railway Corporation .....	1,546,610.13		1,546,610.13
Rural telephones revolving fund .....	1,334,046.04		1,334,046.04
Crop reinsurance fund .....	1,086,222.41		1,086,222.41
Municipal Land Loans Act .....	649,495.55	675,000.00	25,504.45*
Miscellaneous .....	1,258,850.80	2,354,915.00	1,096,064.20*
	<u>35,926,723.18</u>	<u>18,165,915.00</u>	
Sale of investments .....	33,683,381.79	1,000,000.00	32,683,381.79
Proceeds from bank and treasury branch loans ..	25,000,000.00		25,000,000.00
Working advances .....	24,343,855.86	24,325,000.00	18,855.86
Refunds of expenditure:			
Government of Canada:			
Health resources fund .....	\$ 3,867,754.85	\$	3,867,754.85
Lesser Slave Lake projects .....	2,356,841.79	995,000.00	1,361,841.79
Miscellaneous .....	447,671.08	1,410,000.00	962,328.92*
	<u>\$ 6,672,267.72</u>	<u>\$ 2,405,000.00</u>	
Other refunds:			
University of Alberta Hospital .....	834,732.19	834,700.00	32.19
Miscellaneous .....	355,629.01	300,000.00	55,629.01
	<u>7,862,628.92</u>	<u>3,339,700.00</u>	
Sale of assets:			
Land sales principal .....	\$ 1,725,754.45	\$ 1,600,000.00	125,754.45
Homestead sales principal .....	687,725.17	500,000.00	187,725.17
Miscellaneous .....	373,658.43	15,500.00	358,158.43
	<u>2,787,138.05</u>	<u>2,115,500.00</u>	
Miscellaneous .....	632,306.88	78,500.00	553,806.88
	<u>\$172,420,034.68</u>	<u>\$ 49,224,615.00</u>	<u>\$123,195,419.68</u>
Less:			
Proceeds from sale of debentures .....	\$ 42,184,000.00		
Sale of investments .....	33,683,381.79		
Proceeds from bank and treasury branch loans ..	25,000,000.00		
	<u>\$100,867,381.79</u>		
	<u>\$ 71,552,652.89</u>		

## STATEMENT No. 6—Continued

## EXPENDITURE

Highways and bridges:				
Primary highways .....	\$ 38,653,515.68	\$	\$ 39,975,000.00	\$ 1,321,484.32*
Secondary roads .....	10,685,258.05		11,500,000.00	814,741.95*
Grants to cities for transportation facilities ..	7,725,274.08		11,000,000.00	3,274,725.92*
Bridge construction .....	7,720,826.27		8,500,000.00	779,173.73*
Grants to municipal districts, counties— district roads .....	4,893,616.36		5,000,000.00	106,383.64*
Grants to improvement districts— district roads .....	3,535,296.15		3,656,250.00	120,953.85*
Bridges construction—municipal districts, improvement districts, counties .....	1,526,970.68		1,600,000.00	73,029.32*
Surveys and properties branch .....	1,516,689.93		1,629,960.00	113,270.07*
Planning branch .....	1,102,438.65		1,195,800.00	93,361.35*
Roads to provincial parks .....	936,789.60		1,200,000.00	263,210.40*
Approach roads construction .....	596,897.45		700,000.00	103,102.55*
Grants to special areas—district roads .....	250,000.00		250,000.00	.....
		79,143,572.90	86,207,010.00	
Public buildings and equipment .....		76,728,026.60	86,113,330.00	9,385,303.40*
Loans and advances:				
Alberta Government Telephones Commission	\$ 20,000,000.00	\$		20,000,000.00
Alberta Liquor Control Board .....	15,000,000.00			15,000,000.00
Alberta Housing Act .....	10,000,000.00		13,660,000.00	3,660,000.00*
Alberta opportunity fund .....	2,758,000.00		15,000,000.00	12,242,000.00*
Municipal Land Loans Act .....	2,311,650.62		5,000,000.00	2,688,349.38*
Agricultural Development Act .....	2,000,000.00		5,000,000.00	3,000,000.00*
Implemented guarantees .....	1,204,000.11			1,204,000.11
Parkland water line .....	649,691.30			649,691.30
Motor vehicle accident claims fund .....	600,000.00			600,000.00
Miscellaneous .....	1,335,799.25		1,000,000.00	335,799.25
		55,859,141.28	39,660,000.00	
Working advances .....		22,917,382.82	24,325,000.00	1,407,617.18*
Public domain:				
Lesser Slave Lake projects .....	\$ 1,708,828.46	\$	1,850,000.00	141,171.54*
Forest construction .....	977,205.27		987,260.00	10,054.73*
Grazing leases, grazing reserves, forests and fish and wildlife development .....	902,637.00		955,160.00	52,523.00*
Farm consolidation .....	878,650.23		1,220,000.00	341,349.77*
Resource conservation and utilization .....	581,956.60		600,000.00	18,043.40*
Miscellaneous .....	1,338,158.48		1,404,890.00	66,731.52*
		6,387,436.04	7,017,310.00	
Public works .....		4,342,199.63	4,371,090.00	28,890.37*
Purchase of debentures .....		1,872,122.64	1,000,000.00	872,122.64
Miscellaneous .....		475,927.07	65,000.00	410,927.07
		\$247,725,808.98	\$248,758,740.00	\$ 1,032,931.02*
Less: Purchase of debentures .....		1,872,122.64		
		\$245,853,686.34		
Net capital expenditure, Statement No. 4 .....		\$174,301,033.45	\$199,534,125.00	\$ 25,233,091.55*

## RECONCILIATION

	Actual	Estimates	In excess of or *less than estimates
Gross revenue as above .....	\$172,420,034.68	\$ 49,224,615.00	\$123,195,419.68
Less:			
Proceeds from sale of debentures .....	\$ 42,184,000.00	\$	\$ 42,184,000.00
Sale of investments .....	33,683,381.79	1,000,000.00	32,683,381.79
Proceeds from bank and treasury branch loans .....	25,000,000.00		25,000,000.00
	\$100,867,381.79	\$ 1,000,000.00	\$ 99,867,381.79
Net revenue per report, page No. 18 .....	\$ 71,552,652.89	\$ 48,224,615.00	\$ 23,328,037.89
Gross expenditure as above .....	\$247,725,808.98	\$248,758,740.00	\$ 1,032,931.02*
Less: Purchase of investments .....	1,872,122.64	1,000,000.00	872,122.64
Net expenditure per report, page No. 18 .....	\$245,853,686.34	\$247,758,740.00	\$ 1,905,053.66*



## GOVERNMENT OF THE PROVINCE OF ALBERTA

COMPARATIVE STATEMENT OF REVENUE AND EXPENDITURE  
SHOWING SOURCES OF REVENUE AND NATURE OF EXPENDITURE

FOR THE YEAR ENDED MARCH 31, 1973

## REVENUE—INCOME ACCOUNT

Particulars	Actual	Estimates	In Excess of Estimates	Less than Estimates
<b>SUBSIDIES:</b>				
Amount payable pursuant to agreement for transfer of natural resources	\$ 1,125,000.00	\$ 1,125,000.00	\$ .....	\$ .....
Debt allowance	405,375.00	405,000.00	375.00	.....
Government and legislation	240,000.00	240,000.00	.....	.....
Population	1,366,998.40	1,346,400.00	20,598.40	.....
	<u>\$ 3,137,373.40</u>	<u>\$ 3,116,400.00</u>	<u>\$ 20,973.40</u>	<u>.....</u>
<b>FEDERAL-PROVINCIAL FISCAL ARRANGEMENTS</b>	<u>\$ 913,500.00</u>	<u>.....</u>	<u>\$ 913,500.00</u>	<u>.....</u>
<b>TAXES:</b>				
Fire Prevention Act	\$ 105,159.18	\$ 82,000.00	\$ 23,159.18	\$ .....
Fur	109,080.89	100,000.00	9,080.89	.....
Gasoline and fuel oil	90,868,879.85	88,200,000.00	2,668,879.85	.....
Government of Canada:				
Share of income tax, public utility corporations	18,894,498.00	7,500,000.00	11,394,498.00	.....
Income Tax Act:				
Corporation income tax	97,651,859.36	73,000,000.00	24,651,859.36	.....
Individual income tax	232,017,980.86	224,000,000.00	8,017,980.86	.....
Insurance Corporations Tax Act	5,874,191.13	5,350,000.00	524,191.13	.....
Mileage, buses	339,218.61	426,000.00	.....	86,781.39
Mineral	3,025,636.55	2,600,000.00	425,636.55	.....
Pari-mutuel	2,344,192.30	2,350,000.00	.....	5,807.70
Succession duties	683.33	1,000.00	.....	316.67
Tobacco	13,141,187.12	13,600,000.00	.....	458,812.88
	<u>\$464,372,567.18</u>	<u>\$417,209,000.00</u>	<u>\$ 47,163,567.18</u>	<u>(Net)</u>
<b>LICENSES:</b>				
Amusements Act	\$ 73,064.98	\$ 68,000.00	\$ 5,064.98	\$ .....
Automobiles, trucks, etc.	30,671,750.77	29,330,000.00	1,341,750.77	.....
Billiard rooms	10,927.50	11,000.00	.....	72.50
Brands	37,113.00	27,000.00	10,113.00	.....
Butchers and hide dealers	370.00	400.00	.....	30.00
Cemetery	435.00	800.00	.....	365.00
Collection agencies	7,464.00	800.00	6,664.00	.....
Commissioners for Oaths Act	46,473.00	42,000.00	4,473.00	.....
Creameries	420.00	425.00	.....	5.00
Cream graders	671.00	720.00	.....	49.00
Dairies	960.00	925.00	35.00	.....
Establishment registration	4,904.69	3,550.00	1,354.69	.....
Farm Implement Act	9,330.00	7,500.00	1,830.00	.....
Fishing	526,769.70	525,000.00	1,769.70	.....
Frozen Food Act	1,885.00	1,930.00	.....	45.00
Fuel Oil Licensing Act	5,975.00	6,000.00	.....	25.00
Fur farms	1,371.00	1,500.00	.....	129.00
Game	1,419,902.82	1,400,000.00	19,902.82	.....
Industrial radiological technicians	2,350.00	.....	2,350.00	.....
Insurance Act:				
Agents' license fees	81,555.80	88,000.00	.....	6,444.20
Companies' license fees	147,610.00	144,000.00	3,610.00	.....
Landmen Licensing Act	2,295.00	.....	2,295.00	.....
Licensing of Trades and Businesses Act	165,804.65	129,000.00	36,804.65	.....
Livestock dealers	9,490.00	8,500.00	990.00	.....
Livestock medicines	6,520.00	6,800.00	.....	280.00
Meat inspection licenses	50.00	.....	50.00	.....
Notaries Public Act	1,540.00	1,800.00	.....	260.00
Nursing Aides Act	29,557.64	26,600.00	2,957.64	.....
Pesticide	2,910.00	2,500.00	410.00	.....
Poultry	1,281.00	1,100.00	181.00	.....
Private Investigators and Security Guards Act	27,780.00	12,000.00	15,780.00	.....
Real estate agents	27,811.00	22,000.00	5,811.00	.....
Sale of Chattels by Public Auction Act	2,646.00	1,000.00	1,646.00	.....
Seed dealers	170.00	700.00	.....	530.00
Slaughterhouse	.....	30.00	.....	30.00
Stockyards	216.00	250.00	.....	34.00
Water and ice permits	2,189.00	1,500.00	689.00	.....
Wells	518.00	500.00	18.00	.....
	<u>\$ 33,332,081.55</u>	<u>\$ 31,873,830.00</u>	<u>\$ 1,458,251.55</u>	<u>(Net)</u>
<b>FEES:</b>				
Aircraft landing fees	\$ 64,768.52	\$ 40,000.00	\$ 24,768.52	\$ .....
Alberta Municipal Financing Corporation	50,000.00	20,000.00	30,000.00	.....
Alberta Petroleum Industry Training Centre	35,710.00	1,000.00	34,710.00	.....
Alberta Securities Commission	162,974.70	150,000.00	12,974.70	.....
Alberta student council workshop	.....	7,200.00	.....	7,200.00
Amusement Branch	142,297.39	.....	142,297.39	.....

STATEMENT No. 7—Continued  
REVENUE—INCOME ACCOUNT—Continued

Particulars	Actual	Estimates	In Excess of Estimates	Less than Estimates
<b>FEES—Continued:</b>				
Analytical services .....	\$ 7,816.50	\$ 4,000.00	\$ 3,816.50	\$ .....
Apprenticeship Act .....	16,816.00	14,000.00	2,816.00	.....
Artificial insemination .....	1,792.00	1,500.00	292.00	.....
Authentication of documents .....	1,341.00	.....	1,341.00	.....
Bacteriological service .....	2,300.00	2,580.00	.....	280.00
Beef health fees .....	.....	800.00	.....	800.00
Boilers Act:				
Examinations .....	36,685.00	40,000.00	.....	3,315.00
Inspection certificates .....	539,296.70	554,500.00	.....	15,203.30
Survey of drawings .....	52,781.70	48,500.00	4,281.70	.....
Caution fees .....	317.30	.....	317.30	.....
Centralized milk testing .....	1,680.00	.....	1,680.00	.....
Certified swine policy .....	1,468.75	1,500.00	.....	31.25
Change of Name Act .....	14,954.00	10,000.00	4,954.00	.....
Civil service parking .....	211,858.00	233,880.00	.....	22,022.00
Clerks of the Court Act .....	986,333.51	876,000.00	110,333.51	.....
Companies Act .....	679,258.26	655,400.00	23,858.26	.....
Companies, extracts, and searches .....	95,983.55	77,000.00	18,983.55	.....
Companies, miscellaneous registrations .....	3,835.00	2,600.00	1,235.00	.....
Consolidated investment and special reserve fund .....	60,000.00	60,000.00	.....	.....
Cow testing .....	21,972.03	20,000.00	1,972.03	.....
Cream grading service charges .....	10,018.14	25,160.00	.....	15,141.86
Credit union examination fees .....	37,716.27	34,000.00	3,716.27	.....
Cultural activities .....	55,489.05	61,738.00	.....	6,248.95
Debtors' Assistance Act .....	1,521.74	50.00	1,471.74	.....
Dental Technicians Act .....	2,671.00	.....	2,671.00	.....
Disabled students tuition fees .....	327,514.88	100,000.00	227,514.88	.....
Education:				
Appeals .....	3,918.00	6,250.00	.....	2,332.00
Examinations .....	102,092.95	120,000.00	.....	17,907.05
Electrical Protection Act .....	462,817.62	360,000.00	102,817.62	.....
Elevator and Fixed Conveyances Act .....	94,213.00	75,500.00	18,713.00	.....
Employment Agencies Act .....	3,238.00	.....	3,238.00	.....
Farm management .....	10,802.40	22,500.00	.....	11,697.60
Fish royalty .....	15,095.62	25,000.00	.....	9,904.38
Forestry technology school .....	69,022.80	85,000.00	.....	15,977.20
4-H and junior forest wardens .....	865.00	1,000.00	.....	135.00
Gas Protection Act .....	189,840.92	130,000.00	59,840.92	.....
Industrial engineering services .....	12,276.61	8,000.00	4,276.61	.....
Inspection service .....	2,500.00	2,300.00	200.00	.....
Laboratory testing .....	20,625.33	25,000.00	.....	4,374.67
Land Titles Act:				
General .....	3,939,484.90	2,800,000.00	1,139,484.90	.....
Registrar's assurance fund .....	1,385,088.99	900,000.00	485,088.99	.....
Lands and grazing:				
Cultivation rentals, fees, etc. ....	166,100.06	160,000.00	6,100.06	.....
Grazing rentals, fees, etc. ....	530,956.26	450,000.00	80,956.26	.....
Hay fees, dues, etc. ....	5,198.75	10,000.00	.....	4,801.25
Homestead leases, rentals, fees, etc. ....	256,234.04	160,000.00	96,234.04	.....
Land patent, miscellaneous .....	853.53	1,000.00	.....	146.47
Miscellaneous leases .....	301,326.95	185,000.00	116,326.95	.....
Miscellaneous permits .....	141,067.15	200,000.00	.....	58,932.85
Right of entry leases .....	761,833.87	800,000.00	.....	38,166.13
Sand and gravel leases, permits .....	185,333.95	200,000.00	.....	14,666.05
Local Authorities Board:				
Debenture applications .....	33,576.50	29,000.00	4,576.50	.....
General tariff .....	658.00	1,000.00	.....	342.00
Maintenance charges:				
Alberta Alcohol and Drug Abuse Commission .....	24,242.72	30,000.00	.....	5,757.28
Centre for Care of Mentally Handicapped .....	3,439.00	.....	3,439.00	.....
Correctional institutions .....	25,987.65	20,100.00	5,887.65	.....
Homes and hostels .....	1,040,393.77	710,500.00	329,893.77	.....
Mental hospitals .....	1,334,308.63	1,250,400.00	83,908.63	.....
Sanatorium .....	268,390.90	711,500.00	.....	443,109.10
Marriage Act .....	85,569.00	76,000.00	9,569.00	.....
Mining, coal:				
Fees and rentals .....	2,081,917.44	1,100,000.00	981,917.44	.....
Royalties .....	660,218.51	600,000.00	60,218.51	.....
Miscellaneous .....	.....	2,500.00	.....	2,500.00
Mining, other:				
Quarrying fees, rentals and royalties .....	93,808.98	90,000.00	3,808.98	.....
Miscellaneous .....	94,066.76	160,000.00	.....	65,933.24
Names of Homes Act .....	174.00	200.00	.....	26.00
Oil sands:				
Fees and rentals .....	1,094,206.76	1,000,000.00	94,206.76	.....
Royalties .....	3,818,588.23	2,000,000.00	1,818,588.23	.....
Orderly payment of debts .....	15,132.41	16,000.00	.....	867.59
Outdoor education centre .....	24,697.00	18,545.00	6,152.00	.....
Pension Benefits Act .....	13,761.89	15,000.00	.....	1,238.11
Petroleum and natural gas:				
Rentals, fees, etc. ....	76,398,578.95	70,000,000.00	6,398,578.95	.....
Royalties .....	214,457,161.25	215,900,000.00	.....	1,442,838.75
Sale of Crown reserve leases and reservations .....	32,402,542.88	23,000,000.00	9,402,542.88	.....
Pipe lines .....	.....	16,000.00	.....	16,000.00
Planning Act, subdivision fees .....	29,050.00	16,000.00	13,050.00	.....
Planning and development .....	.....	500.00	.....	500.00
Plumbing Inspection Act .....	52,189.01	22,000.00	30,189.01	.....
Police costs .....	171.25	500.00	.....	328.75
Pollution control .....	15,575.00	20,000.00	.....	4,425.00



STATEMENT No. 7—Continued  
REVENUE—INCOME ACCOUNT—Continued

Particulars	Actual	Estimates	In Excess of Estimates	Less than Estimates
<b>FEES—Continued:</b>				
Poultry blood testing .....	\$ 19,181.00	\$ 17,000.00	\$ 2,181.00	\$ .....
Pre-marital blood tests .....	20,938.00	20,000.00	938.00	.....
Private bills .....	2,615.00	.....	2,615.00	.....
Provincial Auditor's office:				
Audit fees .....	201,149.82	160,000.00	41,149.82	.....
Data processing fees .....	1,012,994.89	1,100,000.00	.....	87,005.11
Provincial Judges and Justices Act .....	225,485.27	300,000.00	.....	74,514.73
Public Trustee Act .....	685,895.09	600,000.00	85,895.09	.....
Public Utilities Board, tariff fees .....	4,586.56	1,300.00	3,286.56	.....
Racing commission, fees .....	2,139.05	.....	2,139.05	.....
Recreation branch .....	15,851.00	25,250.00	.....	9,399.00
Registry:				
General .....	311,839.56	295,000.00	16,839.56	.....
Assurance fund .....	76,116.00	68,500.00	7,616.00	.....
Reserve leases .....	92.00	30.00	62.00	.....
Research branch .....	3,200.50	.....	3,200.50	.....
R.O.P. beef tests .....	.....	18,000.00	.....	18,000.00
Road allowance leases .....	10,879.78	6,000.00	4,879.78	.....
Schools:				
Agricultural and vocational colleges .....	101,183.47	75,025.00	26,158.47	.....
High school correspondence courses .....	286,004.13	340,000.00	.....	53,995.87
Technical schools .....	964,740.77	909,000.00	55,740.77	.....
Vocational schools .....	105,969.34	122,350.00	.....	16,380.66
Sheriffs' Act .....	170,532.44	180,000.00	.....	9,467.56
Small business course fees .....	4,534.50	2,000.00	2,534.50	.....
Snow plowing .....	29,728.22	12,000.00	17,728.22	.....
Soil and feed testing .....	28,380.91	44,000.00	.....	15,619.09
Solicitors' earnings .....	39,668.87	32,000.00	7,668.87	.....
Stock Inspection Act .....	538,195.69	425,000.00	113,195.69	.....
Surface rights on east slope reserve .....	813,128.53	460,000.00	353,128.53	.....
Teachers' certificates and permits .....	17,640.22	10,000.00	7,640.22	.....
Testing station, Ellerslie .....	1,000.00	.....	1,000.00	.....
Timber:				
Rentals, fees, dues, etc., including reforestation .....	8,859,773.31	5,600,000.00	3,259,773.31	.....
Tractor and welding school fees .....	7,080.00	9,000.00	.....	1,920.00
Tradesmen's Qualification Act, certificate fees .....	33,929.00	40,000.00	.....	6,071.00
Trade Schools Regulation Act .....	1,070.11	.....	1,070.11	.....
Training in industry .....	1,650.00	1,000.00	650.00	.....
Transcripts .....	37,634.02	40,000.00	.....	2,365.98
Tuition fees, agricultural rehabilitation and development students .....	30.00	20,000.00	.....	19,970.00
Tuition fees, human resources development authority students .....	70,608.00	30,000.00	40,608.00	.....
Tuition fees, miscellaneous .....	.....	1,000.00	.....	1,000.00
Vital statistics .....	230,965.03	220,000.00	10,965.03	.....
Water power rentals .....	292,469.83	200,000.00	92,469.83	.....
Welding Act, examinations and certificates .....	9,955.00	11,000.00	.....	1,045.00
Witness fees .....	7,789.35	9,600.00	.....	1,810.65
	\$361,602,988.44	\$337,977,758.00	\$ 23,625,230.44	.....
			(Net)	.....
<b>FINES AND PENALTIES:</b>				
Government of Canada, statute fines .....	\$ 2,163,372.51	\$ 1,800,000.00	\$ 363,372.51	\$ .....
Provincial statute fines .....	2,322,883.75	2,000,000.00	322,883.75	.....
	\$ 4,486,256.26	\$ 3,800,000.00	\$ 686,256.26	.....
<b>PROFITS FROM TRADING ACTIVITIES:</b>				
Alberta Government Telephones Commission .....	\$ 1,750,000.00	\$ 1,500,000.00	\$ 250,000.00	\$ .....
Liquor Control Act .....	72,170,461.36	68,000,000.00	4,170,461.36	.....
Treasury branches .....	3,583,193.87	1,000,000.00	2,583,193.87	.....
On working funds .....	68,846.95	300,000.00	.....	231,153.05
	\$ 77,572,502.18	\$ 70,800,000.00	\$ 6,772,502.18	.....
			(Net)	.....
<b>MISCELLANEOUS:</b>				
Agriculture .....	\$ 7,416.25	\$ 2,000.00	\$ 5,416.25	\$ .....
Attorney General .....	131,717.55	111,060.00	20,657.55	.....
Education .....	12,227.17	10,000.00	2,227.17	.....
Executive Council .....	48,769.19	14,000.00	34,769.19	.....
Highways and Transport .....	11,700.61	7,500.00	4,200.61	.....
Industry and Commerce .....	10,112.84	1,000.00	9,112.84	.....
Manpower and Labour .....	66,037.66	16,500.00	49,537.66	.....
Lands and Forests .....	175,931.96	203,500.00	.....	27,568.04
Legislation .....	1,479.15	.....	1,479.15	.....
Mines and Minerals .....	114,639.18	110,000.00	4,639.18	.....
Municipal Affairs .....	10,618.30	3,600.00	7,018.30	.....
Health Commissions .....	8,737.53	2,150.00	6,587.53	.....
Health and Social Development .....	548,625.87	14,700.00	533,925.87	.....
Public Works .....	4,309.75	2,500.00	1,809.75	.....
Treasury .....	210,244.40	26,000.00	184,244.40	.....
Culture, Youth and Recreation .....	11,592.05	7,180.00	4,412.05	.....
The Environment .....	13,201.10	1,000.00	12,201.10	.....
Advanced Education .....	78,628.94	8,200.00	70,428.94	.....
	\$ 1,465,989.50	\$ 540,890.00	\$ 925,099.50	.....
			(Net)	.....

## STATEMENT No. 7—Continued

## REVENUE—INCOME ACCOUNT—Continued

Particulars	Actual	Estimates	In Excess of Estimates	Less than Estimates
REFUNDS OF EXPENDITURE:				
Government of Canada re:				
Agricultural rehabilitation and development	\$ 126,398.94	\$ 110,680.00	\$ 15,718.94	\$
Alberta alcohol and drug abuse commission:				
Rehabilitation of disabled persons	68,638.29	55,900.00	12,738.29	
Overseas counsellors	500.00		500.00	
Alberta emergency measures organization	233,344.55	238,200.00		4,855.45
Bilingualism	192,170.81	100,000.00	92,170.81	
Blind pensions	143,210.97	148,500.00		5,289.03
Canada assistance plan	51,206,093.78	54,770,000.00		3,563,906.22
Canada land inventory	62,289.80	393,400.00		331,110.20
Canada international development	12,662.90		12,662.90	
Certificates of eligibility	58,894.75	65,000.00		6,105.25
Child and maternal health	31,039.48		31,039.48	
Community development program	125,035.00		125,035.00	
Construction grants	9,502.00		9,502.00	
Crop insurance	1,271,548.40	1,250,000.00	21,548.40	
Disabled persons' pensions	635,096.40	625,000.00	10,096.40	
Division of mental health:				
Rehabilitation of disabled persons		75,000.00		75,000.00
Excise and fuel oil tax	7,620.24	6,000.00	1,620.24	
Family planning	946.67		946.67	
Farm labour supervision	51,206.91	73,220.00		22,013.09
Friendship centre agreement	79,999.99	30,000.00	49,999.99	
4-H and junior forest warden's branch	19,080.00	18,000.00	1,080.00	
Health resources fund	100,852.05		100,852.05	
Health services extension program		552,000.00		552,000.00
Hospital insurance	101,556,601.07	98,500,000.00	3,056,601.07	
Human resources development projects		58,000.00		58,000.00
Indian reserve fire protection agreement	28,350.60	30,000.00		1,649.40
Instruction in citizenship		3,000.00		3,000.00
Laboratory and x-ray school	20,900.29		20,900.29	
Lesser Slave Lake projects	1,871,422.83	1,827,500.00	43,922.83	
Medical rehabilitation services and crippled children	665.10		665.10	
Mental health	241,085.25		241,085.25	
Overseas project	24,183.67	235,890.00		211,706.33
Post secondary education	53,744,996.00	55,950,000.00		2,205,004.00
Professional training	180,974.30		180,974.30	
Public health research grant	178,538.84	23,000.00	155,538.84	
Relocation of highway No. 2	999,000.00	1,000,000.00		1,000.00
Research agreement	10,270.90		10,270.90	
Sheep policy	1,103.82	3,000.00		1,896.18
Survey of mineral resources—Indian reserves	5,000.00		5,000.00	
Technical information service grant	82,500.00	65,750.00	16,750.00	
Text books and readers	4,682.86	4,000.00	682.86	
Training of manpower	12,207,279.62	8,120,000.00	4,087,279.62	
Training of nursing aides	764.90	1,000.00		235.10
Transportation development agency		86,700.00		86,700.00
Travel bureau	36,532.59		36,532.59	
Tuberculosis control	12,669.08		12,669.08	
Unemployment assistance agreement	42,678.17	64,500.00		21,821.83
Vocational rehabilitation of disabled, Treasury Department	105.75		105.75	
Vocational training	1,276,600.47	1,122,730.00	153,870.47	
Vocational training, research	9,515.26		9,515.26	
Vocational training, Treasury Department	3,894.73		3,894.73	
Welfare grants	15,000.00	1,000.00	14,000.00	
Wildlife damage agreement	21,414.71		21,414.71	
TOTAL: Government of Canada	\$227,012,862.74	\$225,606,970.00	\$ 1,405,892.74 (Net)	
Administration of:				
Improvement districts	\$ 1,581,040.00	\$ 840,460.00	\$ 740,580.00	\$
Mobile equipment licensing	85,509.39	50,000.00	35,509.39	
Special areas	398,982.07	370,000.00	28,982.07	
Alberta Health Care Insurance Commission	121,910.29	301,470.00		179,559.71
Alberta Housing Corporation	55,381.18	100,000.00		44,618.82
Assessments	578,885.24	350,000.00	228,885.24	
Blind pensions, reimbursements by provinces	3,633.42	4,800.00		1,166.58
Cafeterias:				
Northern Alberta Institute of Technology	521,024.50	400,000.00	121,024.50	
Alberta Vocational Centre, Fort McMurray	7,005.25	9,500.00		2,494.75
Alberta Vocational Centre, Grouard	13,592.95	10,950.00	2,642.95	
Child Welfare Act	1,143,873.76	880,000.00	263,873.76	
Cultural activities	1,776.06	1,590.00	186.06	
Disabled persons' allowances, reimbursement by provinces	18,062.50	21,000.00		2,937.50
Forest technology school	39,937.39	35,000.00	4,937.39	
Hospital insurance:				
Third party liability	665,635.32	500,000.00	165,635.32	
Hospital services:				
Hospitals, uncollectible accounts		65,000.00		65,000.00
Recovery of interest		10,000.00		10,000.00
Liquor plebiscites	6,650.36		6,650.36	
Milk control costs	115,967.19	139,360.00		23,392.81
Municipal nursing service agreements	48,470.11	134,000.00		85,529.89
Municipal nursing services	46,053.99		46,053.99	
Previous years' refunds	1,542,011.74	550,000.00	992,011.74	
Probation branch	69,685.00	64,000.00	5,685.00	

## REVENUE AND EXPENDITURE

53

## STATEMENT No. 7—Continued

## REVENUE—INCOME ACCOUNT—Continued

Particulars	Actual	Estimates	In Excess of Estimates	Less than Estimates
REFUNDS OF EXPENDITURE—Continued:				
Provincial laboratory, reimbursement	\$ 221,545.23	\$ .....	\$ 221,545.23	\$ .....
Public assistance	254,409.86	390,000.00	.....	135,590.14
Reimbursement of salaries and expenses	601,622.50	273,950.00	327,672.50	.....
Repayment of grants	.....	3,000.00	.....	3,000.00
Room and board:				
Agricultural and Vocational College, Fairview	61,961.83	73,000.00	.....	11,038.17
Agricultural and Vocational College, Olds	331,151.83	264,000.00	67,151.83	.....
Agricultural and Vocational College, Vermilion	103,274.42	107,000.00	.....	3,725.58
Alberta Vocational Centre, Fort McMurray	83,476.05	101,700.00	.....	18,223.95
Alberta Vocational Centre, Grande Cache	.....	1,000.00	.....	1,000.00
Alberta Vocational Centre, Grouard	36,253.08	145,000.00	.....	108,746.92
Sale of equipment	139,527.29	110,000.00	29,527.29	.....
Sale of license plates	367,568.40	274,600.00	92,968.40	.....
Sale of materials and supplies	641,795.61	499,855.00	141,940.61	.....
Sale of motor vehicles	56,253.60	110,000.00	.....	53,746.40
School for the deaf, miscellaneous charges to students	60,359.04	.....	60,359.04	.....
Services and supplies to staff:				
Alberta Alcohol and Drug Abuse Commission	6,513.75	8,100.00	.....	1,586.25
Correctional institutions	18,258.19	15,600.00	2,658.19	.....
Forestry officials	102,141.56	100,000.00	2,141.56	.....
Homes and hostels	57,413.06	35,940.00	21,473.06	.....
Mental hospitals	220,798.49	263,000.00	.....	42,201.51
Sanatorium	41,055.75	50,000.00	.....	8,944.25
School for the deaf	6,003.50	52,950.00	.....	46,946.50
Sharing of medical salaries	2,011,697.00	2,000,000.00	11,697.00	.....
Supplementary allowances, reimbursements:				
Disabled persons' allowances	939.75	240.00	699.75	.....
Water Resources Development Fund	201,349.97	.....	201,349.97	.....
TOTAL: Other	\$ 12,690,457.47	\$ 9,716,065.00	\$ 2,974,392.47 (Net)	.....
	\$239,703,320.21	\$235,323,035.00	\$ 4,380,285.21 (Net)	.....
FROM REVENUE-PRODUCING ASSETS:				
Aircraft revenue	\$ 32,030.53	\$ 60,000.00	\$ .....	\$ 27,969.45
Farm:				
Agricultural and vocational colleges	112,916.66	.....	112,916.66	.....
Alberta horticultural research centre	4,250.78	8,000.00	.....	3,749.22
Correctional institutions	15,117.76	32,400.00	.....	17,282.24
Sale of eggs	20,906.15	24,000.00	.....	3,093.85
Sale of poultry	704.90	1,000.00	.....	295.10
Sale of trees	.....	5,000.00	.....	5,000.00
Garage revenue	65,241.76	60,000.00	5,241.76	.....
Government of Canada:				
Air weapons range agreement	66,349.98	53,000.00	13,349.98	.....
Interest:				
Advances to Alberta Government Telephones Commission	1,253,367.26	1,049,100.00	204,267.26	.....
Advances to Alberta Resources Railway Corporation	.....	1,060,000.00	.....	1,060,000.00
Advances to cities	5,478.48	5,475.00	3.48	.....
Advances to school book branch advance	.....	82,000.00	.....	82,000.00
Advances to University of Alberta, students union building	191,216.52	191,200.00	16.52	.....
Advances to University of Calgary, students union building	103,064.59	103,100.00	.....	35.41
Advances to University of Alberta Hospital	284,952.23	284,900.00	52.23	.....
Advances under Farm Purchase Credit Act	314,157.25	1,092,000.00	.....	777,842.75
Advances under Municipal Capital Expenditure Loans Act	1,284,494.54	1,303,000.00	.....	18,505.46
Advances under Municipal Land Loans Act	1,934,273.51	2,000,000.00	.....	65,726.49
Advances under New Towns Act	421,362.87	425,000.00	.....	3,637.13
Advances under Rural Electrification Revolving Fund Act	515,936.73	490,000.00	25,936.73	.....
Advances under Rural Telephones Revolving Fund Act	77,819.09	78,400.00	.....	580.91
Advances under Self-Liquidating Projects Act	11,137.96	12,800.00	.....	1,662.04
Agricultural advances	12,795.18	4,515.00	8,280.18	.....
Bank balances	2,847,285.11	3,110,000.00	.....	262,714.89
General trust investments	881,654.25	538,000.00	343,654.25	.....
Land sales	199,269.27	180,000.00	19,269.27	.....
Special Investment Fund, investments (less net loss on disposals)	4,398,372.17	5,805,000.00	.....	1,406,627.83
Students' loans	170,122.11	85,000.00	85,122.11	.....
Various loans and advances	257.82	1,000.00	.....	742.18
Miscellaneous:				
Correctional institutions	9,487.23	5,800.00	3,687.23	.....
Homes and hostels	511.90	200.00	311.90	.....
Mental hospitals	31,511.87	6,000.00	25,511.87	.....
Provincial museum	15,903.04	22,500.00	.....	6,596.96
Sanatorium, Calgary	1,980.84	2,000.00	.....	19.16
Pilot plant, Research Council	8,443.66	7,400.00	1,043.66	.....
Power plants:				
Calgary	54,790.38	30,000.00	24,790.38	.....
Edmonton, south	2,184,903.22	1,879,450.00	305,453.22	.....
Provincial public auditoriums	415,397.60	428,750.00	.....	13,352.40
Provincial parks fees, rentals, permits, etc.	273,470.99	317,500.00	.....	44,029.01
Rentals	998,519.95	956,500.00	42,019.95	.....
Rentals and utilities:				
Agricultural and vocational colleges	4,106.20	4,185.00	.....	78.80
Correctional institutions	17,119.88	16,590.00	529.88	.....
Homes and hostels	1,107.60	1,115.00	.....	7.40
Mental hospitals	31,134.42	9,670.00	21,464.42	.....
Sanatorium, Calgary	802.77	2,620.00	.....	1,817.23
	\$ 19,273,727.03	\$ 21,834,170.00	\$ 2,560,442.97 (Net)	.....

## STATEMENT No. 7—Continued

## REVENUE—INCOME ACCOUNT—Continued

Particulars	Actual	Estimates	In Excess of Estimates	Less than Estimates
PENSION ACTS:				
Local Authorities Pension Act .....	\$ 17,832,054.52	\$ 11,500,000.00	\$ 6,332,054.52	
Public Service Pension Act .....	11,542,130.68	12,000,000.00		457,869.32
M.L.A. Pension Act .....	87,603.29	50,000.00	37,603.29	
Public Service Management Pension Act .....	960,249.33		960,249.33	
	\$ 30,422,037.82	\$ 23,550,000.00	\$ 6,872,037.82	
			(Net)	

## REVENUE—CAPITAL ACCOUNT

REPAYMENT OF ADVANCES AND LOANS:				
Agricultural advances .....	\$ 41,116.07	\$ 27,915.00	\$ 13,201.07	
Alberta Government Telephones Commission .....	3,253,769.22	8,553,700.00		5,299,930.78
Alberta Health Plan .....	5,593.76		5,593.76	
Alberta Housing Corporation .....	2,307,308.28		2,307,308.28	
Alberta Liquor Control Board .....	15,000,000.00		15,000,000.00	
Alberta Resources Railway Corporation .....	1,546,610.13		1,546,610.13	
Crop Reinsurance Fund .....	1,086,222.41		1,086,222.41	
Homestead Lease Loans Fund .....	334,295.92		334,295.92	
Implemented guarantees:				
Grain drying .....	1,385.64	1,000.00	385.64	
Interim assistance .....	9,583.31	9,000.00	583.31	
Native co-operatives .....	5,455.56		5,455.56	
Land utilization advances .....	1,915.20	4,000.00		2,084.80
Municipal Land Loans Act .....	649,495.55	675,000.00		25,504.45
Municipal loans revolving fund .....	5,600,097.65	5,582,300.00	17,797.65	
New Towns Act .....		650,000.00		650,000.00
Rural electrification revolving fund .....	2,090,323.10	1,000,000.00	1,090,323.10	
Rural telephones revolving fund .....	1,334,046.04		1,334,046.04	
Self-Liquidating Projects Act .....	487,595.57	524,000.00		36,404.43
Student loans .....	1,800,000.00		1,800,000.00	
Town of Athabasca .....	1,061.54		1,061.54	
Treasury Bills:				
City of Calgary .....	30,585.22	30,500.00	85.22	
City of Edmonton .....	28,093.63	28,000.00	93.63	
City of Lethbridge .....	833.33	1,000.00		166.67
University of Alberta, students union re building contributions .....	54,981.34	54,900.00	81.34	
University of Calgary, students union re building contributions .....	27,675.83	27,800.00		124.17
Wanham land project:				
Advances for clearing and breaking .....	4,657.20	8,000.00		3,342.80
Wildlife damage .....	224,021.68		224,021.68	
Stony Plain-Spruce Grove, Parkland water line .....		988,800.00		988,800.00
	\$ 35,926,723.18	\$ 18,165,915.00	\$ 17,760,808.18	
			(Net)	

WORKING ADVANCES:				
Cattle purchasing advance .....	\$ 93,922.63		\$ 93,922.63	
Culture, Youth and Recreation advance .....	76,103.72		76,103.72	
Highways and Transport Department stock advance .....	13,857,315.17	18,000,000.00		4,142,684.83
Imprest advances .....		25,000.00		25,000.00
Public Works stock advance .....	2,387,312.64	1,500,000.00	887,312.64	
Queen's Printer's advance .....	4,433,447.43	800,000.00	3,633,447.43	
School book branch advance .....	3,495,754.27	4,000,000.00		504,245.73
	\$ 24,343,855.86	\$ 24,325,000.00	\$ 18,855.86	
			(Net)	

SALE OF ASSETS:				
Homestead sales, principal .....	\$ 687,725.17	\$ 500,000.00	\$ 187,725.17	
Land sales, principal .....	1,725,754.45	1,600,000.00	125,754.45	
Materials, etc.:				
Bridges .....	48,755.48	5,000.00	43,755.48	
Ferries .....	281.00	500.00		219.00
Highways .....	40,304.45	10,000.00	30,304.45	
Sale of equipment re: Aberhart Memorial Sanatorium .....	284,317.50		284,317.50	
	\$ 2,787,138.05	\$ 2,115,500.00	\$ 671,638.05	
			(Net)	

REFUNDS OF EXPENDITURE:				
Government of Canada:				
Agricultural rehabilitation and development .....	\$ 229,130.48	\$ 610,000.00		\$ 380,869.52
Alberta Hospital Services Commission:				
Health Science Centre .....	3,867,754.85		3,867,754.85	
Domestic water projects .....	10,367.28		10,367.28	
Land assembly program .....		300,000.00		300,000.00
Lesser Slave Lake projects .....	2,356,841.79	995,000.00	1,361,841.79	
Refund of sales tax .....	208,173.32	500,000.00		291,826.68
TOTAL: Government of Canada .....	\$ 6,672,267.72	\$ 2,405,000.00	\$ 4,267,267.72	
			(Net)	
Board of Transport Commissioners for Canada, grade crossings .....	\$ 136,004.30	\$ 200,000.00		\$ 63,995.70
Bow River development .....	38,000.00	25,000.00	13,000.00	
St. Mary and Milk Rivers development .....	98,000.00	75,000.00	23,000.00	
University of Alberta Hospital .....	834,732.19	834,700.00	32.19	
Bighorn Dam .....	83,624.71		83,624.71	
TOTAL: Other refunds .....	\$ 1,190,361.20	\$ 1,134,700.00	\$ 55,661.20	
			(Net)	
	\$ 7,862,628.92	\$ 3,539,700.00	\$ 4,322,928.92	
			(Net)	



## STATEMENT No. 7—Continued

## REVENUE—CAPITAL ACCOUNT—Continued

Particulars	Actual	Estimates	In Excess of Estimates	Less than Estimates
<b>MISCELLANEOUS:</b>				
Control of agricultural pests .....	\$ 422,925.00	\$ 50,000.00	\$ 372,925.00	
Surveys and properties branch .....	33,802.71	9,500.00	24,302.71	
Sundry .....	175,579.17	19,000.00	156,579.17	
	<u>\$ 632,306.88</u>	<u>\$ 78,500.00</u>	<u>\$ 553,806.88</u>	
<b>SALE OF INVESTMENTS</b> .....	<u>\$ 33,683,381.79</u>	<u>\$ 1,000,000.00</u>	<u>\$ 32,683,381.79</u>	
<b>PUBLIC DEBT:</b>				
Proceeds from sale of debentures .....	\$ 42,184,000.00		\$ 42,184,000.00	
Proceeds from bank and treasury branch loans .....	25,000,000.00		25,000,000.00	
	<u>\$ 67,184,000.00</u>		<u>\$ 67,184,000.00</u>	

## SUMMARY OF REVENUE

<b>INCOME ACCOUNT:</b>				
Subsidies .....	\$ 3,137,373.40	\$ 3,116,400.00	\$ 20,973.40	
Federal-Provincial Fiscal Arrangements .....	913,500.00		913,500.00	
Taxes .....	464,372,567.18	417,209,000.00	47,163,567.18	
Licenses .....	33,332,081.55	31,873,830.00	1,458,251.55	
Fees .....	361,602,988.44	337,977,758.00	23,625,230.44	
Fines and penalties .....	4,486,256.26	3,800,000.00	686,256.26	
Profits from trading activities .....	77,572,502.18	70,800,000.00	6,772,502.18	
Miscellaneous .....	1,465,989.50	540,890.00	925,099.50	
Refunds of expenditure:				
Government of Canada .....	227,012,862.74	225,606,970.00	1,405,892.74	
Other refunds .....	12,690,457.47	9,716,065.00	2,974,392.47	
From revenue-producing assets .....	19,273,727.03	21,834,170.00		2,560,442.97
Pension acts .....	30,422,037.82	23,550,000.00	6,872,037.82	
<b>TOTAL: Income Account</b> .....	<u>\$1,236,282,343.57</u>	<u>\$1,146,025,083.00</u>	<u>\$90,257,260.57</u>	
			(Net)	

<b>CAPITAL ACCOUNT:</b>				
Repayment of advances and loans .....	\$ 35,926,723.18	\$ 18,165,915.00	\$ 17,760,808.18	
Working advances .....	24,343,855.86	24,325,000.00	18,855.86	
Sale of assets .....	2,787,138.05	2,115,500.00	671,638.05	
Refunds of expenditure:				
Government of Canada .....	6,672,267.72	2,405,000.00	4,267,267.72	
Other refunds .....	1,190,361.20	1,134,700.00	55,661.20	
Miscellaneous .....	632,306.88	78,500.00	553,806.88	
Sale of investments .....	33,683,381.79	1,000,000.00	32,683,381.79	
Public debt .....	67,184,000.00		67,184,000.00	
<b>TOTAL: Capital Account</b> .....	<u>\$172,420,034.68</u>	<u>\$ 49,224,615.00</u>	<u>\$123,195,419.68</u>	

## EXPENDITURE—INCOME ACCOUNT

<b>DEBT CHARGES:</b>				
2750. Public debt—administration .....	\$ 79,026.54	\$ 199,520.00		\$ 120,493.46
2753. Public debt—interest .....	19,111,072.73	21,000,000.00		1,888,927.27
2755. Debt retirement .....	3,632,021.78	3,640,500.00		8,478.22
	<u>\$ 22,822,121.05</u>	<u>\$ 24,840,020.00</u>		<u>\$ 2,017,898.95</u>

## EDUCATION:

<b>Education Department:</b>				
1303. Grants to schools .....	\$227,025,782.63	\$235,234,710.00		\$ 8,208,927.37
1305. Text books and readers .....	812,812.35	1,071,400.00		258,587.65
1306. Miscellaneous grants .....	90,309.00	97,410.00		7,101.00
1314. Grants to private schools .....	655,827.00	680,000.00		24,173.00
1315. School buildings .....	324,737.59	340,020.00		15,282.41
1319. Educational services—handicapped children .....	325,896.76	1,100,000.00		774,103.24
1321. Field services .....	1,657,951.51	1,876,050.00		218,098.49
1322. Counselling and guidance .....	34,107.75	45,510.00		11,402.25
1323. Registrar .....	93,628.36	106,240.00		12,611.64
1324. Board of reference .....	1,745.39	2,000.00		254.61
1325. Special education services .....	282,639.13	527,070.00		244,430.87
1331. Correspondence school branch .....	1,674,435.60	1,836,840.00		162,404.40
1332. Alberta school for the deaf .....	906,242.72	913,570.00		7,327.28
1341. Curriculum .....	324,346.63	492,840.00		168,493.37
1342. Audio visual services .....	563,779.32	607,550.00		43,770.68
1343. Educational television .....	539,913.87	596,400.00		56,486.13
1344. Research and development .....	555,296.45	703,310.00		148,013.55
1345. Communications .....	63,372.38	80,410.00		17,037.62
<b>Advanced Education:</b>				
3004. Universities .....	92,120,000.00	91,100,000.00	1,020,000.00	
3005. Universities Commission .....	4,800,000.00	4,800,000.00		
3006. Colleges .....	11,000,000.00	11,000,000.00		
3007. Colleges Commission .....	315,710.00	315,710.00		
3008. Students finance .....	1,511,582.50	1,994,280.00		482,697.50
3009. Education of servicemen's children .....	49,693.26	65,900.00		16,206.74
3010. Students' loan interest .....	1,389,912.05	1,334,600.00	55,312.05	
3012. Miscellaneous grants .....	10,000.00	10,000.00		
3014. Agricultural and vocational colleges administration .....	51,325.83	61,480.00		10,154.17
3015. Olds College .....	1,224,057.50	1,273,690.00		49,632.50

## STATEMENT No. 7—Continued

## EXPENDITURE—INCOME ACCOUNT—Continued

	Particulars	Actual	Estimates	In Excess of Estimates	Less than Estimates
EDUCATION—Continued:					
Advanced Education—Continued:					
3016.	Vermilion College .....	\$ 828,100.85	\$ 870,410.00	\$ .....	\$ 42,309.15
3017.	Fairview College .....	511,642.83	521,130.00	.....	9,487.17
3020.	Private colleges .....	665,289.50	547,280.00	118,009.50	.....
3025.	Continuing education .....	41,349.15	33,860.00	7,489.15	.....
3025.	Southern Alberta Institute of Technology .....	8,990,383.74	9,380,640.00	.....	390,256.26
3056.	Northern Alberta Institute of Technology .....	9,586,468.65	9,850,800.00	.....	264,331.35
3057.	S.A.I.T.—second occupational training .....	.....	50,000.00	.....	50,000.00
3058.	N.A.I.T.—second occupational training .....	.....	50,000.00	.....	50,000.00
3063.	Other vocational training .....	1,697,009.41	2,107,310.00	.....	410,300.59
3064.	Alberta petroleum industry training centre .....	132,521.44	140,280.00	.....	7,758.56
3065.	Alberta vocational centre, Edmonton .....	1,151,726.24	1,501,110.00	.....	349,383.76
3067.	Alberta vocational centre, Calgary .....	842,154.72	1,027,610.00	.....	185,455.28
3069.	Alberta vocational centre, Fort McMurray .....	1,564,841.48	1,844,630.00	.....	279,788.52
3070.	Vocational rehabilitation .....	1,180,052.32	1,189,460.00	.....	9,407.68
3073.	Overseas project .....	22,119.42	234,390.00	.....	212,270.58
3074.	Alberta vocational centre, Grouard .....	602,309.60	740,090.00	.....	137,780.40
3075.	Satellite centres .....	268,885.19	412,220.00	.....	143,334.81
Manpower and Labour Department:					
1712.	Apprenticeship training .....	1,119,822.92	1,274,600.00	.....	154,777.08
Public Works Department:					
2610.	Fairview college .....	378,946.37	444,840.00	.....	65,893.63
	Olds college .....	442,906.58	470,380.00	.....	27,473.42
	Vermilion college .....	299,219.39	337,100.00	.....	37,880.61
	Alberta petroleum industry training centre, Edmonton .....	29,443.39	53,880.00	.....	24,436.61
	Alberta vocational centre, Calgary .....	202,578.69	183,700.00	18,878.69	.....
	Alberta vocational centre, Edmonton .....	311,605.13	386,650.00	.....	75,044.87
	Alberta vocational centre, Fort McMurray .....	178,202.93	200,450.00	.....	22,247.07
	Alberta vocational centre, Grouard .....	219,309.47	225,850.00	.....	6,540.53
	Northern Alberta Institute of Technology, Edmonton .....	1,433,524.01	1,398,400.00	35,124.01	.....
	Power and boiler house, The University of Alberta, Edmonton .....	1,913,921.40	1,963,810.00	.....	49,888.60
	School for the deaf, Edmonton .....	278,474.60	300,490.00	.....	22,015.40
	Southern Alberta Institute of Technology, Calgary .....	1,625,809.69	1,908,550.00	.....	282,740.31
2617.	Alberta vocational centre, Calgary .....	23,987.64	38,250.00	.....	14,262.36
	Alberta vocational centre, Edmonton .....	2,934.00	6,480.00	.....	3,546.00
	Department of Education, Edmonton .....	295,779.50	279,670.00	16,109.50	.....
	Northern Alberta Institute of Technology, Edmonton .....	22,621.16	21,100.00	1,521.16	.....
	Southern Alberta Institute of Technology, Calgary .....	.....	5,000.00	.....	5,000.00
	Miscellaneous .....	88.30	50.00	38.30	.....
		\$384,849,135.29	\$397,847,460.00	.....	\$ 12,998,324.71 (Net)

## LEGISLATION:

Executive Council:					
1402.	General administration .....	\$ 317,146.92	\$ 329,145.00	\$ .....	\$ 11,998.08
1403.	Lieutenant Governor's office .....	23,868.96	23,448.00	420.96	.....
1404.	Election Act .....	4,324.43	11,700.00	.....	7,375.57
Legislation:					
1902.	General administration .....	360,802.04	187,100.00	173,702.04	.....
1903.	Seasonal .....	1,027,533.84	591,000.00	436,533.84	.....
1904.	Library .....	70,081.85	87,171.00	.....	17,089.15
1910.	Leader of the opposition .....	47,792.97	42,000.00	5,792.97	.....
1912.	Office of Mr. Speaker .....	21,374.98	13,650.00	7,724.98	.....
1914.	Hansard .....	162,794.00	48,000.00	114,794.00	.....
		\$ 2,035,719.99	\$ 1,333,214.00	\$ 702,505.99	.....
				(Net)	

## GENERAL GOVERNMENT:

Agriculture Department:					
1101.	Minister's office .....	\$ 40,494.92	\$ 43,205.00	\$ .....	\$ 2,710.08
1102.	General administration .....	396,409.63	401,520.00	.....	5,110.37
1173.	Co-operative activities and credit union branch .....	519,526.41	545,960.00	.....	26,433.59
1176.	Surface rights .....	248,363.84	217,050.00	31,313.84	.....
Attorney General's Department:					
1201.	Minister's office .....	39,750.79	30,500.00	9,250.79	.....
1202.	General administration .....	2,041,793.75	2,305,370.00	.....	263,576.25
1203.	Public trustee .....	1,008,764.54	1,083,770.00	.....	75,005.46
1205.	Debtors' Assistance Board .....	135,939.44	149,080.00	.....	13,140.56
1210.	Companies branch .....	271,430.90	281,070.00	.....	9,639.10
1212.	Insurance branch .....	225,054.07	239,860.00	.....	16,805.93
1213.	Alberta Racing Commission .....	25,000.00	100.00	24,900.00	.....
1232.	Land titles office, Calgary .....	727,112.53	757,070.00	.....	29,957.47
1233.	Land titles office, Edmonton .....	1,128,752.11	1,127,040.00	1,712.11	.....
Education Department:					
1301.	Minister's office .....	34,937.20	47,060.00	.....	12,122.80
1302.	General administration .....	354,447.62	393,290.00	.....	38,842.38
1312.	Minister's committees .....	9,062.09	10,000.00	.....	937.91
1317.	Personnel Office .....	35,095.58	36,520.00	.....	1,424.42
Advanced Education:					
3001.	Minister's office .....	36,502.55	41,560.00	.....	5,057.45
3002.	General administration .....	179,983.16	206,760.00	.....	26,776.84
3003.	Minister's committees .....	61,189.42	160,000.00	.....	98,810.58
3062.	General administration—vocational training .....	476,981.05	572,430.00	.....	95,448.95
Executive Council:					
1401.	Minister's office .....	95,005.43	100,550.00	.....	5,544.57
1405.	Ministerial assistants .....	32,648.02	38,281.00	.....	5,632.98



## STATEMENT No. 7—Continued

## EXPENDITURE—INCOME ACCOUNT—Continued

	Particulars	Actual	Estimates	In Excess of Estimates	Less than Estimates
GENERAL GOVERNMENT—Continued:					
Executive Council—Continued:					
1410.	Alberta women's bureau .....	\$ 25,009.52	\$ 42,095.00	\$ .....	\$ 17,085.48
1413.	Minister's office—tourism .....	45,141.48	21,430.00	23,711.48	.....
1418.	Minister's office—northern development .....	46,158.73	41,234.00	4,924.73	.....
1421.	Public Service Pension Act .....	10,142,898.00	9,265,000.00	877,898.00	.....
1422.	Retiring gratuity, civil servants .....	16,200.00	16,500.00	.....	300.00
1423.	Members of the Legislative Assembly Pension Act .....	268,184.49	305,000.00	.....	36,815.51
1424.	Local Authorities Pension Act .....	4,618,320.32	4,075,000.00	543,320.32	.....
1425.	Public Service Pension Board .....	361,985.90	373,540.00	.....	11,554.10
Highways and Transport Department:					
1501.	Minister's office .....	38,556.00	26,630.00	11,926.00	.....
1502.	General administration .....	469,645.29	503,100.00	.....	33,454.71
1550.	Motor vehicle branch .....	5,197,731.17	5,412,610.00	.....	214,878.83
Industry and Commerce Department:					
1601.	Minister's office .....	32,413.64	26,320.00	6,093.64	.....
1602.	Deputy minister's office .....	38,848.89	40,500.00	.....	1,651.11
1610.	Planning and support services .....	29,480.80	27,980.00	1,500.80	.....
1611.	Budgetary and administrative services .....	72,231.57	75,240.00	.....	3,008.43
1612.	Economic research .....	200,600.67	255,330.00	.....	54,729.33
1624.	Transport research and development .....	158,502.65	192,730.00	.....	34,227.35
1640.	Alberta commercial branch .....	40,449.72	137,670.00	.....	97,220.28
Manpower and Labour Department:					
1701.	Minister's office .....	59,875.89	50,810.00	9,065.89	.....
1702.	General administration .....	227,392.84	213,180.00	14,212.84	.....
1703.	Amusements branch .....	90,219.00	77,495.00	12,724.00	.....
1717.	The Credit and Loan Agreements Act .....	59,560.76	61,426.00	.....	1,865.24
1719.	Civil service nurse .....	22,077.05	20,770.00	1,307.05	.....
1720.	Personnel administration office .....	824,400.06	828,500.00	.....	4,099.94
Lands and Forests Department:					
1801.	Minister's office .....	26,552.49	25,110.00	1,442.49	.....
1802.	General administration .....	825,574.33	816,990.00	8,584.33	.....
1803.	Advisory Board .....	3,275.22	6,200.00	.....	2,924.78
Legislation:					
1905.	Auditor's office .....	1,163,830.59	1,175,816.00	.....	11,985.41
1908.	Data processing centre .....	2,683,525.55	2,702,520.00	.....	18,994.45
1911.	Ombudsman .....	152,110.44	147,339.00	4,771.44	.....
Mines and Minerals Department:					
2001.	Minister's office .....	31,804.57	32,500.00	.....	695.43
2002.	General administration .....	313,429.43	314,320.00	.....	890.57
Municipal Affairs Department:					
2101.	Minister's office .....	41,596.91	41,290.00	306.91	.....
2102.	General administration .....	646,256.54	660,380.00	.....	14,123.46
2104.	Liaison office .....	38,742.86	23,300.00	15,442.86	.....
2106.	Alberta Assessment Appeal Board .....	70,049.74	74,850.00	.....	4,800.26
2107.	Assessment Commissioner and Alberta Assessment Equalization Board .....	191,645.02	191,510.00	135.02	.....
2115.	Municipal inspection branch .....	215,568.02	222,030.00	.....	6,461.98
2116.	Field service branch .....	495,182.45	507,020.00	.....	11,837.55
2117.	Assessment branch .....	1,903,008.49	1,966,200.00	.....	63,191.51
2120.	Local Authorities Board .....	110,678.89	123,730.00	.....	13,051.11
Health Commissions:					
2402.	General administration .....	1,120,816.68	1,233,782.00	.....	112,965.32
Health and Social Development Department:					
2501.	Minister's office .....	79,583.91	76,590.00	2,993.91	.....
2502.	Department administration .....	54,347.23	66,860.00	.....	12,512.77
2503.	Finance and administrative support services .....	2,250,740.23	2,646,080.00	.....	395,339.77
2504.	Personnel and manpower .....	261,087.38	260,980.00	107.38	.....
2510.	Social development services administration .....	140,287.71	174,450.00	.....	34,162.29
2511.	Public assistance administration .....	318,348.13	351,510.00	.....	33,161.87
2520.	Homes and institutions administration .....	153,690.52	158,470.00	.....	4,779.48
2532.	Preventive social services administration .....	90,174.05	104,060.00	.....	13,885.95
2535.	Child welfare administration .....	303,549.65	342,950.00	.....	39,400.35
2540.	Public health services administration .....	37,846.57	38,740.00	.....	893.43
2541.	Medical treatment services administration .....	1,825,786.06	1,584,800.00	240,986.06	.....
2548.	Preventive health administration .....	3,575,583.55	3,704,220.00	.....	128,636.45
2560.	Mental health services administration .....	276,982.01	145,020.00	131,962.01	.....
Public Works Department:					
2601.	Minister's office .....	36,849.37	36,820.00	29.37	.....
2602.	General administration .....	189,926.85	198,120.00	.....	8,193.15
2603.	Architectural design branch .....	673,682.40	722,040.00	.....	48,357.60
2604.	Engineering design branch .....	596,180.48	626,470.00	.....	30,289.52
2605.	Construction supervision branch .....	376,794.27	392,610.00	.....	15,815.73
2606.	Accounts branch administration .....	176,058.57	183,220.00	.....	7,161.43
2607.	Personnel branch administration .....	90,732.94	100,270.00	.....	9,537.06
2608.	Contracts branch administration .....	139,069.62	194,170.00	.....	55,100.38
2609.	Physical plant division administration .....	589,541.76	651,410.00	.....	61,868.24
2610.	Administration building, Edmonton .....	372,417.90	368,830.00	3,587.90	.....
	Administration building, Lethbridge .....	120,623.19	113,870.00	6,753.19	.....
	Administration building, Medicine Hat .....	71,306.41	61,750.00	9,556.41	.....
	Agriculture building, Edmonton .....	315,470.31	287,580.00	27,890.31	.....
	Alberta block, Edmonton .....	91,951.57	118,020.00	.....	26,068.43
	Alberta Health Care Insurance Commission offices, Edmonton .....	165,358.75	131,160.00	34,198.75	.....
	Alberta Jasper building, Edmonton .....	44,623.37	57,560.00	.....	12,936.63
	Alberta office building, Edmonton .....	26,232.93	46,470.00	.....	20,237.07
	Beaver House, Edmonton .....	120,791.77	113,890.00	6,901.77	.....
	Energy Resources Conservation building, Calgary .....	99,758.67	113,260.00	.....	13,501.33
	Highways building, Calgary .....	77,258.45	66,600.00	10,658.45	.....
	Highways building, Edmonton .....	360,122.47	361,280.00	.....	1,157.53

## STATEMENT No. 7—Continued

## EXPENDITURE—INCOME ACCOUNT—Continued

	Particulars	Actual	Estimates	In Excess of Estimates	Less than Estimates
GENERAL GOVERNMENT—Continued:					
Public Works Department—Continued:					
	J. J. Bowlen building, Calgary .....	\$ 374,332.36	\$ 378,680.00	\$ .....	\$ 4,347.64
	Land titles building, Edmonton .....	118,521.27	130,190.00	.....	11,668.73
	Lands and forests offices .....	499,261.80	586,330.00	.....	87,068.20
	Legislative building and grounds .....	1,257,448.41	1,062,940.00	194,508.41	.....
	Mines and minerals offices .....	108,784.53	75,960.00	32,824.53	.....
	Municipal affairs building, Edmonton .....	100,119.87	110,130.00	.....	10,010.13
	Natural resources building, Edmonton .....	332,547.90	321,980.00	10,567.90	.....
	Official Government House, Edmonton .....	28,347.71	26,910.00	1,437.71	.....
	Provincial buildings .....	841,847.44	935,120.00	.....	93,272.56
	Public works building, Edmonton .....	117,208.89	109,540.00	7,668.89	.....
	Public works shops, Calgary .....	50,172.45	48,120.00	2,052.45	.....
	Public works shops, Edmonton .....	106,390.60	98,040.00	8,350.60	.....
	Public works shops, Grande Prairie .....	54,101.52	43,640.00	10,461.52	.....
	Public works shops, Red Deer .....	8,923.21	13,170.00	.....	4,246.79
	Queen's Printer's building, Edmonton .....	64,046.69	58,210.00	5,836.69	.....
	Roman Catholic mission, Dunvegan .....	14,931.66	18,990.00	.....	4,058.34
	Social development building, Calgary .....	44,392.40	41,310.00	3,082.40	.....
	Terrace building, Edmonton .....	482,132.25	445,380.00	36,752.25	.....
	Treasury branches .....	252,650.09	246,810.00	5,840.09	.....
	Tree nursery, Oliver .....	61,414.22	48,400.00	13,014.22	.....
	Various small buildings and offices .....	550,211.64	508,210.00	42,001.64	.....
2611.	Edmonton shops administration .....	653,716.93	721,510.00	.....	67,793.07
2612.	Calgary shops administration .....	318,099.41	327,850.00	.....	9,750.59
2616.	Properties branch administration .....	161,864.90	180,130.00	.....	18,265.10
2617.	Alberta Jasper building, Edmonton .....	10,198.93	13,100.00	.....	2,901.07
	Government offices .....	1,564,819.75	1,619,105.00	.....	54,285.25
	Industry and Commerce, Edmonton .....	229,740.20	219,640.00	10,100.20	.....
	J. J. Bowlen building, Calgary .....	75,346.22	73,000.00	2,346.22	.....
	Lands and Forests offices .....	37,642.16	43,840.00	.....	6,197.84
	Madison building, Edmonton .....	428,824.17	241,000.00	187,824.17	.....
	Phillips building, Edmonton .....	136,895.74	161,310.00	.....	24,414.26
	Pollution control laboratory, Edmonton .....	72,957.85	101,200.00	.....	28,242.15
	Treasury branches, offices .....	131,649.29	117,150.00	14,499.29	.....
	Various small offices and buildings .....	1,160,694.49	1,400,524.00	.....	239,829.51
Treasury Department:					
2701.	Minister's office .....	37,506.66	35,232.00	2,274.66	.....
2702.	General administration .....	388,184.36	402,895.00	.....	14,711.64
2708.	Surveys and commissions .....	212,170.86	125,000.00	87,170.86	.....
2710.	Workmen's compensation assessment .....	510,134.12	650,000.00	.....	139,865.88
2711.	Mailing—government cheques .....	47,103.49	50,000.00	.....	2,896.51
2712.	Public service medical insurance benefit .....	912,072.22	890,000.00	22,072.22	.....
2714.	Unemployment insurance—employer's contribution .....	1,005,861.55	900,000.00	105,861.55	.....
2715.	Alberta Resources Railway .....	7,095,067.69	7,415,000.00	.....	319,932.31
2716.	Canada Pension Plan .....	2,007,046.64	1,910,000.00	97,046.64	.....
2720.	Budget bureau .....	180,685.39	155,000.00	25,685.39	.....
2724.	Alberta gazette .....	116,478.96	98,400.00	18,078.96	.....
2725.	Purchasing agency .....	261,335.84	284,525.00	.....	23,189.16
2727.	Tobacco tax branch .....	42,742.59	53,575.00	.....	10,832.41
2728.	Fuel oil tax branch .....	421,247.51	398,875.00	22,372.51	.....
2730.	Group insurance .....	261,681.16	311,500.00	.....	49,818.84
2731.	Workmen's Compensation Board pensions .....	599,074.79	1,000,000.00	.....	400,925.21
Culture, Youth and Recreation Department:					
2801.	Minister's office .....	36,850.47	34,640.00	2,210.47	.....
2802.	General administration .....	267,760.90	270,060.00	.....	2,299.10
The Environment Department:					
2901.	Minister's office .....	40,906.17	43,990.00	.....	3,083.83
2902.	General administration .....	337,115.99	523,700.00	.....	186,584.01
Federal and Intergovernmental Affairs Department:					
3101.	Minister's office .....	40,034.80	40,270.00	.....	235.20
3102.	General administration .....	192,717.05	206,510.00	.....	13,792.95
Telephones and Utilities Department:					
3201.	Minister's office .....	207,721.54	62,305.00	145,416.54	.....
3203.	Public Utilities Board .....	154,329.17	152,620.00	1,709.17	.....
Special Warrant:					
	Public Service Management Pension Act .....	194,535.18	.....	194,535.18	.....
		\$ 81,365,138.81	\$ 82,284,670.00	.....	\$ 919,531.19 (Net)

## MISCELLANEOUS:

Municipal Affairs Department:					
2110.	Homeowner's Tax Discount Act .....	\$ 21,925,346.37	\$ 25,100,000.00	\$ .....	\$ 3,174,653.63
2111.	Senior Citizen's Shelter Act .....	4,334,299.77	4,500,000.00	.....	165,700.23
Public Works Department:					
2610.	Warehouse, Lampton Park, Edmonton .....	62,937.36	55,610.00	7,327.36	.....
	Warehouse No. 3, Edmonton .....	52,024.92	41,710.00	10,314.92	.....
2617.	Unforeseen rents .....	.....	535,000.00	.....	535,000.00
	Unforeseen leased premises, various .....	.....	100,000.00	.....	100,000.00
	Customer services, various .....	.....	50,000.00	.....	50,000.00
2620.	Government automobile service .....	106,761.22	116,100.00	.....	9,338.78
Treasury Department:					
2705.	Remissions .....	20,005.21	25,000.00	.....	4,994.79
2719.	Public utilities income tax rebate .....	7,539,517.00	9,570,000.00	.....	2,030,483.00
2722.	Estate Tax Rebate Act .....	9,334,316.88	7,042,440.00	2,291,876.88	.....
Special Warrant:					
	Centennial of the R.C.M.P. .....	43,557.02	.....	43,557.02	.....
		\$ 43,418,765.75	\$ 47,135,860.00	.....	\$ 3,717,094.25 (Net)

## STATEMENT No. 7—Continued

## EXPENDITURE—INCOME ACCOUNT—Continued

	Particulars	Actual	Estimates	In Excess of Estimates	Less than Estimates
<b>ADMINISTRATION OF JUSTICE:</b>					
Attorney General's Department:					
1204.	Alberta Securities Commission .....	\$ 296,571.81	\$ 348,650.00	\$ .....	\$ 52,078.19
1206.	Law libraries .....	87,333.43	78,220.00	9,113.43	.....
1207.	Incidental justice .....	285,168.04	301,410.00	.....	16,241.96
1208.	Contingencies .....	75,526.94	75,560.00	.....	33.06
1209.	Staff training .....	60,222.08	196,220.00	.....	135,997.92
1211.	Coroners .....	268,546.66	261,190.00	7,356.66	.....
1214.	Crimes Compensation Board .....	144,735.07	200,000.00	.....	55,264.93
1215.	Masters in chambers .....	72,425.45	74,930.00	.....	2,504.55
1216.	Supreme and district courts and sheriffs' offices .....	1,444,735.75	1,518,040.00	.....	73,304.25
1218.	Official court reporters .....	899,486.24	973,120.00	.....	73,633.76
1219.	Judges of the district court .....	76,972.67	87,480.00	.....	10,507.33
1220.	Provincial judges .....	2,183,070.64	2,365,050.00	.....	181,979.36
1225.	Agents of the Attorney General .....	765,665.06	775,130.00	.....	9,464.94
1226.	Public defence .....	900,000.00	900,000.00	.....	.....
1227.	Witnesses, jurors and interpreters .....	409,672.92	398,320.00	11,352.92	.....
1236.	Royal Canadian Mounted Police .....	8,260,802.00	8,336,260.00	.....	75,458.00
1238.	Police commission and training .....	27,141.21	54,890.00	.....	27,748.79
1244.	Probation branch .....	1,582,459.49	1,728,650.00	.....	146,190.51
1251.	Belmont rehabilitation branch .....	53,111.32	587,490.00	.....	44,378.68
1252.	Bowden institution .....	1,235,467.58	1,399,110.00	.....	163,642.42
1253.	Calgary correctional institution .....	1,836,598.04	2,026,030.00	.....	189,431.96
1254.	Fort Saskatchewan correctional institution .....	2,322,271.93	2,461,870.00	.....	139,598.07
1255.	Lethbridge correctional institution .....	881,100.67	957,270.00	.....	76,169.33
1256.	Peace River correctional institution .....	925,393.42	1,064,650.00	.....	139,256.58
Public Works Department:					
2610.	Belmont rehabilitation centre .....	154,572.66	183,540.00	.....	28,967.34
	Bowden institution .....	217,107.59	248,410.00	.....	31,302.41
	Calgary correctional institution .....	343,810.76	349,300.00	.....	5,489.24
	Courthouses .....	936,012.87	918,050.00	17,962.87	.....
	Detention centre, Lethbridge .....	9,000.00	9,000.00	.....	.....
	Fort Saskatchewan correctional institution .....	341,001.16	358,680.00	.....	17,678.84
	Henwood, Edmonton .....	85,293.82	94,550.00	.....	9,256.18
	Lethbridge correctional institution .....	237,349.27	254,260.00	.....	16,910.73
	Nordegg gaol camp .....	69,034.86	88,740.00	.....	19,705.14
	Peace River correctional institution .....	309,640.73	338,990.00	.....	29,349.27
	Provincial police training school .....	15,827.27	22,980.00	.....	7,152.73
	Remand centre, Calgary .....	42.50	24,780.00	.....	24,737.50
	Youth development centre, Grande Prairie .....	25,844.35	26,350.00	.....	505.65
2617.	Police magistrates offices .....	89,253.42	173,736.00	.....	84,482.58
		\$ 28,409,269.68	\$ 30,260,906.00	.....	\$ 1,851,636.32 (Net)

## AGRICULTURE:

Department of Agriculture:					
1103.	Agriculture research .....	\$ 257,391.70	\$ 275,000.00	\$ .....	\$ 17,608.30
1104.	Miscellaneous grants .....	645,150.00	643,750.00	1,400.00	.....
1105.	Communications .....	425,187.44	473,900.00	.....	48,712.56
1106.	Systems design and data analysis .....	115,439.82	118,650.00	.....	3,210.18
1107.	Planning secretariat .....	84,695.78	138,310.00	.....	53,614.22
1111.	Irrigation secretariat .....	1,033,228.03	1,039,100.00	.....	5,871.97
1112.	Conservation and development .....	377,741.65	363,030.00	14,711.65	.....
1120.	Technical resources .....	65,279.85	57,290.00	5,989.85	.....
1120.	Plant industry, administration .....	70,226.80	71,240.00	.....	1,013.20
1121.	Crop insurance .....	1,317,000.00	1,500,000.00	.....	183,000.00
1122.	Field crops .....	3,389,080.35	472,570.00	2,916,510.35	.....
1123.	Weed control and field services .....	208,739.42	217,470.00	.....	8,730.58
1124.	Pest control .....	316,860.00	301,860.00	15,000.00	.....
1125.	Alberta horticultural research centre .....	409,498.64	422,500.00	.....	13,001.36
1126.	Horticulture and tree nursery .....	427,110.94	418,210.00	8,900.94	.....
1127.	Soils .....	260,788.64	264,830.00	.....	4,041.36
1130.	Animal industry (livestock) .....	1,070,836.56	1,124,230.00	.....	53,393.44
1132.	Dairy .....	431,484.95	465,580.00	.....	34,095.05
1133.	Poultry .....	218,048.83	244,420.00	.....	26,371.17
1134.	Exhibits .....	24,258.71	29,580.00	.....	5,321.29
1140.	Veterinary services—general .....	563,329.66	563,560.00	.....	230.34
1141.	Veterinary field services .....	447,444.17	562,500.00	.....	115,055.83
1142.	Fur farm services .....	18,629.57	20,050.00	.....	1,420.43
1150.	Marketing—administration .....	118,316.91	139,370.00	.....	21,053.09
1151.	Marketing intelligence .....	666,569.90	713,800.00	.....	47,230.10
1152.	Commodity support .....	280,617.92	280,660.00	.....	42.08
1153.	Milk control .....	154,003.18	160,370.00	.....	6,366.82
1154.	New foods and quality controls .....	422,056.51	440,050.00	.....	17,993.49
1155.	Domestic marketing .....	213,525.54	302,630.00	.....	89,104.46
1156.	Export trade commissioners .....	175,422.97	290,210.00	.....	114,787.03
1160.	Extension—administration .....	324,189.42	351,290.00	.....	27,100.58
1161.	Lethbridge region .....	399,049.73	378,535.00	20,514.73	.....
1162.	Calgary region .....	311,677.40	303,025.00	.....	8,652.40
1164.	Red Deer region .....	353,832.91	332,835.00	20,997.91	.....
1165.	Vermilion region .....	418,498.02	409,505.00	8,993.02	.....
1166.	Edmonton region .....	362,984.54	359,995.00	2,989.54	.....
1167.	Fairview region .....	354,389.17	338,645.00	15,744.17	.....
1168.	Consumer advisory services .....	132,861.01	139,070.00	.....	6,208.99
1169.	Rural development .....	33,274.19	43,170.00	.....	9,895.81
1170.	Family farm development—administration .....	54,495.89	58,730.00	.....	4,234.11
1171.	Rural credit .....	407,728.26	428,590.00	.....	20,861.74
1172.	Farm consolidation .....	98,473.44	86,480.00	11,993.44	.....
1174.	Municipal relations .....	1,207,054.29	1,359,280.00	.....	152,225.71
1175.	Agricultural engineering .....	316,553.56	367,730.00	.....	51,176.44
Municipal Affairs Department:					
2118.	Special Areas Board .....	335,304.56	340,475.00	.....	5,170.44



## STATEMENT No. 7—Continued

## EXPENDITURE—INCOME ACCOUNT—Continued

	Particulars	Actual	Estimates	In Excess of Estimates	Less than Estimates
AGRICULTURE—Continued:					
Public Works Department:					
2610.	Alberta horticulture research centre, Brooks .....	\$ 124,829.91	\$ 112,240.00	\$ 12,589.91	\$ .....
	O. S. Longman building, Edmonton .....	436,611.69	408,740.00	27,871.69	.....
	Peace River regional veterinary laboratory, Fairview .....	29,271.51	33,890.00	.....	4,618.49
	Poultry farm, Oliver .....	20,328.44	29,060.00	.....	8,731.56
	Regional veterinary laboratory, Lethbridge .....	32,830.63	29,790.00	3,040.63	.....
2617.	District agriculturists offices .....	71,675.45	70,508.00	1,167.45	.....
	Veterinary clinic, Coronation .....	.....	12,240.00	.....	12,240.00
The Environment Department:					
2940.	Inter-departmental planning division .....	518,015.58	672,360.00	.....	154,344.42
		\$ 20,549,894.04	\$ 18,780,903.00	\$ 1,768,991.04	.....
				(Net)	.....
PUBLIC DOMAIN, RESEARCH AND DEVELOPMENT:					
Agriculture Department:					
1143.	Analytical services .....	\$ 122,264.61	\$ 124,590.00	\$ .....	\$ 2,325.39
Executive Council:					
1407.	Energy Resources Conservation Board .....	2,763,825.00	2,763,825.00	.....	.....
1414.	Alberta government travel bureau .....	1,093,730.89	1,100,000.00	.....	6,269.11
1419.	Northern development and native affairs .....	41,280.57	75,000.00	.....	33,719.43
1446.	Bureau of public affairs .....	1,254,462.12	1,291,440.00	.....	36,977.88
1460.	Human Resources Research Council .....	533,434.43	450,000.00	83,434.43	.....
1461.	Human Resources Development Authority .....	139,274.86	161,536.00	.....	22,261.14
1463.	Community development branch .....	1,428,106.32	1,757,612.00	.....	329,505.68
1464.	Lesser Slave Lake projects .....	864,518.83	975,000.00	.....	110,481.17
Industry and Commerce Department:					
1613.	Bureau of statistics .....	247,455.20	266,360.00	.....	18,904.80
1620.	Economic development .....	34,146.36	31,780.00	2,366.36	.....
1671.	International marketing .....	225,665.73	366,070.00	.....	140,404.27
1622.	Missions and marketing research .....	179,875.67	156,020.00	23,855.67	.....
1623.	Industrial development .....	225,553.01	230,900.00	.....	5,346.99
1630.	Research Council of Alberta .....	3,935,150.00	3,935,150.00	.....	.....
Manpower and Labour Department:					
1725.	Special employment projects .....	3,811,377.92	5,000,000.00	.....	1,188,622.08
Lands and Forests Department:					
1804.	Technical division .....	895,945.27	975,980.00	.....	80,034.73
1805.	Registration .....	269,017.32	263,970.00	5,047.32	.....
1815.	Forest administration .....	4,626,727.91	4,692,035.00	.....	65,307.09
1816.	Timber management .....	743,887.59	716,840.00	27,047.59	.....
1817.	Quota reforestation .....	196,801.37	195,000.00	1,801.37	.....
1818.	Silviculture .....	599,414.14	579,570.00	19,844.14	.....
1819.	Eastern Rockies Forest Conservation Board .....	56,819.58	67,610.00	.....	10,790.42
1820.	Forest land use .....	324,782.12	318,090.00	6,692.12	.....
1821.	Forestry maintenance .....	2,419,135.98	2,466,635.00	.....	47,499.02
1822.	Fire control .....	302,746.95	289,940.00	12,806.95	.....
1823.	Fire suppression .....	4,896,002.30	3,000,000.00	1,896,002.30	.....
1825.	Aircraft operations .....	814,461.33	750,160.00	64,301.33	.....
1826.	Communications .....	555,457.19	565,790.00	.....	10,332.81
1828.	Forestry technology school .....	343,407.15	359,060.00	.....	15,652.85
1829.	Junior forest rangers .....	70,011.62	74,930.00	.....	4,918.38
1835.	Fish and wildlife .....	2,349,151.26	2,287,830.00	61,321.26	.....
1836.	Wildlife damage control .....	21,257.97	10,000.00	11,257.97	.....
1845.	Lands branch .....	1,491,466.19	1,584,620.00	.....	93,153.81
1846.	Provincial parks .....	2,968,409.38	2,953,085.00	15,324.38	.....
Mines and Minerals Department:					
2003.	Petroleum recovery research .....	100,000.00	100,000.00	.....	.....
2005.	Geological division .....	7,313.00	8,300.00	.....	987.00
2007.	Minerals division .....	577,647.84	592,800.00	.....	15,152.16
2008.	Mineral tax division .....	150,927.72	155,980.00	.....	5,052.28
2010.	Technical division .....	418,999.18	473,530.00	.....	54,530.82
2011.	Abandonment of mining properties .....	3,121.65	30,000.00	.....	26,878.35
2013.	Clay and Marl Crown Lease Act .....	877.29	5,500.00	.....	4,622.71
2015.	Supervisory and safety training program .....	3,600.00	3,600.00	.....	.....
2020.	Oil and gas studies .....	114,545.07	100,000.00	14,545.07	.....
Municipal Affairs Department:					
2103.	Task force on urbanization and the future .....	183,637.81	200,000.00	.....	16,362.19
2109.	Provincial Planning Board .....	814,456.52	822,230.00	.....	7,773.48
2119.	Town planning .....	441,617.30	393,165.00	48,452.30	.....
2123.	Alberta Housing Act .....	5,728,888.46	4,530,095.00	1,198,793.46	.....
Public Works Department:					
2610.	Alberta Research Council, Edmonton .....	185,138.32	200,860.00	.....	15,721.68
	Alberta Research Council, pilot plant, Clover Bar .....	228,920.43	290,170.00	.....	61,249.57
	Auditorium, Calgary .....	324,397.83	370,300.00	.....	45,902.17
	Auditorium, Edmonton .....	385,321.47	354,690.00	30,631.47	.....
	Glenbow Foundation museum, Calgary .....	36,393.73	42,080.00	.....	5,686.27
	Provincial museum, Edmonton .....	405,028.76	392,440.00	12,588.76	.....
2617.	Alberta Research Council, Edmonton .....	1,404.44	3,300.00	.....	1,895.56
	Alberta Research Council, pilot plant, Clover Bar .....	320.65	400.00	.....	79.35
Culture, Youth and Recreation Department:					
2804.	4-H and junior forest wardens' branch .....	433,337.85	448,540.00	.....	15,202.15
2806.	Planning and development branch .....	88,021.35	89,150.00	.....	1,128.65
2807.	Youth services branch—volunteer services .....	177,084.74	178,220.00	.....	1,135.26
2808.	Youth services branch—district youth representatives .....	300,615.95	300,860.00	.....	244.05
2809.	Youth services branch—project development .....	100,569.57	133,610.00	.....	33,040.43
2810.	Youth services branch—leadership development .....	81,128.60	77,030.00	4,098.60	.....
2814.	Cultural development branch—arts .....	927,260.18	841,590.00	85,670.18	.....
2815.	Northern Alberta jubilee auditorium .....	128,626.19	153,100.00	.....	24,473.81
2816.	Southern Alberta jubilee auditorium .....	144,842.13	153,330.00	.....	8,487.87
2817.	Provincial museum and archives of Alberta .....	944,184.54	938,010.00	6,174.54	.....

## STATEMENT No. 7—Continued

## EXPENDITURE—INCOME ACCOUNT—Continued

	Particulars	Actual	Estimates	In Excess of Estimates	Less than Estimates
<b>PUBLIC DOMAIN, RESEARCH AND DEVELOPMENT</b>					
<i>—Continued:</i>					
<b>Culture, Youth and Recreation Department—Continued:</b>					
2818.	Glenbow Alberta Institute .....	\$ 135,000.00	\$ 135,000.00	\$ .....	\$ .....
2820.	Cultural development branch—libraries .....	416,756.57	407,950.00	8,806.57	.....
<b>The Environment Department:</b>					
2910.	Research division .....	223,574.06	303,380.00	.....	79,805.94
2911.	Information services division .....	111,857.27	104,770.00	7,087.27	.....
2920.	Water resources division .....	1,197,219.69	1,289,800.00	.....	92,580.31
2930.	Pollution control division .....	1,006,019.58	1,226,120.00	.....	220,100.42
2941.	Surface Reclamation Council .....	188,040.20	232,600.00	.....	44,559.80
2945.	Environment Conservation Authority .....	325,798.64	287,970.00	37,828.64	.....
2950.	Environmental standards and approvals division .....	196,750.82	329,750.00	.....	132,999.18
<b>Federal and Intergovernmental Affairs Department:</b>					
3103.	Ottawa office .....	27,243.19	45,140.00	.....	17,896.81
<b>Special Warrants:</b>					
	Funds for winter employment .....	6,333,739.40	.....	6,333,739.40	.....
	Resources evaluation studies and reports .....	84,210.06	.....	84,210.06	.....
	Energy Resources Conservation Board .....	190,000.00	.....	190,000.00	.....
	Namaw waterline .....	25,000.00	.....	25,000.00	.....
		\$ 64,744,462.19	\$ 57,581,788.00	\$ 7,162,674.19	.....
				(Net)	
<b>PUBLIC WELFARE, INSTITUTIONS AND CHARITABLE GRANTS:</b>					
<b>Education Department:</b>					
1310.	Teachers' pension fund .....	\$ 7,838,114.42	\$ 7,850,000.00	\$ .....	\$ 11,885.58
1311.	Allowances for aged teachers .....	3,504.86	3,600.00	.....	95.14
<b>Executive Council:</b>					
1440.	Emergency measures organization .....	646,980.74	675,062.00	.....	28,081.26
<b>Industry and Commerce Department:</b>					
1614.	Licensing of trades and businesses .....	143,529.97	149,950.00	.....	6,420.03
<b>Manpower and Labour Department:</b>					
1705.	Board of Industrial Relations .....	939,145.92	967,505.00	.....	28,359.08
1706.	Elevators and Fixed Conveyances Act .....	192,956.27	190,600.00	2,356.27	.....
1708.	Electrical Protection Act .....	799,680.12	769,540.00	30,140.12	.....
1709.	Boilers Act .....	777,353.66	768,860.00	8,493.66	.....
1710.	Gas Protection Act .....	460,746.17	437,290.00	23,456.17	.....
1711.	Plumbing inspection .....	129,084.30	122,280.00	6,804.30	.....
1713.	Pensions Benefit Act .....	74,603.07	79,980.00	.....	5,376.93
1714.	Human Rights Commission .....	79,663.68	78,034.00	1,629.68	.....
1715.	Fire prevention branch .....	325,630.94	287,755.00	37,875.94	.....
1718.	Manpower programming .....	97,708.76	100,000.00	.....	2,291.24
<b>Municipal Affairs Department:</b>					
2105.	The Municipalities Assistance Act grant .....	41,998,056.95	42,000,000.00	.....	1,943.05
<b>Health Commissions:</b>					
2403.	Nursing homes .....	13,682,162.10	14,003,400.00	.....	321,237.90
2404.	Hospitalization benefits plan .....	222,536,671.56	222,218,800.00	317,871.56	.....
2410.	Alberta Health Care Insurance Commission .....	17,037,882.00	17,037,882.00	.....	.....
2420.	Alberta Alcoholism and Drug Abuse Commission .....	1,587,144.03	1,550,000.00	37,144.03	.....
<b>Health and Social Development Department:</b>					
2505.	Research and planning .....	242,449.65	279,550.00	.....	37,100.35
2506.	Public communications .....	103,388.87	132,290.00	.....	28,901.13
2512.	Public assistance—basic assistance .....	67,911,490.60	70,143,900.00	.....	2,232,409.40
2513.	Public assistance—municipalities .....	4,653,976.07	7,981,600.00	.....	3,327,623.93
2514.	Public assistance—improvement districts and special areas .....	49,959.05	71,200.00	.....	21,240.95
2515.	Public assistance—agency grants .....	1,126,403.62	807,500.00	318,903.62	.....
2516.	Public assistance—categorical pensions .....	2,368,291.32	2,537,000.00	.....	168,708.68
2517.	Rosehaven, Camrose .....	1,762,156.23	1,803,240.00	.....	41,083.77
2518.	Claresholm Centre .....	1,680,680.04	1,772,970.00	.....	92,289.96
2519.	Raymond Home .....	224,503.32	242,290.00	.....	17,786.68
2522.	Single men's hostels .....	1,561,496.73	1,393,510.00	167,986.73	.....
2523.	Single women's hostels .....	55,821.67	69,790.00	.....	13,968.33
2524.	Maternity homes .....	78,605.77	95,680.00	.....	17,074.23
2525.	Edmonton diagnostic centre .....	586,089.26	629,210.00	.....	43,120.74
2526.	Youth development centres .....	1,262,579.74	1,489,970.00	.....	227,390.26
2527.	Youth group homes .....	189,608.54	187,500.00	2,108.54	.....
2528.	Youth receiving centres .....	91,019.43	105,160.00	.....	14,140.57
2529.	Infant medical assessment centre .....	336,487.55	340,940.00	.....	4,452.45
2530.	Regional offices .....	6,955,047.56	7,021,460.00	.....	66,412.44
2533.	Preventive social services projects .....	2,771,481.50	3,193,000.00	.....	421,518.50
2536.	Child welfare services .....	8,981,772.96	9,303,760.00	.....	321,987.04
2538.	Maintenance orders and recovery .....	203,937.69	210,940.00	.....	7,002.31
2539.	Metis rehabilitation .....	879,884.95	1,018,530.00	.....	138,645.05
2542.	Medical treatment services .....	169,910.00	165,910.00	4,000.00	.....
2543.	Nursing aide schools .....	373,542.30	575,060.00	.....	201,517.70
2544.	Laboratory and x-ray school .....	73,391.74	84,400.00	.....	11,008.26
2545.	Cerebral palsy clinic .....	3,377.26	15,000.00	.....	11,622.74
2549.	Preventive health services .....	374,967.92	384,290.00	.....	9,322.08
2551.	Vital statistics .....	204,521.00	211,670.00	.....	7,149.00
2554.	Social hygiene .....	292,384.22	285,030.00	7,354.22	.....
2555.	Industrial health services .....	194,634.02	196,700.00	.....	2,065.98
2557.	Tuberculosis control .....	446,847.20	456,060.00	.....	9,212.80
2558.	Tuberculosis treatment services .....	1,794,972.15	1,784,350.00	10,622.15	.....
2561.	Community psychiatric services .....	1,356,004.27	1,280,690.00	75,314.27	.....
2562.	New mental health program development .....	409,495.56	1,237,800.00	.....	828,304.44
2563.	Alberta hospital, Ponoka .....	5,366,562.37	5,485,030.00	.....	118,467.63
2565.	Alberta hospital, Edmonton .....	6,654,000.22	7,035,310.00	.....	381,309.78
2568.	Emotionally disturbed children .....	167,301.72	203,500.00	.....	36,198.28

## STATEMENT No. 7—Continued

## EXPENDITURE—INCOME ACCOUNT—Continued

	Particulars	Actual	Estimates	In Excess of Estimates	Less than Estimates
PUBLIC WELFARE, INSTITUTIONS AND CHARITABLE GRANTS—Continued:					
Health and Social Development Department—Continued:					
2569.	Group homes for handicapped .....	\$ .....	\$ 120,000.00	\$ .....	\$ 120,000.00
2570.	Services for handicapped .....	44,800.21	60,000.00	.....	15,199.79
2571.	Centre for care of mentally handicapped .....	770,603.93	762,200.00	8,403.93	.....
2572.	Developmentally handicapped .....	625,484.50	838,000.00	.....	212,515.50
2573.	Community services workers .....	34,493.69	80,000.00	.....	45,506.31
2575.	Alberta school hospital, Red Deer .....	4,509,209.86	5,561,570.00	.....	1,052,360.14
2576.	Rehabilitation societies .....	132,544.00	132,600.00	.....	56.00
2577.	Deerhome, Red Deer .....	5,324,182.41	5,511,120.00	.....	186,937.59
2580.	Opportunity corps .....	454,798.78	782,330.00	.....	327,531.22
Public Works Department:					
2610.	Alberta hospital, Claresholm .....	315,174.23	301,420.00	13,754.23	.....
	Alberta hospital, Edmonton .....	1,089,626.31	1,086,460.00	3,166.31	.....
	Alberta hospital, Ponoka .....	736,295.37	811,410.00	.....	75,114.63
	Alberta hospital, Raymond .....	107,428.50	98,330.00	9,098.50	.....
	Alberta school hospital, Red Deer .....	663,686.83	619,000.00	44,686.83	.....
	Baker memorial sanatorium, Calgary .....	329,772.09	320,260.00	9,512.09	.....
	Blood donor clinic, Calgary .....	16,323.51	22,820.00	.....	6,496.49
	Blood transfusion depot, Edmonton .....	34,319.36	39,330.00	.....	5,010.64
	Cerebral palsy clinic, Calgary .....	8,765.85	21,860.00	.....	13,094.15
	Civil defence building, Edmonton .....	22,328.83	26,790.00	.....	4,461.17
	Deerhome, Red Deer .....	648,180.30	687,580.00	.....	39,399.70
	Diagnostic centre, Edmonton .....	128,266.15	142,180.00	.....	13,913.85
	Division of alcoholism, Calgary .....	10,112.00	12,520.00	.....	2,408.00
	Nursing aides training school, Calgary .....	12,315.96	12,970.00	.....	654.04
	Nursing aides training school, Edmonton .....	975.06	10,520.00	.....	9,544.94
	Pineview home, Edmonton .....	52,473.88	44,110.00	8,363.88	.....
	Provincial hostel, Edmonton .....	105,255.95	125,950.00	.....	20,694.05
	Rosecrest home, Edmonton .....	44,663.32	42,880.00	1,783.32	.....
	Rosehaven home, Camrose .....	352,052.32	342,760.00	9,292.32	.....
	Single men's hostel, Calgary .....	80,377.47	74,750.00	5,627.47	.....
	Treatment centre, Edmonton .....	18,118.51	20,850.00	.....	2,731.49
	Woodside home, Edmonton .....	26,815.85	43,440.00	.....	16,624.15
	Youth development centre, Edmonton .....	217,893.35	246,970.00	.....	29,076.65
2617.	Miscellaneous .....	218,213.40	215,930.00	2,283.40	.....
	Alberta guidance clinic, Edmonton .....	81,517.78	80,260.00	1,257.78	.....
	Alberta guidance clinic, Lethbridge .....	12,425.21	9,700.00	2,725.21	.....
	Alberta guidance clinic, Peace River .....	10,732.66	7,500.00	3,232.66	.....
	Social development offices, regional .....	457,219.82	662,175.00	.....	204,955.18
	Social hygiene, Lethbridge .....	1,299.20	1,330.00	.....	30.80
	Tuberculosis control, Edmonton .....	23,584.86	75,000.00	.....	51,415.14
2625.	Grants for construction of police buildings .....	170,416.82	220,000.00	.....	49,583.18
2626.	Grants to municipalities in lieu of taxes .....	3,939,289.42	4,500,000.00	.....	560,710.58
Treasury Department:					
2706.	General government grants .....	1,225,511.12	1,300,000.00	.....	74,488.88
Culture, Youth and Recreation Department:					
2803.	Recreation branch .....	3,018,429.20	1,490,050.00	1,528,379.20	.....
2813.	Objectionable publications .....	572.31	1,610.00	.....	1,037.69
Special Warrants:					
	Grants to flood victims .....	77,676.41	.....	77,676.41	.....
	Medicine Hat community resource centre .....	63,000.00	.....	63,000.00	.....
	Community residential care unit for emotionally disturbed and retarded children .....	26,682.00	.....	26,682.00	.....
Statutory:					
	The Blind Workmen's Compensation Act .....	2,260.91	.....	2,260.91	.....
		\$457,555,833.09	\$467,088,863.00	.....	\$ 9,533,029.91 (Net)
HIGHWAYS, BRIDGES AND FERRIES:					
Highways and Transport Department:					
1510.	Roads maintenance branch—administration .....	\$ 910,731.90	\$ 947,780.00	\$ .....	\$ 37,048.10
1511.	Ferries—maintenance and operation .....	286,157.31	267,000.00	19,157.31	.....
1512.	Primary highways and access roads—maintenance .....	10,004,869.10	10,770,000.00	.....	765,130.90
1513.	Maintenance grants to improvement districts .....	2,968,451.32	2,968,750.00	.....	298.68
1530.	Bridges—maintenance and replacement—salaries .....	767,399.29	769,170.00	.....	1,770.71
1532.	Bridges—maintenance and replacement—municipal districts, improvement districts and counties .....	328,743.91	335,000.00	.....	6,256.09
1552.	Equipment branch—administration .....	555,362.16	565,000.00	.....	9,637.84
	Public Works Department:	243,733.16	250,300.00	.....	6,566.84
2610.	Highways maintenance shops .....	795,029.45	978,980.00	.....	183,950.55
2617.	Highways maintenance yards .....	2,048.71	2,052.00	.....	3.29
		\$ 16,862,526.31	\$ 17,854,032.00	.....	\$ 991,505.69 (Net)
COMMISSIONS AND FINES PAID TO MUNICIPALITIES AND REFUNDS:					
Mines and Minerals Department:					
2012.	Redemption of mineral titles .....	\$ 41,987.17	\$ 42,000.00	\$ .....	\$ 12.83
Treasury Department:					
2704.	Refund of previous years' revenue .....	508,095.56	475,000.00	33,095.56	.....
		\$ 550,082.73	\$ 517,000.00	\$ 33,082.73 (Net)	.....



## STATEMENT No. 7—Continued

## EXPENDITURE—CAPITAL ACCOUNT

Particulars	Actual	Estimates	In Excess of Estimates	Less than Estimates
<b>HIGHWAYS AND BRIDGES:</b>				
1581. Surveys and properties branch .....	\$ 1,516,689.93	\$ 1,629,960.00		\$ 113,270.07
1582. Secondary roads, construction .....	10,685,258.05	11,500,000.00		814,741.95
1583. Bridge construction .....	7,720,826.27	8,500,000.00		779,173.73
1584. Primary highways, construction .....	38,653,515.68	39,975,000.00		1,321,484.32
1585. Planning branch .....	1,102,438.65	1,195,800.00		93,361.35
1588. Grants to improvement districts—district roads .....	3,535,296.15	3,656,250.00		120,953.85
1589. Grants to special areas—district roads .....	250,000.00	250,000.00		
1590. Grants to municipal districts, counties—district roads .....	4,893,616.36	5,000,000.00		106,383.64
1592. Bridges construction—municipal districts, improvement districts, counties .....	1,526,970.68	1,600,000.00		73,029.32
1594. Approach roads construction .....	596,897.45	700,000.00		103,102.55
1595. Roads to provincial parks .....	936,789.60	1,200,000.00		263,210.40
1596. Grants to cities for transportation facilities .....	7,725,274.08	11,000,000.00		3,274,725.92
	<u>\$ 79,143,572.90</u>	<u>\$ 86,207,010.00</u>		<u>\$ 7,063,437.10</u>
<b>PUBLIC DOMAIN:</b>				
1186. Farm consolidation .....	\$ 878,650.23	\$ 1,220,000.00		\$ 341,349.77
1193. Land manager .....	190,867.49	203,090.00		12,222.51
1483. Lesser Slave Lake projects .....	1,708,828.46	1,850,000.00		141,171.54
1882. Forest construction .....	977,205.27	987,260.00		10,054.73
1883. Capital land purchase .....	4,700.00	13,000.00		8,300.00
1885. Subdivision development and grazing reserve buildings ..	30,815.49	61,500.00		30,684.51
1886. Parks development .....	134,159.93	155,300.00		21,140.07
1888. Grazing leases, grazing reserves, forests, and fish and wildlife development .....	902,637.00	955,160.00		52,523.00
2783. Big Horn storage and power development .....	378,195.54	450,000.00		71,804.46
2882. Alberta Arts Foundation Act .....	50,000.00	50,000.00		
2987. Resource conservation and utilization .....	581,956.60	600,000.00		18,043.40
2991. Pollution control technical services .....	393,424.03	472,000.00		78,575.97
Special Warrants:				
Purchase of Menzies Fish Plant property, Edmonton ..	71,631.00		71,631.00	
Purchase of certain lands in Lac La Biche settlement ..	53,633.28		53,633.28	
Settlement of claim made by Ralph Fish Company .....	30,731.72		30,731.72	
	<u>\$ 6,387,436.04</u>	<u>\$ 7,017,310.00</u>		<u>\$ 629,873.96 (Net)</u>
<b>PUBLIC BUILDINGS AND EQUIPMENT:</b>				
1587. Weigh scales .....	\$ 485,828.38	\$ 500,000.00		\$ 14,171.62
1981. Equipment for data centre .....	337,353.40	342,930.00		5,576.60
2682. (part) Sites and construction .....	30,301,707.89	38,088,400.00		7,786,692.11
2683. Furnishings and equipment .....	4,645,322.93	4,500,000.00	145,322.93	
3082. Grants to universities .....	32,582,000.00	32,882,000.00		300,000.00
3083. Grants to colleges .....	7,300,000.00	7,300,000.00		
3084. Matching grants .....	1,075,814.00	2,500,000.00		1,424,186.00
	<u>\$ 76,728,026.60</u>	<u>\$ 86,113,330.00</u>		<u>\$ 9,385,303.40 (Net)</u>
<b>PUBLIC WORKS:</b>				
1586. Wayside campsites .....	\$ 49,501.53	\$ 50,000.00		\$ 498.47
2981. Water resources development .....	1,156,501.22	1,089,000.00	67,501.22	
2984. Technical services .....	3,136,196.88	3,232,090.00		95,893.12
	<u>\$ 4,342,199.63</u>	<u>\$ 4,371,090.00</u>		<u>\$ 28,890.37 (Net)</u>
<b>RECOVERABLE ADVANCES AND PAYMENTS UNDER GUARANTEES:</b>				
2682. (part) Parkland waterline .....	\$ 649,691.30	\$ 649,691.30		
Statutory:				
Agricultural Development Act .....	2,000,000.00	5,000,000.00		3,000,000.00
Alberta Government Telephones Commission .....	20,000,000.00		20,000,000.00	
Alberta Housing Act .....	10,000,000.00	13,660,000.00		3,660,000.00
Alberta Liquor Control Board .....	15,000,000.00		15,000,000.00	
Alberta Opportunity Fund .....	2,758,000.00	15,000,000.00		12,242,000.00
Alberta Resources Railway Corporation .....	109,241.11		109,241.11	
Implemented guarantees:				
Grain drying .....	2,814.86		2,814.86	
Interim assistance .....	143,437.11		143,437.11	
Mink farmers .....	33,104.11		33,104.11	
Native co-operatives .....	1,024,644.03		1,024,644.03	
Industrial Development Incentives Act .....	70,000.00		70,000.00	
Motor vehicle accident claims fund .....	600,000.00		600,000.00	
Municipal Land Loans Act .....	2,311,650.62	5,000,000.00		2,688,349.38
New Towns Act .....	220,155.71	1,000,000.00		779,844.29
Rural electrification .....	384,902.43		384,902.43	
Special Warrants:				
Advance to Wildlife Damage Fund .....	200,000.00		200,000.00	
Loans to intervenors appearing before the Public Utilities Board regarding a Calgary Power application to increase utility rates .....	351,500.00		351,500.00	
	<u>\$ 55,859,141.28</u>	<u>\$ 39,660,000.00</u>	<u>\$ 16,199,141.28</u>	<u>(Net)</u>

STATEMENT No. 7—Continued  
EXPENDITURE—CAPITAL ACCOUNT—Continued

Particulars	Actual	Estimates	In Excess of Estimates	Less than Estimates
RECOVERABLE ADVANCES AND PAYMENTS UNDER GUARANTEES—Continued:				
Statutory—Continued:				
WORKING ADVANCES:				
Cattle purchasing advance .....	\$ 90,418.90	\$ .....	\$ 90,418.90	\$ .....
Culture, Youth and Recreation advance .....	64,066.84	.....	64,066.84	.....
Highways and Transport stock advance .....	12,405,232.57	18,000,000.00	.....	5,594,767.43
Imprest advances .....	.....	25,000.00	.....	25,000.00
Public Works stock advance .....	2,426,939.41	1,500,000.00	926,939.41	.....
Queen's Printer's advance .....	4,574,582.87	800,000.00	3,774,582.87	.....
School book branch advance .....	3,356,142.23	4,000,000.00	.....	643,857.77
	\$ 22,917,382.82	\$ 24,325,000.00	.....	\$ 1,407,617.18 (Net)
PURCHASE OF INVESTMENTS .....	\$ 1,872,122.64	\$ 1,000,000.00	\$ 872,122.64	.....
MISCELLANEOUS:				
1181. Emergency capital account .....	\$ 434,666.63	\$ 30,000.00	\$ 404,666.63	\$ .....
2781. Previous years' refunds .....	21,047.94	35,000.00	.....	13,952.06
Special Warrant:				
Printing costs re "Birds of Alberta" books .....	20,212.50	.....	20,212.50	.....
	\$ 475,927.07	\$ 65,000.00	\$ 410,927.07 (Net)	.....

SUMMARY OF EXPENDITURE

INCOME ACCOUNT:				
Debt charges .....	\$ 22,822,121.05	\$ 24,840,020.00	\$ .....	\$ 2,017,898.95
Education .....	384,849,135.29	397,847,460.00	.....	12,998,324.71
Legislation .....	2,035,719.99	1,333,214.00	702,505.99	.....
General government .....	81,365,138.81	82,284,670.00	.....	919,531.19
Miscellaneous .....	43,418,765.75	47,135,860.00	.....	3,717,094.25
Administration of justice .....	28,409,269.68	30,260,906.00	.....	1,851,636.32
Agriculture .....	20,549,894.04	18,780,903.00	1,768,991.04	.....
Public domain, research and development .....	64,744,462.19	57,581,788.00	7,162,674.19	.....
Public welfare, institutions and charitable grants .....	457,555,833.09	467,088,863.00	.....	9,533,029.91
Highways, bridges and ferries .....	16,862,526.31	17,854,032.00	.....	991,505.69
Commissions and fines paid to municipalities and refunds .....	550,082.73	517,000.00	33,082.73	.....
TOTAL: Income Account .....	\$1,123,162,948.93	\$1,145,524,716.00	.....	\$22,361,767.07 (Net)
CAPITAL ACCOUNT:				
Highways and bridges .....	\$ 79,143,572.90	\$ 86,207,010.00	\$ .....	\$ 7,063,437.10
Public domain .....	6,387,436.04	7,017,310.00	.....	629,873.96
Public buildings and equipment .....	76,728,026.60	86,113,330.00	.....	9,385,303.40
Public works .....	4,342,199.63	4,371,090.00	.....	28,890.37
Recoverable advances and payments under guarantees .....	55,859,141.28	39,660,000.00	16,199,141.28	.....
Working advances .....	22,917,382.82	24,325,000.00	.....	1,407,617.18
Purchase of investments .....	1,872,122.64	1,000,000.00	872,122.64	.....
Miscellaneous .....	475,927.07	65,000.00	410,927.07	.....
TOTAL: Capital Account .....	\$247,725,808.98	\$248,758,740.00	.....	\$ 1,032,931.02 (Net)



GOVERNMENT OF THE PROVINCE OF ALBERTA  
EXPENDITURE CLASSIFIED BY CHARACTER AND DEPARTMENTS  
FOR THE YEAR ENDED MARCH 31, 1973

INCOME AND CAPITAL ACCOUNTS	Agriculture	Attorney General	Education	Executive Council	Highways and Transport	Industry and Commerce	Manpower and Labour	Lands and Forests	Legislation	Mines and Minerals	Municipal Affairs	Health Commissions	Health and Social Development	Public Works	Treasury	Culture, Youth and Recreation	The Environment	Advanced Education	Federal and Intergovernmental Affairs	Telephones and Utilities	Totals
Advances and loans repayable	\$	\$	\$	\$	\$	\$	\$	\$	\$	\$	\$	\$	\$	\$	\$3,359,466.34					\$351,500.00	\$53,710,966.34
Advances for working capital															22,826,963.92						22,826,963.92
Advertising	91,699.64	2,752.93	16,087.77	557,898.57	78,035.02	3,428.50	113,278.26	42,222.36	28,468.10	16,883.95	14,543.01	3,311.83	6,518.30	19,683.10	21,179.14		15,270.56	106,679.13		755.40	1,138,695.57
Automobiles, trucks and mobile equipment, purchase	66,277.50	29,855.44		43,091.45	8,998.59	11,086.66	236.85	251,343.64		3,635.65	3,044.87		21,397.24	461,120.56	4,500.00	685.37	94,760.74	8,261.62	6,776.99		1,015,073.17
Automobiles, trucks and mobile equipment, expenses	31,443.21	71,076.14	3,744.90	23,518.69	33,436.94	61,908.46	40,943.05	1,229,383.62			193.38		92,148.06	67,063.42	1,674.20	12,426.43	180,002.08	548,984.27			2,397,946.85
Buildings and sites					290.00			1,141.06	188,042.41					2,187,711.30							2,418,253.62
Rural expenses		3,374.20		1,042.50				1,000.00					149,520.24								154,936.94
Canada Pension Plan—employers' contribution			1,891,952.01	164.16				228.64													3,899,391.45
Compensation	7,011.60	108,174.40		128.75	558,087.74		350.00		635.49				19,543.88	2,983.32	1,111,469.82		60,099.78				1,868,484.78
Contracts and agreements	15,072.57	7,848,931.54	1,621.06	1,269,067.93	31,241,927.18	134,059.19	491,282.83	1,609,315.29		200,434.65	334.00	53,204.61	716,853.05	25,824,700.80	405,225.54	59,139.95	704,279.99	38,707.38			70,614,157.56
Equipment and right of way				16,587.50	2,597,142.02									35,890.00							2,661,837.62
Entertainment expenses	15,365.50	1,113.50	484.96	152,981.88	245.60	17,783.31	3,002.49	594.29	576.45	235.85	744.77	1,919.31	42,963.25	4,481.43	949.53	2,637.12	3,519.22	3,786.89		256.10	255,385.71
Fees and commissions	896,159.64	1,529,889.20	242,882.40	615,819.41	1,074,707.75	308,041.25	221,325.98	107,180.19	149,531.42	176,059.05	406,532.13	221,674.51	4,195,868.45	1,342,254.19	171,968.39	136,094.35	677,802.01	820,827.21	10,503.07	156,785.48	13,461,906.08
Freight, express and carriage	92,008.80	54,440.19	16,961.01	30,639.69	161,472.48	17,042.76	25,033.16	202,371.02	8,650.99	223.50	4,677.14	5,704.03	56,449.92	90,927.77	4,398.72	10,203.57	18,026.02	43,061.38	953.91	919.55	844,165.61
Furnishings, equipment and tools	229,421.40	108,173.90	41,541.63	84,436.67	348,394.08	205,300.32	30,087.63	382,615.27	369,619.80	12,349.52	7,873.05	20,174.58	303,417.11	4,363,506.04	15,596.60	20,506.96	298,978.22	38,381.10	5,261.89	903.11	6,886,538.88
Grants, prizes	7,824,714.76	1,346,389.41	235,233,581.88	1,426,665.31	13,025,704.58		2,101,041.85	59,291.80		103,600.00	74,386,533.69	18,211,610.78	77,028,282.92	4,109,706.24	2,399,264.50	3,526,644.49		146,627,808.08			588,247,774.58
Hospitalization		4,858.75			241.16							236,218,833.66	215,245.77								236,439,179.34
Implementation of guarantees																					2,050,127.89
Insurance	134,757.25	5,543.20	226.00	2,451.45	1,834.08	9,357.59		14,021.72	3,180.00			641.00	4,757.75	249,201.23	640.00	6,802.81	8,524.01	3,180.12			445,118.21
Interest	7,836.70			156.82				9,006.08						15,558.96							31,331,059.20
Land	954,805.77							4,700.00													1,539,558.71
Livestock, fur bearing animals, poultry, insects and fish	3,355.70							5,647.89					1,336.00								13,377.38
Maintenance in homes and schools			81,560.00	129,255.30			720,437.37	37,720.80					9,613,842.39			114,918.50		1,789,959.68			12,487,694.04
Materials and supplies, administrative	1,082,214.75	1,730,643.65	636,131.54	571,953.17	1,050,889.94	474,476.36	305,528.12	1,366,316.73	304,363.65	41,887.53	108,359.89	76,238.83	5,260,299.45	703,442.67	416,707.50	236,627.67	198,244.74	1,890,614.51	8,085.78	5,801.03	20,468,827.51
Materials and supplies, construction	36,434.33	24,346.42	1,056.64	211,040.38	15,540,086.64	47,722.83	368,619.60	684,549.82			180.41	333.63	144,683.49	2,134,927.57	111.94	25,847.77	89,847.63	436,076.68			19,845,865.78
Medical and hospital services													343,976.00								343,976.00
Members' sessional allowances									1,070,959.67												1,070,959.67
Miscellaneous expenses	4,220.34	1,516.30	1,520.38	1,968.15	2,585.20	986.90	2,958.70	2,972.85	294.97	545.57	682.06		4,789.81	1,063.00	917.84	32,255.79	1,004.50	4,485.97	130.61	57.31	64,956.25
Postages, etc.				15,229,009.59																	15,229,009.59
Purchase of debentures, stocks and shares, for special investment fund	112,078.26	164,619.71	131,605.12	88,813.74	347,964.44	34,296.95	64,259.78	65,570.58	13,298.50	22,183.15	27,603.29	9,570.29	171,622.03	13,341.23	77,748.74	35,067.82	17,573.09	80,066.44	610.83	435.91	1,478,329.90
Redemption of debt															1,872,122.64						1,872,122.64
Refunds and remissions															3,632,021.78						3,632,021.78
Rentals	94,204.41	465,516.68	149,448.46	373,703.44	12,142,981.57	105,865.31	654,036.30	4,006,426.93	317,648.42	42,864.46	40,998.86	35,975.17	232,556.44	4,641,196.21	21,375.99	49,378.48	317,218.42	559,985.77	9,848.42	3,010.73	17,419,619.64
Repair and maintenance of furnishings, equipment and tools	12,949.28	18,958.99	8,306.14	4,760.97	73,580.80	22,820.52	20,162.58	87,011.15				1,234.52	41,785.20	391,208.97		2,507.27	29,080.25	246,251.47			960,618.11
Repair and maintenance of office machines	20,256.95	66,179.11	19,963.90	8,564.46	23,814.31	10,116.98	14,711.71	31,082.16	125,560.42	5,991.64	6,026.62	1,687.11	39,302.99	6,177.03	3,701.40	6,064.30	6,526.21	45,372.64	486.80	314.86	441,901.60
Salaries	7,907,425.16	16,588,925.60	5,229,644.14	2,044,456.10	7,685,017.74	3,622,820.85	5,069,144.92	10,299,198.45	3,327,675.25	1,340,621.48	3,717,983.36	1,007,003.04	37,495,746.19	7,716,262.15	1,042,514.81	2,210,426.29	19,393,954.53	167,105.72	173,847.77		138,263,370.72
Special services				2,763,825.00							165,000.00					235,000.00					3,163,825.00
Taxes	3,401.70	680.00		358.32	1,618.53			83,097.28				524.84		82,747.32		2,101.61					174,529.60
Telephone and telegraph	142,117.08	134,410.07	29,627.94	92,916.78	183,966.35	57,838.59	50,851.55	611,130.48	43,213.96	19,868.87	31,298.67	14,300.96	178,052.40	1,769,245.58	8,091.06	56,346.40	55,004.92	95,644.89	13,689.71	6,941.21	3,594,557.48
Transportation		221,780.96	17,326.67				254.75					2,429.05	597,020.46					14,562.09			853,373.98
Travelling expenses of other than public servants	159,135.70	193,114.25	68,792.61	135,097.34	1,862.51	78,443.09	115,229.36	37,414.80	7,890.58	2,519.19	3,551.27	12,915.65	26,548.68	523.10	3,661.96	106,273.79	20,745.60	37,525.65	840.60	4,520.64	1,016,706.37
Travelling expenses of public servants	958,351.77	367,238.44	209,130.24	354,410.45	2,449,381.65	181,001.16	548,374.24	818,316.10	53,124.19	25,069.31	482,848.09	50,827.08	791,564.82	471,576.31	36,470.73	222,407.89	472,276.54	198,171.37	29,739.92	6,503.01	8,726,783.31
Tuition	9,734.45	2,507.50	11,705.07	2,682.65	4,268.80	302.36	915,647.04	2,628.22		150.00		251.75	171,188.78	14,111.79	951.60	168.00	2,715.24	902,124.96			1,945,366.71
Unemployment insurance—government portion				486.22											1,005,861.55						1,006,347.77
Utilities				2,690.07	166,349.51	3,001.19	8,365.28	241,192.31				692.08	7,394.56	5,517,330.85		176.54	5,660.16	9,454.76			5,962,307.31
Wages	899,815.81	91,066.07	163,083.74	457,235.81	12,546,899.58	81,820.70	4,537,734.26	4,525,225.47	202,507.80	9,755.52	56,099.60	9,618.06	1,492,174.82	12,265,107.58	49,976.40	364,054.15	2,358,294.67	2,292,285.10	2,173.90	998.60	42,405,927.64
TOTAL	\$ 21,812,270.03	\$ 31,186,076.55	\$ 244,207,986.21	\$ 26,787,103.03	\$ 101,450,283.42	\$ 5,563,903.88	\$ 16,425,038.73	\$ 27,005,818.35	\$ 6,027,199.66	\$ 2,038,462.98	\$ 79,474,336.66	\$ 255,964,676.37	\$ 143,312,850.45	\$ 74,503,049.72	\$ 5,617,132.98	\$ 7,251,040.55	\$ 9,438,376.73	\$ 181,849,605.86	\$ 259,995.04	\$ 713,550.71	\$ 1,370,888,757.91

## RECONCILIATION

Total disbursements as per Statement No. 320 ..... \$1,380,392,170.66  
Less: Decrease in accounts payable as per Statement No. 3 ..... 9,503,412.75

\$1,370,888,757.91



GOVERNMENT OF THE PROVINCE OF ALBERTA  
CONDENSED STATEMENT OF CASH RECEIPTS AND PAYMENTS  
ON GENERAL REVENUE FUND  
FOR THE YEAR ENDED MARCH 31, 1973

	Receipts	Payments
Cash in banks and treasury branches, April 1, 1972 .....	\$ 129,600,379.28	\$
<b>INCOME ACCOUNT:</b>		
Agriculture .....	2,753,957.26	20,449,753.47
Attorney General .....	14,122,849.78	30,606,772.90
Education .....	774,668.07	243,669,035.77
Executive Council .....	30,832,935.49	25,142,444.89
Highways and Transport .....	32,458,524.45	36,435,641.84
Industry and Commerce .....	899,867.55	5,517,480.85
Manpower and Labour .....	2,468,817.24	15,703,846.94
Land and Forests .....	15,303,095.24	25,006,006.19
Legislation .....	1,255,773.05	5,620,041.77
Mines and Minerals .....	334,260,111.66	2,026,408.98
Municipal Affairs .....	2,557,614.68	78,450,273.39
Health Commissions .....	102,518,451.43	255,919,704.37
Health and Social Development .....	59,865,977.99	143,005,428.81
Public Works .....	4,281,855.29	38,906,818.91
Treasury .....	560,774,422.96	55,833,216.40
Culture, Youth and Recreation .....	708,441.46	7,884,346.09
The Environment .....	590,502.70	4,124,959.68
Advanced Education .....	69,849,890.71	140,604,112.85
Federal and Intergovernmental Affairs .....		259,596.79
Telephones and Utilities .....	4,586.56	321,841.01
	1,236,282,343.57	1,135,487,731.90
<b>CAPITAL ACCOUNT:</b>		
Agriculture .....	\$ 1,874,776.78	\$ 1,438,747.09
Executive Council .....	5,178.22	1,982,409.40
Highways and Transport .....	259,147.94	73,990,522.02
Land and Forests .....	1,643,694.02	2,385,401.56
Legislation .....		234,358.59
Municipal Affairs .....	50,984.46	
Health Commissions .....	3,867,754.85	
Public Works .....	1,373,873.66	37,535,835.54
Treasury .....	163,328,750.07	80,066,911.42
Culture, Youth and Recreation .....		50,000.00
The Environment .....	15,874.68	5,910,939.14
Advanced Education .....		40,957,814.00
Telephones and Utilities .....		351,500.00
	172,420,034.68	244,904,438.76
Cash in banks and treasury branches, March 31, 1973 .....		157,910,586.87
	<u>\$1,538,302,757.53</u>	<u>\$1,538,302,757.53</u>

RECONCILIATION WITH STATEMENT No. 320

Payments as above:	\$1,135,487,731.90
Income Account .....	244,904,438.76
Capital Account .....	
Total disbursements as per Statement No. 320 .....	<u>\$1,380,392,170.66</u>

RECONCILIATION WITH STATEMENT No. 2

Cash in banks and treasury branches as above .....	\$ 157,910,586.87
Add:	
Revolving fund cash in bank at March 31, 1973 .....	\$ 1,224,490.17
Unearned revenue as per Schedule "I.8", Statement No. 2 .....	11,717,946.88
Suspense as per Schedule "I.9", Statement No. 2 .....	653,664.74
1972-73 cash not deposited to General Revenue at March 31, 1973 .....	412,246.27
Cash in bank at March 31, 1973, provincial judges court and remand centre account, Calgary (interest credited to account included in cash in banks and treasury branches amount above) .....	3,980,438.98
	17,988,787.04
General Revenue .....	\$ 175,899,373.91
Alberta Liquor Control Board .....	80,933.12
Statement No. 2, Schedule "I.1" income account .....	<u>\$ 175,980,307.03</u>



## GOVERNMENT OF THE PROVINCE OF ALBERTA

## STATEMENT OF SPECIAL WARRANTS OF HIS HONOUR THE LIEUTENANT GOVERNOR OF ALBERTA

ISSUED IN RESPECT TO THE PERIOD APRIL 1, 1972 TO MARCH 31, 1973

Date	No.	Particulars	Authorized	Expended		Total
				Income	Capital	
From April 1, 1972 confirmed by the passage of the Supplementary Estimates for the fiscal year 1972-73.						
AGRICULTURE:						
June 20, 1972	1	Emergency capital account	\$ 100,000.00	\$	100,000.00	\$ 100,000.00
Sept. 26, 1972	24	Emergency capital account	315,000.00		313,000.00	313,000.00
Dec. 6, 1972	34	Surface rights	59,500.00	23,915.95		23,915.95
Dec. 20, 1972	41	Field crops	3,000,000.00	2,949,492.65		2,949,492.65
Jan. 9, 1973	45	Alberta horticultural research centre	36,000.00	11,111.65		11,111.65
ATTORNEY GENERAL:						
Aug. 15, 1972	9	General administration	38,630.00	5,528.30		5,528.30
Sept. 5, 1972	14	Official court reporters	52,570.00	36,085.18		36,085.18
Oct. 24, 1972	30	Minister's office	4,500.00	3,999.69		3,999.69
EXECUTIVE COUNCIL:						
June 28, 1972	2	Grants to flood victims	20,000.00	20,000.00		20,000.00
July 25, 1972	5	Public Service Management Pension Act	500,000.00	194,535.18		194,535.18
Sept. 26, 1972	25	Grants to flood victims	105,000.00	57,676.41		57,676.41
Dec. 6, 1972	36	Human Resources Research Council	128,700.00	87,164.37		87,164.37
Feb. 7, 1973	58	Energy Resources Conservation Board	41,415.13			
Feb. 7, 1973	60	Public Service Pension Act	880,000.00	63,215.83		63,215.83
Feb. 7, 1973	61	Local Authorities Pension Act	610,000.00	12,822.16		12,822.16
Feb. 13, 1973	66	Centennial of the R.C.M.P.	65,000.00	43,557.02		43,557.02
INDUSTRY AND COMMERCE:						
Dec. 20, 1972	40	Mission and marketing research	140,000.00	56,322.80		56,322.80
MANPOWER AND LABOUR:						
Dec. 6, 1972	32	Funds for winter employment	11,000,000.00	6,333,739.40		6,333,739.40
Dec. 6, 1972	33	Human Rights Commission	13,000.00	13,000.00		13,000.00
Dec. 20, 1972	37	Civil service nurse	4,600.00	2,763.19		2,763.19
Feb. 13, 1973	67	Minister's Office	10,170.00	3,000.00		3,000.00
Feb. 13, 1973	67	General administration	20,000.00	10,290.79		10,290.79
Feb. 13, 1973	67	Amusement branch	13,400.00	11,331.63		11,331.63
Feb. 13, 1973	67	Fire prevention branch	41,000.00	36,498.20		36,498.20



## LANDS AND FORESTS:

June 28, 1972	3	Purchase of Menzies Fish Plant property, Edmonton	71,631.00	71,631.00
Aug. 1, 1972	6	Fire suppression	1,000,000.00	1,000,000.00
Aug. 15, 1972	6	Forestry maintenance	113,975.31	113,975.31
Aug. 29, 1972	12	Fire suppression	500,000.00	500,000.00
Aug. 30, 1972	13	Purchase of certain lands in Lac La Biche settlement	53,633.28	53,633.28
Sept. 13, 1972	15	Fire suppression	500,000.00	396,002.30
Oct. 18, 1972	27	Fish and wildlife	15,000.00	15,000.00
Oct. 18, 1972	28	Fish and wildlife	10,000.00	10,000.00
Jan. 9, 1973	46	Settlement of claim made by Ralph Fish Company	30,731.72	30,731.72
Jan. 9, 1973	47	Wildlife damage control	16,000.00	8,125.41
Jan. 9, 1973	48	Lands branch	800.00	800.00

## LEGISLATION:

Aug. 29, 1972	11	Hansard	80,000.00	80,000.00
Sept. 19, 1972	17	Sessional	374,500.00	374,500.00
Sept. 19, 1972	17	Leader of the Opposition	4,200.00	4,200.00
Sept. 19, 1972	17	Office of Mr. Speaker	4,350.00	4,350.00
Sept. 19, 1972	18	General administration	80,424.00	80,424.00
Dec. 20, 1972	38	Sessional	63,102.00	62,033.84
Dec. 20, 1972	38	Leader of the Opposition	7,075.00	5,850.85
Dec. 20, 1972	38	Office of Mr. Speaker	3,375.00	3,374.98
Jan. 30, 1973	57	Hansard	29,000.00	13,677.61
Feb. 7, 1973	62	General administration	89,430.00	81,110.49

## MINES AND MINERALS:

Feb. 7, 1973	59	Resources evaluation studies and reports	85,000.00	84,210.06
Feb. 13, 1973	65	Energy Resources Conservation Board	190,000.00	190,000.00

## MUNICIPAL AFFAIRS:

Feb. 13, 1973	68	Alberta Housing Act	1,300,000.00	1,198,793.46
---------------	----	---------------------	--------------	--------------

## HEALTH COMMISSIONS:

Sept. 26, 1972	22	Hospitalization benefits plan	25,000.00	25,000.00
Sept. 26, 1972	23	Hospitalization benefits plan	20,000.00	20,000.00
June 5, 1972	42	Hospitalization benefits plan	131,620.00	131,620.00
Jan. 9, 1973	43	Alberta Alcoholism and Drug Abuse Commission	75,000.00	26,529.19
Jan. 30, 1973	54	Hospitalization benefits plan	50,000.00	50,000.00

## HEALTH AND SOCIAL DEVELOPMENT:

Sept. 26, 1972	20	Personnel and manpower	15,000.00	9,597.84
Sept. 26, 1972	21	Preventive health administration	10,500.00	10,500.00
Oct. 24, 1973	29	Medicine Hat community resource centre	63,000.00	63,000.00
Jan. 9, 1973	44	Community residential care unit for emotionally disturbed and retarded children	30,000.00	26,682.00
Jan. 15, 1973	49	Preventive health services	81,550.00	12,828.02
Feb. 13, 1973	64	Public assistance, agency grants	250,000.00	250,000.00

## STATEMENT No. 10—Continued

	Date	No.	Particulars	Expended			
				Authorized	Income	Capital	Total
PUBLIC WORKS:							
	Sept. 26, 1972	19	Maintenance and operation of physical plant .....	22,500.00	22,500.00	.....	22,500.00
	Sept. 26, 1972	19	Government leased premises .....	75,356.00	.....	.....	.....
			Sites and Construction:				
	July 19, 1972	4	Poultry farm, Oliver .....	40,000.00	.....	33,544.95	33,544.95
	Sept. 26, 1972	19	Furnishings and equipment:				
			Various locations, mental health programs .....	68,882.00	.....	67,120.00	67,120.00
TREASURY:							
	Aug. 15, 1972	7	Surveys and commissions .....	125,000.00	98,043.96	.....	98,043.96
	Oct. 24, 1972	31	Printing costs re "Birds of Alberta" books .....	20,212.50	.....	20,212.50	20,212.50
	Dec. 20, 1972	39	Estate Tax Rebate Act .....	4,000,000.00	2,288,089.47	.....	2,288,089.47
	Jan. 15, 1973	50	Advance to Wildlife Damage Fund .....	200,000.00	.....	200,000.00	200,000.00
CULTURE, YOUTH AND RECREATION:							
	Dec. 6, 1972	35	Cultural development branch, arts .....	70,000.00	30,267.54	.....	30,267.54
	Jan. 23, 1973	53	Recreation branch .....	1,520,000.00	1,520,000.00	.....	1,520,000.00
	Feb. 7, 1973	63	Recreation branch .....	10,000.00	10,000.00	.....	10,000.00
THE ENVIRONMENT:							
	Sept. 13, 1972	16	Namao water line .....	25,000.00	25,000.00	.....	25,000.00
	Jan. 15, 1973	52	Environment Conservation Authority .....	39,000.00	37,828.64	.....	37,828.64
ADVANCED EDUCATION:							
	Jan. 30, 1973	55	Universities .....	1,020,000.00	1,020,000.00	.....	1,020,000.00
	Jan. 30, 1973	56	Private colleges .....	200,000.00	118,009.50	.....	118,009.50
TELEPHONES AND UTILITIES:							
	Sept. 26, 1973	26	Minister's office .....	150,000.00	144,438.78	.....	144,438.78
	Jan. 15, 1973	51	Loans to intervenors appearing before the Public Utilities Board regarding a Calgary Power application to increase utility rates .....	700,000.00	.....	351,500.00	351,500.00
				<u>\$30,889,357.63 \$20,116,113.65 \$ 1,241,373.45 \$21,357,487.10</u>			

Certified correct,

DOUGLAS W. ROGERS, C.A.  
Deputy Provincial Auditor.

STATEMENT No. 11

## GOVERNMENT OF THE PROVINCE OF ALBERTA

ANALYSIS OF TRAVELLING EXPENSES OF PUBLIC SERVANTS BY DEPARTMENTS\*  
FOR THE YEAR ENDED MARCH 31, 1973

Department	Subsistence		Transportation				Other Auto Expenses		Miscellaneous	Total
	No. Days	Amount	Railroad	Air	Bus and Taxi	Mileage	Amount	Expenses		
Agriculture	10,831	\$ 265,143.86	\$ 248.70	\$ 98,101.57	\$ 15,034.56	3,545,705	\$ 453,105.60	\$ 2,124.20	\$ 1,456.10	\$ 835,214.59
Attorney General	2,686	120,557.39	241.65	33,297.91	4,411.75	1,565,867	207,737.54	1,885.71	390.60	368,522.55
Education	3,395	70,786.32	96.10	39,971.25	6,970.49	684,583	97,046.71	1,149.19	447.26	216,467.52
Executive Council	3,481	69,504.04	71.70	26,047.00	6,725.16	385,305	51,277.03	22,256.04	376.10	176,707.07
Highways and Transport	25,464	412,988.27	19.75	17,302.24	2,105.38	2,609,904	385,258.70	327.40	394.13	818,395.87
Industry and Commerce	4,640	92,095.03	104.75	41,799.02	6,591.75	183,370	25,801.88	1,566.56	635.63	168,594.62
Manpower and Labour	7,756	139,488.37	190.55	26,850.20	4,547.79	1,668,197	219,201.62	2,684.03	136.55	393,119.71
Lands and Forests	10,243	308,282.59	327.65	60,553.96	8,493.15	1,687,259	227,821.06	77,456.80	2,260.50	685,195.71
Legislation	547	8,490.80	180.80	3,028.00	348.65	53,739	7,359.87	15.85	71.25	19,495.22
Mines and Minerals	217	4,998.40	16.10	3,080.00	499.55	142,411	15,395.71	85.65	307.30	24,382.71
Municipal Affairs	15,608	259,439.53	42.80	5,848.00	2,623.99	1,575,856	207,162.84	1,060.91	137.42	476,315.49
Health Commissions	729	18,020.72	16.80	16,087.19	3,385.38	153,432	21,986.91	629.52	50.28	60,146.80
Health and Social Development	6,224	148,658.15	340.92	55,987.82	9,190.87	3,934,244	521,786.42	9,689.36	726.53	746,380.07
Public Works	8,178	145,248.34	29.50	27,339.35	4,840.50	1,108,557	144,086.49	14,418.93	580.07	336,543.18
Treasury	776	18,346.52	646.00	9,699.05	996.05	90,163	15,975.40	430.82	126.90	46,220.74
Culture, Youth and Recreation	3,057	65,476.44	79.75	27,207.51	7,037.21	623,175	81,317.77	3,866.85	22.91	185,008.44
The Environment	6,366	125,288.56	46.55	39,538.59	6,278.82	1,186,628	144,534.27	626.35	89.00	316,401.94
Advanced Education	2,918	66,692.19	233.25	39,492.17	7,620.46	297,608	47,795.90	2,795.89	90.00	164,718.86
Federal and Intergovernmental Affairs	112	5,907.41	.....	18,405.00	2,045.79	4,566	834.40	276.94	.....	27,470.54
Telephones and Utilities	149	2,914.25	.....	401.00	65.30	22,037	2,892.12	47.25	.....	6,319.92
	113,377	\$2,348,327.78	\$ 2,933.32	\$590,006.83	\$ 99,812.60	21,521,606	\$2,878,828.24	\$143,394.25	\$ 8,318.53	\$6,071,621.55

\*Includes only those members of the staff who are paid on a salary basis.

## GOVERNMENT OF THE PROVINCE OF ALBERTA

## SUMMARY OF TRANSACTIONS RELATING TO NET FUNDED DEBT

FOR THE YEAR ENDED MARCH 31, 1973

Gross funded debt, March 31, 1972 .....		\$207,442,668.29
Deduct: Redemptions:		
Debentures due June 1, 1972 .....	\$ 5,000.00	
Treasury bills due July 1, 1972 .....	492,021.78	
Debentures due March 1, 1973 .....	235,000.00	
		<u>732,021.78</u>
		\$206,710,646.51
Add: New issues:		
7.45% debentures due July 4, 1992 .....	\$ 9,107,000.00	
7.49% debentures due Aug. 1, 1992 .....	7,520,000.00	
7.50% debentures due Sept. 1, 1992 .....	8,402,000.00	
7.49% debentures due Oct. 2, 1992 .....	5,724,000.00	
7.51% debentures due Nov. 1, 1992 .....	5,947,000.00	
7.38% debentures due Dec. 1, 1992 .....	5,484,000.00	
		<u>42,184,000.00</u>
Gross funded debt March 31, 1973 .....		\$248,894,646.51
Deduct: Sinking fund .....		4,515,921.71
Net funded debt March 31, 1973 .....		<u>\$244,378,724.80</u>

STATEMENT No. 13

## GOVERNMENT OF THE PROVINCE OF ALBERTA

## STATEMENT OF FUNDED DEBT AS AT MARCH 31, 1973

Date of Issue	Date of Maturity	Amount Outstanding	Original Interest Rate	Reduced Interest Rate (a)	Currency in which payable (at holder option)	Call Feature	
Debentures:							
May 1, 1930	May 1, 1960	\$ 700.00 (b)	4½ %	2¼ %	C. or U.S.	Non-callable	
June 1, 1927	June 1, 1967	2,000.00 (b)	4½	2¼	C. or U.S.	"	
June 1, 1945	June 1, 1973	9,000.00	3½	.....	C. or U.S.	Callable	
"	June 1, 1974	3,000.00	"	.....	C. or U.S.	"	
"	June 1, 1974	14,000.00	"	.....	C., U.S. or S.	"	
"	June 1, 1975	46,500.00	"	.....	C., U.S. or S.	"	
"	June 1, 1976	17,700.00	"	.....	C., U.S. or S.	"	
June 15, 1971	June 15, 1976	25,000,000.00	6⅞	.....	C.	Non-callable	
June 1, 1945	June 1, 1977	6,600.00	3½	.....	C. or U.S.	Callable	
"	June 1, 1977	13,000.00	"	.....	C., U.S. or S.	"	
"	June 1, 1978	5,400.00	"	.....	C. or U.S.	"	
"	June 1, 1980	4,000.00	"	.....	C. or U.S.	"	
April 15, 1970	April 15, 1990	35,000,000.00	8⅞	.....	C.	"	
Nov. 16, 1970	Nov. 16, 1990	35,000,000.00	8¾	.....	C.	"	
June 15, 1971	June 15, 1991	25,000,000.00	8½	.....	C.	"	
Oct. 15, 1971	Oct. 15, 1991	50,000,000.00	7⅞	.....	C.	"	
Mar. 31, 1972	Mar. 31, 1992	4,000,000.00 (c)	6.90	.....	C.	"	
July 4, 1972	July 4, 1992	9,107,000.00 (d)	7.45	.....	C.	"	
Aug. 1, 1972	Aug. 1, 1992	7,520,000.00 (d)	7.49	.....	C.	"	
Sept. 1, 1972	Sept. 1, 1992	8,402,000.00 (d)	7.50	.....	C.	"	
Oct. 2, 1972	Oct. 2, 1992	5,724,000.00 (d)	7.49	.....	C.	"	
Nov. 1, 1972	Nov. 1, 1992	5,947,000.00 (d)	7.51	.....	C.	"	
Dec. 1, 1972	Dec. 1, 1992	5,484,000.00 (d)	7.38	.....	C.	"	
Mar. 1, 1969	Mar. 1, 1994	30,000,000.00	7½	.....	U.S.	"	
		<u>\$246,305,900.00</u>					
Treasury Bills:							
July 1, 1947	July 1, 1973-77	\$ 882,916.75	Non-interest bearing	.....	C.	} Single denomina- tion maturing annually. Held by the Govern- ment of Canada.	
July 1, 1947	July 1, 1973-77	1,705,829.76	2%	.....	C.		
		<u>\$ 2,588,746.51</u>					
		<u>2,588,746.51</u>					
Gross funded debt March 31, 1973 .....		\$248,894,646.51					
Less: Sinking Fund .....		4,515,921.71					
Net funded debt March 31, 1973 .....		<u>\$244,378,724.80</u>					

(a) Reduced interest rates tendered by the Province.

(b) Unmatured debentures not surrendered for exchange under the provisions of the 1945 debt reorganization program.

(c) Federal-Provincial Special Development Loans Program debenture.

(d) Canada Pension Plan debentures.

Abbreviations: C.—Canada; U.S.—United States of America; S.—Great Britain.



## STATEMENT No. 14

GOVERNMENT OF THE PROVINCE OF ALBERTA  
SPECIAL INVESTMENT FUND  
STATEMENT OF TRANSACTIONS  
FOR THE YEAR ENDED MARCH 31, 1973

Securities	On hand, March 31, 1972		Purchases		Sales and Redemptions		Amortiz- ing Discount	On hand, March 31, 1973		Earnings
	Par Value	Amortized Cost	Par Value	Cost	Par Value	Amortized Cost		Par Value	Amortized Cost	
Government of Canada, direct and guaranteed	\$ 52,062,000.00	\$ 51,995,750.14	\$ .....	\$ .....	\$ 25,955,000.00	\$ 25,942,584.25	\$ 5,717.16	\$ 26,107,000.00	\$ 26,098,883.05	\$ 344,455.16
Provincial, direct and guaranteed	45,202,700.00	45,164,150.45	1,915,000.00	1,847,459.00	3,273,000.00	3,227,836.49	5,501.53	43,844,700.00	43,789,274.49	2,293,989.72
Municipal	* 19,112,985.37	19,106,477.27	.....	.....	1,847,226.96	1,847,226.95	1,171.54	17,265,461.42	17,260,469.86	963,599.20
Municipal hospital districts	1,204,358.06	1,202,764.71	.....	.....	1,847,706.73	1,847,706.73	465.56	1,019,831.33	1,018,523.54	45,330.54
School districts and divisions	* 17,798,572.00	17,724,001.46	.....	.....	2,484,920.00	2,484,920.00	5,899.05	15,274,052.00	15,244,980.51	737,013.29
Term deposits	.....	.....	18,877,000.00	18,877,000.00	.....	.....	.....	.....	.....	14,964.26
Accrued interest purchased	.....	.....	.....	24,663.64	.....	14,910.21	.....	.....	9,753.43	.....
1973 Totals	\$135,340,795.43	\$135,193,144.03	\$ 20,792,000.00	\$ 20,749,122.64	\$ 52,621,851.68	\$ 52,579,182.63	\$ 18,800.84	\$103,510,943.75	\$103,381,884.88	\$ 4,398,372.17
1972 Totals	\$151,574,383.64	\$151,226,692.48	\$ 3,078,684.12	\$ 3,012,118.28	\$ 19,312,272.33	\$ 19,086,872.55	\$ 41,205.82	\$135,340,795.43	\$135,193,144.03	\$ 7,746,661.19

\* Securities having a par value of \$378,562.00 were reclassified as to issuing authority.

The accompanying notes are part of this financial statement.

## AUDITOR'S REPORT

Edmonton, Alberta, May 11, 1973

I have examined the Statement of Transactions of the Special Investment Fund for the year ended March 31, 1973. My examination included a general review of the accounting procedures and such tests of accounting records and other supporting evidence as I considered necessary in the circumstances.

In my opinion, this financial statement presents fairly a summary of the financial transactions of the Fund for the year ended March 31, 1973, and correctly states the securities on hand at March 31, 1973, in accordance with generally accepted accounting principles applied on a basis consistent with that of the preceding year.

DOUGLAS W. ROGERS, C.A.  
Deputy Provincial Auditor.



GOVERNMENT OF THE PROVINCE OF ALBERTA  
SPECIAL INVESTMENT FUND  
NOTES TO THE STATEMENT OF TRANSACTIONS

MARCH 31, 1973

Note 1 Earnings of the Fund on an accrual basis are shown hereunder:

	1973	1972
Net revenue from interest received, plus amortization of premium and discount .....	\$ 6,453,296.26	\$ 7,701,247.51
Add: Profit or (loss) on sale of securities .....	(2,054,924.09)	45,413.68
	<u>\$ 4,398,372.17</u>	<u>\$ 7,746,661.19</u>
Add: Interest and amortization accrued at end of year .....	1,823,814.23	2,434,963.61
	<u>\$ 6,222,186.40</u>	<u>\$ 10,181,624.80</u>
Less: Interest and amortization accrued at beginning of year .....	2,434,963.61	2,932,851.19
	<u>\$ 3,787,222.79</u>	<u>\$ 7,248,773.61</u>

Note 2 Approximate market value of securities:

Government of Canada, direct and guaranteed .....	\$ 21,266,000.00	\$ 44,565,000.00
Provincial, direct and guaranteed .....	38,936,000.00	39,404,000.00
Municipal .....	13,467,000.00	14,018,000.00
Municipal hospital districts .....	810,000.00	925,000.00
School districts and divisions .....	11,365,000.00	13,259,000.00
	<u>\$ 85,844,000.00</u>	<u>\$ 112,171,000.00</u>

Market values of non-traded securities, excluding Alberta Municipal Financing Corporation demand debentures which were included at a par value of \$15,000,000.00, (1972—\$17,000,000.00), were calculated using a yield rate of 8.75%.

GOVERNMENT OF THE PROVINCE OF ALBERTA  
DETAILS OF INDIRECT LIABILITIES  
AS AT MARCH 31, 1973  
(In Dollars)

Particulars	As at March 31,		Increase or *decrease
	1973	1972	
Guaranteed debentures:			
Alberta Municipal Financing Corporation .....	\$1,006,636,000	\$ 961,681,000	\$ 44,955,000
Alberta Government Telephones Commission .....	470,885,000	446,705,000	24,180,000
Alberta Resources Railway Corporation .....	95,000,000	95,000,000	.....
Alberta Housing Corporation .....	10,604,735	13,041,307	2,436,572*
University of Calgary .....	750,000	750,000	.....
The Colleges Act .....	406,476	420,595	14,119*
The Alberta Hospitals Act .....	244,000	267,000	23,000*
Alberta Universities Commission .....	.....	45,000,000	45,000,000*
	<u>\$1,584,526,211</u>	<u>\$1,562,864,902</u>	<u>\$ 21,661,309</u>
Less: Sinking fund assets, cash and investments:			
Alberta Municipal Financing Corporation .....	\$ 107,959,708	\$ 86,283,869	\$ 21,675,839
Alberta Government Telephones Commission .....	36,634,882	30,613,771	6,021,111
University of Calgary .....	393,657	364,293	29,364
Alberta Universities Commission .....	.....	3,542,066	3,542,066*
	<u>\$ 144,988,247</u>	<u>\$ 120,803,999</u>	<u>\$ 24,184,248</u>
Sub-total .....	<u>\$1,439,537,964</u>	<u>\$1,442,060,903</u>	<u>\$ 2,522,939*</u>
Guaranteed bank and treasury branch loans:			
The Students' Loan Guarantee Act .....	\$ 21,317,480	\$ 15,913,196	\$ 5,404,284
Alberta Livestock loans .....	7,408,949	8,592,257	1,183,308*
Alberta Housing Corporation .....	6,000,000	.....	6,000,000
The Agricultural Societies Act .....	5,012,811	1,125,929	3,886,882
The Government Emergency Guarantee Act .....	4,000,000	6,245,750	2,245,750*
Co-operative marketing associations .....	3,819,865	3,117,841	702,024
The Native Co-operative Guarantee Act .....	3,497,799	4,023,905	526,106*
Feeder associations .....	3,430,221	2,666,529	763,692
Alberta potatoe loans .....	1,528,299	.....	1,528,299
The Irrigation Districts Act .....	389,281	131,152	258,129
Interim assistance loans to farmers .....	291,821	585,028	293,207*
Saddle Lake Development Centennial loan .....	274,200	244,000	30,200
Alberta Egg and Fowl Marketing Board loan .....	212,750	.....	212,750
Land development loans .....	151,884	106,248	45,636
Interim assistance loans to milk farmers .....	136,219	276,351	140,132*
Alberta dairy development loans .....	120,445	.....	120,445
Vegetable co-operatives loans .....	113,750	.....	113,750
The Farm Home Improvement Act .....	16,114	13,895	2,219
Alberta grain drying loans .....	15,355	24,283	8,928*
Agricultural relief advances .....	.....	62,061	62,061*
Rural electrification .....	.....	73	73*
Sub-total .....	<u>\$ 57,737,243</u>	<u>\$ 43,128,498</u>	<u>\$ 14,608,745</u>
Other guarantees:			
Mortgage loans:			
University of Alberta .....	\$ 3,142,797	\$ 3,178,019	\$ 35,222*
University of Calgary .....	2,971,330	3,008,471	37,141*
Alberta Housing Corporation .....	1,738,256	1,798,061	59,805*
Advances:			
Alberta Housing Corporation .....	4,743,616	3,658,100	1,085,516
Sub-total .....	<u>\$ 12,595,999</u>	<u>\$ 11,642,651</u>	<u>\$ 953,348</u>
Grand total .....	<u>†\$1,509,871,206</u>	<u>\$1,496,832,052</u>	<u>\$ 13,039,154</u>

†This amount excludes:

- (a) Guaranteed interest under The School Borrowing Assistance Act and The School Buildings Assistance Act on principal borrowings aggregating \$2,390,325.00.
- (b) Any liability under The Public Service Pension Act, The Local Authorities Pension Act, The M.L.A. Pension Act and The Public Service Management Pension Act.
- (c) Any liability under The Teachers' Retirement Fund Act.
- (d) Any liability under The Alberta Investment Fund Act.
- (e) Any liability under agreements between the Province and the Canada Deposit Insurance Corporation.
- (f) Any liability under The Workmen's Compensation Act.
- (g) Any undertaking by the Government of Alberta for the benefit of the policyholders of Rocky Mountain Life Insurance Company.
- (h) Any liability under Section 66.1 of The Universities Act (matching grants).
- (i) Any liability pursuant to Section 16(2) of The Agricultural Development Act for guarantees made by the Alberta Agricultural Development Corporation under Section 16(1) of the Act.
- (j) Any liability with respect to the costs of pollution control equipment pursuant to Order-in-Council 2373/70.
- (k) Any liability under The Treasury Branch Deposits Guarantee Act.
- (l) Any liability under The Public Trustee Act.

GOVERNMENT OF THE PROVINCE OF ALBERTA  
STATEMENT OF SURPLUS OR DEFICIT ON GENERAL REVENUE  
INCOME ACCOUNT  
FOR THE YEARS 1905 TO 1972-73, INCLUSIVE

	Particulars	Revenue	Expenditure	Surplus or *Deficit
1905	Year ended Dec. 31. Per Order-in-Council 966/11	\$	\$	\$
1906	"	635,975.57	150,021.10	485,954.47
1907	"	1,425,059.01	1,279,041.44	146,017.57
1908	"	1,847,452.61	1,839,064.04	8,388.57
1909	"	2,755,900.41	2,079,708.20	676,192.21
1910	"	2,511,851.46	2,632,935.53	121,084.07*
1911	"	2,071,773.94	3,696,826.86	1,625,052.92*
1912	Per Public Accounts	2,802,325.79	3,037,618.45	235,292.66*
1913	"	3,419,381.52	3,353,258.48	66,123.04
1914	"	4,519,345.19	4,409,795.18	109,550.01
1915	"	4,350,836.79	4,446,160.31	95,323.52*
1916	"	4,144,040.18	4,742,374.81	598,334.63*
1917	"	4,228,974.28	5,006,993.08	778,018.80*
1918	"	5,069,303.73	5,712,643.03	643,339.30*
1919	"	6,283,336.15	7,132,119.21	848,783.06*
1920	"	8,004,476.10	7,905,330.47	99,145.63
1921	"	9,005,862.21	8,544,052.16	461,810.05
1922	"	8,486,946.25	10,605,155.91	2,118,209.66*
1923	"	9,324,889.73	11,235,192.22	1,910,302.49*
1924	"	10,419,146.26	10,990,830.00	571,683.74*
1925	"	10,506,627.13	11,127,468.55	620,841.42*
1926	"	11,531,025.99	11,343,006.45	188,019.54
1927	"	11,912,128.27	11,894,327.74	17,800.53
1928	Three months to March 31	12,263,400.64	12,479,380.97	215,980.33*
1929	Year ended March 31	3,886,495.04	3,390,751.58	495,743.46
1930	"	15,265,083.77	13,686,260.68	1,578,823.09
1931	"	15,829,865.22	15,402,884.57	426,980.65
1932	"	15,710,962.44	18,017,543.54	2,306,581.10*
1933	"	13,492,430.28	18,645,481.20	5,153,050.92*
1934	"	15,426,264.94	17,533,785.97	2,107,521.03*
1935	"	15,178,607.44	17,056,638.86	1,878,031.42*
1936	"	15,697,770.48	17,435,821.37	1,738,050.89*
1937	"	16,575,151.62	18,225,949.86	1,650,798.24*
1938	"	20,743,045.72	20,665,192.83	77,852.89
1939	"	24,127,805.54	21,359,739.46	2,768,066.08
1940	"	24,269,817.40	21,242,625.48	3,027,191.92
1941	"	24,410,039.54	21,922,189.04	2,487,850.50
1942	"	24,921,669.29	20,570,675.91	4,350,993.38
1943	"	27,213,546.34	19,965,125.48	7,248,420.86
1944	"	27,961,197.97	21,588,134.34	6,373,063.63
1945	"	29,786,033.38	23,095,501.98	6,690,531.40
1946	"	31,848,484.17	25,962,684.07	5,885,800.10
1947	"	40,915,956.30	29,268,547.92	11,647,408.38
1948	"	42,588,038.42	31,939,342.48	10,648,695.94
1949	"	57,209,572.31	40,020,848.24	17,188,724.07
1950	"	70,445,624.43	45,495,101.78	24,950,522.65
1951	"	99,553,102.08	53,009,207.90	46,543,894.18
1952	"	118,186,426.54	61,838,557.03	56,347,869.51
1953	"	120,824,763.27	73,220,037.04	47,604,726.23
1954	"	154,743,686.25	77,234,729.83	77,508,956.42
1955	"	197,043,199.67	92,029,484.90	105,013,714.77
1956	"	191,185,145.69	109,223,931.05	81,961,214.64
1957	"	241,608,105.21	132,028,520.66	109,579,584.55
1958	"	261,668,943.09	141,593,596.87	120,075,346.22
1959	"	267,432,602.85	173,325,452.05	94,107,150.80
1960	"	275,549,000.25	205,934,736.88	69,614,263.37
1961	"	334,816,388.97	228,156,831.69	106,659,557.28
1962	"	307,854,591.68	253,966,311.16	53,888,280.52
1963	"	339,495,071.75	281,165,374.79	58,329,696.96
1964	"	381,069,587.99	316,015,383.46	65,054,204.53
1965	"	422,031,161.66	331,601,810.74	90,429,350.92
1966	"	491,140,070.20	359,282,029.46	131,858,040.74
1967	"	575,695,196.21	415,490,012.73	160,205,183.48
1968	"	609,177,487.76	539,554,343.83	69,623,143.93
1969	"	684,513,625.06	635,121,746.64	49,391,878.42
1970	"	828,402,039.45	723,114,231.58	105,287,807.87
1971	"	908,895,353.25	813,706,601.32	95,188,751.93
1972	"	958,051,194.28	929,113,774.91	28,937,419.37
1973	"	1,068,905,805.88	1,044,628,526.09	24,277,279.79
	1945 Debt Reorganization Program	1,236,282,343.57	1,123,162,948.93	113,119,394.64
	1950 Debt Refunding	15,481,661.19	29,927,073.16	14,445,411.97*
		2,604,879.29	1,108,952.66	1,495,926.63
		<u>\$11,803,234,954.34</u>	<u>\$9,772,688,338.19</u>	<u>\$2,030,546,616.15</u>

STATEMENT No. 17

## GOVERNMENT OF THE PROVINCE OF ALBERTA

## STATEMENT OF FUNDED DEBT

SHOWING YEAR OF ISSUE, AMOUNT ISSUED, YIELD RATE, AMOUNT REDEEMED AND  
AMOUNT OUTSTANDING AS AT MARCH 31, 1973

Year of Issue	Amount Issued	Yield Rate	Amount Redeemed	Amount Outstanding as at March 31, 1973
Year ended December 31:				
1909 .....	\$ 2,000,200.00	4.175%	\$ 2,000,200.00	\$ .....
1912 .....	4,866,666.66	4.375	4,866,666.66	.....
1913 .....	8,466,666.66	5.01	8,466,666.66	.....
1914 .....	7,477,200.00	5.26	7,477,200.00	.....
1915 .....	4,117,833.34	5.96	4,117,833.34	.....
1916 .....	2,071,633.34	5.57	2,071,633.34	.....
1917 .....	1,595,000.00	6.87	1,595,000.00	.....
1918 .....	905,000.00	6.55	905,000.00	.....
1919 .....	3,135,000.00	5.86	3,135,000.00	.....
1920 .....	7,354,700.00	5.88	7,354,700.00	.....
1921 .....	17,961,730.68	6.20	17,961,730.68	.....
1922 .....	15,695,800.00	5.50	15,695,800.00	.....
1923 .....	19,300,000.00	5.71	19,300,000.00	.....
1924 .....	7,250,000.00	5.39	7,250,000.00	.....
1925 .....	7,370,000.00	5.01	7,370,000.00	.....
1926 .....	11,046,000.00	4.97	11,046,000.00	.....
15 months ended March 31:				
1928 .....	9,689,500.00	4.75	9,687,500.00	2,000.00
Year ended March 31:				
1929 .....	9,490,000.00	4.975	9,490,000.00	.....
1930 .....	6,000,000.00	5.11	6,000,000.00	.....
*1930 .....	7,400,000.00	5.00	7,400,000.00	.....
1931 .....	4,000,000.00	4.92	3,999,300.00	700.00
1932 .....	25,242,000.00	5.098	25,242,000.00	.....
1933 .....	4,866,666.66	6.76	4,866,666.66	.....
1934 .....	2,218,000.00	5.585	2,218,000.00	.....
1935 .....	4,632,000.00	4.72	4,632,000.00	.....
1936 .....	750,000.00	4.50	750,000.00	.....
1946 .....	29,565,000.00	3.398	29,565,000.00	.....
†1946 .....	79,887,002.37	3.50	79,767,802.37	119,200.00
1948 .....	2,500,000.00	2.705	2,500,000.00	.....
1950 .....	60,700,000.00	2.908	60,700,000.00	.....
1951-1968 .....	.....	.....	.....	.....
1969 .....	11,500,000.00	7.50	.....	11,500,000.00
1970 .....	18,500,000.00	7.50	.....	18,500,000.00
1971 .....	35,000,000.00	8.93	.....	35,000,000.00
1971 .....	35,000,000.00	8.86	.....	35,000,000.00
1972 .....	25,000,000.00	6.875	.....	25,000,000.00
1972 .....	25,000,000.00	8.125	.....	25,000,000.00
1972 .....	50,000,000.00	7.975	.....	50,000,000.00
1972 .....	4,000,000.00	6.9	.....	4,000,000.00
1973 .....	9,107,000.00	7.45	.....	9,107,000.00
1973 .....	7,520,000.00	7.49	.....	7,520,000.00
1973 .....	8,402,000.00	7.50	.....	8,402,000.00
1973 .....	5,724,000.00	7.49	.....	5,724,000.00
1973 .....	5,947,000.00	7.51	.....	5,947,000.00
1973 .....	5,484,000.00	7.38	.....	5,484,000.00
	\$613,737,599.71		\$367,431,699.71	.....
Debtures and stock outstanding .....				\$246,305,900.00
Add: Treasury bills outstanding .....				2,588,746.51
Funded debt, March 31, 1973 .....				\$248,894,646.51

\*Alberta and Great Waterways Railway bonds included as a direct liability under provision of Chapter 55, 1929.

†Exchange debentures issued under 1945 debt reorganization program.

Certified correct,  
DOUGLAS W. ROGERS, C.A.  
Deputy Provincial Auditor.

STATEMENT No. 18

GOVERNMENT OF THE PROVINCE OF ALBERTA  
COMPARATIVE STATEMENT OF NET FUNDED DEBT, UNFUNDED DEBT  
AND INDIRECT LIABILITIES

Year ended March 31	Population	Net Funded Debt, Unfunded Debt and Indirect Liabilities						Per Capita					
		Net Funded	Unfunded Debt	Indirect Liabilities	Net Funded Debt and Indirect Liabilities	Unfunded Debt	Indirect Liabilities	Net Funded Debt	Unfunded Debt	Indirect Liabilities	Net Funded Debt and Indirect Liabilities	Unfunded Debt	Indirect Liabilities
		\$	\$	\$	\$	\$	\$	\$	\$	\$	\$	\$	\$
†1951	* 939,501	100,566,538.50	16,130,643.76	116,727,182.26	4,120,943.21	120,848,125.47	107.07	17.17	124.24	4.39	128.53	179.32	199.32
†1961	**1,313,000	24,171,583.66	15,729,172.74	39,900,756.40	221,800,630.16	261,701,386.56	18.41	11.93	126.93	168.93	199.32	199.32	199.32
†1964	**1,427,000	17,728,065.37	18,454,955.67	36,183,021.04	390,198,776.85	428,381,797.89	10.92	12.55	126.93	168.93	199.32	199.32	199.32
†1965	**1,448,000	15,792,099.01	18,465,278.57	34,257,377.58	527,664,539.08	580,898,937.32	10.70	12.75	126.93	168.93	199.32	199.32	199.32
†1966	**1,459,000	14,155,402.60	28,761,992.66	42,917,395.26	663,277,255.59	711,119,791.55	8.50	23.76	32.26	44.72	479.51	479.51	479.51
†1967	**1,483,000	12,608,108.32	59,669,645.77	70,692,754.09	846,079,775.07	916,772,526.16	7.23	39.28	46.51	55.63	603.14	603.14	603.14
†1968	**1,529,000	20,606,143.09	88,922,596.03	108,628,439.12	1,001,970,461.81	1,110,598,900.93	13.27	56.68	69.95	84.51	715.13	715.13	715.13
†1969	**1,593,000	37,320,712.84	89,735,006.17	127,055,719.01	1,151,352,004.94	1,278,407,723.95	23.43	56.33	79.76	96.39	802.52	802.52	802.52
†1970	**1,628,000	105,344,621.61	86,657,742.79	192,002,364.40	1,329,080,576.60	1,521,082,941.00	64.71	53.23	117.94	816.39	934.33	934.33	934.33
†1971	**1,650,000	206,008,539.76	108,810,122.39	314,818,662.15	1,452,412,730.36	1,767,231,392.51	124.85	65.95	190.80	880.25	1,071.92	1,071.92	1,071.92
†1972	**1,678,000	244,378,724.80	122,119,661.56	366,498,386.36	1,509,871,206.00	1,876,369,592.36	145.64	72.78	218.42	899.80	1,118.22	1,118.22	1,118.22

\* Population, Census of Canada.

\*\* Population, estimated by Statistics Canada.

† Comparative figures have been adjusted to include current liabilities on income account.

‡ Comparative figures have been restated to include the net funded debt of the Alberta Universities Commission and the balance outstanding on debentures issued by the Alberta Housing Corporation in respect of student residences at the Agricultural and Vocational Colleges at Fairview and Olds as unfunded debt whereas previously these amounts were included in indirect liabilities.

Edmonton, Alberta, August 28, 1973

The above information has been assembled, under my direction, from the Public Accounts of the Province, and, in my opinion, correctly sets forth the net funded debt, the unfunded debt and indirect liabilities at the dates stated.

DOUGLAS W. ROGERS, C.A.  
Deputy Provincial Auditor.



## COMPARATIVE STATEMENTS

## GOVERNMENT OF THE PROVINCE OF ALBERTA

## COMPARATIVE STATEMENT OF REVENUE

## INCOME ACCOUNT

FOR THE YEARS ENDED MARCH 31, 1951, 1961, 1971, 1972 AND 1973

Particulars	For the years ended March 31					Per Capita				
	1951	1961	1971	1972	1973	1951	1961	1971	1972	1973
Subsidies	\$ 2,063,375	\$ 2,357,775	\$ 3,007,975	\$ 3,007,975	\$ 3,137,373	\$ 2.20	\$ 1.80	\$ 1.85	\$ 1.82	\$ 1.87
Canada-Alberta tax agreement	17,342,934	57,146,296	246,832,346	268,690,602	†330,583,340	18.46	43.53	151.62	162.83	197.01
Taxes	15,168,939	32,278,422	105,517,501	112,415,112	†134,702,727	16.15	24.58	64.81	68.13	80.27
Licenses	7,062,192	13,947,520	27,250,134	29,782,702	33,332,082	7.52	10.62	16.74	18.05	19.86
Fees	51,716,641	117,438,688	261,373,148	299,809,026	361,602,989	55.04	89.44	160.55	181.70	215.50
Fines and penalties	312,855	1,536,296	3,613,477	3,674,681	4,486,256	.33	1.17	2.22	2.23	2.67
Profits from trading activities	12,097,527	21,183,736	56,935,141	63,939,774	77,572,502	12.88	16.13	34.97	38.75	46.23
Miscellaneous	137,798	263,986	661,605	689,896	1,465,990	.15	.20	.41	.41	.87
Refunds of expenditure	9,396,955	40,566,294	206,722,515	239,050,611	239,703,320	10.00	30.90	126.97	144.87	142.85
From revenue-producing assets	2,887,211	18,282,045	26,293,173	23,392,786	19,273,727	3.07	13.92	16.15	14.17	11.49
Pension acts	.....	2,853,533	19,844,179	24,452,641	30,422,038	.....	2.18	12.19	14.81	18.14
Total revenue, income account	\$118,186,427	\$307,854,591	\$ 958,051,194	\$1,068,905,806	\$1,236,282,344	\$125.80	\$234.47	\$588.48	\$647.77	\$736.76
Population	*939,501	**1,313,000	**1,628,000	**1,650,000	**1,678,000					

†For purposes of comparison with previous years, taxes amounting to \$329,669,840.22 under the Alberta Income Tax Act, and collections amounting to \$913,500.00 under Federal-Provincial Fiscal Arrangements have been combined and shown as Canada-Alberta tax agreement revenue.

\*Population, Census of Canada.

\*\*Population, estimated by Statistics Canada.

Edmonton, Alberta, August 24, 1973

The above comparative statement has been prepared, under my direction, from the Public Accounts of the Province, and, in my opinion, correctly sets forth revenue on income account for the years stated.

DOUGLAS W. ROGERS, C.A.

Deputy Provincial Auditor.

GOVERNMENT OF THE PROVINCE OF ALBERTA  
COMPARATIVE STATEMENT OF EXPENDITURE  
INCOME ACCOUNT

FOR THE YEARS ENDED MARCH 31, 1951, 1961, 1971, 1972 AND 1973

Particulars	For the years ended March 31					Per Capita				
	1951	1961	1971	1972	1973	1951	1961	1971	1972	1973
Debt charges	\$ 4,356,605	\$ 3,771,284	\$ 8,834,500	\$ 16,741,046	\$ 22,822,121	\$ 4.64	\$ 2.87	\$ 5.43	\$ 10.14	\$ 13.60
Education	14,762,364	69,991,197	325,921,955	357,916,582	384,849,135	15.70	53.31	200.20	216.91	229.35
Legislation	273,189	489,065	969,603	1,741,269	2,035,720	.29	.37	.60	1.05	1.21
General government	5,350,409	17,079,776	60,793,205	65,226,145	81,365,139	5.69	13.01	37.34	39.53	48.49
Miscellaneous	81,170	191,509	30,091,978	40,379,708	43,418,766	.09	.15	18.48	24.47	25.88
Administration of justice	1,377,479	7,254,388	23,432,293	26,065,571	28,409,270	1.47	5.53	14.39	15.79	16.93
Agriculture	1,603,577	5,606,208	18,378,763	14,343,351	20,549,894	1.71	4.27	11.29	8.69	12.25
Public domain, research and development	2,761,935	13,121,899	39,040,120	53,932,702	64,744,462	2.94	9.99	23.98	32.68	38.58
Public welfare, institutions and charitable grants	24,335,372	109,354,023	377,413,319	417,143,472	457,555,833	25.90	83.28	231.83	252.81	272.68
Highways, bridges and ferries	6,751,686	26,809,892	43,840,949	50,707,034	16,862,526	7.19	20.42	26.93	30.73	10.05
Commissions and fines paid to municipalities and refunds	184,771	297,070	397,090	431,646	550,083	.20	.23	.24	.26	.33
Total expenditure, income account	\$ 61,838,557	\$ 253,966,311	\$ 929,113,775	\$ 1,044,628,526	\$ 1,123,162,949	\$ 65.82	\$ 193.43	\$ 570.71	\$ 633.06	\$ 669.35
Surplus, income account	\$ 56,347,870	\$ 53,888,281	\$ 28,937,419	\$ 24,277,280	\$ 113,119,394	\$ 59.98	\$ 41.04	\$ 17.77	\$ 14.71	\$ 67.41
Population	*939,501	**1,313,000	**1,628,000	**1,650,000	**1,678,000					

\*Population, Census of Canada.

\*\*Population, estimated by Statistics Canada.

Edmonton, Alberta, August 24, 1973

The above comparative statement has been prepared, under my direction, from the Public Accounts of the Province, and, in my opinion, correctly sets forth expenditure on income account for the years stated.

DOUGLAS W. ROGERS, C.A.

Deputy Provincial Auditor.



GOVERNMENT OF THE PROVINCE OF ALBERTA  
AGRICULTURE DEPARTMENT  
STATEMENT OF LEGISLATIVE AND EXECUTIVE APPROPRIATIONS, EXPENDITURES AND UNEXPENDED BALANCES  
FOR THE YEAR ENDED MARCH 31, 1973

Payments for the year ended March 31, 1973	No. of Apprn.	Service	APPROPRIATIONS					Over- expended	Remarks	
			Legislative	Executive	Total	Expended	Unexpended			
			\$	\$	\$	\$	\$			
INCOME ACCOUNT										
\$			\$	\$	\$	\$	\$	\$		
39,927.45	1101.	Minister's Office	43,205.00		43,205.00	40,494.92	2,710.08			
382,741.53	1102.	General Administration	401,520.00		401,520.00	396,409.63	5,110.37			
265,095.29	1103.	Agriculture Research	275,000.00		275,000.00	257,391.70	17,608.30			
650,839.94	1104.	Miscellaneous Grants	643,750.00		643,750.00	645,150.00	1,400.00		O/C 362/73	
380,775.29	1105.	Communications	473,900.00		473,900.00	425,187.44	48,712.56			
114,259.38	1106.	Systems Design and Data Analysis	118,650.00		118,650.00	115,439.82	3,210.18			
8,317.87	1107.	Planning Secretariat	138,310.00		138,310.00	84,695.78	53,614.22			
5,317.04	1110.	Extension and Colleges Administration	1,039,100.00		1,039,100.00	1,033,228.03	5,871.97			
1,039,235.47	1111.	Irrigation Secretariat	363,030.00		363,030.00	377,741.65	14,711.65		O/C 410/73	
400,467.69	1112.	Conservation and Development	57,290.00		57,290.00	63,279.85	5,989.85		O/C 410/73	
82,472.63	1113.	Technical Resources								
5,890.55	1114.	Women's Extension								
1,317,000.00	1120.	Plant Industry—Administration	71,240.00		71,240.00	70,226.80	1,013.20			
3,368,341.53	1121.	Crop Insurance	1,500,000.00		1,500,000.00	1,317,000.00	183,000.00			
340,246.09	1122.	Field Crops	3,472,570.00		3,472,570.00	3,389,080.35	83,489.65		S.W. 41/72-73	
328,972.38	1123.	Weed Control and Field Services	217,470.00		217,470.00	208,739.42	8,730.58			
422,500.00	1124.	Pest Control	301,860.00		301,860.00	316,860.00				
431,021.71	1125.	Alberta Horticulture Research Centre	458,500.00		458,500.00	409,498.64	49,001.36			
239,240.01	1126.	Horticulture and Tree Nursery	418,210.00		418,210.00	427,110.94			O/C 410/73	
1,053,397.45	1127.	Soils	1,124,230.00		1,124,230.00	1,070,836.56	53,393.44		O/C 410/73	
429,332.14	1130.	Animal Industry (Livestock)	1,465,580.00		1,465,580.00	431,484.95	34,095.05		O/C 410/73	
74,263.61	1132.	Dairy	244,420.00		244,420.00	218,048.83	26,371.17			
553,814.21	1133.	Poultry	29,580.00		29,580.00	24,258.71	5,321.29			
496,366.92	1134.	Veterinary Services—General	563,560.00		563,560.00	563,329.66	230.34			
18,779.65	1141.	Veterinary Field Services	562,500.00		562,500.00	447,444.17	115,055.83			
121,436.87	1142.	Fur Farm Services	20,050.00		20,050.00	18,629.57	1,420.43			
121,058.05	1143.	Analytical Services	124,590.00		124,590.00	122,264.61	2,325.39			
654,318.56	1150.	Marketing—Administration	139,370.00		139,370.00	118,316.91	21,053.09			
272,507.95	1151.	Marketing Intelligence	713,800.00		713,800.00	713,800.00				
148,655.32	1152.	Commodity Support	280,660.00		280,660.00	280,660.00				
393,685.29	1153.	Milk Control	160,370.00		160,370.00	154,003.18	4,366.82			
210,524.75	1154.	New Foods and Quality Controls	440,050.00		440,050.00	422,056.51	17,993.49			
140,493.80	1155.	Domestic Marketing	302,630.00		302,630.00	213,525.54	89,104.46			
306,038.18	1156.	Export Trade Commissioners	290,210.00		290,210.00	175,422.97	114,787.03			
396,066.04	1160.	Extension—Administration	351,290.00		351,290.00	324,189.42	27,100.58			
314,625.09	1161.	Lethbridge Region	378,535.00		378,535.00	399,049.73				
488.55	1162.	Calgary Region	303,025.00		303,025.00	311,677.40				
413,000.44	1164.	Irrigation Secretariat and Agreements	332,835.00		332,835.00	353,832.91				
646,261.75	1165.	Red Deer Region	409,505.00		409,505.00	418,498.02	20,997.91		O/C 410/73	
361,076.31	1166.	Vermilion Region	359,995.00		359,995.00	362,984.54	8,993.02		O/C 410/73	
353,550.64	1167.	Edmonton Region	338,645.00		338,645.00	354,389.17	2,989.54		O/C 410/73	
125,473.06	1168.	Fairview Region	139,070.00		139,070.00		6,208.99			
32,349.10	1169.	Rural Development	43,170.00		43,170.00	133,861.01	15,744.17		O/C 410/73	
						33,274.19	9,895.81			







GOVERNMENT OF THE PROVINCE OF ALBERTA  
AGRICULTURE DEPARTMENT  
EXPENDITURE CLASSIFIED BY APPROPRIATIONS AND CHARACTER  
FOR THE YEAR ENDED MARCH 31, 1973  
INCOME ACCOUNT

Service	1101 Minister's Office	1102 General Administration	1103 Agricultural Research	1104 Miscellaneous Grants	1105 Communications	1106 Systems Design and Data Analysis	1107 Planning Secretariat	1111 Irrigation Secretariat	1112 Conservation and Development	1113 Technical Resources	1120 Plant Industry - Administration	1121 Crop Insurance	1122 Field Crops	1123 Weed Control and Field Services	1124 Pest Control	1125 Alberta Horticultural Research Centre	1126 Horticulture and Tree Nursery	1127 Soils	1130 Animal Industry (Livestock)	1132 Dairy	1133 Poultry	1134 Exhibits	1140 Veterinary Services - General	1141 Veterinary Field Services
Advertising	\$	\$	\$	\$	\$ 44,319.30	\$	\$	\$	\$	\$	\$	\$	\$	\$	\$ 386.60	\$	\$	\$	\$ 269.86	\$	\$ 152.15	\$	\$	\$
Automobiles, trucks and mobile equipment, purchase		3,102.51												237.20	6,024.17	20,482.99	33,091.33	3,233.60						105.70
Automobiles, trucks and mobile equipment, expenses		3,452.29							3,590.68				706.10	1,152.95	2,005.01	8,144.43	5,362.66	1,185.61			704.82		1,435.65	922.44
Compensation														250.00										1,617.60
Contracts and agreements			484.50											4,720.90								130.72		761.10
Entertainment expenses	798.45	864.10									102.60		104.39			167.18	193.40							
Fees and commissions	460.00	45,528.72	17,955.72		3,082.99	11,359.42	979.65	535.00	108.25			17,000.00	356.50	851.75	743.13	1,653.59	809.55	5,475.00	128,732.36	203.00	499.02	728.75	6,811.45	266,524.17
Freight, express and cartage		282.30			6,075.90	119.40	2,082.76		2,203.52				872.04	1,899.04	1,224.83	379.26	3,876.47	607.71	4,869.99	3,319.54	513.10	5,588.14	8,318.33	529.05
Furnishings, equipment and tools	844.34	2,451.73			10,384.16	364.00	3,613.48		5,773.62		1,198.10		13,630.35	811.60	750.20	6,376.08	4,014.71	1,073.49	7,939.18	1,307.99	411.32		5,707.15	1,472.34
Grants, prizes		758.75	231,283.00	645,150.00				1,000,000.00				1,300,000.00	3,109,592.65	21,046.42	23,125.11		4,952.50	22,200.00		101.63				5,341.70
Insurance														263.25			249.49							
Interest																								
Livestock, fur bearing animals, poultry, insects and fish																					1,573.00		1,150.70	632.00
Materials and supplies, administrative	905.50	7,329.53			126,111.62	3,155.56	1,197.84	153.60	13,045.64		5,013.14		7,324.14	73,227.67	15,382.77	21,327.15	29,060.13	17,668.85	55,018.01	9,217.62	13,677.84	5,573.33	43,587.94	6,032.59
Materials and supplies, construction		112.74			112.74				1,855.75					199.41	823.11	9,053.11	6,689.88	857.69	773.17				611.07	2,034.24
Miscellaneous expenses	163.00	44.51	145.96		66.73	124.84	9.75	33.04	2.25		154.60		193.32	169.26	25.45	91.90	20.00	14.78	10.00	267.03	87.87	115.84	13.21	149.54
Postage		1,753.82			14,330.17		700.00	700.00	572.00		3,322.89		3,436.82		1,106.25	1,039.51	1,115.15	3,573.75	6,657.19	3,177.81	2,667.21		5,008.54	1,613.54
Rentals		1,851.75			19,325.02	15,480.76			3,195.39		860.45		890.50	130.75	2,043.78	1,667.62	669.25	1,843.25	7,533.80				2,700.71	1,633.03
Repair and maintenance of furnishings, equipment and tools					2,148.38				1,345.26						210.66	1,480.35	1,414.39	1,159.97	1,198.11				994.16	
Repair and maintenance of office machines	139.95	860.34			2,516.25	254.17	177.72		321.44		362.11		283.43	111.98	175.50	557.27	123.87	491.35	1,040.05	848.28	250.81		1,043.31	
Salaries	31,350.51	288,958.04			176,991.02	78,409.16	63,841.49	24,792.55	238,415.42	46,253.00	47,916.88		202,224.24	80,712.52	167,583.55	204,811.65	123,394.44	209,104.01	698,588.47	341,854.03	163,620.93		451,221.64	95,382.37
Taxes																923.39								
Telephone and telegraph	3,013.07	4,235.65			2,484.99		429.11	505.76	2,596.05		7,180.33		3,701.34		2,254.01	6,243.70	1,826.87	812.68	9,092.26	3,008.07	1,105.06	197.79	7,519.44	
Travelling expenses of other than public servants		10,591.93			110.00	394.50	374.47	487.03					824.30		157.22		2,161.38		37,453.30		150.00	7,163.89	876.60	16,035.75
Travelling expenses of public servants	2,820.10	19,271.54	3,424.67		11,284.41	672.50	9,238.64	2,236.08	29,207.33	6,998.06	2,262.55		29,984.91	15,567.37	32,021.99	15,211.77	8,461.19	6,862.71	78,176.59	63,824.77	23,102.72	4,222.75	15,101.16	22,999.93
Union		450.00							1,015.00		1,600.00								1,600.00		136.08			
Wages		4,622.12	4,097.85		5,843.76	5,105.51	2,050.87	3,784.97	74,494.05	10,028.79	253.15		14,953.32	7,637.35	60,566.66	109,887.69	199,624.28	6,824.19	9,566.67	4,355.18	9,396.90		11,228.60	23,657.08
<b>TOTAL: Income Account</b>	<b>\$ 40,494.92</b>	<b>\$ 396,409.63</b>	<b>\$ 257,391.70</b>	<b>\$ 645,150.00</b>	<b>\$ 425,187.44</b>	<b>\$ 115,439.82</b>	<b>\$ 84,695.78</b>	<b>\$ 1,033,228.03</b>	<b>\$ 377,741.65</b>	<b>\$ 63,279.85</b>	<b>\$ 70,226.80</b>	<b>\$ 1,317,000.00</b>	<b>\$ 3,389,080.35</b>	<b>\$ 208,739.42</b>	<b>\$ 316,860.00</b>	<b>\$ 409,498.64</b>	<b>\$ 427,110.94</b>	<b>\$ 260,788.64</b>	<b>\$ 1,070,836.56</b>	<b>\$ 431,484.95</b>	<b>\$ 218,048.83</b>	<b>\$ 24,258.71</b>	<b>\$ 563,329.66</b>	<b>\$ 447,444.17</b>

Continued on page 89



## STATEMENT No. 22--Continued

Service	1142 Fur Farm Services	1143 Analytical Services	1150 Marketing-- Administration	1151 Marketing Intelligence	1152 Commodity Support	1153 Milk Control	1154 New Foods and Quality Controls	1155 Domestic Marketing	1156 Export Trade Commissioners	1160 Extension-- Administration	1161 Lethbridge Region	1162 Calgary Region	1164 Red Deer Region	1165 Vermilion Region	1166 Edmonton Region	1167 Fairview Region	1168 Consumer Advisory Services	1169 Rural Development	1170 Family Farm Development-- Administration	1171 Rural Credit	1172 Farm Consolidation	1173 Co-operative Activities and Credit Union Branch	1174 Municipal Relations	1175 Agricultural Engineering	1176 Surface Rights	Totals	
Advertising .....	\$	\$	\$	\$ 4,562.00	\$ 4,193.04	\$ 6,054.10	\$	\$ 14,037.11	\$ 9,818.12	\$ 259.59	\$ 895.30	\$ 502.91	\$ 1,327.48	\$ 1,032.63	\$ 517.60	\$	\$ 1,553.20	\$	\$ 1,542.65	\$	\$	\$	\$ 276.00	\$	\$	91,699.64	
Automobiles, trucks and mobile equipment, purchase .....																										66,277.50	
Automobiles, trucks and mobile equipment, expenses .....			118.37				453.68	785.13										938.34						484.05		31,443.21	
Compensation .....								1,110.30																		7,011.60	
Contracts and agreements .....					1,899.54		144.45	351.41	3,690.87	157.89		104.60	102.37					188.00						495.00	5,144.00	14,361.77	
Entertainment expenses .....								6,232.55																		15,365.50	
Fees and commissions .....		132.75						7,494.75	16,595.66	12,621.92	958.40	339.08	443.00		594.68	902.85		9,510.00	3,013.00	31,729.96	38,112.50		8,696.38	13,090.63	1,597.50	893,894.39	
Freight, express and cartage .....			148.59	98,547.38	71,354.70	23,659.57	3,675.51	11,530.00	3,924.33	2,492.05	1,862.42	1,328.09	636.31	480.64	115.40	2,981.55	2,176.14		1,148.80	2,641.75		981.26	8,696.38	5,107.48	2,817.41	91,843.68	
Furnishings, equipment and tools .....			939.03	5,712.21	3,118.84	2,218.71	24,283.47	1,190.75	10,453.80	1,718.81	10,967.75	3,656.82	4,392.11	3,979.35	5,094.16	9,863.63	1,755.86			7,056.98		4,617.95	500.81	7,060.89	1,165.78	178,871.55	
Grants, prizes .....			32,200.00	28,000.00	40,350.00		56,356.60	101,610.00	6,597.00	21,343.73							53,265.00			1,150.00	7,800.00		1,069,953.75			7,824,714.76	
Insurance .....										873.64										132,414.53						133,800.91	
Interest .....																				7,836.70							
Livestock, fur bearing animals, poultry, insects and fish .....																										3,355.70	
Materials and supplies, administrative .....	116.39	14,362.69	4,218.60	29,705.16	2,670.77	5,772.71	27,490.28	18,585.37	18,498.94	10,839.37	8,295.24	4,330.15	3,481.85	4,285.19	3,181.72	3,599.14	5,537.61	501.97	1,045.61	5,563.14	254.87	6,402.90	3,950.53	5,993.99	5,455.91	648,150.57	
Materials and supplies, construction .....		2,140.23					7,857.79	527.78	312.31											1,276.64				3,491.37			33,616.29
Miscellaneous expenses .....	94.30	94.95	55.43	139.42		7.25	71.40	183.26	73.73	64.35	118.13	30.00	110.44	85.63	166.18	102.70	100.90	48.43	203.59	46.25		51.93	52.95	189.78	25.00	4,077.25	
Postage .....	105.00	735.07																									
Postage .....																											
Postage .....																											
Postage .....																											
Postage .....																											
Postage .....																											
Postage .....																											
Postage .....																											
Postage .....																											
Postage .....																											
Postage .....																											
Postage .....																											
Postage .....																											
Postage .....																											
Postage .....																											
Postage .....																											
Postage .....																											
Postage .....																											
Postage .....																											
Postage .....																											
Postage .....																											
Postage .....																											
Postage .....																											
Postage .....																											
Postage .....																											
Postage .....																											
Postage .....																											
Postage .....																											
Postage .....																											
Postage .....																											
Postage .....																											
Postage .....																											
Postage .....																											
Postage .....																											
Postage .....																											
Postage .....																											
Postage .....																											
Postage .....																											
Postage .....																											
Postage .....																											
Postage .....																											
Postage .....																											
Postage .....																											
Postage .....																											
Postage .....																											
Postage .....																											
Postage .....																											
Postage .....																											
Postage .....																											
Postage .....																											
Postage .....																											
Postage .....											</																





STATEMENT No. 22—Continued  
CAPITAL ACCOUNT

Service	1181 Emergency Capital Account	1186 Farm Consolidation	1193 Land Manager	Totals
Contracts and agreements .....	\$ .....	\$ .....	\$ 710.80	\$ 710.80
Fees and commissions .....	.....	.....	2,265.25	2,265.25
Freight, express and cartage .....	165.12	.....	.....	165.12
Furnishings, equipment and tools .....	.....	.....	50,549.85	50,549.85
Insurance .....	956.34	.....	.....	956.34
Land .....	.....	876,500.84	78,304.93	954,805.77
Materials and supplies, administrative .....	433,545.17	.....	519.01	434,064.18
Materials and supplies, construction .....	.....	.....	2,818.04	2,818.04
Miscellaneous expenses .....	.....	.....	143.09	143.09
Postage .....	.....	.....	161.00	161.00
Rentals .....	.....	.....	668.99	668.99
Repair and maintenance of office machines .....	.....	.....	527.37	527.37
Salaries .....	.....	.....	39,132.00	39,132.00
Taxes .....	.....	2,149.39	328.92	2,478.31
Telephone and telegraph .....	.....	.....	432.51	432.51
Travelling expenses of public servants .....	.....	.....	7,877.48	7,877.48
Wages .....	.....	.....	6,428.25	6,428.25
<b>TOTAL: Capital Account .....</b>	<b>\$ 434,666.63</b>	<b>\$ 878,650.23</b>	<b>\$ 190,867.49</b>	<b>\$ 1,504,184.35</b>

## GOVERNMENT OF THE PROVINCE OF ALBERTA

## AGRICULTURE DEPARTMENT

## CASH COLLECTED ON INCOME AND CAPITAL ACCOUNTS

FOR THE YEAR ENDED MARCH 31, 1973

## INCOME ACCOUNT

	Actual	Estimates	In Excess of Estimates	Less than Estimates
Alberta horticultural research centre .....	\$ 4,250.78	\$ 8,000.00	\$ .....	\$ 3,749.22
Alberta Livestock and Livestock Products Act:				
Livestock dealers' licenses .....	9,490.00	8,500.00	990.00	.....
Poultry licenses .....	1,281.00	1,100.00	181.00	.....
Stockyards' licenses .....	216.00	250.00	.....	34.00
Analytical services .....	7,816.50	4,000.00	3,816.50	.....
Artificial insemination fees .....	1,792.00	1,500.00	292.00	.....
Bacteriological services .....	2,300.00	2,580.00	.....	280.00
Brands Act:				
Brand books .....	71.00	400.00	.....	329.00
Brand fees .....	37,113.00	27,000.00	10,113.00	.....
Centralized milk testing .....	1,680.00	.....	1,680.00	.....
Co-operative activities and credit union branch .....	37,716.27	34,000.00	3,716.27	.....
Cow testing fees .....	21,972.03	20,000.00	1,972.03	.....
Dairymen's Act:				
Cream graders' and testers' licenses .....	671.00	720.00	.....	49.00
Cream grading service charge .....	10,018.14	25,160.00	.....	15,141.86
Creamery licenses .....	420.00	425.00	.....	5.00
Farm Implement Act:				
Dealers' licenses .....	9,330.00	7,500.00	1,830.00	.....
Farm management fees .....	10,802.40	22,500.00	.....	11,697.60
Frozen Food Act .....	1,885.00	1,930.00	.....	45.00
Fur Farms Act .....	1,371.00	1,500.00	.....	129.00
Government of Canada:				
Agricultural rehabilitation and development .....	91,814.97	110,680.00	.....	18,865.03
Crop insurance .....	1,271,548.40	1,250,000.00	21,548.40	.....
Farm labour supervision .....	51,206.91	73,220.00	.....	22,013.09
Sheep policy .....	1,103.82	3,000.00	.....	1,896.18
Interest on advances under the Farm Purchase Credit Act .....	314,157.25	1,092,000.00	.....	777,842.75
Livestock Diseases Act:				
Beef health fees .....	.....	800.00	.....	800.00
Livestock medicine .....	6,520.00	6,800.00	.....	280.00
Slaughterhouse licenses .....	.....	30.00	.....	30.00
Meat inspection licenses .....	50.00	.....	50.00	.....
Milk Control Act:				
Dairy licenses .....	960.00	925.00	35.00	.....
Reimbursement—milk control trust .....	115,967.19	139,360.00	.....	23,392.81
Miscellaneous .....	6,958.34	1,000.00	5,958.34	.....
Names of Homes Act .....	174.00	200.00	.....	26.00
Poultry, blood testing .....	19,181.00	17,000.00	2,181.00	.....
Registration fees re certified swine policy .....	1,468.75	1,500.00	.....	31.25
Registration fees—R.O.P. beef tests .....	.....	18,000.00	.....	18,000.00
Reimbursement of salaries .....	23,324.01	72,800.00	.....	49,475.99
Sale of eggs .....	20,906.15	24,000.00	.....	3,093.85
Sale of estray animals .....	457.91	250.00	207.91	.....
Sale of poultry .....	704.90	1,000.00	.....	295.10
Sale of herbicides .....	92,060.94	70,000.00	22,060.94	.....
Sale of trees—shelterbelts .....	.....	5,000.00	.....	5,000.00
Seed dealers' licenses .....	170.00	700.00	.....	530.00
Seed extraction .....	.....	750.00	.....	750.00
Soil and feed testing fees .....	28,380.91	44,000.00	.....	15,619.09
Stock Inspection Act:				
Butchers' and hide dealers' licenses .....	370.00	400.00	.....	30.00
Fees .....	538,195.69	425,000.00	113,195.69	.....
Tractor and welding course fees .....	7,080.00	9,000.00	.....	1,920.00
Testing Station, Ellerslie .....	1,000.00	.....	1,000.00	.....
<b>TOTAL: Income Account .....</b>	<b>\$ 2,753,957.26</b>	<b>\$ 3,534,480.00</b>	<b>.....</b>	<b>\$ 780,522.74 (Net)</b>



STATEMENT No. 23—Continued

CAPITAL ACCOUNT

	Actual	Estimates	In Excess of Estimates	Less than Estimates
Agricultural rehabilitation and development .....	\$ 229,130.48	\$ 610,000.00	\$ .....	\$ 380,869.52
Agricultural relief .....	498.89	.....	498.89	.....
Control of agricultural pests .....	422,925.00	50,000.00	372,925.00	.....
Crop reinsurance fund .....	1,086,222.41	.....	1,086,222.41	.....
Land manager—repayment of advances:				
Bow River Development .....	380,000.00	25,000.00	13,000.00	.....
St. Mary and Milk River Development .....	98,000.00	75,000.00	23,000.00	.....
<b>TOTAL: Capital Account .....</b>	<b>\$ 1,874,776.78</b>	<b>\$ 760,000.00</b>	<b>\$1,114,776.78</b>	<b>(Net)</b>

Certified correct,

DOUGLAS W. ROGERS, C.A.

*Deputy Provincial Auditor.*

## GOVERNMENT OF THE PROVINCE OF ALBERTA

## THE HORNED CATTLE PURCHASES ACT TRUST ACCOUNT

## BALANCE SHEET AS AT MARCH 31, 1973

(with comparative figures)

## ASSETS

	1973	1972
Cash in bank .....	\$ 1,824,439.01	\$ 138,436.58
Short term deposits .....		1,600,000.00
Accrued interest .....	4,676.88	3,438.32
Accounts receivable .....		13,896.07
Inventories .....		256.40
	<u>\$ 1,829,115.89</u>	<u>\$ 1,756,027.37</u>
Fixed assets:		
Kinsella ranch, at cost .....	\$ .....	\$ 130,417.60
Land, at cost .....		1,887.94
Building and equipment, at cost less accumulated depreciation .....		27,292.72
	<u>\$ .....</u>	<u>\$ 159,598.26</u>
	<u>\$ 1,829,115.89</u>	<u>\$ 1,915,625.63</u>

## SURPLUS

Balance at beginning of year .....	\$ 1,915,625.63	\$ 1,688,764.11
Add: Depreciation adjustment applicable to prior years .....		6,300.90
Refund of unexpended portion of grant to University of Alberta re: construction of bull testing station .....	5,473.42	
Surplus for the year .....	67,871.50	220,560.62
	<u>\$ 1,988,970.55</u>	<u>\$ 1,915,625.63</u>
Deduct: Fixed assets, net and inventories transferred to the Department of Agriculture (Note 4) .....	159,854.66	
Balance at end of year .....	<u>\$ 1,829,115.89</u>	<u>\$ 1,915,625.63</u>

The accompanying notes are part of these financial statements.

## AUDITOR'S REPORT

Edmonton, Alberta, May 25, 1973

I have examined the Balance Sheet of The Horned Cattle Purchases Act Trust Account as at March 31, 1973, and the Statement of Revenue and Expenditure for the year then ended. My examination included a general review of the accounting procedures and such tests of accounting records and other supporting evidence as I considered necessary in the circumstances.

In my opinion these financial statements present fairly the financial position of the Trust Account as at March 31, 1973, and the results of its operations for the year then ended, in accordance with generally accepted accounting principles applied on a basis consistent with that of the preceding year.

DOUGLAS W. ROGERS, C.A.  
Deputy Provincial Auditor.

GOVERNMENT OF THE PROVINCE OF ALBERTA

THE HORNE D CATTLE PURCHASES ACT TRUST ACCOUNT

STATEMENT OF REVENUE AND EXPENDITURE

FOR THE YEAR ENDED MARCH 31, 1973

(with comparative figures)

REVENUE

	1973	1972
Bank interest .....	\$ 99,238.94	\$ 76,842.71
Bull testing program fees and recoveries .....	2,978.94	17,929.26
Fees for cattle marketed with horns, net (Note 2) .....		429,652.80
Miscellaneous .....		46.55
	<u>\$ 102,217.88</u>	<u>\$ 524,471.32</u>

EXPENDITURE

Grants re warble fly control program .....	\$ 7,309.53	\$ 50,965.21
Grant to Newell Grazing Association .....	5,899.61	
Grant to Alberta Cattle Commission .....	4,954.72	
Administration general .....	4,321.58	30,559.27
Bull and steer testing station, Ellerslie .....	3,309.48	41,915.87
Grant to University of Alberta, construction of bull and steer testing station at Ellerslie (Note 3) .....	2,500.00	23,500.00
Grant to progeny testing stations .....	2,500.00	6,471.79
Beef performance testing .....	2,366.67	55,754.56
Operation of pathological laboratories .....	1,184.79	26,564.03
Artificial insemination of domestic animals .....		26,783.97
Grant to Alberta Hereford Association .....		24,596.00
Grant to University of Alberta, construction at the Kinsella ranch .....		10,500.00
Grants to livestock protective society .....		6,000.00
Grant to veterinary student .....		300.00
	<u>\$ 34,346.38</u>	<u>\$ 303,910.70</u>
Surplus for the year .....	<u>\$ 67,871.50</u>	<u>\$ 220,560.62</u>

GOVERNMENT OF THE PROVINCE OF ALBERTA

THE HORNE D CATTLE PURCHASES ACT TRUST ACCOUNT

NOTES TO THE FINANCIAL STATEMENTS

MARCH 31, 1973

NOTE 1 The Horne D Cattle Purchases Act Trust Account was established under the authority of The Horne D Cattle Purchases Act, Chapter 173, R.S.A. 1970.

NOTE 2 Horn Fees

Effective February 1, 1972, the regulation requiring the payment of fees for cattle marketed with horns was rescinded.

NOTE 3 Ellerslie Bull Testing Station

Pursuant to Order-in-Council 910/69 the Provincial Treasurer is authorized to expend approximately \$300,000.00 out of The Horne D Cattle Purchases Act Trust Account for the construction of a bull and steer testing station on The University of Alberta Farm at Ellerslie. Final adjusted expenditures at the completion of the project amounted to \$308,430.03.

NOTE 4 Fixed Assets and Inventories

Ministerial approval was given to the transfer of fixed assets and inventories of the Trust Account to the Department of Agriculture effective March 31, 1973.

GOVERNMENT OF THE PROVINCE OF ALBERTA  
WHEAT BOARD MONEY TRUST ACCOUNT  
BALANCE SHEET AS AT MARCH 31, 1973  
(with comparative figures)

ASSETS

	1973	1972
Cash in bank .....	\$ 6,461.11	\$ 3,151.90
Accrued interest .....	2,691.38	2,637.81
Investments, at amortized cost: (approximate market value: 1973 \$109,600.00; 1972 \$108,000.00) (Note 2) .....	119,426.97	119,422.45
	<u>\$ 128,579.46</u>	<u>\$ 125,212.16</u>

LIABILITIES

Trust Account:		
Balance at beginning of year .....	\$ 125,212.16	\$ 125,677.13
Add: Excess of revenue over expenditure .....	3,367.30	(464.97)
	<u>\$ 128,579.46</u>	<u>\$ 125,212.16</u>

The accompanying notes are part of these financial statements.

AUDITOR'S REPORT

Edmonton, Alberta, May 30, 1973

I have examined the Balance Sheet of the Wheat Board Money Trust Account as at March 31, 1973, and the Statement of Revenue and Expenditure for the year then ended. My examination included a general review of the accounting procedures and such tests of accounting records and other supporting evidence as I considered necessary in the circumstances.

In my opinion these financial statements present fairly the financial position of the Trust Account as at March 31, 1973, and the results of its operations for the year then ended, in accordance with generally accepted accounting principles applied on a basis consistent with that of the preceding year.

DOUGLAS W. ROGERS, C.A.  
Deputy Provincial Auditor.

GOVERNMENT OF THE PROVINCE OF ALBERTA  
WHEAT BOARD MONEY TRUST ACCOUNT  
NOTES TO THE FINANCIAL STATEMENTS

MARCH 31, 1973

NOTE 1 The Wheat Board Money Trust Account was established under the authority of The Wheat Board Money Trust Act of the Province of Alberta.

NOTE 2 Investments of the Trust Account are summarized hereunder:

Particulars	Par Value	Amortized Cost
Debentures:		
Government of Canada, direct and guaranteed .....	\$ 2,500.00	\$ 2,501.95
Provincial issues, direct and guaranteed .....	67,000.00	66,925.02
Municipal issues .....	50,000.00	50,000.00
	<u>\$ 119,500.00</u>	<u>\$ 119,426.97</u>

GOVERNMENT OF THE PROVINCE OF ALBERTA  
ALBERTA AGRICULTURAL DEVELOPMENT CORPORATION  
BALANCE SHEET  
AS AT MARCH 31, 1973

ASSETS

Cash in bank .....	\$ 679,474.67
Accounts receivable, Province of Alberta .....	32,519.66
Accrued interest receivable .....	1,254,272.06
Agreements for sale and mortgages receivable (Note 2) .....	23,814,112.04
Office equipment, at cost (Note 3) .....	7,056.98
	<u>\$ 25,787,435.41</u>

LIABILITIES

Accounts payable:		
Agreements for sale (Note 4) .....	\$ 637,075.13	
Miscellaneous .....	20,926.22	
	<u>                    </u>	\$ 658,001.35
Accrued interest payable .....		9,230.65
Advances from the Province of Alberta (Note 5) .....		23,000,000.00
Capital surplus arising from office equipment provided from income .....		7,056.98
Retained earnings, Statement No. 29 .....		2,113,146.43
		<u>\$ 25,787,435.41</u>

The accompanying notes are part of these financial statements.

AUDITOR'S REPORT

Edmonton, Alberta, August 20, 1973

I have examined the Balance Sheet of the Alberta Agricultural Development Corporation as at March 31, 1973 and the Statement of Income, Expenditure and Retained Earnings for the period then ended. My examination included a general review of the accounting procedures and such tests of accounting records and other supporting evidence as I considered necessary in the circumstances.

No allowance for possible losses through non-collection of amounts receivable on agreements for sale and mortgages has been recorded. In my opinion this is not in accordance with generally accepted accounting principles.

In my opinion, except for the failure to provide an adequate allowance for possible losses as set out in the preceding paragraph, these financial statements present fairly the financial position of the Corporation as at March 31, 1973 and the results of its operations for the period then ended, in accordance with generally accepted accounting principles.

DOUGLAS W. ROGERS, C.A.

*Deputy Provincial Auditor.*



## GOVERNMENT OF THE PROVINCE OF ALBERTA

## ALBERTA AGRICULTURAL DEVELOPMENT CORPORATION

## STATEMENT OF INCOME, EXPENDITURE AND RETAINED EARNINGS

FOR THE PERIOD JUNE 2, 1972 TO MARCH 31, 1973

## Income:

Interest earned on agreements .....	\$ 1,068,513.44
Contributions by the Province of Alberta (Note 6) .....	399,200.25
Bank interest .....	34,395.05
Occupancy contribution by the Province of Alberta .....	12,105.00
Application fees .....	5,920.00
	<hr/>
	\$ 1,520,133.74

## Expenditure:

Salaries and wages .....	\$ 179,384.43
Life insurance premiums .....	111,223.81
Legal, land titles and appraisal fees .....	31,952.51
Interest .....	29,477.21
Travelling .....	22,827.37
Occupancy .....	12,105.00
Equipment purchases .....	7,056.98
Stationery, office supplies and postage .....	6,901.66
Employee benefits .....	4,281.94
Telephone and telegraph .....	2,759.46
Freight and express .....	2,641.75
Miscellaneous .....	693.13
	<hr/>
	\$ 411,305.25

Excess of income over expenditure for the period .....	\$ 1,108,828.49
Add: Net interest earned prior to the establishment of the Corporation on June 2, 1972 but received subsequent thereto .....	1,004,317.94
	<hr/>
Retained earnings March 31, 1973 .....	\$ 2,113,146.43

GOVERNMENT OF THE PROVINCE OF ALBERTA  
ALBERTA AGRICULTURAL DEVELOPMENT CORPORATION  
NOTES TO THE FINANCIAL STATEMENTS

MARCH 31, 1973

NOTE 1 Authority

The Alberta Agricultural Development Corporation was established on June 2, 1972 under the authority of The Agricultural Development Act, Chapter 5, Statutes of Alberta, 1972, and all the assets and liabilities of the Alberta Farm Purchase Board were transferred to and vested in the Alberta Agricultural Development Corporation.

NOTE 2 Agreements for Sale and Mortgages Receivable

The following schedule summarizes the agreements for sale and mortgages receivable by years in which the instalments become due:

*Receivable in*

	<i>Amount</i>
1 year .....	\$ 2,243,871.53
2 years .....	1,312,681.77
3 years .....	1,369,983.50
4 years .....	1,413,927.62
5 years .....	1,463,309.96
6-10 years .....	7,336,384.33
over 10 years .....	8,673,953.33
	<u>\$ 23,814,112.04</u>

NOTE 3 Office Equipment

No depreciation has been provided on office equipment. The Province of Alberta provides funds from the General Revenue Fund for acquirement and replacement of office equipment.

NOTE 4 Accounts Payable, Agreements for Sale

Included in this amount are payables to vendors in the amount of \$475,046.32, resulting from agreements previously made by the Alberta Farm Purchase Board. The balance of the amount, \$162,028.81, represents downpayments received from purchasers and not paid to vendors at March 31, 1973.

NOTE 5 Advances from the Province of Alberta

Section 11(2) of The Agricultural Development Act provides for advances from the General Revenue Fund up to a maximum of \$50,000,000.00 outstanding at any time. There is no interest payable on these advances.

NOTE 6 Contributions by the Province of Alberta

Section 5(3) of The Agricultural Development Act states that the expenses of administering the Act shall be paid out of the General Revenue Fund. This is reflected in the Statement of Income, Expenditure and Retained Earnings as a contribution by the Province of Alberta and is offset by the various expenses incurred by the Corporation.

NOTE 7 Guarantees

The Corporation has guaranteed loans in an undeterminable amount as at March 31, 1973 pursuant to Section 16(1) of The Agricultural Development Act. However, under authority of Section 16(2) the Corporation has entered into an agreement with the Minister of Agriculture whereby the Province of Alberta will indemnify the Corporation against loss suffered by reason of its liability under guarantees made under Section 16(1).

NOTE 8 Retroactive Salary Increases

These financial statements do not reflect the applicable portion of the general salary increase authorized by Order-in-Council 691/73, dated May 8, 1973 which was retroactive to January 1, 1973.



GOVERNMENT OF THE PROVINCE OF ALBERTA  
STATEMENT No. 30  
ALBERTA HAIL AND CROP INSURANCE CORPORATION  
BALANCE SHEET AS AT MARCH 31, 1973  
(with comparative figures)

ASSETS		1973	1972
Current:			
Cash on hand and in bank .....	\$	18,268.75	\$ 74,170.28
Short term investments .....		1,950,000.00	1,156,000.00
Premiums receivable .....		116,472.12	190,456.08
Sundry accounts receivable .....		2,430.62	1,649.67
Accrued interest receivable .....		144,067.46	124,389.14
Prepaid expenses .....		11,062.19	21,369.45
	\$	2,242,301.14	\$ 1,568,034.62
Investments:			
Bonds and debentures, at cost (Note 2) .....	\$	5,482,593.73	\$ 5,485,364.89
Fixed:			
Land, at cost .....	\$	140,810.96	\$ 140,810.96
Building, at cost less accumulated depreciation .....		251,461.69	264,420.90
Furniture and equipment, at cost .....		76,468.93	75,747.93
	\$	468,741.58	\$ 480,979.79
Trust: (Note 3)			
Cash in bank .....	\$	35,732.86	\$ 3,835.89
Accrued interest receivable .....		56.66	37.51
	\$	35,789.52	\$ 3,873.40
	\$	8,229,425.97	\$ 7,538,252.70
LIABILITIES		1973	1972
Current:			
Accounts payable:			
Province of Alberta .....	\$	82,794.70	\$ 318,818.69
Crop Reinsurance Fund of Alberta, net (Note 4) .....		384,033.63	352,303.02
Crop Reinsurance Fund of Canada .....		24,141.30	20,694.53
Sundry .....		4,503.35	66.96
	\$	495,472.98	\$ 691,883.20
Agents' commissions payable .....		61,012.39	107,196.53
Premium refunds payable .....		581,956.49	213,307.31
Estimated indemnities payable .....		510,000.00	25,000.00
Prepaid premiums .....		2,668.25	850.00
	\$	1,651,110.11	\$ 1,038,237.04
Capital surplus arising from furniture and equipment provided from income .....	\$	76,468.93	\$ 75,747.93
Reserves:			
General reserve—hail insurance, Statement No. 32 .....	\$	5,466,057.41	\$ 5,633,701.64
Special dividend reserve—hail insurance, Statement No. 32 .....		1,000,000.00	786,692.69
	\$	6,466,057.41	\$ 6,420,394.33
Trust:			
Accounts payable:			
Wildlife Damage Fund of Alberta .....	\$	4,428.95	\$ .....
Indemnities payable .....		30,509.49	3,850.92
Sundry .....		851.08	22.48
	\$	35,789.52	\$ 3,873.40
	\$	8,229,425.97	\$ 7,538,252.70

The accompanying notes are part of these financial statements.

STATEMENT No. 30—*Continued*

## AUDITOR'S REPORT

Edmonton, Alberta, June 28, 1973

I have examined the Balance Sheet of the Alberta Hail and Crop Insurance Corporation as at March 31, 1973 and the Statements of Revenue and Expenditure and Reserves with supporting statements for the year then ended. My examination included a general review of the accounting procedures and such tests of accounting records and other supporting evidence as I considered necessary in the circumstances.

In my opinion these financial statements present fairly the financial position of the Corporation as at March 31, 1973 and the results of its operations for the year then ended, in accordance with generally accepted accounting principles applied on a basis consistent with that of the preceding year.

DOUGLAS W. ROGERS, C.A.

*Deputy Provincial Auditor.*

STATEMENT No. 31

GOVERNMENT OF THE PROVINCE OF ALBERTA  
ALBERTA HAIL AND CROP INSURANCE CORPORATION  
STATEMENT OF RESERVE FUND—CROP INSURANCE  
FOR THE YEAR ENDED MARCH 31, 1973  
(with comparative figures)

	1973	1972
Balance at beginning of year .....	\$ .....	\$ 263,731.83
Add: Recovery from the Crop Reinsurance Fund of Alberta .....	41,955.44	81,210.93
	<u>\$ 41,955.44</u>	<u>\$ 344,942.76</u>
Deduct: Deficit for the year, Statement No. 33 .....	\$ 33,159.47	\$ 352,250.39
Prior years' adjustments, net .....	8,795.97	(7,307.63)
	<u>\$ 41,955.44</u>	<u>\$ 344,942.76</u>
Balance at end of year .....	<u>.....</u>	<u>.....</u>

STATEMENT No. 32

GOVERNMENT OF THE PROVINCE OF ALBERTA  
ALBERTA HAIL AND CROP INSURANCE CORPORATION  
STATEMENT OF RESERVES—HAIL INSURANCE  
FOR THE YEAR ENDED MARCH 31, 1973  
(with comparative figures)

	1973	1972
General Reserve		
Balance at beginning of year .....	\$ 5,633,701.64	\$ 5,931,740.28
Add: Surplus for the year, Statement No. 34 .....	47,866.76	(505,062.37)
Transfer from special dividend reserve .....	.....	213,307.31
	<u>\$ 5,681,568.40</u>	<u>\$ 5,639,985.22</u>
Deduct: Transfer to special dividend reserve .....	\$ 213,307.31	\$ .....
Prior years' adjustments, net .....	2,203.68	6,283.58
	<u>\$ 215,510.99</u>	<u>\$ 6,283.58</u>
Balance at end of year .....	<u>\$ 5,466,057.41</u>	<u>\$ 5,633,701.64</u>
Special Dividend Reserve		
Balance at beginning of year .....	\$ 786,692.69	\$ 1,000,000.00
Add: Transfer from general reserve .....	213,307.31	.....
	<u>\$ 1,000,000.00</u>	<u>\$ 1,000,000.00</u>
Deduct: Transfer to general reserve .....	.....	213,307.31
Balance at end of year .....	<u>\$ 1,000,000.00</u>	<u>\$ 786,692.69</u>



STATEMENT No. 33

## GOVERNMENT OF THE PROVINCE OF ALBERTA

## ALBERTA HAIL AND CROP INSURANCE CORPORATION

## STATEMENT OF REVENUE AND EXPENDITURE—CROP INSURANCE

FOR THE YEAR ENDED MARCH 31, 1973

(with comparative figures)

REVENUE		1973	1972
Premiums charged:			
Insured persons		\$ 2,100,999.96	\$ 2,127,544.41
Province of Alberta		709,187.72	721,081.03
		<u>\$ 2,810,187.68</u>	<u>\$ 2,848,625.44</u>
Interest earnings		63,123.23	95,149.68
Deposits forfeited		210.00	320.00
Miscellaneous			183.05
		<u>\$ 2,873,520.91</u>	<u>\$ 2,944,278.17</u>
EXPENDITURE			
Indemnities		\$ 2,054,702.24	\$ 2,429,500.66
Reinsurance premiums:			
Crop Reinsurance Fund of Canada		425,989.07	433,513.95
Crop Reinsurance Fund of Alberta		425,989.07	433,513.95
Administration expenses, Statement No. 35		508,017.58	501,047.46
		<u>\$ 3,414,697.96</u>	<u>\$ 3,797,576.02</u>
Deduct: Administration expenses charged to Province of Alberta		508,017.58	501,047.46
		<u>\$ 2,906,680.38</u>	<u>\$ 3,296,528.56</u>
Deficit for the year, Statement No. 31		<u>\$ 33,159.47</u>	<u>\$ 352,250.39</u>

## GOVERNMENT OF THE PROVINCE OF ALBERTA

## ALBERTA HAIL AND CROP INSURANCE CORPORATION

## STATEMENT OF REVENUE AND EXPENDITURE—HAIL INSURANCE

FOR THE YEAR ENDED MARCH 31, 1973

(with comparative figures)

## REVENUE

	1973	1972
Premium income .....	\$ 2,632,821.90	\$ 2,703,851.63
Deduct: Discounts allowed .....	51,794.37	47,698.85
Net premium income .....	\$ 2,581,027.53	\$ 2,656,152.78
Deduct: Premium refunds .....	581,956.49	213,307.31
Interest earnings .....	\$ 1,999,071.04	\$ 2,442,845.47
Rental income, net .....	386,103.81	399,979.35
Miscellaneous .....	27,738.03	27,282.95
	164.95	
	\$ 2,412,912.88	\$ 2,870,272.72

## EXPENDITURE

Indemnities .....	\$ 1,782,387.50	\$ 2,721,251.11
Administration expenses, Statement No. 36 .....	533,410.99	595,879.07
Insurance corporation tax .....	39,747.63	48,704.91
Reinsurance premium (Note 6) .....	9,500.00	9,500.00
	\$ 2,365,046.12	\$ 3,375,335.09
Surplus for the year, Statement No. 32 .....	\$ 47,866.76	\$ (505,062.37)

STATEMENT No. 35

## GOVERNMENT OF THE PROVINCE OF ALBERTA

## ALBERTA HAIL AND CROP INSURANCE CORPORATION

## STATEMENT OF ADMINISTRATION EXPENSES—CROP INSURANCE

FOR THE YEAR ENDED MARCH 31, 1973

(with comparative figures)

	1973	1972
Agents' commissions .....	\$ 231,214.63	\$ 205,649.84
Salaries .....	115,289.81	119,069.16
Adjusters' fees and expenses .....	57,238.25	70,636.17
Office rentals .....	18,276.00	20,265.89
Printing, stationery and office expense .....	15,420.71	15,594.60
Advertising and publicity .....	11,582.55	6,123.97
Travelling expenses .....	11,435.01	13,160.80
Data processing .....	11,320.91	12,166.80
Postage, express and freight .....	8,451.28	8,192.82
Pension contributions .....	5,623.91	5,401.52
Directors' fees and expenses .....	5,298.35	5,061.16
Telephone and telegraph .....	3,615.80	3,684.43
Agency sales and promotion .....	3,508.92	3,603.13
Utilities .....	2,042.53	2,257.20
Office maintenance and cleaning supplies .....	1,493.92	2,954.96
Staff medical and group insurance contributions .....	1,430.65	1,935.17
Unemployment insurance .....	1,082.88	663.65
Equipment rental and maintenance .....	1,073.12	852.96
Furniture and equipment .....	1,008.39	1,436.16
Grain inspection fees .....	704.48	842.91
Fidelity bonds and insurance .....	505.21	442.17
Maps .....	195.09	517.72
Workmen's Compensation Board .....	98.78	173.77
Miscellaneous, net .....	106.40	360.50
	<u>\$ 508,017.58</u>	<u>\$ 501,047.46</u>

GOVERNMENT OF THE PROVINCE OF ALBERTA  
ALBERTA HAIL AND CROP INSURANCE CORPORATION  
STATEMENT OF ADMINISTRATION EXPENSES—HAIL INSURANCE  
FOR THE YEAR ENDED MARCH 31, 1973  
(with comparative figures)

	1973	1972
Agents' commissions .....	\$ 294,831.77	\$ 327,232.97
Salaries .....	104,526.19	106,504.08
Adjusters' fees and expenses .....	37,516.85	52,834.38
Office rentals .....	16,668.56	18,262.42
Printing, stationery and office expense .....	14,064.39	14,052.93
Advertising and publicity .....	10,563.81	5,518.55
Travelling expenses .....	10,429.25	11,859.73
Data processing .....	10,325.19	10,963.99
Postage, express and freight .....	7,707.95	7,382.88
Pension contributions .....	5,129.28	4,867.53
Directors' fees and expenses .....	4,832.35	4,560.81
Telephone and telegraph .....	3,297.77	3,320.19
Agency sales and promotion .....	3,200.30	3,246.92
Utilities .....	1,862.89	2,034.05
Office maintenance and cleaning supplies .....	1,362.52	2,662.83
Staff medical and group insurance contributions .....	1,304.82	1,743.85
Interest .....	1,275.24	13,848.24
Furniture and equipment .....	1,077.11	1,509.99
Unemployment insurance .....	987.64	598.05
Equipment rental and maintenance .....	978.74	768.64
Grain inspection fees .....	642.52	759.59
Fidelity bonds and insurance .....	460.77	398.46
Maps .....	177.94	466.53
Workmen's Compensation Board .....	90.09	156.59
Miscellaneous, net .....	97.05	324.87
	<u>\$ 533,410.99</u>	<u>\$ 595,879.07</u>

GOVERNMENT OF THE PROVINCE OF ALBERTA  
ALBERTA HAIL AND CROP INSURANCE CORPORATION  
NOTES TO THE FINANCIAL STATEMENTS

MARCH 31, 1973

NOTE 1 Authority

The Alberta Hail and Crop Insurance Corporation was established under the authority of The Hail and Crop Insurance Act, Chapter 164, R.S.A. 1970.

NOTE 2 Bonds and Debentures

The bonds and debentures of the Corporation are summarized hereunder:

Particulars	1973	1972
Government of Canada, direct and guaranteed .....	\$ 602,545.98	\$ 753,316.48
Provincial issues, direct and guaranteed .....	3,842,855.25	4,102,861.50
Municipalities and school districts .....	619,857.50	629,186.91
Miscellaneous .....	417,335.00	150,000.00
	<u>\$ 5,482,593.73</u>	<u>\$ 5,635,364.89</u>
Approximate market value .....	<u>\$ 5,235,000.00</u>	<u>\$ 5,248,000.00</u>

NOTE 3 Trust

The Corporation is responsible for the administration and payment of wildlife damage claims from funds advanced out of the Wildlife Damage Fund of Alberta.

NOTE 4 Crop Reinsurance Fund of Alberta

The account payable to the Crop Reinsurance Fund of Alberta is comprised of the following:

Reinsurance premiums payable .....	\$ 425,989.07
Deduct: Amount recoverable from the Fund .....	41,955.44
	<u>\$ 384,033.63</u>

NOTE 5 Crop Reinsurance Funds

The Crop Reinsurance Fund of Canada for Alberta in the amount of \$1,556,270.12 and the Crop Reinsurance Fund of Alberta in the amount of \$375,991.94 as at March 31, 1973, held by the Government of Canada and Alberta, respectively, are available, if required, for the payment of indemnities.

NOTE 6 Reinsurance—Hail

The Corporation has a reinsurance policy with Lloyds of London which provides for the recovery of hail losses, in excess of established limits, to a maximum of \$1,000,000.00.

GOVERNMENT OF THE PROVINCE OF ALBERTA  
BOW RIVER IRRIGATION DISTRICT  
BALANCE SHEET AS AT DECEMBER 31, 1972  
(with comparative figures)

ASSETS		1972	1971
Current:			
Cash on hand and in treasury branch .....	\$	27,734.53	\$ 20,777.82
Accounts receivable, less allowance for doubtful accounts (Note 1) .....		57,009.74	58,713.79
Materials and supplies, at cost .....		1,211.28	997.92
Prepaid expenses .....		402.25	1,747.33
Accrued interest .....		1,643.76	480.17
	\$	88,001.56	\$ 82,717.03
Reserve funds:			
Cash in bank .....	\$	73,840.55	\$ 29,165.12
Short term deposits .....			18,000.00
Accounts receivable (Note 2) .....		1,573.45	1,520.50
Debtentures, at amortized cost (approximate market value: 1972 \$13,600.00; 1971 (14,200.00) (Note 3) .....		15,799.08	15,786.95
	\$	91,213.08	\$ 64,472.57
Capital:			
Irrigation works, at cost .....	\$	7,559,221.06	\$ 7,538,580.46
Equipment, at cost less accumulated depreciation .....		30,588.41	29,363.66
	\$	7,589,809.47	\$ 7,567,944.12
	\$	7,769,024.11	\$ 7,715,133.72
LIABILITIES		1972	1971
Current:			
Bank loan .....	\$		\$ 18,800.00
Accounts payable (Note 4) .....		30,072.66	26,112.16
Prepaid revenue .....		263.41	449.53
	\$	30,336.07	\$ 45,361.69
Reserves:			
Cost sharing agreement with the Province of Alberta, Statement No. 39 (Note 5) .....	\$	73,840.55	\$ 47,165.12
Irrigation works, Statement No. 38 .....		51,982.94	40,533.36
	\$	125,823.49	\$ 87,698.48
Surplus:			
Capital surplus, Statement No. 40 .....	\$	7,556,288.04	\$ 7,538,580.46
Revenue surplus:			
At beginning of year .....	\$	43,493.09	\$ 36,181.33
Add: Surplus for the year, Statement No. 41 .....		13,083.42	7,311.76
	\$	56,576.51	\$ 43,493.09
	\$	7,612,864.55	\$ 7,582,073.55
	\$	7,769,024.11	\$ 7,715,133.72

The accompanying notes are a part of these financial statements.



## AUDITOR'S REPORT

Edmonton, Alberta, March 16, 1973

I have examined the Balance Sheet of the Bow River Irrigation District as at December 31, 1972, and the Statements of Irrigation Works Reserve, Cost Sharing Agreement Reserve, Capital Surplus and Revenue and Expenditure with supporting statements for the year then ended. My examination included a general review of the accounting procedures and such tests of accounting records and other supporting evidence as I considered necessary in the circumstances except that accounts receivable as shown by the books of the District were not verified by direct communication with the debtors.

In my opinion, except for the limitation in the scope of the examination indicated above, these financial statements present fairly the financial position of the Bow River Irrigation District as at December 31, 1972, and the results of its operations for the year then ended, in accordance with generally accepted accounting principles applied on a basis consistent with that of the preceding year.

DOUGLAS W. ROGERS, C.A.  
*Deputy Provincial Auditor.*

STATEMENT No. 38

GOVERNMENT OF THE PROVINCE OF ALBERTA  
BOW RIVER IRRIGATION DISTRICT  
STATEMENT OF IRRIGATION WORKS RESERVE  
FOR THE YEAR ENDED DECEMBER 31, 1972  
(with comparative figures)

	1972	1971
Balance at beginning of year .....	\$ 40,533.36	\$ 29,224.48
Add:		
Proceeds from sale of irrigation works .....	\$ 9,500.00	\$ 9,936.36
Interest earnings .....	3,280.13	2,497.12
Provision for irrigation works .....	4,839.20	2,407.10
Contributions re new parcels .....		1,750.00
	<u>\$ 17,619.33</u>	<u>\$ 16,590.58</u>
	\$ 58,152.69	\$ 45,815.06
Deduct:		
Transfer to cost sharing agreement reserve .....	6,169.75	5,281.70
Balance at end of year .....	<u>\$ 51,982.94</u>	<u>\$ 40,533.36</u>

STATEMENT No. 39

GOVERNMENT OF THE PROVINCE OF ALBERTA  
BOW RIVER IRRIGATION DISTRICT  
STATEMENT OF COST SHARING AGREEMENT RESERVE  
FOR THE YEAR ENDED DECEMBER 31, 1972  
(with comparative figures)

	1972	1971
Balance at beginning of year .....	\$ 47,165.12	\$ 30,232.40
Add:		
Contributions under cost sharing agreement:		
Province of Alberta .....	\$ 37,900.00	\$ 32,444.60
Transfer from irrigation works reserve .....	6,169.75	5,281.70
	<u>\$ 44,069.75</u>	<u>\$ 37,726.30</u>
	\$ 91,234.87	\$ 67,958.70
Deduct: Additions to irrigation works .....	17,394.32	20,793.58
Balance at end of year .....	<u>\$ 73,840.55</u>	<u>\$ 47,165.12</u>

STATEMENT No. 40

## GOVERNMENT OF THE PROVINCE OF ALBERTA

## BOW RIVER IRRIGATION DISTRICT

## STATEMENT OF CAPITAL SURPLUS

FOR THE YEAR ENDED DECEMBER 31, 1972

(with comparative figures)

	1972	1971
Balance at beginning of year	\$ 7,538,580.46	\$ 7,516,479.90
Add:		
Additions to irrigation works:		
Cost sharing agreement	\$ 17,394.32	\$ 20,793.58
Province of Alberta grants	15,830.30	16,851.26
	\$ 33,224.62	\$ 37,644.84
	\$ 7,571,805.08	\$ 7,554,124.74
Deduct: Irrigation works written off	15,517.04	15,544.28
Balance at end of year	\$ 7,556,288.04	\$ 7,538,580.46

STATEMENT No. 41

## GOVERNMENT OF THE PROVINCE OF ALBERTA

## BOW RIVER IRRIGATION DISTRICT

## STATEMENT OF REVENUE AND EXPENDITURE

FOR THE YEAR ENDED DECEMBER 31, 1972

(with comparative figures)

## REVENUE

	1972	1971
Water earnings:		
Irrigation rates, net (Note 6)	\$ 72,591.00	\$ 72,048.00
Penalties	4,688.18	4,391.05
Sale of excess and domestic water, net	2,573.40	1,387.75
Water supply rentals	313.20	367.50
	\$ 80,165.78	\$ 78,194.30
Less: Discounts	1,980.51	1,443.05
	\$ 78,185.27	\$ 76,751.25
Local Initiatives Program grants	8,190.00	
Lease revenue, net	2,085.61	1,793.99
Profit on sale of equipment		649.51
Miscellaneous	308.80	184.17
	\$ 88,769.68	\$ 79,378.92

## EXPENDITURE

Water supply charge, Government of Canada	\$ 8,839.50	\$ 8,926.75
Maintenance and operation expense, Statement No. 42	46,944.53	44,298.29
Administration and general expense, Statement No. 43	15,063.03	16,435.02
Provision for irrigation works	4,839.20	2,407.10
	\$ 75,686.26	\$ 72,067.16
Surplus for the year	\$ 13,083.42	\$ 7,311.76

GOVERNMENT OF THE PROVINCE OF ALBERTA  
BOW RIVER IRRIGATION DISTRICT  
STATEMENT OF MAINTENANCE AND OPERATION EXPENSE  
FOR THE YEAR ENDED DECEMBER 31, 1972  
(with comparative figures)

	1972	1971
Salaries and wages .....	\$ 27,248.80	\$ 28,358.61
Truck expense and mileage .....	5,275.71	5,944.32
Depreciation on equipment .....	5,252.65	5,090.76
Power machinery .....	4,639.42	3,908.10
Structures and waterways .....	3,831.83	3,602.61
Drainage pumps .....	2,461.07	3,217.30
Equipment .....	1,029.87	770.55
Equipment rental .....	739.50	135.40
Telephone .....	300.76	264.86
Weed control .....	93.83	125.82
Miscellaneous .....	254.62	133.55
Buildings, net .....	(721.63)	(3,334.51)
Custom work charges .....	(3,461.90)	(3,919.08)
	<u>\$ 46,944.53</u>	<u>\$ 44,298.29</u>

GOVERNMENT OF THE PROVINCE OF ALBERTA  
BOW RIVER IRRIGATION DISTRICT  
STATEMENT OF ADMINISTRATION AND GENERAL EXPENSE  
FOR THE YEAR ENDED DECEMBER 31, 1972  
(with comparative figures)

	1972	1971
Salaries .....	\$ 6,320.78	\$ 5,961.19
Insurance .....	1,864.29	1,938.99
Board of Directors' fees and expenses .....	1,794.95	1,899.62
Travelling .....	823.00	259.50
Workmen's Compensation Board assessment and unemployment insurance .....	739.95	684.68
Pension contributions .....	479.37	507.31
Audit fee .....	450.00	450.00
Legal fees and expenses .....	409.50	660.40
Stationery, printing and office supplies .....	364.20	624.19
Interest and bank charges .....	327.70	2,299.63
Telephone .....	312.41	368.90
Buildings, net .....	309.83	(42.90)
Association fees .....	244.57	258.35
Advertising .....	238.80	160.85
Postage .....	181.79	167.58
Depreciation on equipment .....	97.60	108.44
Miscellaneous .....	104.29	128.29
	<u>\$ 15,063.03</u>	<u>\$ 16,435.02</u>

GOVERNMENT OF THE PROVINCE OF ALBERTA  
BOW RIVER IRRIGATION DISTRICT  
NOTES TO THE FINANCIAL STATEMENTS

DECEMBER 31, 1972

NOTE 1 Accounts receivable, less allowance for doubtful accounts are summarized hereunder:

	1972	1971
Water rates and charges .....	\$ 55,992.54	\$ 57,063.59
Sundry debtors .....	1,953.58	2,715.92
	\$ 57,946.12	\$ 59,779.51
Less: Allowance for doubtful accounts .....	936.38	1,065.72
	\$ 57,009.74	\$ 58,713.79

NOTE 2 Reserve funds accounts receivable represents the outstanding balances of the \$10.00 per acre charge, for each new acre to be irrigated, assessed as a contribution to the capital assets of the District.

NOTE 3 Debentures held by the District are summarized hereunder:

Particulars	Par Value
Government of Canada .....	\$ 10,000.00
Provincial issues, guaranteed .....	6,000.00
	\$ 16,000.00

NOTE 4 Details of accounts payable are as follows:

	1972	1971
Government of Canada .....	\$ 24,122.00	\$ 24,209.25
*Progress estimates and holdback payable .....	2,933.02	.....
Sundry creditors .....	3,017.64	1,902.91
	\$ 30,072.66	\$ 26,112.16

\*This liability represents work undertaken pursuant to the cost sharing agreement with the Province of Alberta. Subject to certification of unpaid progress estimates, as required by Section 8 of the Agreement, this liability will form a charge against the cost sharing agreement reserve and be paid from the reserve funds. In addition the cost sharing agreement reserve is subject to a further charge in an estimated amount of \$29,000.00 in respect of uncompleted work under contract on a cost sharing project. See also Note 5.

NOTE 5 This reserve represents the unexpended balance of funds provided by the District and the Province of Alberta under a cost sharing agreement entered into for the purpose of rehabilitating irrigation works of the District. See also Note 4.

NOTE 6 Irrigation rates consist of:

22,530 acres at \$3.00 per acre .....	\$ 67,590.00
346 acres subject to minimum charge per parcel .....	1,320.00
1,320 terminable acres at \$3.00 per acre .....	3,960.00
24,196 acres .....	\$ 72,870.00
Less: Rebate of rates .....	279.00
	\$ 72,591.00





STATEMENT No. 44

## GOVERNMENT OF THE PROVINCE OF ALBERTA

## IRRIGATION LAND MANAGER

## BALANCE SHEET

AS AT DECEMBER 31, 1972

(with comparative figures)

## ASSETS

	1972	1971
Cash in treasury branch	\$ 15,524.76	\$ 23,012.98
Agreements receivable (Note 1)	824,189.48	857,055.42
Interest accrued on agreements receivable	71,726.18	69,414.45
Land and improvements, at cost	338,135.38	320,362.48
	<u>\$ 1,249,575.80</u>	<u>\$ 1,269,845.33</u>

## LIABILITIES

Suspense	\$	\$ 15.00
Due to Provincial Treasurer:		
Excess of collections over remittances	15,524.76	22,997.98
	<u>\$ 15,524.76</u>	<u>\$ 23,012.98</u>
Reserves:		
Agreements and interest receivable	\$ 895,915.66	\$ 926,469.87
Land	338,135.38	320,362.48
	<u>\$ 1,234,051.04</u>	<u>\$ 1,246,832.35</u>
	<u>\$ 1,249,575.80</u>	<u>\$ 1,269,845.33</u>

The accompanying notes are part of these financial statements.

## AUDITOR'S REPORT

Edmonton, Alberta, March 28, 1973

I have examined the Balance Sheet and Statement of Net Advances by Province of Alberta of the Irrigation Land Manager as at December 31, 1972, and the Statement of Advances Under Appropriation of the Legislature for the year then ended. My examination included a general review of the accounting procedures and such tests of accounting records and other supporting evidence as I considered necessary in the circumstances.

In my opinion, these financial statements present fairly the financial position of the Irrigation Land Manager as at December 31, 1972, in accordance with generally accepted accounting principles applied on a basis consistent with that of the preceding year.

DOUGLAS W. ROGERS, C.A.

Deputy Provincial Auditor.

GOVERNMENT OF THE PROVINCE OF ALBERTA  
IRRIGATION LAND MANAGER  
NET ADVANCES BY PROVINCE OF ALBERTA

AS AT DECEMBER 31, 1972

(with comparative figures)

	St. Mary River Ir- rigation District	Bow River Irrigation District	1972 Total	1971 Total
Advances:				
Construction of irrigation system and purchase of right-of-way .....	\$ 20,241,659.72	\$ 7,512,122.87	\$ 27,753,782.59	\$ 27,613,782.63
Purchase and development of land for land settlement .....	1,396,703.12	554,739.32	1,951,442.44	1,854,155.96
Colonization expense .....	697,516.09	348,646.58	1,046,162.67	986,763.14
Grant in respect to water service charges ..	490,489.00	92,176.00	582,665.00	582,665.00
Water supply cost in 1956 (part) paid by Province .....	24,845.50		24,845.50	24,845.50
Farming improvements and removing encumbrances from damaged lands .....	15,882.94	3,572.50	19,455.44	19,455.44
Consideration payable on water agreements	1,295.00	194.00	1,489.00	1,489.00
	<u>\$ 22,868,391.37</u>	<u>\$ 8,511,451.27</u>	<u>\$ 31,379,842.64</u>	<u>\$ 31,083,156.67</u>
Deduct: Remittances to Province of Alberta ..	2,412,345.02	674,036.16	3,086,401.18	2,911,453.00
Excess of advances over remittances at end of year .....	<u>\$ 20,456,046.35</u>	<u>\$ 7,837,395.11</u>	<u>\$ 28,293,441.46</u>	<u>\$ 28,171,703.67</u>
Deduct:				
Agreements and interest receivable .....	\$ 510,752.22	\$ 385,163.44	\$ 895,915.66	\$ 926,469.87
Land and improvements .....	235,434.72	102,700.66	338,135.38	320,362.48
Collections under-remitted .....	11,363.00	4,161.76	15,524.76	22,997.98
	<u>\$ 757,549.94</u>	<u>\$ 492,025.86</u>	<u>\$ 1,249,575.80</u>	<u>\$ 1,269,830.33</u>
Net advances at end of year .....	<u>\$ 19,698,496.41</u>	<u>\$ 7,345,369.25</u>	<u>\$ 27,043,865.66</u>	<u>\$ 26,901,873.34</u>

GOVERNMENT OF THE PROVINCE OF ALBERTA  
IRRIGATION LAND MANAGER  
ADVANCES UNDER APPROPRIATION OF THE LEGISLATURE  
FOR THE YEAR ENDED DECEMBER 31, 1972  
(with comparative figures)

	St. Mary River Ir- rigation District	Bow River Irrigation District	1972 Total	1971 Total
Construction of irrigation system and purchase of right-of-way .....	\$ 124,169.66	\$ 15,830.30	\$ 139,999.96	\$ 155,315.93
Colonization expense .....	39,207.74	20,191.79	59,399.53	56,033.56
Purchase and development of land for land settlement .....	13,957.56	83,328.92	97,286.48	36,629.72
	<u>\$ 177,334.96</u>	<u>\$ 119,351.01</u>	<u>\$ 296,685.97</u>	<u>\$ 247,979.21</u>
Deduct: Remitted to Province of Alberta .....	124,948.18	50,000.00	174,948.18	135,985.10
Excess of advances over remittances for the year .....	<u>\$ 52,386.78</u>	<u>\$ 69,351.01</u>	<u>\$ 121,737.79</u>	<u>\$ 111,994.11</u>

GOVERNMENT OF THE PROVINCE OF ALBERTA  
IRRIGATION LAND MANAGER  
NOTES TO THE FINANCIAL STATEMENTS  
DECEMBER 31, 1972

NOTE 1 Agreements receivable consist of:

	1972	1971
Water right .....	\$ 57,340.08	\$ 88,719.76
Land sale .....	766,849.40	768,335.66
	<u>\$ 824,189.48</u>	<u>\$ 857,055.42</u>

The above water right agreements receivable are subject to possible reductions through reclassifications in the irrigable area on the project.

NOTE 2 Lease rentals receivable estimated by the Land Manager to amount to \$12,862.58, are not reflected in the Balance Sheet. Proceeds, when received, will be remitted to the Provincial Treasurer.

GOVERNMENT OF THE PROVINCE OF ALBERTA  
ST. MARY RIVER IRRIGATION DISTRICT  
BALANCE SHEET AS AT DECEMBER 31, 1972  
(with comparative figures)

STATEMENT No. 47

ASSETS		1972	1971
Current:			
Cash on hand		\$ 98,161.83	\$ 89,438.15
Accounts receivable:			
Water rates and charges		\$ 294,006.64	\$ 303,067.97
Sundry debtors		7,182.87	3,050.85
		\$ 301,189.51	\$ 306,118.82
Less: Allowance for doubtful accounts		4,624.99	4,875.44
		\$ 296,564.52	\$ 301,243.38
Land improvement loans receivable, including accrued interest		5,452.03	6,138.73
Materials and supplies, at cost (Note 1)		18,070.07	16,921.12
Prepaid expenses		992.36	954.11
Accrued interest		8,391.03	9,369.14
		\$ 427,631.84	\$ 424,064.63
Reserve funds:			
Cash in treasury branch		\$ 175,617.10	\$ 203,897.33
Accounts and agreements receivable (Note 2)		99,669.51	80,947.00
Debentures, at amortized cost (approximate market value: 1972 \$378,000.00; 1971 \$379,000.00) (Note 3)		429,232.52	429,501.54
		\$ 704,519.13	\$ 714,345.87
Deferred charges		\$ 8,234.00	\$ 10,429.89
Capital:			
Irrigation works (Note 4)		\$ 23,410,805.49	\$ 22,693,250.55
Equipment at cost, less accumulated depreciation		190,555.56	190,013.79
		\$ 23,601,361.05	\$ 22,883,264.34
		\$ 24,741,746.02	\$ 24,032,104.73

LIABILITIES

	1972	1971
Current:		
Treasury branch overdraft .....	\$ 16,917.09	\$ 18,295.40
Treasury branch loan, guaranteed by the Province of Alberta .....	\$ 38,200.00	\$ 35,680.00
Accounts payable:		
Government of Canada .....	\$ 85,966.75	\$ 97,981.00
Progress estimates and holdback payable (Note 5) .....	94,486.42	
Sundry creditors .....	30,396.08	32,347.05
	\$ 210,849.25	\$ 130,328.05
Treasury branch land improvement loan, guaranteed by the Province of Alberta .....	5,426.59	6,114.47
Suspense .....	4,018.67	43,206.58
Prepaid revenue .....	1,574.50	12,561.08
	\$ 276,986.10	\$ 246,185.58
Reserves:		
Irrigation works and contingencies, Statement No. 48 .....	\$ 702,699.67	\$ 663,144.69
Cost sharing agreement with the Province of Alberta, Statement No. 49 (Note 6) .....	163,744.93	203,897.33
Water service commutation .....	79,643.68	40,489.55
	\$ 946,088.28	\$ 907,531.57
Surplus:		
Capital surplus, Statement No. 50 .....	\$ 23,322,915.18	\$ 22,693,250.55
Revenue surplus, Statement No. 54 .....	195,756.46	185,137.03
	\$ 23,518,671.64	\$ 22,878,387.58
	\$ 24,741,746.02	\$ 24,032,104.73

The accompanying notes are a part of these financial statements.

AUDITOR'S REPORT

Edmonton, Alberta, February 22, 1973

I have examined the Balance Sheet of the St. Mary River Irrigation District as at December 31, 1972, and the Statements of Irrigation Works and Contingencies Reserve, Cost Sharing Agreement Reserve, Capital Surplus and Revenue and Expenditure with supporting statements for the year then ended. My examination included a general review of the accounting procedures and such tests of accounting records and other supporting evidence as I considered necessary in the circumstances.

In my opinion, these financial statements present fairly the financial position of the St. Mary River Irrigation District as at December 31, 1972, and the results of its operations for the year then ended, in accordance with generally accepted accounting principles which, except for the change referred to in Note 8 to the financial statements, have been applied on a basis consistent with that of the preceding year.

DOUGLAS W. ROGERS, C.A.

Deputy Provincial Auditor.

GOVERNMENT OF THE PROVINCE OF ALBERTA  
ST. MARY RIVER IRRIGATION DISTRICT  
STATEMENT OF IRRIGATION WORKS AND CONTINGENCIES RESERVE  
FOR THE YEAR ENDED DECEMBER 31, 1972  
(with comparative figures)

	1972	1971
Balance at beginning of year .....	\$ 663,144.69	\$ 629,263.01
Add:		
Provision for irrigation works and contingencies .....	\$ 120,052.60	\$ 31,115.89
Interest earnings .....	32,803.17	37,021.75
Proceeds from sale of irrigation works .....	27,836.54	21,552.87
Contributions re new parcels .....	20,530.41	10,355.30
Transfer from revenue surplus .....		27,099.24
	\$ 201,222.72	\$ 127,145.05
	\$ 864,367.41	\$ 756,408.06
Deduct:		
Irrigation works provided from reserve funds:		
Additions .....	\$ 4,356.80	\$ 15,175.59
Renewals .....	97,830.14	27,099.24
	\$ 102,186.94	\$ 42,274.83
Transfer to reserve in respect to cost sharing agreement .....	53,655.80	50,466.85
Permanent seepage damage on main canal .....	5,825.00	
Adjustment in respect to previous year's provision for irrigation works .....		521.69
	\$ 161,667.74	\$ 93,263.37
Balance at end of year .....	\$ 702,699.67	\$ 663,144.69

GOVERNMENT OF THE PROVINCE OF ALBERTA  
ST. MARY RIVER IRRIGATION DISTRICT  
STATEMENT OF COST SHARING AGREEMENT RESERVE  
FOR THE YEAR ENDED DECEMBER 31, 1972  
(with comparative figures)

	1972	1971
Balance at beginning of year .....	\$ 203,897.33	\$ 173,086.19
Add:		
Contributions under cost sharing agreement:		
Province of Alberta .....	\$ 329,600.00	\$ 310,010.70
Transfer from irrigation works and contingencies reserve .....	53,655.80	50,466.85
	\$ 383,255.80	\$ 360,477.55
	\$ 587,153.13	\$ 533,563.74
Deduct: Additions to irrigation works .....	423,408.20	329,666.41
Balance at end of year .....	\$ 163,744.93	\$ 203,897.33



STATEMENT No. 50

GOVERNMENT OF THE PROVINCE OF ALBERTA  
ST. MARY RIVER IRRIGATION DISTRICT  
STATEMENT OF CAPITAL SURPLUS  
FOR THE YEAR ENDED DECEMBER 31, 1972  
(with comparative figures)

	1972	1971
Balance at beginning of year .....	\$ 22,693,250.55	\$ 22,233,699.36
Add:		
Additions to irrigation works:		
Cost sharing agreement .....	\$ 423,408.20	\$ 329,666.41
Province of Alberta grants .....	140,204.06	122,430.27
Reserve funds .....	102,186.94	42,274.83
	\$ 665,799.20	\$ 494,371.51
	\$ 23,359,049.75	\$ 22,728,070.87
Deduct: Irrigation works written off .....	36,134.57	34,820.32
Balance at end of year .....	\$ 23,322,915.18	\$ 22,693,250.55

STATEMENT No. 51

GOVERNMENT OF THE PROVINCE OF ALBERTA  
ST. MARY RIVER IRRIGATION DISTRICT  
STATEMENT OF REVENUE AND EXPENDITURE  
FOR THE YEAR ENDED DECEMBER 31, 1972  
(with comparative figures)

REVENUE		
	1972	1971
Water earnings:		
Irrigation rates, net (Note 7) .....	\$ 648,480.53	\$ 613,397.01
Water supply rentals (Note 7) .....	84,376.30	88,886.31
Sale of excess and domestic water .....	26,079.90	25,684.50
	\$ 758,936.73	\$ 727,967.82
Penalties .....	19,607.53	21,820.57
	\$ 778,544.26	\$ 749,788.39
Lease revenue .....	6,955.30	7,700.31
Miscellaneous .....	2,398.85	956.85
	\$ 787,898.41	\$ 758,445.55
EXPENDITURE		
Water supply charge, Government of Canada .....	\$ 85,966.75	\$ 97,981.00
Maintenance and operation expense, Statement No. 52 .....	440,746.62	460,124.22
Administration and general expense, Statement No. 53 .....	131,504.86	126,501.28
Provision for irrigation works and contingencies .....	120,052.60	31,115.89
Seepage damage .....		1,000.00
	\$ 778,270.83	\$ 716,722.39
Surplus for the year .....	\$ 9,627.58	\$ 41,723.16

GOVERNMENT OF THE PROVINCE OF ALBERTA  
ST. MARY RIVER IRRIGATION DISTRICT  
STATEMENT OF MAINTENANCE AND OPERATION EXPENSE BY UNITS  
FOR THE YEAR ENDED DECEMBER 31, 1972  
(with comparative figures)

	Main Canal to Horsefly Reservoir	Lethbridge- Coaldale	Main Canal Water Users	Eastern	1972 Total	1971 Total
Salaries and wages .....	\$ 17,274.34	\$ 75,000.87	\$ 3,611.65	\$173,412.46	\$269,299.32	\$253,289.95
Materials and supplies .....	12,811.48	27,190.97	40.32	15,616.68	55,659.45	49,617.83
Depreciation on equipment .....	724.03	10,854.93	241.35	20,833.93	32,654.24	33,648.29
Equipment rental .....	5,811.28	15,979.47	907.32	5,087.65	27,785.72	80,922.87
Automobiles and trucks .....	997.76	10,489.60	357.96	15,718.37	27,563.69	25,577.00
Power machinery .....		9,601.13		12,116.07	21,717.20	20,309.40
Weed and willow control .....	1,818.50	3,485.50	235.00	6,502.81	12,041.81	11,078.65
Drainage pumps .....				3,747.14	3,747.14	3,722.57
Equipment .....	7.86	1,471.33		2,117.78	3,596.97	3,839.30
Insurance .....	209.09	629.75		1,928.50	2,767.34	2,610.47
Telephone .....	345.76	594.91		1,753.32	2,693.99	2,527.05
Easement rental .....		17.80	26.56	960.40	1,004.76	1,013.56
Water damage .....						1,984.96
Miscellaneous .....	250.00	162.53		394.96	807.49	843.50
Buildings, net .....	(403.23)	259.42		(5,399.94)	(5,543.75)	(10,493.61)
Rental of equipment .....		(14,662.95)		(385.80)	(15,048.75)	(20,367.57)
	\$ 39,846.87	\$141,075.26	\$ 5,420.16	\$254,404.33	\$440,746.62	\$460,124.22

GOVERNMENT OF THE PROVINCE OF ALBERTA  
ST. MARY RIVER IRRIGATION DISTRICT  
STATEMENT OF ADMINISTRATION AND GENERAL EXPENSE  
FOR THE YEAR ENDED DECEMBER 31, 1972  
(with comparative figures)

	1972	1971
Salaries .....	\$ 66,678.47	\$ 60,566.46
Pension plan contributions .....	17,293.94	16,460.17
Interest and bank charges .....	10,225.94	15,404.37
Workmen's Compensation Board assessment and unemployment insurance .....	6,332.20	5,691.73
Board of Directors' fees and expenses .....	5,795.35	3,550.37
Administration building .....	4,226.00	4,045.59
Travelling, including automobile expense .....	3,777.85	2,854.59
Depreciation on equipment .....	3,345.58	3,286.95
Staff medical plan .....	2,385.48	2,442.35
Association fees .....	2,336.84	2,228.29
Telephone .....	2,066.18	1,964.65
Audit fee .....	1,500.00	1,500.00
Stationery, printing and office supplies .....	1,373.26	1,702.00
Equipment .....	1,036.60	1,062.85
Postage .....	1,002.04	552.19
Engineering .....	669.97	788.61
Legal fees and expenses .....	591.89	766.59
Land titles fees .....	358.60	643.81
Advertising .....	213.38	164.23
Consultant's fees .....		629.24
Miscellaneous .....	295.29	196.21
	\$ 131,504.86	\$ 126,501.21



GOVERNMENT OF THE PROVINCE OF ALBERTA  
ST. MARY RIVER IRRIGATION DISTRICT  
ANALYSIS OF REVENUE AND EXPENDITURE BY UNITS  
FOR THE YEAR ENDED DECEMBER 31, 1972  
(with comparative figures)

	Main Canal to Horsely Reservoir	Main Canal Water Users	Lethbridge- Coaldale	Magrath Irrigation District	Raymond Irrigation District	Taber Irrigation District	Eastern	1972 Total	1971 Total
Direct revenue:									
Water rates, rentals and agreements	\$	\$ 49,150.81	\$242,431.41	\$ 3,301.00	\$ 12,304.39	\$ 42,480.40	\$409,268.72	\$758,036.73	\$727,967.82
Lease revenue		3,483.50	1,896.08				1,575.72	6,955.30	7,700.31
	\$	\$ 52,634.31	\$244,327.49	\$ 3,301.00	\$ 12,304.39	\$ 42,480.40	\$410,844.44	\$765,892.03	\$735,668.13
Direct expenditure:									
Water supply charge with adjustment for reservoir storage	\$ (8,281.50)	\$ 1,625.75	\$ 26,445.25	\$ 3,301.00	\$ 6,123.00	\$ 19,205.75	\$ 37,547.50	\$ 85,966.75	\$ 97,981.00
Maintenance and operation	39,846.87	5,420.16	141,075.26				254,404.33	440,746.62	460,124.22
Provision for irrigation works and contingencies		2,429.76	55,738.28		2,341.43	8,974.80	50,568.33	120,052.60	31,115.89
Seepage damage									1,000.00
	\$ 31,565.37	\$ 9,475.67	\$223,258.79	\$ 3,301.00	\$ 8,464.43	\$ 28,180.55	\$342,520.16	\$646,765.97	\$590,221.11
Excess of direct revenue over direct expenditure	\$ (31,565.37)	\$ 43,158.64	\$ 21,068.70	\$	\$ 3,839.96	\$ 14,299.85	\$ 68,324.28	\$119,126.06	\$145,447.02
Indirect expenditures, net, consist of administration expenses less revenue from penalties and miscellaneous	\$	\$	\$	\$	\$	\$	\$	\$109,498.48	\$103,723.86
The indirect expenditures have been distributed as follows:									
10% on basis of acre feet of water	8,909.55	1,211.91	31,543.69		737.20	2,312.33	4,520.63		
90% in proportion of maintenance and operation expense	\$ 8,909.55	\$ 1,407.65	\$ 34,727.64	\$	\$ 737.20	\$ 2,312.33	56,883.48	\$109,498.48	\$103,723.86
Net revenue (expenditure)	\$ (40,474.92)	\$ 41,750.99	\$ (13,658.94)	\$	\$ 3,102.76	\$ 11,987.52	\$ 6,920.17	\$ 9,627.58	\$ 41,723.16
Main canal net expenditure apportioned in accordance with agreement	40,474.92	(1,152.33)	(12,727.54)		(2,170.97)	(8,481.53)	(15,942.55)		
Main canal water users net revenue apportioned on basis of acres to be irrigated		(40,598.66)	18,022.99				22,575.67		
Surplus (deficit) for the year			\$ (8,363.49)	\$	\$ 931.79	\$ 3,505.99	\$ 13,553.29	\$ 9,627.58	\$ 41,723.16

Cumulative Surplus by Units										
	\$	\$	\$	\$132,921.31 (8,363.49)	\$	(1,088.11)	\$ (2,793.98)	\$ 56,097.81	\$185,137.03	\$156,885.81
Cumulative surplus (deficit) at beginning of year						931.79	3,505.99	13,553.29	9,627.58	41,723.16
Surplus (deficit) for the year										
Serment of previous year's surplus/deficit as per agreement										
Sundry adjustments				172.75		1,088.11	2,793.98	3,882.09	3,689.68	1,604.27
Adjustment of water damage claims applicable to previous year						9.27	31.36	(3,103.62)	(2,890.24)	3,604.27
Transfer to irrigation works reserve, as per Board of Directors' resolution										8,333.35
										(27,099.24)
Cumulative surplus (deficit) at end of year				\$124,730.57		\$ 941.06	\$ 3,537.35	\$ 66,547.48	\$195,756.46	\$185,137.03

GOVERNMENT OF THE PROVINCE OF ALBERTA  
ST. MARY RIVER IRRIGATION DISTRICT  
NOTES TO THE FINANCIAL STATEMENTS

DECEMBER 31, 1972

NOTE 1 Inventories of materials and supplies were taken by officials of the District and certified as to quantities and values.

NOTE 2 Reserve funds accounts and agreements receivable represent the following:

1. The outstanding balances of the \$10.00 per acre, for each new acre to be irrigated, assessed as a contribution to capital assets of the District.
2. The balances owing on irrigation works sold and special construction for water users.

NOTE 3 Investments of the District are summarized hereunder:

<i>Particulars</i>	<i>Par Value</i>
Debentures:	
Government of Canada, direct and guaranteed .....	\$ 40,500.00
Provincial issues, direct and guaranteed .....	393,000.00
	<u>\$ 433,500.00</u>

NOTE 4 Irrigation works have been valued for Balance Sheet purposes at \$23,410,805.49, being the depreciated value of the system transferred by the Canadian Pacific Railway Company and the Alberta Railway and Irrigation Company less portion abandoned, with subsequent additions and betterments to the system recorded at cost.

NOTE 5 This liability represents work undertaken pursuant to the cost sharing agreement with the Province of Alberta. Subject to certification of unpaid progress estimates, as required by Section 8 of the Agreement, this liability will form a charge against the cost sharing agreement reserve and be paid from reserve funds. In addition the cost sharing agreement reserve is subject to a further charge in an estimated amount of \$83,000.00 in respect of uncompleted work under contract on a cost sharing project. See also Note 6.

NOTE 6 This reserve represents the unexpended balance of funds provided by the District and the Province of Alberta under a cost sharing agreement entered into for the purpose of rehabilitating irrigation works of the District. See also Note 5.

NOTE 7 Irrigation rates and water supply rentals consist of:

Irrigation rates:

113,250.9	acres at \$3.50 per acre .....	\$ 396,378.15
77,381.315	acres at \$2.50 per acre .....	193,453.34
2,441.04	acres subject to minimum charge per parcel .....	11,930.00
1,058.574	acres under commuted rates .....	4,238.13
10,440.5	acres at \$4.00 per acre, terminable .....	41,762.00
537	acres at \$3.00 per acre, terminable .....	1,611.00
<u>205,109.329</u>	acres .....	<u>\$ 649,372.62</u>
Less:		
Reclassification credits .....		892.09
		<u>\$ 648,480.53</u>

Water supply rentals:

Taber Irrigation District .....	\$ 42,480.40
Raymond Irrigation District .....	12,304.39
Magrath Irrigation District .....	3,301.00
Miscellaneous .....	26,290.51
	<u>\$ 84,376.30</u>

NOTE 8 Costs of lining canals with gravel, previously included in maintenance and operation expenses, have been shown in 1972 as irrigation works provided from reserve funds. Costs for the year ended December 31, 1972 totalled \$27,656.52.



## GOVERNMENT OF THE PROVINCE OF ALBERTA

## ATTORNEY GENERAL'S DEPARTMENT

STATEMENT OF LEGISLATIVE AND EXECUTIVE APPROPRIATIONS, EXPENDITURES AND UNEXPENDED BALANCES  
FOR THE YEAR ENDED MARCH 31, 1973

APPROPRIATIONS										
Payments for the year ended March 31, 1973	No. of Apprn.	Service	Legislative	Executive	Total	Expended	Unexpended	Over- expended	Remarks	
			\$	\$	\$	\$	\$	\$	\$	
INCOME ACCOUNT										
\$	40,295.87	1201.	Minister's Office .....	30,500.00	4,500.00	35,000.00	39,750.79	4,750.79	S.W. 30/72-73 O/C 1361/72	
		1202.	General Administration .....	2,305,370.00	38,630.00	2,344,000.00	2,041,793.75	302,206.25	S.W. 8/72-73	
2,044,837.96		1203.	Public Trustee .....	1,083,770.00		1,083,770.00	1,008,764.54	75,005.46		
1,016,646.77		1204.	Alberta Securities Commission .....	348,650.00		348,650.00	296,571.81	52,078.19		
294,370.77		1205.	Debtors' Assistance Board .....	149,080.00		149,080.00	135,939.44	13,140.56		
136,604.12		1206.	Law Libraries .....	78,220.00		78,220.00	87,333.43	9,113.43	O/C 368/73	
87,186.80		1207.	Incidental Justice .....	301,410.00		301,410.00	285,168.04	16,241.96		
302,430.25		1208.	Contingencies .....	75,560.00		75,560.00	75,526.94	33.06		
69,507.75		1209.	Staff Training .....	196,220.00		196,220.00	60,222.08	135,997.92		
270,836.61		1210.	Companies Branch .....	281,070.00		281,070.00	271,430.90	9,639.10		
261,168.80		1211.	Coroners .....	261,190.00		261,190.00	268,546.66	16,805.93	O/C 641/73	
219,223.58		1212.	Insurance Branch .....	239,860.00		239,860.00	235,860.00	25,000.00	O/C 1780/72	
25,000.00		1213.	Alberta Racing Commission .....	200,000.00		200,000.00	144,735.07	55,264.93		
144,088.07		1214.	Crimes Compensation Board .....	74,930.00		74,930.00	72,425.45	2,504.55		
72,441.36		1215.	Masters in Chambers .....							
1,473,759.73		1216.	Supreme and District Courts and Sheriff's Offices .....	1,518,040.00		1,518,040.00	1,444,735.75	73,304.25	S.W. 14/72-73	
901,341.88		1217.	Official Court Reporters .....	973,120.00	52,570.00	1,025,690.00	899,486.24	126,203.76		
78,888.98		1218.	Judges of the District Court .....	87,480.00		87,480.00	76,972.67	10,507.33		
2,185,493.92		1220.	Provincial Judges .....	2,365,050.00		2,365,050.00	2,183,070.64	181,979.36		
732,083.99		1225.	Agents of the Attorney General .....	775,130.00		775,130.00	765,665.06	9,464.94		
900,000.00		1226.	Public Defence .....	900,000.00		900,000.00	900,000.00			O/C 641/73
395,126.52		1227.	Witnesses, Jurors and Interpreters .....	398,320.00		398,320.00	409,672.92	29,957.47		
726,529.51		1232.	Land Titles Office, Calgary .....	1,127,070.00		1,127,070.00	1,126,753.13	75,458.00	O/C 520/73	
1,311,313.79		1233.	Land Titles Office, Edmonton .....	832,260.00		832,260.00	8,260,802.00	75,458.00		
7,626,705.09		1236.	Royal Canadian Mounted Police .....	54,890.00		54,890.00	8,260,802.00	27,748.79		
27,226.72		1238.	Police Commission and Training .....	1,728,650.00		1,728,650.00	1,582,459.49	146,190.51		
1,983,783.71		1241.	Probation .....	587,490.00		587,490.00	543,111.32	44,378.68		
1,241,305.86		1251.	Rehabilitation Branch .....	1,399,110.00		1,399,110.00	1,235,467.58	163,642.42		
1,841,610.25		1252.	Bowdoin Institution .....	2,026,030.00		2,026,030.00	1,836,598.04	189,431.96		
2,342,454.78		1253.	Calgary Correctional Institution .....							
		1254.	Fort Saskatchewan Correctional Institution .....	2,461,870.00		2,461,870.00	2,322,271.93	139,598.07		
882,757.43		1255.	Lethbridge Correctional Institution .....	957,270.00		957,270.00	881,100.67	76,169.33		
931,113.10		1256.	Peace River Correctional Institution .....	1,064,650.00		1,064,650.00	925,393.42	139,256.58		
\$	30,606,772.90	TOTAL:	Income Account .....	\$ 33,143,400.00	\$ 95,700.00	\$ 33,239,100.00	\$ 31,186,076.55	\$ 2,053,023.45	(Net)	

Certified correct,

DOUGLAS W. ROGERS, C.A.

Deputy Provincial Auditor.

GOVERNMENT OF THE PROVINCE OF ALBERTA  
ATTORNEY GENERAL'S DEPARTMENT  
EXPENDITURE CLASSIFIED BY APPROPRIATIONS AND CHARACTER  
FOR THE YEAR ENDED MARCH 31, 1973  
INCOME ACCOUNT

Service	1201 Minister's Office	1202 General Administration	1203 Public Trustee	1204 Alberta Securities Commission	1205 Debtors' Assistance Board	1206 Law Libraries	1207 Incidental Justice	1208 Contingencies	1209 Staff Training	1210 Companies Branch	1211 Coroners	1212 Insurance Branch	1213 Alberta Racing Commission	1214 Crimes Compensation Board	1215 Masters in Chambers	1216 Supreme and District Courts and Sheriff's Offices	1218 Official Court Reporters	1219 Judges of the District Court	1220 Provincial Judges	1225 Agents of the Attorney General	1226 Public Defence	1227 Witnesses, Jurors and Interpreters	1232 Land Titles Office, Calgary	
Advertising	\$	\$	\$	746.00	\$	\$	\$	\$	\$	\$	\$	2,006.93	\$	\$	\$	\$	\$	\$	\$	\$	\$	\$	\$	
Automobiles, trucks and mobile equipment, purchase	4,499.69																							
Automobiles, trucks and mobile equipment, expenses																								
Local expenses														3,374.20										
Compensation							2,345.00							105,829.40										
Contracts and agreements								206.18																
Entertainment expenses	180.85	156.75																						
Fees and commissions	509.88	108,735.54	3,224.34	5,358.30	109.50	258.00	40,927.96	40,928.52	5,645.20		184,135.97	33,785.93		28,489.12		3,110.15	46,141.40	54,530.22	126,872.73	278,837.30		282,081.48	2,160.00	
Freight, express and cartage		4,100.38						17,540.54			26,618.88					445.65	126.44	200.03						
Furnishings, equipment and tools		53,007.06	1,320.62		613.90				686.00	3,085.88	607.81					9,010.09	18,918.00	6,307.51		1,823.43				
Grants, prizes		184,733.73					234,658.43						25,000.00	1,250.00		247.25				900,000.00				
Hospitalization														1,365.50										
Insurance		881.08																						
Materials and supplies, administrative	1,046.31	101,526.57	15,550.24	6,352.52	3,501.95	38,982.45	132.15	231.08	534.33	18,175.45	1,909.86	9,438.60		1,775.02	265.75	32,553.94	22,314.96	5,650.29	42,760.22	4,785.49			15,992.72	
Materials and supplies, construction																								
Miscellaneous expenses	67.04		64.07	3.00		100.78	196.23		11.20	80.10		29.15		85.00	16.00	58.14		52.25	71.00	89.85		129.21	10.35	
Postage	454.69	18,856.76	12,451.47	1,832.31	12,806.25	368.40				13,878.58	2,451.31	773.44				31,908.69	842.13	1,508.00	17,590.08	886.55		10,701.16		
Repairs and maintenance of furnishings, equipment and tools		41,182.72	14,505.25	3,872.31			257.67	194.90	224.10	4,422.88	10,006.50	1,437.45				54,863.42	47,957.51		32,247.73	13,003.26		13,316.36		
Repairs and maintenance of office machines		442.17																						
Salaries		19,729.39	5,945.56	856.96	768.39					765.81	205.42	404.96			106.67	6,135.01	12,477.25	334.82	8,611.45	369.41		979.71		
Travel	29,613.99	1,393,526.00	951,737.56	264,011.83	114,883.38	45,436.10				225,940.61	30,017.07	161,136.69			71,190.52	1,277,628.35	727,187.18		1,835,451.28	424,397.23		673,346.27	1,000.00	
Telephone and telegraph																								
Transportation	1,498.67	22,976.60	715.92	5,702.02	912.43			512.57		1,357.10	701.30	2,819.66			120.70	20,765.16	1,366.09	14,450.64	11,319.75	8,555.46		6,702.31		
Traveling expenses of other than public servants														223.19										
Traveling expenses of public servants	1,879.67	9,211.40	38,598.63	7,411.33	1,628.69	855.05	4,360.94	5,645.95	51,959.37	333.10	10,736.11	2,789.19		2,343.64				446.45	10,932.66	12,117.24	127,149.19	759.80		
Wages		1,105.12	2,148.33	425.23	240.50	1,332.65	2,289.66	6,267.20	1,161.88		340.72	4,592.51			118.00	5,376.49	21,761.32		79,350.05		313.04			
		43,904.93	220.10		474.45					3,391.39	815.71	3,839.56				2,880.66	146.71		11,356.15	5,260.34			3,143.85	
TOTAL: Income Account	\$ 39,750.79	\$ 2,041,793.75	\$ 1,008,764.54	\$ 296,571.81	\$ 135,939.44	\$ 87,333.43	\$ 285,168.04	\$ 75,526.94	\$ 60,222.08	\$ 271,430.90	\$ 268,546.66	\$ 223,054.07	\$ 25,000.00	\$ 144,735.07	\$ 72,425.45	\$ 1,444,735.75	\$ 899,486.24	\$ 76,972.67	\$ 2,183,070.64	\$ 765,665.06	\$ 900,000.00	\$ 409,672.92	\$ 727,112.53	\$ 1,000.00

1227 Witnesses, Jurors and Interpreters	1232 Land Titles Office, Calgary	1233 Land Titles Office, Edmonton	1236 Royal Canadian Mounted Police	1238 Police Commission and Training	1244 Probation Branch	1251 Belmont Rehabilitation Branch	1252 Bowden Institution	1253 Calgary Correctional Institution	1254 Fort Saskatchewan Correctional Institution	1255 Lethbridge Correctional Institution	1256 Peace River Correctional Institution	Totals
\$	\$	\$	\$	\$	\$	\$	\$	\$	\$	\$	\$	\$
282,081.48	2,160.00	529.00	142,674.97	306.10	3,222.25	9,225.69	19,063.79	31,621.89	26,490.31	20,505.14	17,598.15	1,529,889.20
129.21	15,992.72	37,140.07	21,804.75	750.00	1,309.35	364.75	904.12	876.55	226.80	406.55	1,278.85	54,440.19
10,701.16	10.35	29.20	15.00	607.81	3,523.91	716.29	1,456.56	1,994.29	1,410.82	2,476.11	1,346,389.41	1,346,389.41
13,316.36	27,677.39	161,463.80	389.00	536.23	500.00	201.85	405.00	2,224.00	258.00	217.25	4,858.75	4,858.75
	979.71	2,374.82	21,804.75	536.23	11,989.86	52,987.22	131,489.56	367,071.69	552,277.46	112,252.44	119,614.47	1,730,643.65
	673,346.27	1,034,262.86	15.00	29.40	39.06	77.41	12,364.65	2,893.89	5,800.53	1,102.46	1,964.40	24,346.42
	6,702.31	9,041.36	127,868.92	136.16	12,482.29	481.80	2,873.63	1,963.47	2,212.34	1,475.56	3,748.88	134,410.07
127,149.19	759.80	404.50		868.00	183.13		350.59	1,029.23	1,197.00	384.00		193,114.25
313.04	3,143.85	341.61		474.11	122,446.69	180.00			297.86	55.50	477.50	367,238.44
					8,857.55				1,616.81		3,058.37	2,507.50
\$ 409,672.92	\$ 727,112.53	\$ 1,128,752.11	\$ 8,260,802.00	\$ 27,141.21	\$ 1,582,459.49	\$ 543,111.32	\$ 1,235,467.58	\$ 1,836,598.04	\$ 2,322,271.93	\$ 881,100.67	\$ 925,393.42	\$ 31,186,076.55





GOVERNMENT OF THE PROVINCE OF ALBERTA  
ATTORNEY GENERAL'S DEPARTMENT  
CASH COLLECTED ON INCOME ACCOUNT  
FOR THE YEAR ENDED MARCH 31, 1973

STATEMENT No. 57

	Actual	Estimates	In Excess of Estimates	Less than Estimates
Alberta Securities Commission .....	\$ 162,974.70	\$ 150,000.00	\$ 12,974.70	\$ .....
Authentication of documents .....	1,341.00	.....	1,341.00	.....
Belmont rehabilitation centre:				
Farm .....	2,857.36	2,000.00	857.36	.....
Services and supplies to staff .....	2,844.19	2,000.00	844.19	.....
Miscellaneous .....	.....	500.00	.....	500.00
Bowden institution:				
Farm .....	4,654.49	600.00	4,054.49	.....
Maintenance of prisoners .....	.....	3,600.00	.....	3,600.00
Services and supplies to staff .....	6,129.75	1,600.00	4,529.75	.....
Miscellaneous .....	5,774.90	200.00	5,574.90	.....
Central registry:				
Assurance fund .....	76,116.00	68,500.00	7,616.00	.....
Registration fees .....	108,073.60	120,000.00	.....	11,926.40
Clerks of Court Act .....	986,333.51	876,000.00	110,333.51	.....
Collection agencies licensing fees .....	7,464.00	800.00	6,664.00	.....
Commissioners for Oaths Act .....	46,473.00	42,000.00	4,473.00	.....
Companies branch:				
Alberta companies .....	566,570.17	560,000.00	6,570.17	.....
Extra provincial companies .....	112,688.09	95,400.00	17,288.09	.....
Extracts, searches, etc. ....	95,983.55	77,000.00	18,983.55	.....
Miscellaneous registrations .....	3,835.00	2,600.00	1,235.00	.....
Confiscated money and sale of confiscated goods .....	1,789.11	2,400.00	.....	610.89
Debtors' Assistance Act .....	1,521.74	50.00	1,471.74	.....
Estreated bail .....	16,369.75	32,000.00	.....	15,630.25
Forfeited appeal costs .....	218.85	160.00	58.85	.....
Insurance branch:				
Agents' license fees .....	81,555.80	88,000.00	.....	6,444.20
Companies' license fees .....	147,610.00	144,000.00	3,610.00	.....
Real estate agents' license fees .....	27,811.00	22,000.00	5,811.00	.....
Miscellaneous .....	6,429.15	10,000.00	.....	3,570.85
Land Titles Act:				
Assurance fund .....	1,385,088.99	900,000.00	485,088.99	.....
Registration fees, etc. ....	3,939,484.90	2,800,000.00	1,139,484.90	.....
Miscellaneous .....	44,080.00	24,000.00	20,080.00	.....
Notaries Public Act .....	1,540.00	1,800.00	.....	260.00
Orderly payment of debts .....	15,132.41	16,000.00	.....	867.59
Outstanding cheques .....	2,051.68	500.00	1,551.68	.....
Police costs .....	171.25	500.00	.....	328.75
Private Investigators and Security Guards Act .....	27,780.00	12,000.00	15,780.00	.....
Probation branch .....	69,685.00	64,000.00	5,685.00	.....
Provincial Correctional Institution, Calgary:				
Maintenance of prisoners .....	2,020.00	6,000.00	.....	3,980.00
Services and supplies to staff .....	3,772.00	5,000.00	.....	1,228.00
Miscellaneous .....	823.66	1,000.00	.....	176.34
Provincial Correctional Institution, Fort Saskatchewan:				
Farm .....	1,908.89	2,500.00	.....	591.11
Maintenance of prisoners .....	1,405.00	2,000.00	.....	595.00
Sale of licence plates .....	367,568.40	274,600.00	92,968.40	.....
Services and supplies to staff .....	885.00	1,500.00	.....	615.00
Miscellaneous .....	1,064.29	1,400.00	.....	335.71
Provincial Correctional Institution, Lethbridge:				
Farm .....	5,522.50	27,000.00	.....	21,477.50
Services and supplies to staff .....	1,286.75	2,000.00	.....	713.25
Miscellaneous .....	561.36	1,000.00	.....	438.64
Provincial Correctional Institution, Peace River:				
Farm .....	174.52	300.00	.....	125.48
Maintenance of prisoners .....	22,562.65	8,500.00	14,062.65	.....
Services and supplies to staff .....	3,340.50	3,500.00	.....	159.50
Miscellaneous .....	1,263.02	1,700.00	.....	436.98
Provincial Judges and Justices Act .....	225,485.27	300,000.00	.....	74,514.73
Public Trustee Act:				
Consolidated fund and special reserve fund fees .....	60,000.00	60,000.00	.....	.....
Fees and earnings .....	685,895.09	600,000.00	85,895.09	.....
Unclaimed balances of estates .....	57,141.16	36,000.00	21,141.16	.....
Racing Commission fees .....	2,139.05	.....	2,139.05	.....
Reimbursement of salaries .....	11,029.63	.....	11,029.63	.....
Sheriffs' Act .....	170,532.44	180,000.00	.....	9,467.56
Solicitors' earnings and reimbursements .....	39,668.87	32,000.00	7,668.87	.....

(Continued on Page 134)

STATEMENT No. 57—Continued  
 INCOME ACCOUNT—Continued

	Actual	Estimates	In Excess of Estimates	Less than Estimates
Statute fines:				
Government of Canada .....	2,163,372.51	1,800,000.00	363,372.51	
Provincial .....	2,322,883.75	2,000,000.00	322,883.75	
Succession Duties Act .....	683.33	1,000.00		316.67
Unclaimed suitors' money .....	3,637.85	6,000.00		2,362.15
Witness fees .....	7,789.35	9,600.00		1,810.65
<b>TOTAL: Income Account</b> .....	<b>\$14,122,849.78</b>	<b>\$11,482,810.00</b>	<b>\$2,640,039.78</b>	<b>(Net)</b>

Certified correct,

DOUGLAS W. ROGERS, C.A.

Deputy Provincial Auditor.



STATEMENT No. 58

## GOVERNMENT OF THE PROVINCE OF ALBERTA

EXPENDITURE OF SUPREME AND DISTRICT COURTS AND  
SHERIFF'S OFFICES

FOR THE YEAR ENDED MARCH 31, 1973

	Salaries	Expenses	Total
Calgary	\$ 423,243.13	\$ 46,073.94	\$ 469,317.07
Drumheller	20,230.78	2,511.03	22,741.81
Edmonton	454,374.92	47,650.64	502,025.56
Fort Macleod	24,080.19	7,940.02	32,020.21
Grande Prairie	44,246.07	9,995.81	54,241.88
Hanna	18,281.11	2,035.55	20,316.66
Lethbridge	62,365.49	12,496.71	74,862.20
Medicine Hat	39,684.00	4,212.68	43,896.68
Peace River	42,318.91	8,445.59	50,764.50
Red Deer	62,570.00	13,252.99	75,822.99
Vegreville	41,702.72	4,130.52	45,833.24
Wetaskiwin	44,531.03	8,361.92	52,892.95
	<u>\$1,277,628.35</u>	<u>\$ 167,107.40</u>	
Supreme and District Courts and Sheriff's Offices, Appropriation 1216			<u>\$1,444,735.75</u>

GOVERNMENT OF THE PROVINCE OF ALBERTA  
ALBERTA LIQUOR CONTROL BOARD  
BALANCE SHEET AS AT MARCH 31, 1973  
(with comparative figures)

ASSETS

	1973	1972
Cash on hand, in banks and treasury branches .....	\$ 80,933.12	\$ 1,278,728.86
Accounts receivable .....	112,578.45	99,146.25
Inventories (Note 2) .....	9,121,615.65	7,007,351.09
Prepaid expenses .....	112,561.31	118,550.63
Deposit, Workmen's Compensation Board .....	10,000.00	10,000.00
Fixed assets (Note 3) .....	10,412,565.29	9,867,923.99
	<u>\$ 19,850,253.82</u>	<u>\$ 18,381,700.82</u>

LIABILITIES

Accounts payable (Note 2) .....	\$ 7,131,799.29	\$ 7,340,105.89
Unearned revenue .....	445,448.98	397,302.00
Appropriation of profits for capital account and reserve fund, Section 26 of The Liquor Control Act .....	10,251,530.60	10,251,530.60
	<u>\$ 17,828,778.87</u>	<u>\$ 17,988,938.49</u>
Provincial Treasurer:		
Net income for the year .....	\$ 73,799,173.98	\$ 64,492,762.33
Add: Income under-remitted at beginning of period .....	392,762.33	8,783.57
	<u>\$ 74,191,936.31</u>	<u>\$ 64,501,545.90</u>
Deduct:		
Remittances during the year and amounts transferred under Section 26 of The Liquor Control Act .....	72,170,461.36	64,108,783.57
	<u>\$ 2,021,474.95</u>	<u>\$ 392,762.33</u>
	<u>\$ 19,850,253.82</u>	<u>\$ 18,381,700.82</u>

The accompanying notes are part of these financial statements.

AUDITOR'S REPORT

Edmonton, Alberta, August 14, 1973

I have examined the Balance Sheet of The Alberta Liquor Control Board as at March 31, 1973 and the Statements of Profit and Loss, Cost of Goods Sold—Liquor, Cost of Goods Sold—Beer, Administration and General and Warehouse Expense and License Expense for the year then ended. My examination included a general review of the accounting procedures and such tests of accounting records and other supporting evidence as I considered necessary in the circumstances.

In my opinion these financial statements present fairly the financial position of the Board as at March 31, 1973 and the results of its operations for the year then ended, in accordance with generally accepted accounting principles applied on a basis consistent with that of the preceding year.

DOUGLAS W. ROGERS, C.A.

*Deputy Provincial Auditor.*

STATEMENT No. 60

GOVERNMENT OF THE PROVINCE OF ALBERTA  
ALBERTA LIQUOR CONTROL BOARD  
STATEMENT OF PROFIT AND LOSS  
FOR THE YEAR ENDED MARCH 31, 1973  
(with comparative figures)

	1973	1972
Sales:		
Liquor .....	\$129,817,273.18	\$107,810,982.08
Beer .....	73,698,932.51	71,142,043.59
	<u>\$203,516,205.69</u>	<u>\$178,953,025.67</u>
Deduct: Cost of goods sold:		
Liquor, Statement No. 61 .....	\$ 65,558,552.88	\$ 55,130,300.42
Beer, Statement No. 62 .....	52,741,440.93	50,327,888.15
	<u>\$118,299,993.81</u>	<u>\$105,458,188.57</u>
Gross profit on sales .....	<u>\$ 85,216,211.88</u>	<u>\$ 73,494,837.10</u>
Deduct: Operating expenses, Statement No. 65:		
Salaries .....	\$ 7,478,389.32	\$ 6,361,160.81
Property expense, rent and business taxes .....	1,360,699.29	1,235,214.03
Stationery and supplies .....	410,476.03	374,625.56
Furniture and equipment, purchases and maintenance .....	375,156.12	208,458.13
Freight, cartage and express .....	341,727.22	297,486.42
Insurance and armoured car service .....	76,431.18	82,591.81
Telephone, telegraph and postage .....	34,370.59	30,860.08
Travelling, breakage and miscellaneous .....	96,608.54	61,969.76
	<u>\$ 10,173,858.29</u>	<u>\$ 8,652,366.60</u>
Warehouse, administration and general, Statement No. 63 .....	3,219,286.81	2,875,217.14
	<u>\$ 13,393,145.10</u>	<u>\$ 11,527,583.74</u>
Net profit on sales, Statement No. 66 .....	<u>\$ 71,823,066.78</u>	<u>\$ 61,967,253.36</u>
Add: Special income:		
License fees, net (Note 4) .....	\$ 2,428,479.11	\$ 1,996,773.78
Permit revenue, net (Note 5) .....	140,290.47	133,526.58
Identification card sales .....	16,083.00	24,220.50
Sundry revenue, net .....	85,390.13	110,305.28
	<u>\$ 2,670,242.71</u>	<u>\$ 2,264,826.14</u>
Net operating profit .....	<u>\$ 74,493,309.49</u>	<u>\$ 64,232,079.50</u>
Deduct: Non-operating expense:		
Environmental (Note 6) .....	\$ 529,322.18	\$ .....
Interest, net .....	151,097.87	(338,041.55)
Local option plebiscites .....	9,436.58	11,484.77
Capitalized value of non-contributory pensions awarded .....	4,278.88	65,873.95
	<u>\$ 694,135.51</u>	<u>\$ (260,682.83)</u>
Net income for the year .....	<u><u>\$ 73,799,173.98</u></u>	<u><u>\$ 64,492,762.33</u></u>

STATEMENT No. 61

GOVERNMENT OF THE PROVINCE OF ALBERTA  
ALBERTA LIQUOR CONTROL BOARD  
STATEMENT OF COST OF GOODS SOLD—LIQUOR  
FOR THE YEAR ENDED MARCH 31, 1973  
(with comparative figures)

	1973	1972
Inventory at beginning of year .....	\$ 5,544,607.21	\$ 4,749,099.46
Add:		
Purchases .....	28,166,149.61	22,520,155.99
Duty and sales tax .....	36,621,934.85	31,200,267.31
Inward freight .....	2,298,239.00	2,249,270.08
Comprehensive insurance .....	43,027.53	36,669.68
	<u>\$ 72,673,958.20</u>	<u>\$ 60,755,462.52</u>
Deduct:		
Claims .....	\$ 47,871.64	\$ 51,878.53
Breakage .....	38,379.92	28,676.36
	<u>\$ 86,251.56</u>	<u>\$ 80,554.89</u>
	<u>\$ 72,587,706.64</u>	<u>\$ 60,674,907.63</u>
Deduct:		
Inventory at end of year .....	7,029,153.76	5,544,607.21
Cost of goods sold for the year .....	<u>\$ 65,558,552.88</u>	<u>\$ 55,130,300.42</u>

STATEMENT No. 62

GOVERNMENT OF THE PROVINCE OF ALBERTA  
ALBERTA LIQUOR CONTROL BOARD  
STATEMENT OF COST OF GOODS SOLD—BEER  
FOR THE YEAR ENDED MARCH 31, 1973  
(with comparative figures)

	1973	1972
Inventory at beginning of year .....	\$ 1,323,786.01	\$ 1,156,055.07
Add:		
Purchases .....	51,699,865.90	50,246,413.02
Duty and sales tax on imported beer .....	96,374.72	115,017.15
Inward freight on imported beer .....	104,294.44	103,086.28
Comprehensive insurance .....	32,639.70	31,102.64
	<u>\$ 53,256,960.77</u>	<u>\$ 51,651,674.16</u>
Deduct:		
Inventory at end of year .....	515,519.84	1,323,786.01
Cost of goods sold for the year .....	<u>\$ 52,741,440.93</u>	<u>\$ 50,327,888.15</u>

STATEMENT No. 63

## GOVERNMENT OF THE PROVINCE OF ALBERTA

## ALBERTA LIQUOR CONTROL BOARD

STATEMENT OF ADMINISTRATION AND GENERAL,  
AND WAREHOUSE EXPENSE

FOR THE YEAR ENDED MARCH 31, 1973

(with comparative figures)

## ADMINISTRATION AND GENERAL EXPENSE

	1973	1972
Salaries .....	\$ 947,094.24	\$ 859,060.86
Pension contributions .....	429,808.14	390,992.20
Equipment rentals .....	140,728.43	129,240.24
Property expense, rent and business taxes .....	83,745.20	57,840.91
Medical and hospital insurance .....	73,599.08	71,530.53
Group insurance .....	61,455.57	75,896.53
Unemployment insurance .....	49,533.73	8,486.59
Printing, stationery and supplies .....	43,598.37	41,579.89
Depreciation, furniture and equipment .....	39,395.74	15,454.94
Travelling .....	38,377.58	33,200.53
Identification cards, cameras and supplies .....	27,416.90	43,976.41
Telephone and telegraph .....	23,828.40	12,657.92
Postage .....	23,555.51	18,114.26
Dues and subscriptions .....	19,227.96	10,998.47
Stock destroyed .....	16,138.17	13,565.24
Staff transfer moving expense .....	12,969.27	15,065.73
Audit fee .....	8,600.00	8,200.00
Analysis .....	7,253.92	4,995.09
Cafeteria expense .....	5,809.51	5,181.36
Light, water and fuel .....	5,018.70	4,836.87
Maintenance of equipment .....	4,688.38	2,908.32
Insurance .....	3,857.60	3,525.15
Legal fees .....	1,346.15	690.10
Staff training .....	990.15	8,282.53
Housing subsidies .....	240.00	14,458.43
Miscellaneous .....	31,874.59	33,054.66
	<hr/>	<hr/>
Deduct: 5% transferred to license expense .....	\$ 2,100,151.29	\$ 1,883,793.76
	105,655.57	94,189.69
	<hr/>	<hr/>
	\$ 1,994,495.72	\$ 1,789,604.07

## WAREHOUSE EXPENSE

	1973	1972
Salaries .....	\$ 679,638.01	\$ 654,920.73
Property expense, rent and business taxes .....	402,774.85	316,141.67
Depreciation, furniture and equipment .....	66,399.00	20,571.84
Light, water and fuel .....	45,292.03	44,543.05
Maintenance of equipment .....	19,362.58	16,959.95
Supplies .....	8,027.80	5,951.66
Telephone, telegraph and postage .....	7,165.26	5,442.16
Maintenance and janitor supplies .....	6,737.00	6,065.90
Insurance .....	5,784.48	4,556.86
Breakage .....	4,262.23	2,689.66
Freight, cartage and express .....	4,163.06	643.90
Customs locker fees .....	2,506.00	5,169.00
Equipment rental .....	35.75	27.00
Miscellaneous .....	3,548.48	1,929.69
	<hr/>	<hr/>
Deduct: Recovery of warehouse costs .....	\$ 1,255,696.53	\$ 1,085,613.07
	30,905.44	
	<hr/>	<hr/>
	\$ 1,224,791.09	\$ 1,085,613.07
	<hr/>	<hr/>
	\$ 3,219,286.81	\$ 2,875,217.14

GOVERNMENT OF THE PROVINCE OF ALBERTA  
ALBERTA LIQUOR CONTROL BOARD  
STATEMENT OF LICENSE EXPENSE  
FOR THE YEAR ENDED MARCH 31, 1973  
(with comparative figures)

	1973	1972
Salaries .....	\$ 436,619.39	\$ 373,593.30
Travelling .....	66,562.72	56,962.38
Property expense and rent .....	8,818.01	8,396.96
Printing, stationery and supplies .....	8,785.40	9,980.97
Telephone, telegraph and postage .....	5,718.67	5,057.89
Staff transfer moving expense .....	3,031.02	3,236.38
Depreciation, furniture and equipment .....	2,734.10	4,704.85
Maintenance of equipment .....	882.05	597.81
Staff training .....	827.71	1,667.99
Insurance .....	35.94	38.29
Miscellaneous .....	2,349.20	1,524.52
	<u>\$ 536,364.21</u>	<u>\$ 465,761.34</u>
Add: 5% of administration and general expense .....	105,655.57	94,189.69
	<u><u>\$ 642,019.78</u></u>	<u><u>\$ 559,951.03</u></u>



## GOVERNMENT OF THE PROVINCE OF ALBERTA

## EXECUTIVE COUNCIL

## EXPENDITURE CLASSIFIED BY APPROPRIATIONS AND CHARACTER

FOR THE YEAR ENDED MARCH 31, 1972

## INCOME ACCOUNT

1409 The Northern Alberta Development Council	1410 Women's Cultural and Information Bureau	1420 Personnel Administration Office	1421 The Public Service Pension Act	1422 Retiring Gratuity, Civil Servants	1423 Members of the Legislative Assembly Pension Act	1424 Local Authorities Pension Act	1425 Public Service Pension Board	1443 Ministerial Assistants	1445 Revisionary Conservation Authority	1450 Human Resources Research Council	1461 Human Resources Development Authority	1462 Alberta Advisory Council	1463 Community Development Branch	1464 Lesser Slave Lake Projects	1465 Human Resources Development Projects	S.W. 9, 1971-72 Grant to Hanco Manufacturing Ltd.	Totals
\$	\$	\$	\$	\$	\$	\$	\$	\$	\$	\$	\$	\$	\$	\$	\$	\$	\$
	2,512.08	55,124.21								371.21				1,588.48			109,925.33
													19,277.73	1,338.94			25,070.06
										149.28			125.64	24,380.12	1,575.89		29,256.72
										2,282.17				1,409,434.31	152.50		1,409,586.81
7,000.50	334.10	1,035.41					10,965.00	2,700.60		163,381.11	24,459.21	100.50	19,237.06	282,786.93	6,918.40		12,259.95
	830.30	17,307.79								5,372.57			111.57	3,337.49	853.62		1,435,843.67
		1,815.53						1,282.05		5,223.72			610.21	20,748.97	141.23		22,659.10
		3,677.68					9,218.32				13,927.91		334,217.10	155,321.85	938,341.94	100,000.00	1,421,704.74
		214.00								2,985.52				836.65			3,823.17
176.55	4,590.56	33,493.30					24,107.85	558.83	127.54	45,876.87	848.99	124.77	1,088.25	85,139.62	32,838.27		117,977.89
42.71	235.57	21.24					18.00	141.89	137.95	85.61	85.35		500.36	119,526.76	15,807.27		344,090.90
345.00	752.53	7,544.25	8,419,509.67	2,050.00	200,100.55	3,303,689.41	4,368.56			17,864.50	517.06	245.86	9,944.78	9,944.78	471.16		11,647.30
	200.00	7,591.59					8,856.39	1,870.20		29,533.92	1,260.90		13.50	984.58	192.50		5,020.29
		271.97												513.49	665.49		11,938,214.13
													14,681.45	116,114.04	13,721.77		25,097.09
													285.85	2,421.29	1,034.04		367,993.44
																	4,013.15
2,732.58	16,713.09	581,279.61					2,175.95			1,659.51	131.93		226.96	326.43	1,246.84		9,720.71
							256,308.30	2,483.86	106,969.12	449,239.88	90,776.98	31,830.00	199,611.99	159,258.75	258,588.66		2,309,835.85
199.70	180.29	8,116.40					489.53	1,052.84	148,000.00	6,141.66	1,748.25	251.97	4,562.28	8,809.28	14,821.88		2,553,200.00
														1,353.08			70,765.45
189.00		4,568.95															1,393.08
1,000.00	315.87	29,733.02						23,307.53	378.45	14,238.65	4,834.94		19,773.90	37,184.69	8,062.70		166,118.24
		3,840.37							455.26	24,243.58	5,069.98	2,438.90	45,443.75	73,811.81	62,185.57		331,510.28
		106.82								374.50			490.00	128,433.66	5,780.35		139,207.13
							118.63							2,234.53	628.43		3,088.41
														3,910.03			4,294.93
583.17	495.55	13,974.64					20,656.11	7,731.14	5,774.93	813.83	2,560.00	780.16	11,309.32	678,088.64	111,507.93		918,156.75
\$	\$	\$	\$	\$	\$	\$	\$	\$	\$	\$	\$	\$	\$	\$	\$	\$	\$
12,260.22	27,263.71	772,863.15	8,419,509.67	4,300.00	200,100.55	3,303,689.41	340,852.48	158,461.49	261,843.26	769,530.57	146,622.50	35,772.16	672,080.29	3,329,108.78	1,475,536.44	100,000.00	23,953,454.41

Conservation Authority	1460 Human Resources Research Council	1461 Human Resources Development Authority	1462 Alberta Advisory Council	1463 Community Development Branch	1464 Lesser Slave Lake Projects	1465 Human Resources Development Projects	S.W. 9, 1971-72 Grant to Hanco Manufacturing Ltd.	Totals
.....	\$ 371.21	\$ .....	\$ .....	\$ .....	\$ 1,588.48	\$ .....	\$ .....	\$ 109,925.33
.....	.....	.....	.....	19,277.73	1,338.94	.....	.....	25,070.06
.....	149.28	.....	.....	125.64	24,380.12	1,575.89	.....	29,256.72
.....	2,282.17	.....	.....	.....	1,409,434.31	152.50	.....	1,409,586.81
.....	163,381.11	24,459.21	.....	.....	.....	.....	.....	12,259.95
.....	5,372.57	.....	100.50	19,237.06	282,786.93	6,918.40	.....	1,435,843.67
.....	5,223.72	.....	.....	111.57	3,737.49	853.62	.....	22,659.10
.....	.....	13,927.91	.....	610.21	20,748.97	141.23	.....	41,701.74
.....	2,986.52	.....	.....	334,217.10	155,321.89	938,341.94	100,000.00	1,542,022.84
.....	.....	.....	.....	.....	836.65	.....	.....	3,823.17
127.54	45,876.87	848.99	124.77	1,088.29	85,139.62	32,838.27	.....	117,977.89
137.96	85.61	86.35	245.86	500.36	119,526.76	15,807.27	.....	344,090.90
.....	12,864.50	.....	.....	13.30	9,944.78	471.16	.....	11,647.30
.....	4,691.48	517.06	.....	513.49	984.58	192.50	.....	5,020.29
.....	29,533.92	1,260.90	.....	14,681.45	1,393.03	665.49	.....	11,938,214.13
.....	.....	.....	.....	.....	116,114.04	13,721.77	.....	25,097.09
.....	.....	.....	.....	285.85	2,421.29	1,034.04	.....	367,993.44
.....	1,659.51	131.93	.....	226.96	326.43	1,246.84	.....	4,013.15
6,969.12	449,239.88	90,776.98	31,830.00	199,611.99	159,258.75	258,588.66	.....	9,720.71
8,000.00	6,141.66	1,748.25	251.97	4,562.28	8,809.28	14,821.88	.....	2,309,835.85
.....	.....	.....	.....	.....	1,353.08	.....	.....	2,553,200.00
378.45	14,238.65	4,834.94	.....	19,773.90	37,184.69	8,062.70	.....	70,765.45
455.26	24,243.58	5,069.98	2,438.90	45,443.79	73,811.81	62,185.57	.....	1,353.08
.....	374.50	.....	.....	490.00	128,433.66	5,780.35	.....	166,118.24
.....	.....	.....	.....	.....	2,234.53	628.43	.....	331,510.28
5,774.93	813.83	2,960.00	780.16	11,309.32	3,910.03	.....	.....	139,207.13
.....	.....	.....	.....	.....	678,088.64	111,507.93	.....	3,088.41
.....	.....	.....	.....	.....	.....	.....	.....	4,294.93
.....	.....	.....	.....	.....	.....	.....	.....	918,156.75
1,843.26	\$ 769,530.57	\$ 146,622.50	\$ 35,772.16	\$ 672,080.29	\$ 3,329,108.78	\$ 1,475,536.44	\$ 100,000.00	\$ 23,953,454.41



GOVERNMENT OF THE PROVINCE OF ALBERTA  
ALBERTA LIQUOR CONTROL BOARD  
OPERATING EXPENSES BY STORES  
FOR THE YEAR ENDED MARCH 31, 1973

	Salaries	Property Expense, Rent and Business Taxes	Stationery and Supplies	Freight, Cartage and Express	Furniture and Equipment, Purchases and Maintenance	Insurance and Armoured Car Service	Telephone, Telegraph and Postage	Travelling, Breakage and Miscellaneous	Total
	\$	\$	\$	\$	\$	\$	\$	\$	\$
Acme	10,545.72	1,915.04	357.64	781.39	66.82	18.05	118.38	989.58	14,793.52
Alix	3,787.86	233.35	233.35	584.89	101.02	138.28	125.91	636.40	5,375.39
Arthabasca	25,310.98	3,000.69	1,177.66	2,387.46	331.02	171.26	150.49	140.76	32,670.27
Banff	71,805.29	9,462.13	3,568.30	5,067.54	1,067.82	869.04	332.37	639.60	92,807.09
Beaumont	21,745.49	5,224.61	1,164.22	2,096.63	74.09	44.67	109.33	99.27	30,599.31
Basano	9,395.04	1,744.98	308.35	807.25	123.20	77.54	150.15	595.42	13,160.93
Beveridge	16,638.94	1,473.59	486.78	1,450.50	129.82	249.50	137.70	88.73	20,655.56
Bentley	17,630.59	2,768.28	547.60	2,308.46	66.82	192.54	116.44	394.72	23,125.45
Blainmore	10,489.87	2,668.24	448.55	435.36	99.89	66.82	161.61	296.28	14,838.34
Bonnyville	36,127.78	5,686.14	1,691.25	2,565.22	66.82	427.62	224.31	192.99	46,986.15
Brantford	27,371.99	1,338.65	960.07	2,502.47	99.22	39.75	172.08	106.84	32,914.12
Boyle	9,261.45	3,002.23	328.52	1,108.65	975.73	210.32	121.37	339.81	15,044.00
Bow Island	9,883.82	4,682.11	1,054.97	1,054.97	66.82	185.41	102.09	396.58	21,088.68
Breton	29,466.87	9,707.20	1,739.81	2,843.68	896.63	192.27	168.25	211.44	46,691.65
Brooks									
Calgary	82,372.02	19,373.86	3,644.50	1,288.65	1,456.85	1,194.03	248.00	1,550.55	111,128.46
Altadore	68,512.16	28,900.47	2,127.05	804.38	577.92	1,111.23	207.88	1,111.23	102,630.70
Brasidre	101,690.86	24,112.52	5,224.19	1,946.89	5,224.19	1,260.58	223.22	766.21	136,509.40
Brentwood	150,543.76	35,587.47	5,993.45	2,266.44	21,630.77	1,265.25	257.16	5,847.92	223,392.22
Central	182,936.53	27,394.85	7,364.43	2,852.78	1,014.31	1,293.87	328.49	2,067.92	223,392.22
Chinook	139,131.90	27,173.95	3,720.55	1,240.02	1,311.16	1,288.82	227.04	1,161.41	189,973.33
East	138,100.86	23,204.70	6,070.55	1,950.10	17,961.71	1,288.82	282.58	1,161.41	189,973.33
Forest Lawn	135,137.33	27,323.32	8,501.21	2,948.70	1,436.99	1,288.82	279.22	1,219.43	201,142.62
Hounsfield	118,516.02	40,565.07	4,030.99	1,508.73	2,478.90	1,181.88	238.59	884.62	169,404.80
Nacled Trail	62,841.35	25,273.31	2,617.80	828.02	16,485.15	1,132.88	219.78	548.38	109,946.87
Mission Bridge	176,083.24	12,321.49	7,678.36	2,634.29	31,372.90	1,540.24	223.90	4,043.17	235,897.59
Montebello	3,712.23	248.29	248.29	23.38	1,131.26	29.70	78.68	791.28	18,965.22
Palliser	185,554.85	18,850.88	8,032.77	2,764.44	2,925.83	1,608.82	302.25	3,222.57	223,262.41
South	74,061.69	27,871.64	3,609.94	1,125.40	936.65	1,191.09	275.80	508.37	109,580.56
Thorncliffe	59,060.56	16,071.49	2,130.15	809.54	255.72	1,452.49	251.22	108,249.77	80,249.77
West	158,428.19	27,561.57	8,240.41	2,227.63	1,839.29	1,350.85	287.45	1,028.45	253,148.61
Westbrook	22,407.48	5,011.95	12,491.52	11,917.37	1,221.63	3,082.69	702.75	741.93	119,500.34
Mail Order	87,589.66	(8,555.47)	2,566.38	3,117.74	10,557.61	426.74	1,261.97	823.73	105,062.76
Beer Warehouse and Retail Beer	19,698.99	3,336.57	603.01	1,078.33	112.36	198.24	185.97	114.25	25,427.72
Canmore	10,768.97	2,915.29	548.26	736.85	66.82	32.80	133.93	637.40	15,706.71
Canora	20,230.85	2,123.49	352.04	1,065.33	66.82	24.70	111.13	336.54	23,423.56
Castles	20,040.11	3,112.54	956.71	2,400.49	295.62	145.96	205.47	120.18	27,277.08
Clareholm	35,201.99	4,207.72	1,819.72	5,144.39	71.47	278.97	220.88	233.46	47,178.60
Coleman	10,696.13	2,056.46	4,578.87	1,378.32	144.82	174.01	144.23	87.69	15,139.53
Consort	10,117.03	3,279.39	322.84	812.82	66.82	124.59	129.92	1,115.91	16,469.52
Coronation	3,245.44	422.93	1,264.40	66.82	132.29	117.43	117.43	529.11	5,316.99
Daysland	9,774.38	3,263.97	840.46	1,244.02	207.89	144.41	121.01	478.61	16,516.99
Devon	10,343.82	2,888.30	331.46	834.61	110.32	144.41	146.78	241.30	15,044.00

Drayton Valley	Edmonton:	Beverly	Bonnie Doon	Capilano	East	Esperance Place	Kamloops	Kelowna	London	Londonderry	96th Street	McCauley Plaza	Meadowlark	98th Street	North	Northgate	Ottewell	South	Southeast	West Point	Winnipeg	Mail Order	Retail Beer	Edson	Elk Point	Empress	Evansburg	Fairview	Falher	Foremost	Forestburg	Fort Macleod	Port McMurray	Port Saskatchewan	Port of Callaghan Creek	Glenora	Grande Cache	Grande Prairie	Grimshaw	Hanna	Hardisty	High Level	High Prairie	High River	Hinton	Holden	Innisfail	Jasper	Kilgus	Lacombe	Lac La Biche	Lamont	Leduc	Legal	Lethbridge:	North	South	Beer Warehouse and Retail Beer	Lloydminster	Manitoba	Manville	Medicine Hat
----------------	-----------	---------	-------------	----------	------	-----------------	----------	---------	--------	-------------	-------------	----------------	------------	-------------	-------	-----------	----------	-------	-----------	------------	----------	------------	-------------	-------	-----------	---------	-----------	----------	--------	----------	------------	--------------	---------------	-------------------	-------------------------	---------	--------------	----------------	----------	-------	----------	------------	--------------	------------	--------	--------	-----------	--------	--------	---------	--------------	--------	-------	-------	-------------	-------	-------	--------------------------------	--------------	----------	----------	--------------

[illegible]



## PUBLIC ACCOUNTS, 1972-1973

STATEMENT No. 65—Continued

	Salaries	Property Income, Rent and Business Taxes	Stationery and Supplies	Freight, Cartage and Express	Furniture and Equipment, Purchases and Maintenance	Insurance and Armoured Car Service	Telephone, Telegraph and Postage	Travelling, Breakage and Miscellaneous	Total
McLennan	\$ 9,514.73	\$ 3,416.29	\$ 205.06	\$ 918.89	\$ 101.02	\$ 261.52	\$ 102.38	\$ 447.40	\$ 14,567.29
Medicine Hat	138,451.89	22,721.78	8,331.76	8,365.81	13,736.76	327.09	680.97	2,008.73	194,624.79
Milk River	10,109.35	2,964.37	379.35	1,132.62	547.32	160.12	165.81	1,660.41	17,115.30
Mundare	17,132.96	2,813.66	442.91	1,021.62	631.02	178.44	97.40	30.52	22,348.53
Nanton	10,753.08	2,539.49	436.06	933.73	281.71	144.48	142.18	1,258.66	16,489.39
Okeoka	10,639.54	2,712.24	432.82	1,774.55	89.32	148.23	116.56	2,458.88	15,159.14
Olds	25,459.78	4,200.76	1,488.98	1,488.98	2,332.32	31.15	162.25	846.17	32,673.98
Oyen	11,452.00	2,189.95	1,488.98	1,488.98	2,332.32	31.15	162.25	846.17	14,567.29
Peach River	21,889.35	2,757.51	3,126.55	5,495.27	28,149.22	993.55	415.63	11,948.12	45,602.25
Pierre River	15,152.51	2,575.41	350.73	968.55	151.59	151.59	66.82	775.56	15,141.87
Picture Butte	3,143.98	6,081.87	1,085.61	3,159.30	760.83	337.30	148.64	90.63	34,004.32
Pincher Creek	25,378.03	2,797.37	1,210.21	2,083.86	148.94	163.09	184.77	138.35	40,602.25
Provost	17,886.22	2,909.09	729.06	2,203.95	68.32	209.25	171.01	88.95	24,154.13
Redcliff	10,400.77	16,199.99	462.93	884.72	66.82	166.78	192.25	174.67	15,258.03
Red Deer	139,424.93	16,199.99	6,681.93	6,977.24	68.72	648.88	431.51	1,276.52	172,272.87
Redwater	16,650.57	9,063.69	4,266.59	6,977.24	102.69	433.94	187.96	680.98	32,186.42
Rimbey	16,839.02	1,643.62	478.97	667.61	101.02	175.13	97.35	55.34	20,058.06
Slave Lake	4,366.41	2,810.56	1,370.56	2,810.56	67.27	130.26	130.26	33.45	10,486.50
Rocky Mountain House	26,190.68	2,722.34	3,730.43	1,174.02	2,773.27	227.21	234.42	1,488.06	33,456.30
Sherwood Park	21,271.18	2,722.34	3,730.43	1,174.02	2,773.27	227.21	234.42	1,488.06	33,456.30
Smoky Lake	19,039.12	2,873.60	1,263.61	3,213.38	101.02	232.85	166.35	138.80	124,221.13
St. Albert	18,843.63	3,967.70	732.87	2,271.60	104.32	30.60	127.39	88.04	24,430.53
St. Paul	53,067.35	10,893.05	2,360.56	782.95	319.56	98.70	127.39	41.00	66,639.11
Stettler	36,114.91	1,458.60	1,631.62	3,607.72	71.32	59.20	166.50	317.22	68,021.97
Stoney Plain	30,399.54	1,497.75	1,216.16	2,777.99	143.32	48.05	166.50	128.12	43,257.99
Strathmore	28,663.97	3,333.23	1,408.50	1,645.79	308.20	55.14	162.89	64.85	36,310.55
Sundre	9,503.97	3,333.44	727.22	1,273.66	101.02	154.42	144.74	128.89	35,688.46
Swan Hills	8,995.50	3,148.49	471.39	982.64	101.02	154.42	144.74	431.70	22,913.89
Sylvan Lake	20,212.10	3,804.25	1,206.63	1,206.63	101.02	270.88	102.16	293.27	14,843.61
Tabor	2,572.83	3,009.53	1,041.23	2,439.46	104.28	243.13	184.34	70.72	25,897.82
Thorold	19,106.80	2,572.83	505.81	914.33	104.28	149.38	203.34	115.70	33,437.97
Township	2,228.07	585.50	1,497.00	1,497.00	66.82	160.75	137.05	486.31	18,747.00
Tofield	9,736.78	3,081.84	260.63	527.57	61.02	118.90	124.87	65.00	23,859.96
Two Hills	18,704.87	3,579.44	632.36	1,255.83	101.02	185.21	115.83	599.25	14,601.13
Turner Valley	10,371.67	1,804.92	455.53	923.71	92.92	31.05	138.32	59.20	14,253.87
Vauxhall	17,923.92	3,202.82	842.56	1,451.50	101.02	163.10	114.86	304.22	24,223.77
Vegreville	3,587.22	3,587.22	842.56	3,892.88	194.72	261.18	133.97	703.84	24,223.77
Vermilion	10,411.85	2,812.25	381.09	947.23	66.82	18.88	133.97	11,959.01	11,959.01
Viking	30,853.19	1,233.36	1,933.91	2,273.43	101.02	252.62	147.95	96.26	41,854.99
Wainwright	11,944.22	4,568.09	484.37	2,273.43	101.02	42.00	147.95	398.47	27,245.17
Watrous	9,609.39	2,912.59	389.86	971.80	101.02	132.94	117.93	610.38	17,832.89
Watson Park	16,807.30	3,543.17	647.51	1,835.35	66.82	181.05	118.30	229.12	14,213.64
Westlock	30,299.04	3,543.17	1,292.72	1,835.35	120.64	36.00	126.21	474.72	22,960.32
Weston	9,009.75	3,185.20	293.67	3,033.70	66.82	136.66	198.51	474.72	38,690.21
Whitewater	3,700.70	1,359.74	1,732.51	1,465.75	363.61	190.18	132.77	1,659.52	16,300.45
Whitfoot	28,656.17	3,033.70	1,732.51	1,732.51	735.23	227.33	152.25	36,894.86	36,894.86
Whitfoot	50,686.90	5,851.58	1,971.69	2,537.70	687.22	200.49	216.01	163.62	92,841.57
Whitfoot	3,053.72	962.51	2,306.52	2,306.52	109.77	177.18	135.46	92,841.57	92,841.57
Willington	16,651.46	3,003.86	491.74	1,151.05	296.02	17.55	128.07	468.16	22,207.91
	\$ 7,478,389.32	\$ 1,360,699.29	\$ 410,476.03	\$ 341,727.22	\$ 375,156.12	\$ 76,431.18	\$ 34,370.59	\$ 96,608.54	\$ 10,173,858.29





GOVERNMENT OF THE PROVINCE OF ALBERTA  
ALBERTA LIQUOR CONTROL BOARD  
NET PROFIT ON SALES BY STORES  
FOR THE YEAR ENDED MARCH 31, 1973

	Sales			Cost of Goods Sold			Gross Profit	Operating Expenses	Net Profit
	Liquor	Beer	Total	Liquor	Beer	Total			
Acme	\$ 138,176.90	\$ 29,687.66	\$ 167,864.56	\$ 69,780.16	\$ 21,245.50	\$ 91,025.66	\$ 76,838.90	\$ 14,793.52	\$ 62,045.38
Alex	77,995.18	19,388.88	97,384.06	39,367.83	13,875.34	53,243.17	44,100.89	13,375.39	28,725.50
Altadore	376,908.25	105,366.07	482,274.32	190,340.93	75,434.47	265,775.40	216,529.85	32,627.57	183,897.88
Atchewa	1,453,879.62	275,138.07	1,729,017.69	734,217.93	196,898.16	931,116.09	797,901.60	30,997.31	705,094.51
Banff	470,907.15	100,943.62	571,850.77	237,810.94	72,838.69	310,649.63	261,801.14	30,395.31	231,405.83
Barhead	124,666.11	33,097.60	157,763.71	62,997.13	22,685.77	85,682.90	71,120.81	18,031.90	53,090.91
Bashaw	201,358.11	41,705.62	243,063.73	101,687.05	24,651.32	126,338.37	111,831.55	23,125.45	88,707.10
Bassano	121,322.96	26,700.01	148,022.97	63,475.58	14,437.94	77,913.52	69,477.64	12,125.45	57,288.19
Battleford	16,864.63	3,493.58	20,358.21	8,455.58	1,688.90	10,144.48	9,456.58	1,458.34	7,998.24
Bentley	413,818.01	85,768.12	500,586.13	224,116.67	29,614.24	253,730.91	224,116.67	14,586.34	209,244.57
Bentley	443,790.11	93,361.46	537,151.57	253,730.91	66,812.42	320,543.33	216,445.12	32,735.21	183,708.91
Bonnyville	120,042.90	32,899.11	152,942.01	60,622.38	23,543.72	84,166.10	68,775.91	14,914.12	53,861.79
Bordeaux	192,365.70	38,487.76	230,853.46	97,145.83	16,589.42	113,735.25	111,851.80	2,088.68	109,763.12
Borle	137,203.39	23,181.43	160,384.82	69,288.54	16,589.42	85,877.96	74,506.86	16,991.65	57,815.21
Breton	172,810.92	893,774.95	1,066,585.87	364,091.16	123,669.37	487,760.53	406,014.42	45,226.15	360,788.27
Burgoyne	1,407,751.90	442,194.98	1,849,946.88	710,923.16	316,449.76	1,027,372.92	822,573.06	111,128.46	711,445.50
Calgary	846,577.95	208,092.44	1,054,670.39	427,526.94	107,448.50	534,975.44	427,526.94	107,448.50	327,526.94
Brasidre	2,098,009.08	500,286.94	2,598,296.02	1,248,691.38	358,308.60	1,606,999.98	1,366,313.79	233,392.22	1,142,921.57
Brentwood	2,072,392.07	697,076.35	2,769,468.42	1,526,275.63	463,069.84	1,989,345.47	1,680,022.95	225,252.77	1,454,770.18
Central	3,345,493.91	394,062.92	3,739,556.83	1,739,482.30	282,004.82	2,021,487.12	1,739,482.30	282,004.82	1,259,474.82
Chinook	2,082,615.35	821,923.41	2,904,538.76	1,031,733.17	717,739.96	1,749,473.13	1,316,084.85	184,973.33	1,164,111.52
East	2,320,705.35	821,923.41	3,142,628.76	1,171,970.13	588,196.34	1,760,166.47	1,382,462.29	195,003.52	1,187,458.77
Forestburg	3,180,223.59	946,724.56	4,126,948.15	1,606,031.99	677,508.28	2,283,540.27	1,843,407.88	201,142.62	1,642,265.26
Gravelly	1,636,559.34	376,694.48	2,013,253.82	826,472.01	269,575.38	1,096,047.39	917,206.15	169,404.80	747,801.32
Highway	867,855.06	414,564.25	1,282,419.31	438,272.01	296,676.91	734,948.92	547,471.03	109,946.87	437,525.15
Highway	2,876,185.54	1,037,336.36	3,913,521.90	1,452,490.95	742,535.17	2,195,026.12	1,718,677.28	238,985.22	1,476,040.94
Highway	25,937.40	5,082.95	30,020.35	13,098.34	713,572.13	726,670.47	713,572.13	223,262.41	493,408.06
Highway	3,075,673.99	463,481.67	3,539,155.66	1,513,098.34	331,683.24	1,844,781.58	1,513,098.34	331,683.24	1,203,093.24
Highway	1,853,219.49	96,480.37	1,949,700.86	430,891.06	69,004.63	499,895.69	499,895.69	49,784.17	449,111.52
Highway	2,925,910.07	1,073,937.87	3,999,847.94	1,477,602.14	718,560.77	2,196,162.91	1,733,703.03	201,464.23	1,532,240.80
Highway	6,389,672.60	159,244.79	6,548,917.39	3,226,823.00	113,960.99	3,340,783.99	3,340,783.99	53,148.61	3,287,635.38
Highway	12,131,936.06	1,132,135.06	13,264,071.12	8,682,025.93	8,682,025.93	17,364,051.86	17,364,051.86	119,502.34	17,244,549.52
Highway	247,173.99	247,173.99	494,347.98	446,910.91	176,886.11	623,797.02	508,338.56	105,062.76	403,275.80
Highway	231,474.29	71,449.67	302,923.96	116,895.91	51,311.81	168,207.72	134,896.24	23,427.72	109,468.52
Highway	218,707.88	49,418.71	268,126.59	104,448.79	33,665.71	138,114.50	122,312.09	15,706.41	106,408.09
Highway	143,285.74	36,688.55	179,974.29	72,360.16	26,252.57	98,612.73	81,359.52	17,253.27	64,366.25
Highway	389,375.99	16,277.90	405,653.89	196,637.21	40,254.16	236,891.37	216,637.21	20,254.16	196,387.05
Highway	725,594.63	175,946.80	901,541.43	388,399.32	38,486.46	426,885.78	414,896.71	11,989.07	404,906.64
Highway	105,476.27	25,218.12	130,694.39	53,263.88	18,046.94	71,310.82	59,379.07	15,935.75	45,375.07
Highway	170,294.68	31,438.96	201,733.64	85,992.44	22,987.79	108,980.23	93,235.01	16,749.23	77,235.78
Highway	116,300.58	41,711.38	158,011.96	58,572.89	29,830.08	88,402.97	69,429.39	15,116.99	54,112.40
Highway	102,148.70	20,268.60	122,417.30	51,585.71	14,504.90	66,090.61	56,326.69	16,316.84	39,809.85
Highway	138,089.61	37,286.58	175,376.19	69,736.08	26,639.57	96,375.65	78,956.62	15,044.00	63,331.65
Highway	567,604.85	142,765.81	710,370.66	286,643.85	102,168.07	388,811.92	321,558.74	39,333.18	282,221.46

Drumheller	821,870.40	169,371.43	991,241.83	415,049.48	121,207.95	536,257.43	454,984.40	52,338.37	402,646.08
Drumheller Beer Warehouse		69,117.13	1,787,62.93	72,345.22	25,409.85	483,143.93	191,983.20	25,438.32	166,544.64
Edmonton	143,256.16	35,506.77					81,007.86	14,560.26	66,447.60
Beverly	459,014.97	1,866,498.22	710,787.49	328,486.72	1,039,274.21	827,224.01		117,696.43	769,527.58
Bonnie Doon	1,698,343.75	2,152,467.45	857,673.78	324,986.76	1,039,274.21	827,224.01		108,481.87	861,325.44
Capilano	1,444,449.25	1,192,193.30	72,947.74	34,167.27	1,077,115.01	85,078.29		48,313.38	36,764.71
East	2,199,295.55	910,195.95	3,109,491.50	1,110,657.45	1,763,024.62	1,347,466.88		186,226.82	1,031,918.57
Jasper Place	884,209.64	3,372,471.04	1,257,091.94	632,707.16	1,933,572.59	1,483,608.64		123,763.08	426,603.86
Kensington	906,553.34	337,386.19	3,175,914.93	1,055,106.10	420,868.83	331,267.78		86,149.63	265,118.13
Lamont	625,265.31	746,579.87	1,273,499.64	493,375.60	219,206.86	705,582.46		118,068.19	449,848.99
Londonderry	600,547.45	3,333,832.97	1,380,325.59	429,727.76	1,810,007.76	1,523,735.21		186,030.90	1,337,704.31
London	2,733,285.10	1,018,125.95	492,225.36	31,082.74	523,308.10	1,439,878.85		126,990.29	367,827.56
McGillivray	439,806.69	2,287,935.66	933,316.22	314,740.62	1,248,056.84	1,094,878.82		122,355.76	971,523.06
Midway Plaza	889,170.70	999,279.08	449,036.54	78,979.30	1,329,833.84	471,445.24		76,831.95	394,623.29
North	392,786.28	2,607,990.27	1,118,691.31	281,091.22	529,782.53	1,208,207.74		191,628.13	1,016,549.61
Northwest	3,391,179.37	4,731,859.03	1,712,366.03	960,151.44	2,677,717.47	2,060,141.56		219,517.59	1,899,623.43
Orwell	2,139,746.41	2,868,438.51	1,080,384.78	521,476.84	1,604,461.32	1,266,376.89		206,532.11	1,335,943.78
South	2,641,152.33	3,446,878.26	1,333,797.76	438,615.26	1,880,050.85	1,597,147.59		190,977.68	1,396,160.91
Southwest	612,909.97	9,971,502.13	813,070.90	787,839.52	1,000,910.42	871,591.21		170,990.74	1,700,990.74
West	1,610,198.69	1,051,457.37	2,101,876.79	752,437.73	2,854,314.52	2,359,124.74		245,459.59	2,113,665.15
Mail Mount	112,269.46	6,300,772.81	3,125,231.37	80,343.84	3,203,575.21	3,095,197.60		80,054.77	3,015,142.83
Beer Warehouse and Retail Beer	6,188,503.35	20,763,296.64	328,801.20	14,858,921.02	4,838,009.32	365,677.75		46,248.74	319,429.01
Edson	152,603.75	803,687.07	204,978.92	28,401.90	111,874.93	93,103.99		16,278.86	76,825.13
Elk Point	165,291.17	39,687.93	74,852.00	11,443.65	41,168.84	33,683.16		13,061.16	20,622.00
Empress	58,861.07	59,519.46	295,808.95	38,300.35	160,636.00	135,150.95		12,651.96	168,071.90
Evansburg	242,289.49	365,920.99	184,792.43	42,643.10	125,960.56	198,323.47		17,008.02	116,525.61
Fairview	211,628.24	82,565.99	294,120.33	106,873.23	77,238.27	68,315.12		13,838.26	47,476.86
Falher	110,052.20	5,086,111.00	159,013.81	62,298.60	25,513.58	87,812.18		17,399.44	53,802.19
Foremost	93,304.03	552,666.27	231,980.69	66,271.54	298,732.23	253,914.04		34,174.99	219,739.05
Foreburg	779,134.24	235,878.36	1,015,012.60	393,467.47	168,802.57	562,270.04		452,742.56	55,732.14
Fort Macleod	553,994.70	154,306.16	708,300.86	279,770.65	110,426.73	390,197.38		37,767.57	280,335.91
Fort McMurray	161,981.26	35,362.80	81,801.51	25,306.82	107,108.33	90,235.73		32,645.71	66,590.02
Fort Saskatchewan	109,109.29	25,691.35	134,800.64	55,100.85	18,385.60	73,486.45		61,314.19	47,746.49
Fort York	263,192.44	88,821.00	132,913.76	63,563.72	196,477.48	155,536.51		133,081.02	147,972.42
Grande Cache	1,865,531.03	3,245,105.43	942,104.36	987,270.35	1,925,439.54	1,315,750.22		17,028.28	1,190,406.59
Grande Prairie	210,897.68	42,486.73	106,904.59	30,619.39	253,910.54	116,079.93		34,427.13	193,632.30
Grimshaw	398,960.21	72,429.61	171,482.82	70,108.74	16,986.80	89,074.44		27,408.38	64,189.93
Hanna	42,016.11	119,835.92	595,839.07	240,389.50	85,751.90	326,141.00		269,698.07	37,665.02
Hardisty	519,216.31	119,628.60	638,844.91	262,207.35	85,610.29	347,817.64		43,889.23	247,138.04
High Level	340,651.85	62,352.02	403,003.87	44,621.23	216,652.46	186,351.41		26,900.57	159,450.84
High River	566,543.24	146,687.32	713,230.56	286,107.74	391,082.17	372,148.39		36,421.06	283,727.33
Hinton	130,380.25	40,163.51	170,543.76	65,842.81	28,742.37	94,585.18		75,958.58	54,095.08
Holden	332,178.10	71,413.74	403,591.84	167,751.93	51,106.10	218,858.03		21,021.97	161,711.84
Innisfail	808,515.36	190,812.72	999,328.08	408,305.11	136,522.07	544,837.16		71,026.81	388,432.62
Killam	209,460.46	32,959.64	233,420.10	101,233.74	23,587.04	108,599.32		58,116.10	161,683.70
Lac La Biche	341,149.74	73,752.82	414,902.66	172,282.67	275,509.90	207,886.04		182,062.95	281,338.63
Lacombe	317,550.97	664,182.32	1,09,049.90	3,1714.27	150,764.17	129,291.23		33,974.44	105,894.29
Lamont	583,642.12	132,800.54	294,742.27	95,036.58	389,779.33	326,663.31		38,012.64	288,650.67
Leduc	103,558.03	40,070.60	143,428.63	52,196.43	28,675.88	80,872.31		12,102.03	50,454.29
Legislative									
Legislative									
North	1,414,124.23	255,594.90	714,141.22	182,912.40	1,809,053.62	772,665.51		76,201.17	696,464.34
Northwest	2,640,957.90	664,773.16	3,305,733.06	475,735.71	897,435.30	1,496,297.76		196,938.26	1,299,359.50
Beer Warehouse and Retail Beer		2,660,730.77	2,660,730.77	1,904,109.40	534,308.48	756,621.37		33,013.17	723,608.20
Lloydminster	191,345.27	978,217.71	397,375.30	136,933.18	534,308.48	443,909.33		94,014.84	389,241.20
Manning	786,872.44	184,695.70	243,650.66	93,272.44	139,452.61	108,188.05		18,719.87	58,515.55
Mannville	126,565.81	33,707.94	160,273.75	63,916.49	24,122.53	51,620.55		16,644.45	100,716.10
Mayrathorpe	208,504.59	49,266.81	105,064.31	105,064.31	140,910.99	117,560.55		16,644.45	100,716.10
McLennan	80,404.40	24,870.80	103,275.20	40,604.70	58,403.09	46,872.11		14,967.29	31,904.82

STATEMENT No. 66—Continued

	Sales		Cost of Goods Sold		Gross Profit	Operating Expenses	Net Profit
	Liquor	Beer	Liquor	Beer			
Medicine Hat	\$ 2,384,882.50	\$ 1,696,722.21	\$ 4,081,604.71	\$ 1,204,379.97	\$ 2,418,612.07	\$ 194,624.79	\$ 1,468,367.85
Milk River	193,524.45	30,328.33	221,329.15	60,310.27	85,575.23	81,051.90	81,051.62
Minot	169,489.79	29,452.93	198,942.72	97,484.57	119,188.48	72,348.50	72,348.50
Nanton	175,399.64	43,048.99	218,448.63	85,593.36	106,670.88	16,489.39	71,782.45
Okeoka	453,739.78	99,163.78	552,902.87	88,577.87	119,385.19	15,159.14	83,904.30
Oyen	591,672.70	1,012,632.45	1,603,705.15	229,141.31	300,105.79	252,797.08	220,153.37
Peach River	138,271.65	47,197.24	185,468.89	98,633.71	108,840.97	16,528.98	92,311.99
Pierre Butte	496,402.73	103,232.80	616,634.01	70,964.48	580,535.68	117,948.12	462,387.56
Poncha Creek	303,540.63	61,029.03	364,569.66	30,608.68	279,905.93	34,004.32	212,794.39
Predest	167,256.93	32,775.83	200,032.76	74,114.84	125,917.92	40,602.25	239,303.68
Red Deer	2,749,674.53	62,878.63	2,812,553.16	44,983.92	130,877.38	143,451.24	143,451.24
Red Dugout	204,831.10	2,218,339.83	2,418,339.83	44,983.92	130,877.38	143,451.24	143,451.24
Redwater	180,803.61	45,927.38	226,730.99	1,587,662.53	1,836,807.72	172,722.87	1,866,898.54
Rocky Mountain House	551,257.51	49,035.64	600,293.15	32,867.19	1,363,308.12	32,186.42	598,690.88
Sherwood Park	1,301,967.85	506,840.41	1,808,808.26	35,091.57	1,263,399.49	20,058.06	94,392.30
Slave Lake	483,960.19	107,360.68	591,320.87	97,296.68	375,685.03	25,189.89	78,251.87
Smoky Lake	289,843.89	55,819.11	345,663.00	362,712.23	311,531.19	38,554.50	272,976.69
Spirit River	263,679.41	69,552.95	333,232.36	76,830.95	124,223.75	124,223.75	664,373.32
St. Albert	868,280.02	307,652.68	1,175,932.70	99,774.46	186,318.95	30,600.66	239,486.46
Stettler	574,483.17	131,895.39	706,378.56	49,774.46	159,344.05	26,639.11	134,913.52
Stony Plain	630,217.61	134,162.64	764,380.25	29,919.06	388,086.06	58,011.57	440,511.90
Sturgeon	316,144.15	57,389.65	373,533.80	97,967.00	333,295.71	35,688.46	287,607.25
Sundre	186,903.42	42,329.22	229,232.64	91,069.98	200,724.67	42,237.99	306,847.24
Swan Hills	219,530.76	36,849.22	256,379.98	94,387.35	30,292.23	22,915.89	149,893.24
Sylvan Lake	247,283.94	79,033.17	326,317.11	110,864.35	137,234.90	15,846.61	89,869.17
Taber	386,472.41	122,156.37	508,628.78	56,558.82	181,438.69	25,897.82	103,298.47
Thorhild	239,823.21	40,055.60	279,878.81	87,419.25	282,590.19	144,878.42	118,980.60
Tofield	107,771.88	27,671.64	135,443.52	28,665.15	126,246.79	33,497.97	192,600.67
Toronto	178,021.18	56,103.11	234,124.29	39,815.36	160,917.62	18,700.49	88,290.49
Turner Valley	474,205.08	100,151.95	574,357.03	36,588.76	169,392.43	23,859.96	110,662.39
Two Hills	366,478.05	69,157.13	435,635.17	89,903.27	126,492.03	44,009.53	113,715.95
Vauxhall	144,287.63	41,121.61	185,409.24	125,850.06	33,867.47	14,253.87	88,404.02
Vegreville	655,653.89	107,233.61	762,887.50	185,073.61	234,565.21	24,223.77	112,588.91
Vermilion	369,848.94	86,615.34	456,464.48	72,866.12	102,294.14	15,259.01	70,759.52
Viking	175,755.47	48,625.26	224,380.73	76,741.02	407,851.18	35,039.72	67,856.09
Vilna	163,067.25	34,795.56	197,862.81	31,685.03	248,760.96	207,703.52	31,184.73
Vulcan	293,783.97	48,189.75	341,973.72	82,349.94	123,445.97	27,245.17	180,458.35
Wainwright	524,054.76	115,037.10	639,091.86	24,900.89	107,230.83	100,781.76	82,948.87
Waskana	106,347.68	35,051.01	141,398.69	34,486.22	182,848.89	14,213.64	76,398.34
Wetlock	809,755.07	158,000.46	967,755.53	52,033.69	378,890.91	292,766.58	136,164.39
Wetaskinw	201,217.06	78,584.46	279,801.52	92,219.34	371,569.47	36,804.86	245,407.33
Wheatcroft	484,128.36	484,128.36	968,256.72	134,582.46	543,512.11	454,300.42	273,561.62
Willingdon	201,217.06	35,972.68	237,189.74	204,802.10	56,237.71	62,315.21	391,985.21
	\$129,817,273.18	\$73,698,932.51	\$203,516,205.69	\$65,558,552.88	\$52,741,440.93	\$118,299,993.81	\$75,042,333.59
Administration and General and Warehouse Expense						10,173,898.29	10,173,898.29
						3,219,286.81	3,219,286.81
						\$ 13,393,145.10	\$ 71,823,066.78



GOVERNMENT OF THE PROVINCE OF ALBERTA  
ALBERTA LIQUOR CONTROL BOARD  
NOTES TO THE FINANCIAL STATEMENTS

MARCH 31, 1973

NOTE 1 Authority  
The Alberta Liquor Control Board was established under the authority of The Liquor Control Act, Chapter 211, R.S.A. 1970.

NOTE 2 Inventories  
Inventories are summarized hereunder:

	1973	1972
Stocks of liquor and beer in bond, at cost .....	\$ 3,038,095.44	\$ 1,912,936.95
Stocks of liquor and beer in warehouses and stores, at warehouse cost .....	4,506,578.16	3,723,767.45
Liquor and beer in transit, at cost .....	1,576,942.05	1,370,646.69
	<u>\$ 9,121,615.65</u>	<u>\$ 7,007,351.09</u>

Inventories for 1972 have been restated to delete goods on consignment amounting to \$1,363,583.82. The corresponding liability has been excluded from 1972 accounts payable.

NOTE 3 Fixed Assets  
Fixed assets are detailed as follows:

1973					1972	
	Cost	Accumulated Depreciation or Amortization	Net Book Value		Net Book Value	
Land and buildings .....	\$ 11,997,683.05	\$ 1,879,503.28	\$ 10,118,179.77	\$	9,679,978.83	
Leasehold improvements .....	236,734.04	48,730.63	188,003.41		87,442.59	
Automobiles, furniture and fixtures .....	3,130,304.53	3,023,922.42	106,382.11		100,502.57	
	\$ 15,364,721.62	\$ 4,952,156.33	\$ 10,412,565.29	\$	9,867,923.99	

NOTE 4 License Fees, Net  
License fees, net is summarized hereunder:

	1973	1972
License fees .....	\$ 3,070,498.89	\$ 2,556,724.81
Less: License expense, Statement No. 64 .....	642,019.78	559,951.03
	<u>\$ 2,428,479.11</u>	<u>\$ 1,996,773.78</u>

NOTE 5 Permit Revenue, Net  
Permit revenue, net is summarized hereunder:

	1973	1972
Permit revenue .....	\$ 142,830.00	\$ 138,934.00
Less: Printing expense .....	2,539.53	5,407.42
	<u>\$ 140,290.47</u>	<u>\$ 133,526.58</u>

NOTE 6 Environmental Expense  
This represents the cost of refunding deposits on liquor and wine bottles returned under a program implemented January 1, 1973.

NOTE 7 Contingent Liabilities  
The following items are not reflected in the Balance Sheet:  
(a) A contingent liability in respect of non-contributory pensions which may be awarded upon employees reaching retirement age and in respect of contributions under The Public Service Pension Act for employees' first year of service.  
(b) Commitments in respect of uncompleted building contracts in the amount of \$77,617.89.

NOTE 8 Duty and Sales Tax  
Duty and sales tax to be paid on that part of the inventory which was held in bond at March 31, 1973 and which will be included in subsequent year costs amounted to approximately \$2,819,000.00.

GOVERNMENT OF THE PROVINCE OF ALBERTA  
ALBERTA RACING COMMISSION  
STATEMENT OF REVENUE AND EXPENDITURE  
FOR THE FIFTEEN MONTHS ENDED MARCH 31, 1973  
(with comparative figures)

	Thoroughbred Racing	Harness Racing	1973 (15 months) Total	1971 (12 months) Total
Revenue:				
Assessments .....	\$ 50,713.00	\$ 14,550.00	\$ 65,263.00	\$ 65,580.00
Personnel licenses .....	15,095.50	673.50	15,769.00	14,507.50
Fines .....	3,900.00		3,900.00	3,050.00
	<u>\$ 69,708.50</u>	<u>\$ 15,223.50</u>		
Miscellaneous .....			\$ 84,932.00	\$ 83,137.50
			290.58	294.78
			<u>\$ 85,222.58</u>	<u>\$ 83,432.28</u>
Expenditure:				
Veterinarians' fees and expenses .....			\$ 21,454.76	\$ 21,214.96
Stewards' fees and expenses .....			20,127.66	16,544.18
Commissioners' honoraria .....			19,904.45	11,500.00
Office salaries .....			16,840.31	8,641.80
Travelling .....			12,742.48	5,262.49
Judge's fee and expenses .....			4,463.25	6,285.20
Hearings and appeals .....				2,157.98
Tattooing .....			4,224.17	2,016.99
Printing, stationery and office supplies .....			2,422.45	1,614.77
Insurance .....			2,348.60	987.62
Licensee identification equipment and supplies .....			2,050.64	862.22
Public Service Pension Plan contributions .....			1,636.93	264.00
Telephone, telegraph and postage .....			1,326.09	965.08
Membership fees .....			1,211.87	760.62
Office rent .....			1,098.00	1,248.00
Canada Pension Plan and unemployment insurance .....			882.78	420.98
Legal fees .....			834.84	400.00
Miscellaneous .....			1,656.98	146.34
			<u>\$ 115,226.26</u>	<u>\$ 81,293.23</u>
Excess of operating expenditure over revenue .....			\$ 30,003.68	\$ (2,139.05)
Deduct: Contribution by the Province of Alberta .....			25,000.00	
Excess of expenditure over revenue .....			<u>\$ 5,003.68</u>	<u>\$ (2,139.05)</u>

AUDITOR'S REPORT

Edmonton, Alberta, April 26, 1973

I have examined the Statements of Revenue and Expenditure and Surplus of the Alberta Racing Commission for the fifteen months ended March 31, 1973. My examination included a general review of the accounting procedures and such tests of accounting records and other supporting evidence as I considered necessary in the circumstances.

In my opinion these statements present fairly the results of operations of the Commission for the fifteen months ended March 31, 1973, in accordance with generally accepted accounting principles applied on a basis consistent with that of the preceding year.

DOUGLAS W. ROGERS, C.A.

Deputy Provincial Auditor.



## GOVERNMENT OF THE PROVINCE OF ALBERTA

STATEMENT No. 68

## ALBERTA RACING COMMISSION

## STATEMENT OF SURPLUS

FOR THE FIFTEEN MONTHS ENDED MARCH 31, 1973

(with comparative figures)

	1973 (15 months)	1971 (12 months)
Balance at beginning of period .....	\$ 12,139.05	\$ 10,596.94
Deduct: Remitted to Provincial Treasurer .....	2,139.05	596.94
	<u>\$ 10,000.00</u>	<u>\$ 10,000.00</u>
Deduct: Excess of expenditure over revenue for the period .....	5,003.68	(2,139.05)
	<u>\$ 4,996.32</u>	<u>\$ 12,139.05</u>
Balance at end of period .....	<u>\$ 4,996.32</u>	<u>\$ 12,139.05</u>
Represented by:		
Cash in bank .....	\$ 4,896.32	\$ 8,639.05
Account receivable .....	100.00	3,500.00
	<u>\$ 4,996.32</u>	<u>\$ 12,139.05</u>

*Deputy Provincial Auditor.*

STATEMENT No. 70

## GOVERNMENT OF THE PROVINCE OF ALBERTA

## PUBLIC TRUSTEE

## CONSOLIDATED INVESTMENT FUND

## STATEMENT OF COMMON FUND AND SPECIAL RESERVE FUND

FOR THE YEAR ENDED DECEMBER 31, 1972

(with comparative figures)

## COMMON FUND

	1972	1971
Balance at beginning of year .....	\$ 214,460.46	\$ 240,624.70
Add: Earnings on investments and deposits .....	1,387,661.93	1,400,432.92
	<u>\$ 1,602,122.39</u>	<u>\$ 1,641,057.62</u>
Less: Earnings distributed:		
Estates' and beneficiaries' accounts at 5½% per annum .....	\$ 1,246,847.75	\$ 1,272,312.24
Special Reserve Fund, excess earnings .....	109,223.04	154,284.92
	<u>\$ 1,356,070.79</u>	<u>\$ 1,426,597.16</u>
Balance at end of year .....	<u>\$ 246,051.60</u>	<u>\$ 214,460.46</u>

## SPECIAL RESERVE FUND

Balance at beginning of year .....	\$ 3,017,816.13	\$ 2,774,113.18
Add: Earnings on investments and deposits .....	\$ 162,916.03	\$ 149,418.03
Excess earnings from Common Fund .....	109,223.04	154,284.92
	<u>\$ 272,139.07</u>	<u>\$ 303,702.95</u>
Less: Payments to Provincial Treasurer toward cost of administration .....	\$ 60,000.00	\$ 60,000.00
Balance at end of year .....	<u>\$ 3,229,955.20</u>	<u>\$ 3,017,816.13</u>

GOVERNMENT OF THE PROVINCE OF ALBERTA  
PUBLIC TRUSTEE  
NOTES TO THE FINANCIAL STATEMENTS

DECEMBER 31, 1972

NOTE 1 The Public Trustee was established under the authority of The Public Trustee Act of the Province of Alberta.

NOTE 2 Common Fund:

	1972	1971
Investments, at amortized cost, consist of:		
Government of Canada, direct and guaranteed .....	\$ 3,446,440.86	\$ 3,443,784.07
Provincial issues, direct and guaranteed .....	18,795,998.88	17,911,466.23
Municipal and school districts .....	1,367,944.67	1,553,056.35
	<u>\$ 23,610,384.41</u>	<u>\$ 22,908,306.65</u>
Par value .....	<u>\$ 23,638,400.00</u>	<u>\$ 22,921,100.00</u>

NOTE 3 Other Assets:

Valuations of these assets, other than cash on hand, in banks and treasury branches, are estimated from information available to the Public Trustee and are subject to realization and adjustment as estates are administered.

NOTE 4 Special Reserve Fund:

	1972	1971
Investments, at amortized cost, consist of:		
Government of Canada, direct and guaranteed .....	\$ 2,243,523.25	\$ 2,242,169.07
Provincial issues, direct and guaranteed .....	389,281.80	313,766.33
	<u>\$ 2,632,805.05</u>	<u>\$ 2,555,935.96</u>
Par value .....	<u>\$ 2,660,000.00</u>	<u>\$ 2,585,000.00</u>

NOTE 5 Estates' and Beneficiaries' Liabilities:

These liabilities are reflected only to the extent of the estimated value of available estate assets. The amount due to Provincial mental facilities represents unpaid maintenance charges to September 30, 1972.

NOTE 6 For comparative purposes the 1971 figures have been restated where necessary.

## GOVERNMENT OF THE PROVINCE OF ALBERTA

## EDUCATION DEPARTMENT

## STATEMENT OF LEGISLATIVE AND EXECUTIVE APPROPRIATIONS, EXPENDITURES AND UNEXPENDED BALANCES

FOR THE YEAR ENDED MARCH 31, 1973

		APPROPRIATIONS						
Payments for the year ended March 31, 1973	No. of Apprn.	Service	Legislative	Executive	Total	Expended	Unexpended	Over-expended
INCOME ACCOUNT								
\$			\$		\$	\$	\$	
35,587.75	1301.	Minister's Office	47,060.00		47,060.00	34,937.20	12,122.80	
360,549.09	1302.	General Administration	393,290.00		393,290.00	354,447.62	38,842.38	
226,685,690.24	1303.	Grants to Schools	235,234,710.00		235,234,710.00	227,025,782.63	8,208,927.37	
805,839.73	1305.	Textbooks and Readers	1,071,400.00		1,071,400.00	812,812.35	258,587.65	
90,309.00	1306.	Miscellaneous Grants	97,410.00		97,410.00	90,309.00	7,101.00	
226.45	1309.	Education of Servicemen's Children	7,850,000.00		7,850,000.00	7,838,114.42	11,885.58	
7,441,721.32	1310.	Teachers' Pension Fund	3,600.00		3,600.00	3,504.86	95.14	
3,459.86	1311.	Allowances for Aged Teachers	10,000.00		10,000.00	9,062.09	937.91	
655,062.09	1312.	Minister's Committee	680,000.00		680,000.00	655,827.00	24,173.00	
324,745.60	1314.	Grants to Private Schools	340,020.00		340,020.00	324,737.59	15,282.41	
34,326.84	1317.	School Buildings	36,520.00		36,520.00	35,095.58	1,424.42	
219,982.28	1319.	Personnel Office	1,100,000.00		1,100,000.00	325,896.76	774,103.24	
1,673,753.27	1321.	Handicapped Children	1,876,050.00		1,876,050.00	1,657,951.51	218,098.49	
93,933.57	1322.	Field Services	45,510.00		45,510.00	34,107.72	11,402.28	
35,937.76	1323.	Counselling and Guidance	106,240.00		106,240.00	95,585.39	10,654.61	
2,193.49	1324.	Registrar	2,000.00		2,000.00	1,745.39	254.61	
260,778.31	1325.	Board of Reference	527,070.00		527,070.00	282,639.13	244,430.87	
1,680,722.50	1326.	Special Education Services	1,836,840.00		1,836,840.00	1,674,435.60	162,404.40	
357,503.37	1327.	Correspondence Schools Branch	913,570.00		913,570.00	906,242.72	7,327.28	
332.10	1328.	Adult Education School for the Deaf	492,840.00		492,840.00	324,346.63	168,493.37	
334.10	1329.	Curriculum	567,550.00		567,550.00	563,779.32	43,770.68	
536,757.71	1342.	Audio Visual Services	596,400.00		596,400.00	539,913.87	56,486.13	
609,010.28	1343.	Educational Television	703,310.00		703,310.00	555,296.45	148,013.55	
516,145.55	1344.	Research and Development	80,410.00		80,410.00	63,372.38	17,037.62	
65,375.77	1345.	Communications						
79,185.58	1351.	Examinations						
\$ 243,669,035.77		TOTAL: Income Account	\$254,651,800.00		\$254,651,800.00	\$244,207,986.21	\$ 10,443,813.79	
							(Net)	

Certified correct,

DOUGLAS W. ROGERS, C.A.

Deputy Provincial Auditor.





GOVERNMENT OF THE PROVINCE OF ALBERTA  
EDUCATION DEPARTMENT  
EXPENDITURE CLASSIFIED BY APPROPRIATIONS AND CHARACTER  
FOR THE YEAR ENDED MARCH 31, 1973  
INCOME ACCOUNT

Service	1301 Minister's Office	1302 General Administration	1303 Grants to Schools	1305 Text Books and Readers	1306 Miscellaneous Grants	1310 Teachers' Pension Fund	1311 Allowances to Aged Teachers	1312 Minister's Committees	1314 Grants to Private Schools	1315 School Buildings	1317 Personnel Office	1319 Educational Services Handicapped Children	1321 Field Services	1322 Counselling and Guidance	1323 Registrar	1324 Board of Reference	1325 Special Education Services	1331 Correspondence School Branch	1332 Alberta School for the Deaf	1341 Curriculum	1342 Audio Visual Services	1343 Educational Television	1344 Research and Development	1345 Communications	Totals
Amortization	\$	\$	\$	\$	\$	\$	\$	\$ 217.50	\$	\$ 432.60	\$	\$ 657.98	\$ 621.05	\$	\$	\$	\$	\$ 13,723.44	\$	\$	\$	\$	\$ 435.20	\$	\$ 16,087.77
Allocation, trucks and mobile																			2,704.41				1,040.49		3,744.90
equipment expenses																									1,891,952.01
Cash Pension Plan—						1,891,952.01																			1,621.06
employee's contribution																									484.96
Contractual agreements																					1,042.69		578.37		242,882.40
Depreciation expenses	143.16																								16,961.01
Flight and commissions		491.19	2,500.00					6,688.66		409.08	199.69		341.80												41,541.63
Freight express and cartage		2,449.47		100.60								2,948.87	604.48		123.25	1,550.00	62,539.78		4,085.50	40,488.13	109,919.29	2,254.73	7,024.75	1,055.00	242,882.40
Furniture, equipment and tools		2,350.89								107.08		699.97	5,157.49	556.81	558.21		115.58	295.79	807.15		2,259.95		2,568.94		16,961.01
Grant fees			227,023,282.63	802,610.69	90,309.00	5,946,162.41	3,504.86		655,827.00			228,000.00	2,600.00				10,983.36	3,936.61	180.75	1,576.27	9,857.95		4,919.23	657.01	235,233,581.88
Insurance																					988.89	480,110.00	186.40		226.00
Materials in homes and schools												81,560.00													81,560.00
Materials and supplies, administrative	1,400.03	29,942.21		10,101.06				512.48		4,403.52	931.83	9,551.19	33,314.96	3,658.24	2,364.43		10,506.75	112,402.02	61,993.04	53,545.14	191,451.29	321.58	92,096.83	17,634.94	636,131.54
Materials and supplies, construction																									1,056.64
Measurement expenses	191.97	345.30						86.25		68.77	22.44	74.85	17.74	113.05	14.60		87.13	126.19	85.30	132.05	11.82	42.71		100.21	1,320.38
Printing		10,365.06								1,366.26	628.45		7,108.78	1,586.78	4,237.22		926.41	53,952.74	843.99	2,753.19	24,901.59	118.42	20,123.23	2,693.00	131,605.12
Repair and maintenance of	949.90	29,979.17									358.83		17,819.18				8,235.07		556.65	177.33	6,895.03	51,076.82	30,059.67	3,340.81	149,448.46
furniture, equipment and tools													198.31												8,306.14
heat and maintenance of																			2,885.74		4,977.64		244.45		
other machines	230.06	5,056.47								669.15	303.18		3,227.20	189.12	526.45		892.24	4,656.74	626.19	918.04					19,963.90
Salaries	29,538.51	257,055.21								284,483.71	27,379.95		1,442,596.16	20,436.39	83,689.47		142,827.22	1,476,918.04	774,791.32	158,488.15	193,301.61		305,663.62	32,474.78	5,229,644.14
Telephone and telegraph	1,763.03	2,496.44								2,494.81	2,239.60		10,796.83	236.65	228.08		1,378.16	102.52	295.04	2,098.44	1,314.10	136.22	1,566.36	2,481.66	29,627.94
Transportation												3,087.31					1,207.90								17,326.67
Traveling expenses of other than																									68,792.61
public servants	720.54	5,628.02						1,557.20		1,829.11		1,722.65	2,243.70	1,347.32	1,586.15	195.39	16,063.22		160.00	38,539.45	1,693.07	1,073.12	204.13	578.10	209,130.24
expenses of public servants		216.25								28,073.28	1,908.32	511.55	117,886.53	2,837.41	300.50		12,828.29	2,680.57	3,511.46	23,329.20	4,589.51	809.08	1,583.22	1,932.76	11,705.07
		8,071.94								400.22	1,123.29	31.26	4,670.38	580.50			14,048.02	5,325.46	11,173.34	2,301.24	9,578.70	3,971.19	85,289.63		163,083.74
TOTAL: Income Account	\$ 34,937.20	\$ 354,447.62	\$ 227,025,782.63	\$ 812,812.35	\$ 90,309.00	\$ 7,838,114.42	\$ 3,504.86	\$ 9,062.09	\$ 655,827.00	\$ 324,737.59	\$ 35,095.58	\$ 325,896.76	\$ 1,657,951.51	\$ 34,107.75	\$ 93,628.36	\$ 1,745.39	\$ 282,639.13	\$ 1,674,435.60	\$ 906,242.72	\$ 324,346.63	\$ 563,779.32	\$ 539,913.87	\$ 555,296.45	\$ 63,372.38	\$ 244,207,986.21



STATEMENT No. 73

GOVERNMENT OF THE PROVINCE OF ALBERTA  
EDUCATION DEPARTMENT  
CASH COLLECTED ON INCOME ACCOUNT  
FOR THE YEAR ENDED MARCH 31, 1973

	Actual	Estimates	In Excess of Estimates	Less than Estimates
Appeal fees .....	\$ 3,918.00	\$ 6,250.00		\$ 2,332.00
Audio-visual education .....	21,578.20	20,000.00	1,578.20	
Caution fees .....	317.30		317.30	
Examination fees .....	102,092.95	120,000.00		17,907.05
Government of Canada:				
Bilingualism .....	192,170.81	100,000.00	92,170.81	
Canada Internation Development .....	222.64		222.64	
Citizenship instruction .....		3,000.00		3,000.00
Construction grants .....	9,502.00		9,502.00	
Nigerian project .....	1,256.52		1,256.52	
School for the deaf .....	3,966.01	3,000.00	966.01	
Text books and readers .....	4,682.86	4,000.00	682.86	
Vocational rehabilitation of disabled—Treasury .....	105.75		105.75	
High school correspondence course fees .....	286,004.13	340,000.00		53,995.87
Miscellaneous .....	12,227.17	10,000.00	2,227.17	
Reimbursement of salaries .....	445.10		445.10	
Sale of publications .....	14,541.85	15,000.00		458.15
School for the Deaf:				
Miscellaneous charges to students .....	60,359.04		60,359.04	
Services and supplies to staff .....	6,003.50	52,950.00		46,946.50
Teachers' certificates .....	17,640.22	10,000.00	7,640.22	
Transcripts .....	37,634.02	40,000.00		2,365.98
<b>TOTAL: Income Account .....</b>	<b>\$ 774,668.07</b>	<b>\$ 724,200.00</b>	<b>\$ 50,468.07</b>	<b>(Net)</b>

Certified correct,

DOUGLAS W. ROGERS, C.A.

Deputy Provincial Auditor.

GOVERNMENT OF THE PROVINCE OF ALBERTA  
DEPARTMENT OF EDUCATION  
SCHOOL BOOK BRANCH  
BALANCE SHEET AS AT MARCH 31, 1973  
(with comparative figures)

ASSETS

	1973	1972
Current assets:		
Cash in bank .....	\$ 1,448.30	\$ 2,753.70
Accounts receivable .....	102,698.72	114,344.90
Inventory, at the lower of cost and net realizable value .....	1,478,078.59	1,358,588.54
Prepaid expenses .....	7,575.57	5,741.33
	<u>\$ 1,589,801.18</u>	<u>\$ 1,481,428.47</u>
Fixed assets:		
Vehicles and equipment, at cost .....	\$ 43,767.11	\$ 41,739.29
Less: Accumulated depreciation .....	22,598.17	20,965.06
	<u>\$ 21,168.94</u>	<u>\$ 20,774.23</u>
	<u>\$ 1,610,970.12</u>	<u>\$ 1,502,202.70</u>

LIABILITIES

Current liabilities:		
Accounts payable .....	\$ 326,573.99	\$ 34,933.25
Provincial Treasurer's advance .....	1,355,382.83	1,494,994.87
Deficit, Statement No. 75 .....	(70,986.70)	(27,725.42)
	<u>\$ 1,610,970.12</u>	<u>\$ 1,502,202.70</u>

The accompanying notes are part of these financial statements.

AUDITOR'S REPORT

Edmonton, Alberta, June 26, 1973

I have examined the Balance Sheet of the Department of Education, School Book Branch as at March 31, 1973 and the Statement of Operations and Deficit for the year then ended. My examination included a general review of the accounting procedures and such tests of accounting records and other supporting evidence as I considered necessary in the circumstances.

In my opinion these financial statements present fairly the financial position of the Branch as at March 31, 1973 and the results of its operations for the year then ended, in accordance with generally accepted accounting principles applied on a basis consistent with that of the preceding year.

DOUGLAS W. ROGERS, C.A.

*Deputy Provincial Auditor.*

STATEMENT No. 75

## GOVERNMENT OF THE PROVINCE OF ALBERTA

## DEPARTMENT OF EDUCATION

## SCHOOL BOOK BRANCH

## STATEMENT OF OPERATIONS AND DEFICIT

FOR THE YEAR ENDED MARCH 31, 1973

(with comparative figures)

	1973	1972
Sales (Note 2)	\$ 3,494,137.88	\$ 4,158,203.84
Deduct: Cost of goods sold:		
Inventory at beginning of year	\$ 1,358,588.54	\$ 1,696,166.49
Purchases	3,144,209.12	3,308,671.24
Freight and duty	47,710.46	56,747.87
	\$ 4,550,508.12	\$ 5,061,585.60
Less: Inventory at end of year	1,478,078.59	1,358,588.54
	\$ 3,072,429.53	\$ 3,702,997.06
Gross profit	\$ 421,708.35	\$ 455,206.78
Expenses:		
Salaries and wages	\$ 332,003.49	\$ 333,803.41
Interest on advance	67,685.52	76,185.81
Printing, office and warehouse supplies	21,725.21	24,068.09
Freight, express and cartage on sales	19,794.40	23,423.39
Postage	14,323.07	15,084.80
Rent	2,500.00	2,500.00
Insurance	2,391.84	3,153.49
Depreciation on vehicles and equipment	2,150.72	2,297.49
Vehicles	1,040.87	667.69
Travelling	638.48	834.89
Telephone and telegraph	592.38	445.93
Provision for doubtful accounts	10.00	380.00
Miscellaneous	113.65	87.21
	\$ 464,969.63	\$ 482,932.20
Net loss for the year	\$ (43,261.28)	\$ (27,725.42)
Deficit at beginning of year	(27,725.42)	
Deficit at end of year	\$ (70,986.70)	\$ (27,725.42)

GOVERNMENT OF THE PROVINCE OF ALBERTA  
DEPARTMENT OF EDUCATION  
SCHOOL BOOK BRANCH  
NOTES TO THE FINANCIAL STATEMENTS  
MARCH 31, 1973

NOTE 1 Authority

The School Book Branch was established under the authority of The Department of Education Act, Chapter 96, R.S.A. 1970.

NOTE 2 Sales

Sales include \$366,954.69 (1972—\$499,453.08) contributed by the Province of Alberta in respect to an additional discount allowed to school divisions, school districts, counties and approved private schools under the text book rental plan in accordance with Order-in-Council 935/57 (as amended).

NOTE 3 Comparative Figures

For comparative purposes the 1972 figures have been restated where necessary to conform to 1973 presentation.

NOTE 4 Retroactive Salary Increases

These financial statements do not reflect the applicable portions of the general salary increase authorized by Order-in-Council 691/73, dated May 8, 1973 which was retroactive to January 1, 1973.



STATEMENT No. 76

GOVERNMENT OF THE PROVINCE OF ALBERTA  
SCHOOL FOUNDATION PROGRAM FUND  
STATEMENT OF OPERATIONS  
FOR THE YEAR ENDED MARCH 31, 1973

	1973	1972
Balance at beginning of year .....	\$ 4,504,263.80	\$ 4,834,439.65
Add: Revenue:		
Contributions from municipalities on the basis of 30 mills on equalized assessment	\$109,092,384.00	\$102,553,698.00
Contribution from Government of Alberta .....	216,200,000.00	201,200,000.00
Interest earnings (Note 2) .....	10,077.83	125,506.53
	<u>\$325,302,461.83</u>	<u>\$303,879,204.53</u>
	<u>\$329,806,725.63</u>	<u>\$308,713,644.18</u>
Deduct: Expenditure:		
Grants to school authorities, net:		
In respect of 1968/69 year .....	\$ .....	\$ (23,110.00)
In respect of 1969/70 year .....	3,512.00	(45,863.00)
In respect of 1970/71 year .....	20,279.00	17,502.00
In respect of 1971/72 year .....	485,375.45	304,184,282.38
In respect of 1972/73 year .....	322,314,060.00	.....
	<u>\$322,823,226.45</u>	<u>\$304,132,811.38</u>
Refunds to municipalities of prior years' overpayments .....	.....	76,569.00
	<u>\$322,823,226.45</u>	<u>\$304,209,380.38</u>
Balance at end of year .....	<u>\$ 6,983,499.18</u>	<u>\$ 4,504,263.80</u>
At the end of the year the Fund balance was comprised of:		
Cash in bank .....	\$ 5,996,563.87	\$ 777,465.72
Short term deposits .....	.....	3,200,000.00
Assessments and accounts receivable .....	986,935.31	476,107.16
Prepaid grants .....	.....	30,933.00
Interest receivable .....	.....	19,757.92
	<u>\$ 6,983,499.18</u>	<u>\$ 4,504,263.80</u>

The accompanying notes are part of the financial statement.

#### AUDITOR'S REPORT

Edmonton, Alberta, July 20, 1973

I have examined the Statement of Operations of the School Foundation Program Fund for the year ended March 31, 1973. My examination included a general review of the accounting procedures and such tests of accounting records and other supporting evidence as I considered necessary in the circumstances.

In my opinion this financial statement presents fairly the results of operations of the Fund for the year ended March 31, 1973, in accordance with generally accepted accounting principles applied on a basis consistent with that of the preceding year.

DOUGLAS W. ROGERS, C.A.  
Deputy Provincial Auditor.

GOVERNMENT OF THE PROVINCE OF ALBERTA  
SCHOOL FOUNDATION PROGRAM FUND  
NOTES TO THE FINANCIAL STATEMENT  
MARCH 31, 1973

NOTE 1 Authority

The School Foundation Program Fund was established under the authority of The School Act, Chapter 329, R.S.A. 1970.

NOTE 2 Interest Earnings

No interest earnings have been credited to the Fund by the Province of Alberta during the current year.

STATEMENT No. 77

## GOVERNMENT OF THE PROVINCE OF ALBERTA

BOARD OF ADMINISTRATORS  
TEACHERS' RETIREMENT FUND  
BALANCE SHEET

AS AT AUGUST 31, 1972  
(with comparative figures)

## ASSETS

Current assets:	1972	1971
Cash on hand and in bank .....	\$ 163,642.64	\$ (228,835.43)
Accounts receivable (Note 1) .....	1,164,984.27	946,061.15
Accrued interest .....	1,249,073.51	1,143,868.09
Prepaid expenses .....	7,477.43	8,484.05
	<u>\$ 2,585,177.85</u>	<u>\$ 1,869,577.86</u>
Investments (Note 2) .....	\$ 85,826,424.77	\$ 76,240,274.78
Fixed assets:		
Office furniture and equipment, at cost .....	\$ 57,620.68	\$ 42,632.56
Less: Accumulated depreciation .....	23,963.97	22,630.00
	<u>\$ 33,656.71</u>	<u>\$ 20,002.56</u>
	<u>\$ 88,445,259.33</u>	<u>\$ 78,129,855.20</u>

## LIABILITIES AND RETIREMENT FUND

Current liabilities:		
Accounts payable (Note 3) .....	\$ 780,016.14	\$ 427,643.25
Deposit .....	3,570.66	3,955.34
	<u>\$ 783,586.80</u>	<u>\$ 431,598.59</u>
Deferred revenue:		
Interest received in advance .....	2,568.33	2,935.23
Teachers' contributions, including interest (Statement No. 78) .....	69,566,989.83	62,602,082.76
Reserves (Statement No. 79) .....	18,092,114.37	15,093,238.62
	<u>\$ 88,445,259.33</u>	<u>\$ 78,129,855.20</u>

The accompanying notes are part of these financial statements.

## AUDITOR'S REPORT

Edmonton, Alberta, March 8, 1973

I have examined the Balance Sheet of the Board of Administrators, Teachers' Retirement Fund, as at August 31, 1972, and the Statements of Teachers' Contributions, Including Interest, and Reserves with supporting statements for the year then ended. My examination included a general review of the accounting procedures and such tests of accounting records and other supporting evidence as I considered necessary in the circumstances except that, due to the fact that the individual teachers' current contributions had not been recorded I was unable to verify the detail of the current portion of the item in the Balance Sheet for "Teachers' contributions, including interest".

In my opinion, except for the effect of any adjustments which might have been required had I been able to verify the current portion of the teachers' contribution accounts, these financial statements present fairly the financial position of the Fund as at August 31, 1972, and the results of its operations for the year then ended, in accordance with generally accepted accounting principles applied on a basis consistent with that of the preceding year.

DOUGLAS W. ROGERS, C.A.  
Deputy Provincial Auditor.

STATEMENT No. 78

GOVERNMENT OF THE PROVINCE OF ALBERTA  
BOARD OF ADMINISTRATORS  
TEACHERS' RETIREMENT FUND  
STATEMENT OF TEACHERS' CONTRIBUTIONS, INCLUDING INTEREST  
FOR THE YEAR ENDED AUGUST 31, 1972  
(with comparative figures)

	Public School Teachers	Private School Teachers	1972 Total	1971 Total
Balance at beginning of year .....	\$ 62,556,634.28	\$ 45,448.48	\$ 62,602,082.76	\$ 56,889,933.09
Add:				
Contributions by teachers .....	\$ 9,926,646.92	\$ 16,737.41	\$ 9,943,384.33	\$ 8,652,619.45
Interest allocated to teachers' accounts .....	1,976,291.42	1,437.74	1,977,729.16	1,828,699.87
Accounts reinstated .....	28,123.41	.....	28,123.41	20,119.00
Contributions in respect to teachers transferred from (to) The Public Service Pension Act, net .....	5,813.39	.....	5,813.39	(95,834.16)
	\$ 11,936,873.14	\$ 18,175.15	\$ 11,955,050.29	\$ 10,405,604.16
Deduct:				
Contributions of teachers pensioned during the year .....	\$ 3,430,286.23	\$ 287.42	\$ 3,430,573.65	\$ 3,083,556.57
Refunds to teachers and teachers' estates .....	1,520,981.30	4,140.70	1,525,122.00	1,583,060.40
Contributions in respect to teachers transferred to (from) the Superannuation Account of the Government of Canada, net .....	5,124.92	.....	5,124.92	(1,685.75)
Payments in lieu of short service annuities .....	29,322.65	.....	29,322.65	27,054.15
Transfer to short service annuities reserve .....	.....	.....	.....	1,469.12
	\$ 4,985,715.10	\$ 4,428.12	\$ 4,990,143.22	\$ 4,693,454.49
Balance at end of year .....	\$ 69,507,794.32	\$ 59,195.51	\$ 69,566,989.83	\$ 62,602,082.76

GOVERNMENT OF THE PROVINCE OF ALBERTA  
BOARD OF ADMINISTRATORS  
TEACHERS' RETIREMENT FUND  
STATEMENT OF RESERVES

FOR THE YEAR ENDED AUGUST 31, 1972  
(with comparative figures)

	Province of Alberta Pension Reserve	Teachers' Pension Reserve	Private School Teachers' Pension Reserve	Short Service Annuities Reserve	1972 Total	1971 Total
Balance at beginning of year .....	\$ 5,186,814.67	\$ 4,924,765.36	\$ 9,471.48	\$ 1,187.47	\$ 5,186,814.67	\$ 3,774,896.33
Add:						
(a) Contributions by the Province of Alberta .....						
Fund earnings, Statement No. 80 .....		3,430,286.23	287.42		4,935,424.31	3,815,138.26
Contributions of teachers pensioned during the year .....		123,950.29	24,614.34		3,430,573.65	3,083,556.57
(b) Contributions by teachers .....	56,140.20				180,090.49	76,299.16
(c) Contributions by employers .....	66,999.43				91,613.77	77,297.98
Transfer to short service annuities reserve .....						1,469.12
	\$ 5,309,954.30	\$ 8,479,001.88	\$ 34,373.24	\$ 1,187.47	\$ 13,824,516.89	\$ 10,828,657.42
Deduct:						
Pension payments .....						
Interest allocated to teachers' accounts .....	\$ 5,136,576.14	\$ 3,343,826.83	\$ 1,214.30		\$ 8,481,617.27	\$ 6,126,700.28
Administration expenses, Statement No. 81 .....	138,930.60	1,976,291.42	1,437.74		1,977,729.16	1,828,699.87
Payments in lieu of short service annuities .....	29,322.65	147,798.29	284.21		287,013.10	267,719.10
Teachers' accounts re-instated .....					29,322.65	27,054.15
Death benefit payments .....		28,123.41			28,123.41	20,119.00
Contributions in respect to teachers transferred to (from) the Superannuation Account of the Government of Canada, net .....		13,700.00			13,700.00	19,800.00
Short service annuity payments .....	5,124.91					(1,685,74)
				3,010.64	3,010.64	3,658.28
	\$ 5,309,954.30	\$ 5,509,739.95	\$ 2,936.25	\$ 3,010.64	\$ 10,825,641.14	\$ 8,292,064.94
Balance at end of year .....		\$ 17,936,181.09	\$ 126,659.69	\$ 29,273.59	\$ 18,092,114.37	\$ 15,093,238.62

- (a) The Teachers' Retirement Fund Act, Sections 12 and 14  
(b) The Teachers' Retirement Fund Act, Section 32(4)  
(c) The Teachers' Retirement Fund Act, Sections 23(4), 24(7), 25(5) and 28(3)

GOVERNMENT OF THE PROVINCE OF ALBERTA  
BOARD OF ADMINISTRATORS  
TEACHERS' RETIREMENT FUND  
STATEMENT OF FUND EARNINGS  
FOR THE YEAR ENDED AUGUST 31, 1972  
(with comparative figures)

Source	Interest and Dividends	Amortiza- tion of Discount (Premium), net	Deduct: Losses on Disposals, net	1972 Fund Earnings	1971 Fund Earnings
Bonds and debentures	\$ 3,863,273.58	\$ 98,001.99	\$ 10,481.14	\$ 3,950,794.43	\$ 3,000,136.01
Mortgages	596,783.77	(556.17)	84.47	596,143.13	452,094.72
Shares	480,771.42		136,980.98	343,790.44	243,070.54
Short term deposits	44,696.31			44,696.31	119,836.99
	<u>\$ 4,985,525.08</u>	<u>\$ 97,445.82</u>	<u>\$ 147,546.59</u>	<u>\$ 4,935,424.31</u>	<u>\$ 3,815,138.26</u>

GOVERNMENT OF THE PROVINCE OF ALBERTA  
BOARD OF ADMINISTRATORS  
TEACHERS' RETIREMENT FUND  
STATEMENT OF ADMINISTRATION EXPENSES  
FOR THE YEAR ENDED AUGUST 31, 1972  
(with comparative figures)

	1973	1972
Office salaries	\$ 119,547.11	\$ 108,888.51
Management consultants	51,534.00	55,179.58
Investment consultants	30,000.00	22,500.00
Bank charges	15,011.70	14,673.68
Audit fee	14,600.00	8,500.00
Office rental	10,600.00	8,405.97
Stationery and supplies	7,973.45	5,753.77
Staff retirement plan	5,752.11	6,765.79
Depreciation, office equipment	4,005.19	3,349.22
Postage	3,922.61	3,376.26
Rental of office equipment	3,706.00	2,832.67
Data processing	3,039.85	3,346.32
Telephone and telegraph	2,084.17	1,585.04
Board expenses	1,987.22	1,143.21
Conferences	1,614.48	1,108.83
Office assistance salaries	1,593.05	2,200.16
Canada Pension Plan contributions	1,443.31	1,407.49
Servicing of office equipment	1,298.39	1,344.17
Unemployment insurance	1,085.65	1,145.52
Actuaries fees	1,000.00	947.00
Safety deposit box rental	900.00	900.00
Advertising	863.88	
Insurance	846.40	763.20
Armoured car service	630.00	551.25
Staff medical insurance premiums	520.10	551.66
Medical retainer	500.00	500.00
Travelling	123.00	134.74
Legal fees	121.25	9,447.44
Miscellaneous	710.18	417.53
	<u>\$ 287,013.10</u>	<u>\$ 267,719.10</u>



GOVERNMENT OF THE PROVINCE OF ALBERTA  
BOARD OF ADMINISTRATORS  
TEACHERS' RETIREMENT FUND  
NOTES TO THE FINANCIAL STATEMENTS  
AUGUST 31, 1972

	1972	1971
NOTE 1 Accounts receivable are summarized hereunder:		
Province of Alberta .....	\$ 592,058.43	\$ 464,031.05
Contributions .....	504,044.20	429,554.66
Other .....	68,881.64	52,475.44
	<u>\$ 1,164,984.27</u>	<u>\$ 946,061.15</u>

	Approximate Market Value	Par Value	Cost or Amortized Cost
NOTE 2 Investments are summarized hereunder:			
Bonds and debentures:			
Government of Canada, direct and guaranteed	\$ 8,743,906.25	\$ 9,775,000.00	\$ 9,583,036.64
Provincial issues, direct and guaranteed .....	25,686,132.65	29,764,000.00	28,690,333.74
Municipal .....	6,871,809.88	7,812,124.91	7,746,453.01
School divisions .....	409,026.48	451,660.00	447,982.19
Hospitals .....	231,160.00	272,000.00	271,797.40
Corporations .....	15,257,532.35	16,083,200.00	15,780,950.71
	<u>\$ 57,199,567.61</u>	<u>\$ 64,157,984.91</u>	<u>\$ 62,520,553.69</u>
Mortgages, guaranteed by Central Mortgage and Housing Corporation .....	*8,227,913.02	\$ 8,211,542.86	8,227,913.02
Shares .....	18,749,596.97		14,327,958.06
Deposit receipts .....	750,000.00		750,000.00
1972 totals .....	<u>\$ 84,927,077.60</u>		<u>\$ 85,826,424.77</u>
1971 totals .....	<u>\$ 72,238,859.63</u>		<u>\$ 76,240,274.78</u>

\*amortized cost

NOTE 3 Details of accounts payable are as follows:	1972	1971
Pensions .....	\$ 504,535.95	\$ 327,448.33
Investment purchases .....	159,491.50	
Other .....	115,988.69	100,194.92
	<u>\$ 780,016.14</u>	<u>\$ 427,643.25</u>

NOTE 4 An actuarial valuation as at August 31, 1968, based on new tables recommended by the Board's actuary and subsequently adopted by the Board, indicates that Fund assets together with future contributions from teachers will be insufficient by an amount of \$251,206,000.00 to meet the combined liabilities of the Fund. This amount is determined in the actuarial valuation as set out in the table hereunder:

Section	Teachers' Fund	Government Fund	Combined Funds
1. Pensioners			
Assets .....	\$ 9,234,000.00	\$ .....	\$ 9,234,000.00
Liabilities .....	12,064,000.00	19,077,000.00	31,141,000.00
Deficit .....	<u>\$ 2,830,000.00</u>	<u>\$ 19,077,000.00</u>	<u>\$ 21,907,000.00</u>
2. Active Lives			
Assets (including future contributions) .....	\$116,240,000.00	\$ .....	\$116,240,000.00
Liabilities .....	185,973,000.00	159,566,000.00	345,539,000.00
Deficit .....	<u>\$ 69,733,000.00</u>	<u>\$159,566,000.00</u>	<u>\$229,299,000.00</u>
Total deficit .....	<u>\$ 72,563,000.00</u>	<u>\$178,643,000.00</u>	<u>\$251,206,000.00</u>

The above actuarial valuation has not been amended to reflect the increase in the deficit which will result from the increases in pensions granted pursuant to Orders-in-Council 987/71, effective January 1, 1971, and 1931/72, effective January 1, 1972. Under the provisions of Section 40 of The Teachers' Retirement Fund Act, payment of all benefits is guaranteed by the Government of the Province of Alberta.

NOTE 5 At August 31, 1972, the Board of Administrators had outstanding commitments for the acquisition of mortgages amounting to \$1,403,402.19.

GOVERNMENT OF THE PROVINCE OF ALBERTA  
EXECUTIVE COUNCIL

STATEMENT OF LEGISLATIVE AND EXECUTIVE APPROPRIATIONS, EXPENDITURES AND UNEXPENDED BALANCES  
FOR THE YEAR ENDED MARCH 31, 1973

Payments for the year ended March 31, 1973	No. of Appn.	Service	APPROPRIATIONS					Over- expended	Remarks
			Legislative	Executive	Total	Expended	Unexpended		
			INCOME ACCOUNT						
			\$	\$	\$	\$	\$	\$	
98,995.56	1401.	Minister's Office	100,550.00		100,550.00	95,005.43	5,544.57		
329,145.00	1402.	General Administration	329,145.00		329,145.00	317,146.92	11,998.08		
23,698.21	1403.	Lieutenant Governor's Office	23,448.00		23,448.00	23,868.96		420.96	O/C 528/73
5,713.18	1404.	Election Act	11,700.00		11,700.00	4,324.43	7,375.57		
32,430.17	1405.	Ministerial Assistants	38,281.00		38,281.00	32,648.02	5,632.98		
6,762.50	1409.	The Northern Alberta Development Council							
2,763,825.00	1407.	Energy Resources Conservation Board	2,763,825.00	41,415.13	2,805,240.13	2,763,825.00	41,415.13		S.W. 38/72-73
24,998.13	1410.	Alberta Women's Bureau	42,095.00		42,095.00	25,009.52	17,085.48		
21,283.52	1411.	Division of Alcoholism							
26,750.68	1420.	Personnel Administration Office	675,062.00		675,062.00	646,980.74	28,081.26		
591,309.60	1440.	Emergency Measures Organization							
116,657.87	1430.	Research Council of Alberta	1,291,440.00		1,291,440.00	1,254,462.12	36,977.88		
1,112,018.23	1446.	Bureau of Public Affairs							
7,555.41	1443.	Ministerial Assistants							
77,662.25		Special Warrants 2 & 25/72-73 (Grants to Flood Victims)		125,000.00	125,000.00	77,676.41	47,323.59		
3,516.42		Special Warrant 66/72-73 (Centennial of the R.C.M.P.)		65,000.00	65,000.00	43,557.02	21,442.98		
			\$ 5,275,546.00	\$ 231,415.13	\$ 5,506,961.13	\$ 5,284,504.57	\$ 222,456.56		
44,930.02	1413.	Tourism: Minister's Office	21,430.00		21,430.00	45,141.48		\$ 23,711.48	O/C 1397/72
917,608.88	1414.	Alberta Government Travel Bureau	1,100,000.00		1,100,000.00	1,093,730.89	6,269.11		
			\$ 1,121,430.00		\$ 1,121,430.00	\$ 1,138,872.37		\$ 17,442.37	
46,034.36	1418.	Northern Development: Minister's Office	41,234.00		41,234.00	46,158.73		\$ 4,924.73	O/C 489/73
16,074.69	1419.	Northern Development and Native Affairs	75,000.00		75,000.00	41,280.57	33,719.43		
			\$ 116,234.00		\$ 116,234.00	\$ 87,439.30	\$ 28,794.70		
10,142,898.00	1421.	Pensions: Public Service Pension Act	9,265,000.00	880,000.00	10,145,000.00	\$ 10,142,898.00	2,102.00		S.W. 60/72-73
16,200.00	1422.	Retiring Gratuity Civil Servants	16,500.00		16,500.00	16,200.00	300.00		
268,184.49	1423.	Members of the Legislative Assembly Pension Act	305,000.00		305,000.00	268,184.49	36,815.51		
4,618,321.31	1424.	Local Authorities Pension Act	4,075,000.00	610,000.00	4,685,000.00	4,618,320.32	66,679.68		S.W. 61/72-73







GOVERNMENT OF THE PROVINCE OF ALBERTA  
EXECUTIVE COUNCIL  
EXPENDITURE CLASSIFIED BY APPROPRIATIONS AND CHARACTER  
FOR THE YEAR ENDED MARCH 31, 1973  
INCOME ACCOUNT

Service	1401 Minister's Office	1402 General Administration	1403 Lieutenant Governor's Office	1404 The Election Act	1405 Ministerial Assistants	1407 Energy Resources Conservation Board	1410 Alberta Women's Bureau	1413 Tourism Minister's Office	1414 Alberta Government Travel Bureau	1418 Northern Development Minister's Office	1419 Northern Development and Native Affairs	1421 The Public Service Pension Act	1422 Retiring Gratuity, Civil Servants	1423 Members of the Legislative Assembly Pension Act	1424 Local Authorities Pension Act	1425 Public Service Pension Board	1440 Emergency Measures Organization	1446 Bureau of Public Affairs	1460 Human Resources Research Council	1461 Human Resources Development Authority	1463 Community Development Branch	1464 Lesser Slave Lake Projects	S.W.'s 2 & 25, 1972-73 Grants to Flood Victims	S.W.'s 1972-73 Public Service Management Pension Act	S.W.'s 66-1972-73 Centennial of the R.C.N.I.P.	Totals
Accounting, trucks and mobile	\$	\$	\$	\$ 555.10	\$	\$	\$ 300.10	\$	\$ 243,522.64	\$	\$	\$	\$	\$	\$	\$	\$ 3,016.00	\$ 294,766.65	\$	\$	\$	\$	\$	\$	\$ 1,599.49	\$ 556,759.98
Amortization, trucks and mobile			4,026.00						109.02												6,019.21	2,168.38				12,322.61
Equipment, purchase		622.74	3,198.04						1,380.62								5,539.78				4,169.66	5,536.16				20,447.00
Equipment, expenses																						9,016.00				9,016.00
Land Purchase Plan, employers' contribution		1,042.50																								1,042.50
Unemployment insurance																						164.16				164.16
Unemployment insurance																						309,228.09				402,090.32
Unemployment insurance	1,731.15	14,934.27	900.00		1,809.06				1,151.70								2,189.14	89,521.39								152,981.88
Unemployment insurance	18,000.00	56,502.66	3,600.00	2,685.26	18,000.00		120.25	3,939.60	40,091.14	14,861.80	7,082.15					6,808.00	124,657.50	266.71		167.62					582,853.44	
Unemployment insurance		5,019.24			154.00				12,759.64								997.50	117,503.38	182,731.37		43,020.46	43,909.87			2,000.00	1,042.50
Unemployment insurance		1,066.52	2,084.40		516.22			1,105.20	5,778.00	119.69	643.31					9,949.91	582.13	117,503.38	146.05	116.30	1,498.18	477.45				25,406.44
Unemployment insurance							4,000.00		233,276.74		24,900.00						1,147.31	20,240.05		331.19	2,119.97	15,352.76				60,454.53
Unemployment insurance		1,320.00															159,208.16	7,003.13		839,756.40	90,341.72	68,179.16				1,426,665.31
Unemployment insurance																	336.52	250.23	544.70							2,451.45
Unemployment insurance																						156.82				156.82
Unemployment insurance																						129,255.30				129,255.30
Unemployment insurance	4,262.17	12,592.28		415.05	144.72		2,603.52	1,207.62	288,025.70	922.66	288.98					28,204.67	11,441.18	141,691.72	41,483.28	4,144.03	3,531.10	10,063.89	2,481.93		2,40.76	558,747.26
Unemployment insurance																	402.66	242.97			478.74	3,798.88				4,923.25
Unemployment insurance	5.50	22.21	84.53	58.81	72.91		209.00	159.84	192.87	168.21	98.50					100.12		90.00		122.28	131.02	106.60	47.41		58.35	1,940.00
Unemployment insurance	3,132.84	364.74	313.45				632.10		65,087.44	252.42						9,235.20	1,831.31	4,123.67		948.06	821.79	212.10		194,535.18		15,229,009.59
Unemployment insurance	2,406.35	38,364.61		311.75					17,310.31							11,086.04	275.19	16,842.34	4,642.18	6,504.07	18,246.78	18,750.49	3,558.60			88,659.29
Unemployment insurance																										138,298.71
Unemployment insurance																										3,795.29
Unemployment insurance									199.68											1,058.31	130.23	262.38				8,564.46
Unemployment insurance																										2,043,204.85
Unemployment insurance	424.98	486.79							907.77								4,626.78	737.10	621.80	350.10	387.26	21.88				2,763,825.00
Unemployment insurance	39,978.00	77,686.26	8,688.00		6,984.00		16,495.00	33,180.41	106,297.20	23,280.25			13,500.00			277,871.29	381,326.89	331,057.14	291,415.91	103,025.00	332,419.50				89,305.41	
Unemployment insurance						2,763,825.00																				573.80
Unemployment insurance	7,078.43	3,521.82	498.54		117.47			4,150.78	6,532.91	2,648.28	702.45					1,035.21	6,796.72	34,140.69	1,387.58	3,990.39	13,441.77	2,652.15	610.22		84.64	291,543.26
Unemployment insurance																										51,682.85
Unemployment insurance	1,758.20	18,920.26	812.00	293.21	4,688.31			178.73	19,627.49	2,504.33	1,912.26						32,409.20	15,272.52	1,394.72		11,593.20	22,936.36				134,874.59
Unemployment insurance	706.08	79,225.36			161.33		245.22	43.00	19,977.24							4,543.36	35,075.38	31,466.54	5,054.58	4,896.96	89,363.94	18,057.36	2,642.27			291,543.26
Unemployment insurance																155.75	218.75									51,682.85
Unemployment insurance	14,455.21	4,436.78	1,748.40	5.25			404.33	1,176.30	25,140.06	1,401.09	5,652.92					8,369.57		19,469.23	169.30	13,779.43	60,833.91	130,260.03				531.32
TOTAL: Income Account	\$ 95,005.43	\$ 317,146.92	\$ 23,868.96	\$ 4,324.43	\$ 32,648.02	\$ 2,763,825.00	\$ 25,009.52	\$ 45,141.48	\$ 1,093,730.89	\$ 46,158.73	\$ 41,280.57	\$ 10,142,898.00	\$ 16,200.00	\$ 268,184.49	\$ 4,618,320.32	\$ 361,985.90	\$ 646,980.74	\$ 1,254,462.12	\$ 533,434.43	\$ 139,274.86	\$ 1,428,106.32	\$ 864,518.83	\$ 77,676.41	\$ 194,535.18	\$ 4,557,002,825,078.27	\$ 45





## STATEMENT No. 83—Continued

## CAPITAL ACCOUNT

Service	1483 Lesser Slave Lake Projects	Totals
Advertising .....	\$ 1,138.59	\$ 1,138.59
Automobiles, trucks and mobile equipment, purchase .....	30,768.84	30,768.84
Automobiles, trucks and mobile equipment, expenses .....	3,071.69	3,071.69
Buildings and sites .....	32,052.85	32,052.85
Compensation .....	128.75	128.75
Contracts and agreements .....	866,977.61	866,977.61
Easements and right of way .....	16,587.50	16,587.50
Fees and commissions .....	32,965.97	32,965.97
Freight, express and cartage .....	5,233.25	5,233.25
Furnishings, equipment and tools .....	23,982.14	23,982.14
Materials and supplies, administrative .....	13,205.91	13,205.91
Materials and supplies, construction .....	206,117.13	206,117.13
Miscellaneous expenses .....	28.06	28.06
Postage .....	154.45	154.45
Rentals .....	235,404.73	235,404.73
Repair and maintenance of furnishings, equipment and tools .....	965.68	965.68
Salaries .....	1,251.25	1,251.25
Telephone and telegraph .....	3,611.37	3,611.37
Travelling expenses of other than public servants .....	222.75	222.75
Travelling expenses of public servants .....	62,867.19	62,867.19
Utilities .....	2,158.75	2,158.75
Wages .....	169,934.00	169,934.00
<b>TOTAL: Capital Account .....</b>	<b>\$ 1,708,828.46</b>	<b>\$ 1,708,828.46</b>

## GOVERNMENT OF THE PROVINCE OF ALBERTA

## EXECUTIVE COUNCIL

## CASH COLLECTED ON INCOME AND CAPITAL ACCOUNTS

FOR THE YEAR ENDED MARCH 31, 1973

## INCOME ACCOUNT

	Actual	Estimates	In Excess of Estimates	Less than Estimates
Coal mining, miscellaneous .....	\$ .....	\$ 2,500.00	\$ .....	\$ 2,500.00
Forfeited election deposits .....	182.25		182.25	
Film and photographic branch .....	13,950.51	12,000.00	1,950.51	
Government of Canada:				
Emergency measures organization .....	225,844.55	223,200.00	2,644.55	
Human resources development projects .....		58,000.00		58,000.00
Human resources development, miscellaneous .....	147.00		147.00	
Human Resources Research Council, miscellaneous .....	33,217.99		33,217.99	
Lesser Slave Lake, special area .....		1,827,500.00		1,827,500.00
Lesser Slave Lake, tourist study .....	4,598.57		4,598.57	
Community development program .....	125,035.00		125,035.00	
Local Authorities Pension Act .....	17,832,054.52	11,500,000.00	6,332,054.52	
Public Service Management Pension Act .....	960,249.33		960,249.33	
M.L.A. Pension Act .....	87,603.29	50,000.00	37,603.29	
Miscellaneous .....	13.54		13.54	
Pipe line fees .....		16,000.00		16,000.00
Public Service Pension Act .....	11,542,130.68	12,000,000.00		457,869.32
Public Service Pension Board, miscellaneous .....	1,257.90	2,000.00		742.10
Reimbursement re liquor plebiscites .....	6,650.36		6,650.36	
<b>TOTAL: Income Account .....</b>	<b>\$30,832,935.49</b>	<b>\$25,691,200.00</b>	<b>\$5,141,735.49</b>	<b>(Net)</b>

## CAPITAL ACCOUNT

Lesser Slave Lake, Sawridge Creek project .....	\$ 5,178.22	\$ .....	\$ 5,178.22	\$ .....
Lesser Slave Lake, special area .....		995,000.00		995,000.00
<b>TOTAL: Capital Account .....</b>	<b>\$ 5,178.22</b>	<b>\$ 995,000.00</b>	<b>\$ .....</b>	<b>\$ 989,821.78</b>
				<b>(Net)</b>

Certified correct,

DOUGLAS W. ROGERS, C.A.

Deputy Provincial Auditor.

STATEMENT No. 85

GOVERNMENT OF THE PROVINCE OF ALBERTA  
EXPENDITURE UNDER THE ELECTION ACT  
EXPENDITURE INCURRED OUTSIDE OF THE OFFICE OF THE CLERK OF  
THE LEGISLATIVE ASSEMBLY AND CERTIFIED BY RETURNING OFFICERS  
FOR THE YEAR ENDED MARCH 31, 1973

Constituency	Returning Officers	Deputy Returning Officers	Poll Clerks	Election Clerks	Enumerators	Rent	Travelling Expenses	Miscellaneous	Total
Smoky River	\$	\$	\$	\$ 503.64	\$	\$	\$ 80.99	\$ 37.20	\$ 621.83
Stettler							10.14		10.14
(by-election)	\$	\$	\$	\$ 503.64	\$	\$	\$ 91.13	\$ 37.20	\$ 631.97
Local Option Areas:									
Stettler	\$	\$	\$	\$	\$	\$		\$ 118.95	\$ 118.95
Onoway								106.80	106.80
Bragg Creek	176.24	20.00	15.00	79.68	111.08	18.00	56.14	204.63	680.77
High Prairie	200.72	40.00	30.00			50.00	80.56	126.24	527.52
Griceview	170.08	20.00	15.00	75.06	185.22	18.00	55.50	178.42	717.28
Cochrane	167.28	20.00	15.00	98.76		18.00	9.88	121.69	450.61
Didsbury	244.88	40.00	30.00	131.16	280.46	50.00		153.65	930.15
	\$ 959.20	\$ 140.00	\$ 105.00	\$ 285.90	\$ 675.52	\$ 154.00	\$ 202.08	\$ 1,010.38	\$ 3,532.08
	\$	\$	\$	\$	\$	\$	\$	\$	\$
	\$ 959.20	\$ 140.00	\$ 105.00	\$ 789.54	\$ 675.52	\$ 154.00	\$ 293.21	\$ 1,047.58	\$ 4,164.05

Expenditure incurred in the office of the Clerk of the Legislative Assembly under his immediate control:

Materials and supplies, administrative	\$ 5.43
Rentals	194.25
Repair of office machines	.70
	160.38
	\$ 4,324.43

GOVERNMENT OF THE PROVINCE OF ALBERTA  
THE PUBLIC SERVICE PENSION ACT  
STATEMENT OF RECEIPTS AND PAYMENTS  
FOR THE YEAR ENDED MARCH 31, 1973  
(with comparative figures)

RECEIPTS		1973	1972
Contributions:			
Employees <sup>1</sup>		\$ 8,916,839.25	\$ 8,684,400.51
Employers <sup>2</sup>		2,625,291.43	2,464,379.63
		<u>\$ 11,542,130.68</u>	<u>\$ 11,148,780.14</u>
PAYMENTS			
Benefits under the Act:			
Pensions and annuities		\$ 7,429,477.41	\$ 6,347,307.81
Payments in lieu of pensions and annuities		193,480.83	188,779.48
Payments to beneficiaries		186,006.61	93,022.26
		<u>\$ 7,808,964.85</u>	<u>\$ 6,629,109.55</u>
Withdrawals:			
Contributions and interest in respect of employees leaving service		\$ 2,088,790.54	\$ 1,468,358.26
Contributions and interest in respect of employees transferred to other pension authorities		212,579.96	276,691.31
Refunds of excess contributions		32,562.65	45,350.55
		<u>\$ 2,333,933.15</u>	<u>\$ 1,790,400.12</u>
Total payments		<u>\$ 10,142,898.00</u>	<u>\$ 8,419,509.67</u>
Excess of receipts over payments for the year		<u>\$ 1,399,232.68</u>	<u>\$ 2,729,270.47</u>

The accompanying notes are part of this financial statement.

#### AUDITOR'S REPORT

Edmonton, Alberta, July 4, 1973

I have examined the Statement of Receipts and Payments under The Public Service Pension Act for the year ended March 31, 1973. My examination included a general review of the accounting procedures and such tests of accounting records and other supporting evidence as I considered necessary in the circumstances.

In my opinion, this financial statement presents fairly a summary of the receipts and payments under The Public Service Pension Act for the year ended March 31, 1973 on a basis consistent with that of the preceding year.

DOUGLAS W. ROGERS, C.A.  
Deputy Provincial Auditor.

GOVERNMENT OF THE PROVINCE OF ALBERTA  
THE PUBLIC SERVICE PENSION ACT  
NOTES TO THE FINANCIAL STATEMENT  
MARCH 31, 1973

NOTE 1 The Public Service Pension Act was established under the authority of Chapter 299, R.S.A. 1970.

NOTE 2 All receipts under The Public Service Pension Act have been credited as revenue to the General Revenue Fund of the Province and all payments have been made therefrom.

NOTE 3 Contributions and interest of \$7,498,215.91 previously accumulated under this Act prior to July 1, 1972 were transferred to The Public Service Management Pension Act by a book transfer and are not reflected in the financial statement.

STATEMENT No. 87

GOVERNMENT OF THE PROVINCE OF ALBERTA  
THE LOCAL AUTHORITIES PENSION ACT  
STATEMENT OF RECEIPTS AND PAYMENTS  
FOR THE YEAR ENDED MARCH 31, 1973  
(with comparative figures)

RECEIPTS

	1973	1972
Contributions:		
Employees' .....	\$ 9,034,268.62	\$ 6,484,431.93
Employers' .....	8,797,785.90	6,359,577.03
	<u>\$ 17,832,054.52</u>	<u>\$ 12,844,008.96</u>

PAYMENTS

Benefits under the Act:		
Pensions and annuities .....	\$ 3,189,125.16	\$ 2,330,377.87
Payments to beneficiaries .....	135,510.57	46,650.12
Payments in lieu of pensions .....	52,822.16	20,754.29
	<u>\$ 3,377,457.89</u>	<u>\$ 2,397,782.28</u>
Withdrawals:		
Contributions and interest in respect of employees leaving service .....	\$ 1,135,485.41	\$ 793,866.13
Contributions and earnings in respect of employees transferred to other pension authorities .....	52,775.19	57,289.99
Refunds of excess contributions .....	52,601.83	54,751.01
	<u>\$ 1,240,862.43</u>	<u>\$ 905,907.13</u>
Total payments .....	<u>\$ 4,618,320.32</u>	<u>\$ 3,303,689.41</u>
Excess of receipts over payments for the year .....	<u>\$ 13,213,734.20</u>	<u>\$ 9,540,319.55</u>

The accompanying notes are part of this financial statement.

AUDITOR'S REPORT

Edmonton, Alberta, August 2, 1973

I have examined the Statement of Receipts and Payments under The Local Authorities Pension Act for the year ended March 31, 1973. My examination included a general review of the accounting procedures and such tests of accounting records and other supporting evidence as I considered necessary in the circumstances.

In my opinion this financial statement presents fairly a summary of the receipts and payments under The Local Authorities Pension Act for the year ended March 31, 1973 on a basis consistent with that of the preceding year.

DOUGLAS W. ROGERS, C.A.

*Deputy Provincial Auditor.*

GOVERNMENT OF THE PROVINCE OF ALBERTA  
THE LOCAL AUTHORITIES PENSION ACT  
NOTES TO THE FINANCIAL STATEMENT  
MARCH 31, 1973

NOTE 1 Authority

The Local Authorities Pension Act was established under the authority of Chapter 219, R.S.A. 1970.

NOTE 2 General

All receipts under The Local Authorities Pension Act have been credited as revenue to the General Revenue Fund of the Province and all payments have been made therefrom.

GOVERNMENT OF THE PROVINCE OF ALBERTA  
THE M.L.A. PENSION ACT  
STATEMENT OF RECEIPTS AND PAYMENTS  
FOR THE YEAR ENDED MARCH 31, 1973  
(with comparative figures)

RECEIPTS

	1973	1972
Contributions:		
Members of the Legislative Assembly .....	\$ 87,603.29	\$ 66,474.71

PAYMENTS

Benefits under the Act:		
Pensions .....	\$ 264,453.36	\$ 179,886.70
Payments to beneficiaries .....		6,027.70
	\$ 264,453.36	\$ 185,914.40
Withdrawals:		
Contributions and interest in respect of Members leaving service .....	\$ 2,408.24	\$ 4,015.44
Refunds of excess contributions .....	1,322.89	10,170.71
	\$ 3,731.13	\$ 14,186.15
Total payments .....	\$ 268,184.49	\$ 200,100.55
Excess of payments over receipts for the year .....	\$ 180,581.20	\$ 133,625.84

The accompanying notes are part of this financial statement.

AUDITOR'S REPORT

Edmonton, Alberta, July 4, 1973

I have examined the Statement of Receipts and Payments under The M.L.A. Pension Act for the year ended March 31, 1973. My examination included a general review of the accounting procedures and such tests of accounting records and other supporting evidence as I considered necessary in the circumstances.

In my opinion this financial statement presents fairly a summary of the receipts and payments under The M.L.A. Pension Act for the year ended March 31, 1973 on a basis consistent with that of the preceding year.

DOUGLAS W. ROGERS, C.A.

*Deputy Provincial Auditor.*

GOVERNMENT OF THE PROVINCE OF ALBERTA  
THE M.L.A. PENSION ACT  
NOTES TO THE FINANCIAL STATEMENT

MARCH 31, 1973

NOTE 1 The M.L.A. Pension Act was established under the authority of Chapter 240, R.S.A. 1970.

NOTE 2 All receipts under the M.L.A. Pension Act have been credited as revenue to the General Revenue Fund of the Province and all payments have been made therefrom.



STATEMENT No. 89

GOVERNMENT OF THE PROVINCE OF ALBERTA  
 THE PUBLIC SERVICE MANAGEMENT PENSION ACT  
 STATEMENT OF RECEIPTS AND PAYMENTS  
 FOR THE PERIOD JULY 1, 1972 TO MARCH 31, 1973

RECEIPTS

Contributions:		
Employees'	.....	\$ 937,801.84
Employers'	.....	22,447.49
		<hr/>
		\$ 960,249.33

PAYMENTS

Benefits under the Act:		
Pensions	.....	\$ 167,550.31
Payments to beneficiaries	.....	3,268.66
		<hr/>
		\$ 170,818.97
Withdrawals:		
Contributions and interest in respect of employees leaving service	.....	\$ 18,356.82
Refunds of excess contributions	.....	5,359.39
		<hr/>
		23,716.21
		<hr/>
		\$ 194,535.18
		<hr/>
Excess of receipts over payments for the period	.....	\$ 765,714.15
		<hr/>

The accompanying notes are part of this financial statement.

AUDITOR'S REPORT

Edmonton, Alberta, July 4, 1973

I have examined the Statement of Receipts and Payments under The Public Service Management Pension Act for the period July 1, 1972 to March 31, 1973. My examination included a general review of the accounting procedures and such tests of accounting records and other supporting evidence as I considered necessary in the circumstances.

In my opinion this financial statement presents fairly a summary of the receipts and payments under The Public Service Management Pension Act for the period July 1, 1972 to March 31, 1973.

DOUGLAS W. ROGERS, C.A.

*Deputy Provincial Auditor.*

GOVERNMENT OF THE PROVINCE OF ALBERTA  
 THE PUBLIC SERVICE MANAGEMENT PENSION ACT  
 NOTES TO THE FINANCIAL STATEMENT

MARCH 31, 1973

- NOTE 1 The Public Service Management Pension Act was established on July 1, 1972 under the authority of Chapter 81, Statutes of Alberta, 1972.
- NOTE 2 All receipts under The Public Service Management Pension Act have been credited as revenue to the General Revenue Fund of the Province and all payments have been made therefrom.
- NOTE 3 Contributions and interest of \$7,498,215.91 previously accumulated under The Public Service Pension Act were transferred to The Public Service Management Pension Act by a book transfer and are not reflected in the financial statement.

GOVERNMENT OF THE PROVINCE OF ALBERTA  
ENERGY RESOURCES CONSERVATION BOARD  
BALANCE SHEET AS AT MARCH 31, 1973

ASSETS

Current:			
Cash on hand and in bank .....		\$	454,015.35
Accounts receivable:			
Province of Alberta, net .....	\$	263,363.95	
Uncollected taxes and penalties .....		2,925.37	
Sundry .....		56,409.05	
			322,698.37
Accrued interest receivable .....			1,294.76
			<u>\$ 778,008.48</u>
Fixed:			
Automobiles, at cost .....	\$	205,668.72	
Equipment, at cost .....		570,032.91	
			<u>\$ 775,701.63</u>
			<u>\$ 1,553,710.11</u>

LIABILITIES

Current:			
Accounts payable .....	\$	326,763.21	
Capital surplus, arising from acquirement of equipment, net .....	\$	775,701.63	
Surplus:			
Balance as at March 31, 1972 .....	\$	275,854.41	
Add: Surplus for the year ended March 31, 1973:			
Oil and gas related operations, Statement No. 91 .....	\$	99,048.38	
Coal related operations, Statement No. 92 .....		46,001.55	
Hydro and electric energy related operations, Statement No. 93 .....		30,340.93	
			175,390.86
Balance as at March 31, 1973 .....	\$	451,245.27	
			<u>\$ 1,553,710.11</u>

The accompanying notes are part of these financial statements.

AUDITOR'S REPORT

Edmonton, Alberta, August 3, 1973

I have examined the Balance Sheet of the Energy Resources Conservation Board as at March 31, 1973 and the Statements of Revenue and Expenditure for the year then ended. My examination included a general review of the accounting procedures and such tests of accounting records and other supporting evidence as I considered necessary in the circumstances.

In my opinion these financial statements present fairly the financial position of the Board as at March 31, 1973 and the results of its operations for the year then ended, in accordance with generally accepted accounting principles applied on a basis consistent with that of the preceding year.

DOUGLAS W. ROGERS, C.A.  
Deputy Provincial Auditor.

STATEMENT No. 91

GOVERNMENT OF THE PROVINCE OF ALBERTA  
ENERGY RESOURCES CONSERVATION BOARD  
STATEMENT OF REVENUE AND EXPENDITURE—OIL AND  
GAS RELATED OPERATIONS  
FOR THE YEAR ENDED MARCH 31, 1973

Revenue:			
Tax levy .....	\$	2,122,165.18	
Penalties .....		552.38	
			\$ 2,122,717.56
Expenditure:			
Capital expenditure for equipment, net .....	\$	163,428.53	
Salaries .....		3,095,713.12	
Rent .....		190,919.79	
Travelling and subsistence, including automobile expense, net .....		179,715.39	
Office machine and equipment rental .....		172,522.20	
Pension fund contributions .....		157,403.75	
Printing, stationery, office supplies, maps and Board publications .....		156,913.05	
Well abandonment program .....		141,675.18	
Telephone and telegraph .....		70,458.04	
Maintenance of buildings .....		52,971.72	
Staff transfer moving expenses .....		48,559.66	
Core storage centre expense .....		42,922.31	
Courses, memberships and convention fees .....		29,990.11	
Postage .....		25,658.17	
Staff medical plan contributions .....		21,952.95	
Equipment maintenance and repairs .....		19,295.57	
Unemployment insurance .....		16,096.50	
Professional fees .....		13,912.59	
Board hearings .....		12,361.50	
Publications and periodicals .....		10,990.07	
Insurance .....		10,464.00	
Cartage and express .....		7,260.63	
Security services .....		6,262.95	
Advertisements .....		5,916.29	
Chemical laboratory expense .....		2,970.39	
Materials and supplies .....		2,794.18	
Workmen's Compensation Board .....		2,674.38	
Sundry .....		12,592.34	
			\$ 4,674,395.36
Deduct: Miscellaneous collections:			
Drilling licenses .....	\$	153,725.00	
Sale of publications and maps .....		89,411.76	
Core storage centre revenue .....		69,348.12	
Magnetic tape data .....		37,489.78	
Bank interest .....		36,610.61	
Information fees .....		30,606.05	
Transfer fees .....		30,490.00	
Pipeline revenue .....		16,134.85	
Change of well name fees .....		7,400.00	
Change of licensee name fees .....		4,650.00	
Parking lot rental .....		1,293.00	
Salary survey revenue .....		1,155.50	
Sundry .....		3,936.51	
			482,251.18
Net expenditure for the year ended March 31, 1973 .....	\$	4,192,144.18	
Deduct: Charged to Province of Alberta .....		2,168,475.00	
			2,023,669.18
Surplus for the year ended March 31, 1973 .....			\$ 99,048.38

GOVERNMENT OF THE PROVINCE OF ALBERTA  
ENERGY RESOURCES CONSERVATION BOARD  
STATEMENT OF REVENUE AND EXPENDITURE—  
COAL RELATED OPERATIONS

FOR THE YEAR ENDED MARCH 31, 1973

Expenditure:

Capital expenditure for equipment, net .....	\$ 20,063.55
Salaries .....	229,020.98
Travelling and subsistence, including automobile expense, net .....	21,564.31
Printing, stationery, office supplies, maps and Board publications .....	12,701.88
Office machine and equipment rental .....	9,244.56
Pension fund contributions .....	8,219.29
Rent .....	5,108.84
Advertisements .....	3,140.69
Telephone and telegraph .....	2,922.35
Maintenance of buildings .....	1,939.94
Courses, memberships and convention fees .....	1,869.67
Publications and periodicals .....	1,647.73
Professional fees .....	1,507.00
Postage .....	1,344.69
Staff medical plan contributions .....	914.35
Unemployment insurance .....	886.33
Board hearings .....	686.76
Staff transfer moving expense .....	463.10
Cartage and express .....	403.37
Security services .....	347.94
Mine abandonment program .....	174.00
Equipment maintenance and repairs .....	151.36
Workmen's Compensation Board .....	148.58
Sundry .....	695.98

\$ 325,167.25

Deduct: Miscellaneous collections:

Sale of publications and maps .....	\$ 2,048.25
Sundry .....	2,270.55
	4,318.80

Net expenditure for the year ended March 31, 1973 .....	\$ 320,848.45
Deduct: Charged to Province of Alberta .....	366,850.00

Surplus for the year ended March 31, 1973 .....	\$ 46,001.55
---	--------------

STATEMENT No. 93

## GOVERNMENT OF THE PROVINCE OF ALBERTA

## ENERGY RESOURCES CONSERVATION BOARD

## STATEMENT OF REVENUE AND EXPENDITURE—

## HYDRO AND ELECTRIC ENERGY RELATED OPERATIONS

FOR THE YEAR ENDED MARCH 31, 1973

## Expenditure:

Capital expenditure for equipment, net .....	\$ 3,523.75
Salaries .....	152,830.75
Office machine and equipment rental .....	9,244.56
Printing, stationery, office supplies, maps and Board publications .....	5,711.09
Rent .....	5,108.84
Pension fund contributions .....	4,249.84
Travelling and subsistence, including automobile expense, net .....	3,194.15
Professional fees .....	2,100.90
Telephone and telegraph .....	1,959.48
Maintenance of buildings .....	1,939.94
Courses, memberships and convention fees .....	1,785.73
Postage .....	1,314.69
Staff transfer moving expense .....	1,066.14
Advertisements .....	968.58
Board hearings .....	686.76
Publications and periodicals .....	656.89
Staff medical plan contributions .....	470.75
Unemployment insurance .....	432.86
Cartage and express .....	403.37
Security services .....	347.94
Workmen's Compensation Board .....	148.58
Equipment maintenance and repairs .....	142.00
Sundry .....	695.98

\$ 198,983.57

## Deduct: Miscellaneous collections:

Sale of publications and maps .....	824.50
-------------------------------------	--------

Net expenditure for the year ended March 31, 1973 .....	\$ 198,159.07
---	---------------

Deduct: Charged to Province of Alberta .....	228,500.00
--	------------

Surplus for the year ended March 31, 1973 .....	\$ 30,340.93
---	--------------

## GOVERNMENT OF THE PROVINCE OF ALBERTA

## ENERGY RESOURCES CONSERVATION BOARD

## NOTE TO THE FINANCIAL STATEMENTS

MARCH 31, 1973

NOTE 1 The Energy Resources Conservation Board was established under the authority of The Energy Resources Conservation Act, Chapter 30, Statutes of Alberta 1971.

GOVERNMENT OF THE PROVINCE OF ALBERTA  
THE WORKMEN'S COMPENSATION BOARD

BALANCE SHEET

AS AT DECEMBER 31, 1972

(with comparative figures)

ASSETS

	1972	1971
Cash on hand and in banks .....	\$ 1,691,135	\$ 224,228
Short term deposits, at cost .....	1,850,000	950,000
Assessments receivable (Note 1) .....	3,749,501	3,420,120
Advances to pensioners .....	220,770	108,663
Accounts receivable .....	50,128	40,017
Advances to employees, secured by chattel mortgages .....	25,318	31,421
Accrued interest .....	1,765,995	1,726,244
Investments, at amortized cost (Note 2) .....	113,953,639	113,539,652
Land, buildings and equipment (Note 3) .....	5,448,043	5,520,631
	<u>\$128,754,529</u>	<u>\$125,560,976</u>

LIABILITIES AND RESERVES

	1972	1971
Suspense .....	\$ 127,119	\$ 185,904
Employers' credit balances .....	171,148	132,672
Employers' deposit accounts .....	573,544	614,935
Estimated merit rebates .....	4,968,700	4,635,800
Estimated liability for future claims costs (Note 4) .....	18,529,470	16,931,984
Pension liability-funded (Note 5) .....	73,046,999	70,064,909
Reserves:	1,369,614	1,355,409
Silicosis .....		
Rehabilitation .....	1,168,401	1,133,232
Disasters .....	3,470,330	3,447,023
Enhanced disabilities .....	1,419,256	1,908,824
Section 93 .....	140,091	140,735
Loss on realization of investments .....	2,279,000	2,271,000
Operating reserve (Note 6) .....	21,490,857	22,738,549
	<u>\$128,754,529</u>	<u>\$125,560,976</u>

The accompanying notes are part of these financial statements.

AUDITOR'S REPORT

Edmonton, Alberta, April 30, 1973

I have examined the Balance Sheet of The Workmen's Compensation Board of Alberta as at December 31, 1972, and related statements (numbers 95 to 103 inclusive) for the year then ended. My examination included a general review of the accounting procedures and such tests of accounting records and other supporting evidence as I considered necessary in the circumstances.

There is no basis upon which an opinion could be formed as to the adequacy of the reserves detailed in Statement No. 102. The estimated liability for future claims costs is subject to the comments contained in Note 4 to the financial statements.

In my opinion, subject to the qualifications set out above, these financial statements present fairly the financial position of the Board as at December 31, 1972, and the results of its operations for the year then ended, in accordance with generally accepted accounting principles applied on a basis consistent with that of the preceding year.

DOUGLAS W. ROGERS, C.A.  
Deputy Provincial Auditor.



STATEMENT No. 95

## GOVERNMENT OF THE PROVINCE OF ALBERTA

## THE WORKMEN'S COMPENSATION BOARD

SUMMARIZED STATEMENT OF TRANSACTIONS AND CHANGES  
IN OPERATING RESERVE

FOR THE YEAR ENDED DECEMBER 31, 1972

(with comparative figures)

	Transactions in Respect of 1971	Transactions in Respect of Prior Years	1972 Total	1971 Total
<b>REVENUE</b>				
Assessments .....	\$30,977,895	\$ 148,502	\$31,126,397	\$ 29,776,139
Deduct: Estimated or adjusted merit rebates .....	4,968,700	524,016	5,492,716	4,628,982
	\$26,009,195	\$Dr. 375,514	\$25,633,681	\$ 25,147,157
Interest .....	3,092,339		3,092,339	2,736,747
	<u>\$29,101,534</u>	<u>\$Dr. 375,514</u>	<u>\$28,726,020</u>	<u>\$ 27,883,904</u>
<b>EXPENDITURE</b>				
Compensation .....	\$ 7,070,162	\$ 3,812,000	\$10,882,162	\$ 9,353,145
Pension awards .....	1,853,545	6,044,425	7,897,970	7,477,973
Medical aid .....	3,205,110	2,544,592	5,749,702	4,692,778
	<u>\$12,128,817</u>	<u>\$ 12,401,017</u>	<u>\$24,529,834</u>	<u>\$ 21,523,896</u>
Deduct: Portion of above charged to:				
Reserves .....	\$ 550,234	\$ 4,078,472	\$ 4,628,706	\$ 3,703,359
Estimated future claims costs .....		8,322,545	8,322,545	7,473,710
	<u>\$ 550,234</u>	<u>\$ 12,401,017</u>	<u>\$12,951,251</u>	<u>\$ 11,177,069</u>
	<u>\$11,578,583</u>	<u>\$</u>	<u>\$11,578,583</u>	<u>\$ 10,346,827</u>
Provision for:				
Reserves .....	4,316,247		4,316,247	3,502,540
Estimated future claims costs .....	10,046,600	Cr. 126,569	9,920,031	7,124,239
Administrative and general expenses .....	3,214,838		3,214,838	2,967,555
Accident prevention expenses .....	936,013		936,013	845,539
	<u>\$30,092,281</u>	<u>\$Cr. 126,569</u>	<u>\$29,965,712</u>	<u>\$ 24,786,700</u>
Provisional surplus (deficit) .....	<u>\$ (990,747)</u>	<u>\$ (248,945)</u>	<u>\$ (1,239,692)</u>	<u>\$ 3,097,204</u>
Add: Adjustments .....				400,013
Net increase (decrease) in provisional class balances .....			<u>\$ (1,239,692)</u>	<u>\$ 3,497,217</u>
Add: Transfers from reserve accounts .....				<u>\$ 30,000</u>
			<u>\$ (1,239,692)</u>	<u>\$ 3,527,217</u>
Deduct: Appropriation for reserve for loss on realization of investments .....			8,000	323,423
Net increase (decrease) in operating reserve .....			<u>\$ (1,247,692)</u>	<u>\$ 3,203,794</u>
Reserve at beginning of year .....			22,738,549	19,534,755
Reserve at end of year .....			<u>\$21,490,857</u>	<u>\$ 22,738,549</u>

GOVERNMENT OF THE PROVINCE OF ALBERTA  
 THE WORKMEN'S COMPENSATION BOARD  
 STATEMENT OF TRANSACTIONS ON BEHALF OF SELF-INSURERS  
 FOR THE YEAR ENDED DECEMBER 31, 1972

REVENUE

Assessments .....	\$ 2,402,163	
Interest .....	39,786	
	<u>2,441,949</u>	<u>\$ 2,441,949</u>

EXPENDITURE

Compensation .....	\$ 710,848	
Pension awards .....	853,444	
Medical aid .....	604,267	
	<u>2,168,559</u>	
Deduct: Portion of above charged to reserves .....	142,678	
	<u>2,025,881</u>	
Provision for reserves .....	148,218	
Administrative and general expenses .....	221,540	
Accident prevention expenses .....	46,310	
	<u>415,968</u>	
		<u>\$ 2,441,949</u>



GOVERNMENT OF THE PROVINCE OF ALBERTA  
THE WORKMEN'S COMPENSATION BOARD  
PROVISIONAL FINANCIAL STATEMENT BY CLASSES  
FOR THE YEAR ENDED DECEMBER 31, 1972

Class	REVENUE					EXPENDITURE							Provisional Balances from Statement No. 98	Provisional Class Balances December 31, 1972
	Assessments	Deduct: Estimated Merit Rebates	Interest	Net Revenue	Claims Costs	Deduct: Charged to Reserves	Provision for Reserves	Provision for Estimated Future Claims Costs	Admin- istrative and General Expenses	Accident Prevention Expenses	Net Expenditure	Provisional Surplus or *Deficit, 1972		
1	\$ 789,300	\$ 26,200	\$ 127,206	\$ 890,306	\$ 280,576	\$ 12,576	\$ 181,964	\$ 370,000	\$ 61,908	\$ 9,313	\$ 891,185	\$ 154,449	\$ 153,570	
3-01	672,864	125,000	81,085	628,969	230,197	4,921	70,943	258,000	59,880	10,550	624,649	539,619	543,939	
3-02	765,364	120,500	76,969	721,833	308,310	4,473	98,221	268,000	55,430	11,930	741,418	582,806	563,221	
5	54,400	500	15,030	68,970	4,274	4,556	17,352	39,000	7,910	1,350	103,802	3,815	192,015	
6-01	3,963,891	746,500	399,890	3,617,281	1,507,918	45,182	592,448	1,198,000	353,520	208,740	3,815,944	3,702,215	3,503,952	
6-02	1,103,123	206,600	113,670	1,009,193	351,512	16,585	141,059	325,000	126,300	65,360	993,646	1,006,348	1,045,792	
6-03	1,051,483	196,600	108,003	962,886	312,450	34,095	156,567	275,000	102,250	44,290	925,646	1,006,348	1,045,792	
6-04	372,641	66,700	338,366	112,468	4,339	4,339	42,682	113,000	22,690	24,550	311,051	247,134	247,134	
6-05	372,641	66,700	338,366	112,468	4,339	4,339	38,527	175,000	18,940	11,550	348,200	51,342	Dr. 102,496	
6-06	372,641	66,700	338,366	112,468	4,339	4,339	40,623	175,000	18,940	11,550	348,200	51,342	Dr. 102,496	
6-07	2,418,313	490,200	266,383	2,198,463	803,839	3,449	401,028	101,000	46,550	26,220	348,200	169,661	158,773	
6-08	2,418,313	490,200	266,383	2,198,463	803,839	3,449	406,231	101,000	46,550	26,220	348,200	169,661	158,773	
6-09	233,553	59,900	21,203	237,959	84,020	1,184	43,994	115,000	16,440	9,960	268,230	253,696	2,608,432	
6-10	252,334	38,800	23,471	237,005	138,633	2,255	23,758	55,000	8,430	1,250	332,949	36,980	91,810	
6-11	1,007,318	174,200	67,904	901,022	460,632	8,899	127,577	350,000	108,680	8,240	1,069,880	168,638	340,629	
6-12	707,208	125,500	59,090	640,798	290,246	10,156	127,577	350,000	108,680	8,240	1,069,880	168,638	340,629	
6-13	168,389	27,900	27,900	38,562	132,659	2,971	23,120	79,000	41,000	14,770	921,431	95,287	34,158	
6-14	102,802	27,900	27,900	38,562	132,659	2,971	23,120	79,000	41,000	14,770	921,431	95,287	34,158	
6-15	543,401	.....	17,527	118,507	22,619	1,069	53,610	122,000	58,580	9,550	370,428	3,440	52,818	
6-16	.....	.....	48,625	592,026	235,038	12,755	68,001	38,500	64,020	2,990	140,610	6,541	.....	
6-17	334,212	.....	19,849	354,061	141,917	7,790	65,825	168,000	117,880	13,220	389,784	2,242	200,217	
6-18	.....	18,300	40,972	126,597	55,687	130	47,125	108,000	59,130	6,680	375,962	1,453	144,362	
6-19	189,402	20,700	30,472	219,574	102,021	2,231	11,985	67,000	30,450	1,850	166,842	40,245	218,226	
6-20	153,540	70,000	18,922	153,762	84,413	828	22,926	45,000	19,950	1,960	233,620	13,746	134,644	
6-21	226,827	48,300	38,730	379,769	173,096	17,895	44,641	183,000	25,750	1,700	176,251	22,489	570,636	
6-22	127,685	5,700	31,224	192,751	11,503	1,511	22,195	70,000	12,820	4,040	214,887	57,054	58,755	
6-23	583,543	113,700	31,732	136,206	88,591	14,150	22,397	70,000	17,900	5,390	321,431	1,819	.....	
6-24	666,356	110,900	66,550	538,199	189,061	1,656	103,830	178,000	37,370	10,710	203,034	73,017	.....	
6-25	949,228	110,900	74,374	1,012,702	686,137	4,198	138,296	583,000	71,190	34,660	507,315	73,017	128,824	
6-26	406,286	68,500	41,754	379,540	215,822	5,025	56,894	163,000	42,390	38,080	1,511,161	509,085	275,406	
6-27	151,414	35,400	22,890	138,904	46,058	1,260	34,608	55,500	10,320	30,000	511,161	131,621	348,568	
6-28	1,570,003	310,600	161,375	1,420,778	510,673	21,434	185,200	470,000	162,850	55,820	1,462,109	1,321,407	1,509,926	
6-29	1,585,994	280,100	149,173	1,435,067	691,726	11,925	184,914	440,000	172,150	42,310	1,519,595	1,289,534	1,509,926	
6-30	.....	23,400	7,638	85,922	21,314	.....	16,522	85,000	10,160	.....	203,034	9,340	.....	
6-31	101,684	22,400	16,292	77,163	11,302	.....	16,522	85,000	10,160	.....	203,034	9,340	.....	
6-32	965,260	187,200	58,630	523,890	219,559	15,994	105,989	248,000	73,790	14,560	820,939	71,643	64,656	
6-33	.....	.....	58,630	523,890	219,559	15,994	105,989	248,000	73,790	14,560	820,939	71,643	64,656	
6-34	713,348	44,377	77,725	773,825	273,894	38,249	60,872	170,000	139,980	11,080	529,402	248,955	457,643	
6-35	.....	.....	.....	773,825	273,894	38,249	60,872	170,000	139,980	11,080	529,402	248,955	457,643	
6-36	2,453,914	495,700	198,641	2,155,961	830,261	28,980	33,063	644,500	216,440	2,820	2,008,455	1,318,863	1,466,369	
6-37	196,982	43,000	28,311	188,229	29,890	2,892	37,006	77,000	6,290	4,210	152,396	291,855	291,855	
6-38	439,921	.....	.....	469,049	186,592	2,892	58,485	147,000	63,980	10,990	464,155	596,766	601,660	
6-39	1,132,311	197,200	61,149	996,260	379,090	30,555	124,477	300,000	103,490	20,550	892,112	760,660	760,660	
6-40	.....	.....	.....	996,260	379,090	30,555	124,477	300,000	103,490	20,550	892,112	760,660	760,660	
6-41	.....	.....	.....	996,260	379,090	30,555	124,477	300,000	103,490	20,550	892,112	760,660	760,660	
6-42	.....	.....	.....	996,260	379,090	30,555	124,477	300,000	103,490	20,550	892,112	760,660	760,660	
6-43	.....	.....	.....	996,260	379,090	30,555	124,477	300,000	103,490	20,550	892,112	760,660	760,660	
6-44	.....	.....	.....	996,260	379,090	30,555	124,477	300,000	103,490	20,550	892,112	760,660	760,660	
6-45	.....	.....	.....	996,260	379,090	30,555	124,477	300,000	103,490	20,550	892,112	760,660	760,660	
6-46	.....	.....	.....	996,260	379,090	30,555	124,477	300,000	103,490	20,550	892,112	760,660	760,660	
6-47	.....	.....	.....	996,260	379,090	30,555	124,477	300,000	103,490	20,550	892,112	760,660	760,660	
6-48	.....	.....	.....	996,260	379,090	30,555	124,477	300,000	103,490	20,550	892,112	760,660	760,660	
6-49	.....	.....	.....	996,260	379,090	30,555	124,477	300,000	103,490	20,550	892,112	760,660	760,660	
6-50	.....	.....	.....	996,260	379,090	30,555	124,477	300,000	103,490	20,550	892,112	760,660	760,660	
6-51	.....	.....	.....	996,260	379,090	30,555	124,477	300,000	103,490	20,550	892,112	760,660	760,660	
6-52	.....	.....	.....	996,260	379,090	30,555	124,477	300,000	103,490	20,550	892,112	760,660	760,660	
6-53	.....	.....	.....	996,260	379,090	30,555	124,477	300,000	103,490	20,550	892,112	760,660	760,660	
6-54	.....	.....	.....	996,260	379,090	30,555	124,477	300,000	103,490	20,550	892,112	760,660	760,660	
6-55	.....	.....	.....	996,260	379,090	30,555	124,477	300,000	103,490	20,550	892,112	760,660	760,660	
6-56	.....	.....	.....	996,260	379,090	30,555	124,477	300,000	103,490	20,550	892,112	760,660	760,660	
6-57	.....	.....	.....	996,260	379,090	30,555	124,477	300,000	103,490	20,550	892,112	760,660	760,660	
6-58	.....	.....	.....	996,260	379,090	30,555	124,477	300,000	103,490	20,550	892,112	760,660	760,660	
6-59	.....	.....	.....	996,260	379,090	30,555	124,477	300,000	103,490	20,550	892,112	760,660	760,660	
6-60	.....	.....	.....	996,260	379,090	30,555	124,477	300,000	103,490	20,550	892,112	760,660	760,660	
6-61	.....	.....	.....	996,260	379,090	30,555	124,477	300,000	103,490	20,550	892,112	760,660	760,660	
6-62	.....	.....	.....	996,260	379,090	30,555	124,477	300,000	103,490	20,550	892,112	760,660	760,660	
6-63	.....	.....	.....	996,260	379,090	30,555	124,477	300,000	103,490	20,550	892,112	760,660	760,660	
6-64	.....	.....	.....	996,260	379,090	30,555	124,477	300,000	103,490	20,550	892,112	760,660	760,660	
6-65	.....	.....	.....	996,260	379,090	30,555	124,477	300,000	103,490	20,550	892,112	760,660	760,660	
6-66	.....	.....	.....	996,260	379,090	30,555	124,477	300,000	103,490	20,550	892,112	760,660	760,660	
6-67	.....	.....	.....	996,260	379,090	30,555	124,477	300,000	103,490	20,550	892,112	760,660	760,660	
6-68	.....	.....	.....</											

[illegible]

## GOVERNMENT OF THE PROVINCE OF ALBERTA

## THE WORKMEN'S COMPENSATION BOARD

STATEMENT OF TRANSACTIONS IN RESPECT OF PRIOR YEARS BY CLASSES  
FOR THE YEAR ENDED DECEMBER 31, 1972

Class	CHARGED TO:			ADJUSTMENTS RESULTING FROM 1972 OPERATIONS					Provisional Class Balances January 1, 1972	Provisional Class Balances Carried to Statement No. 97
	Claims Costs	Reserves	Estimated Future Claims Costs	Total	Assessments	Merit Rebates	Provision for Future Claims Costs	Net Adjustment		
1	\$ 575,912	\$ 160,917	\$ 414,995	\$ 575,912	\$ 1,152	\$ 9,949	\$ 153,137	\$ 164,238	\$ 318,687	\$ 154,449
3-01	267,980	64,328	203,652	267,980	2,538	22,744	64,749	44,543	495,076	539,619
3-02	228,682	35,473	193,209	228,682	8,659	32,613	6,751	34,321	617,327	582,806
5	35,744	766	34,978	35,744	883	52	30,799	29,968	256,815	226,845
6-01	1,720,237	536,311	1,183,926	1,720,237	3,934	147,186	96,563	54,557	3,756,772	3,702,217
6-02	497,961	200,009	297,952	497,961	48,415	2,120	65,613	52,185	1,954,163	1,906,348
6-03	392,513	139,078	253,435	392,513	13,785	27,213	6,863	24,871	222,005	247,134
6-04	128,428	49,346	79,082	128,428	357	17,651	13,910	13,712	272,005	247,134
6-05	197,225	71,948	125,277	197,225	1,630	13,910	80,406	64,866	136,115	153,154
6-06	198,886	57,365	141,521	198,886	8,444	9,735	14,837	13,546	156,115	169,661
6-07	102,164,490	311,803	709,837	1,021,640	44,791	136,926	10,386	81,749	2,618,718	2,536,969
6-08	124,999	23,677	100,822	124,999	2,235	15,902	4,484	9,183	49,318	58,301
6-09	82,932	41,695	41,237	82,932	1,036	902	2,089	151	91,659	91,659
8-03	84,593	15,496	69,097	84,593	2,042	1,623	24,927	25,346	231,243	205,897
8-04	428,267	129,757	298,510	428,267	5,892	40,931	63,530	110,353	430,982	340,629
9-01	214,340	199,991	14,349	214,340	2,012	7,222	98,678	107,912	366,003	258,091
10-01	91,721	48,450	43,271	91,721	2,204	77	77	30,160	125,447	95,287
10-02	176,282	63,769	112,513	176,282	434	2,551	3,832	1,715	213,551	222,320
11-01	1,543	1,543	7,615	1,543	1,330	.....	106,036	87,609	213,551	95,287
11-02	152,427	43,459	108,968	152,427	93	.....	86,538	105,943	369,027	474,970
11-04	72,116	30,146	41,970	72,116	244	.....	86,538	86,782	145,363	145,363
12-01	23,956	840	23,116	23,956	1,854	395	6,153	7,612	266,083	258,471
12-02	23,956	840	23,116	23,956	1,908	.....	824	2,732	145,658	148,391
13-04	63,968	31,702	32,266	63,968	3,016	2,751	20,437	26,204	196,921	223,125
14-01	169,651	86,941	82,710	169,651	2,286	6,849	6,867	2,268	372,802	370,534
14-02	94,717	39,576	55,141	94,717	525	14,125	13,744	144	56,912	57,056
15-01	67,882	14,912	52,970	67,882	6,402	1,707	21,339	13,230	215,331	202,101
15-08	111,959	46,204	65,755	111,959	3,013	.....	45,856	49,374	397,794	348,420
15-09	174,385	49,413	124,972	174,385	25,461	7,260	26,404	8,203	488,034	496,237
15-10	569,673	48,723	520,950	569,673	15,408	11,077	9,276	15,307	1,969,410	1,969,410
15-11	252,320	78,577	173,743	252,320	18,791	3,088	15,099	20,958	337,938	290,289
15-12	52,661	16,632	36,029	52,661	2,301	2,658	93,033	24,582	232,501	208,443
20-01	609,524	341,148	268,376	609,524	7,359	7,092	66,788	92,612	1,328,989	1,250,407
20-02	67,113	6,713	60,400	67,113	8343	34,167	66,788	92,612	1,377,206	1,284,594
20-04	13,286	6,713	6,573	13,286	478	.....	13,305	9,996	9,936	9,936
27-01	107,458	22,877	84,581	107,458	104	.....	53,306	54,035	54,438	403
27-03	212,060	100,044	112,016	212,060	4,254	8,613	10,819	6,460	142,759	136,299
37-01	197,380	74,676	122,704	197,380	51	.....	11,629	11,680	451,475	463,155
38	221,286	62,589	158,697	221,286	781	.....	.....	2,137	251,122	248,985
39-04	502,500	320,386	182,114	502,511	28,699	43,192	170,735	156,242	1,162,621	1,318,863
39-08	22,077	1,522	20,555	22,077	433	.....	.....	44,579	54,581	59,762
39-38(A)	250,637	65,091	185,546	250,629	6,238	3,254	99,134	89,642	458,629	548,271



46	14,475	12,404	2,071	14,475	Dc.	107	.....	5,272	5,165	99,128	104,293
89-01	38,099	16,069	22,030	38,099		101	3,687	28,128	32,197	237,739	269,936
89-02	105,037	55,486	49,551	105,037		10,973	791	2,127	41,581	504,436	546,407
89-03	351,783	96,942	254,841	351,783	Dc.	1,086	8,427	28,816	19,203	773,684	773,687
97-02	83,105	36,927	46,178	83,105	Dc.	5,949	1,712	32,899	28,662	225,084	323,746
	\$ 12,401,017	\$ 4,078,472	\$ 8,322,545	\$ 12,401,017	\$	148,502	\$Dc. 524,016	\$ 126,569	\$Dc. 248,945	\$ 25,009,549	\$ 24,760,604

(A) Previously grouped with class 39-37.

GOVERNMENT OF THE PROVINCE OF ALBERTA  
THE WORKMEN'S COMPENSATION BOARD  
STATEMENT OF ADMINISTRATIVE, GENERAL AND ACCIDENT  
PREVENTION EXPENSES  
FOR THE YEAR ENDED DECEMBER 31, 1972  
(with comparative figures)

	1972	1971
Salaries and employee benefits .....	\$ 3,714,962	\$ 3,427,013
Data processing and office equipment rentals and maintenance .....	175,054	123,962
Printing and office supplies .....	153,141	130,486
Travelling .....	149,571	136,865
Taxes .....	122,261	91,574
Depreciation—buildings .....	118,714	93,020
Maintenance and operation of buildings .....	112,708	80,202
Postage, freight and express .....	97,558	76,961
First aid and accident prevention training .....	83,931	69,840
Telephone and telegraph .....	74,416	69,197
Depreciation—equipment .....	72,840	46,793
Public information advertising .....	59,287	7,444
Medical, investigation and other costs not charged directly to classes .....	56,296	50,030
Insurance and security services .....	29,687	23,270
Audit, legal and other professional fees .....	21,264	32,990
Operation of mine rescue stations .....	18,867	14,687
Professional and technical memberships, publications and courses .....	16,417	15,808
Rental and operation of leased premises .....	14,221	13,919
Staff recruitment and relocation .....	13,682	5,422
Move to new building .....		17,081
Miscellaneous .....	22,135	19,001
	<u>\$ 5,127,012</u>	<u>\$ 4,545,565</u>
Less:		
Assessment penalties .....	\$ 213,453	\$ 149,802
Rental revenue .....	194,982	109,080
Referee's fees .....	23,000	20,000
Miscellaneous revenue .....	12,737	11,442
	<u>\$ 444,172</u>	<u>\$ 290,324</u>
	<u>\$ 4,682,840</u>	<u>\$ 4,255,241</u>
Charged to:		
Classes re:		
Administrative and general .....	\$ 3,214,838	\$ 2,967,555
Accident prevention .....	936,013	845,539
Self-insurers re:		
Administrative and general .....	221,540	191,120
Accident prevention .....	46,310	51,680
Reserve for rehabilitation .....	264,139	199,347
	<u>\$ 4,682,840</u>	<u>\$ 4,255,241</u>

STATEMENT No. 100

GOVERNMENT OF THE PROVINCE OF ALBERTA  
THE WORKMEN'S COMPENSATION BOARD

STATEMENT OF ESTIMATED LIABILITY FOR FUTURE CLAIMS COSTS  
FOR THE YEAR ENDED DECEMBER 31, 1972

Amounts provided:		
By classes re 1972		\$ 10,046,600
Amounts applied:		
Charged from classes re prior years	\$ 8,322,545	
Adjustment of prior years provision	126,569	
		<u>8,449,114</u>
Net increase		\$ 1,597,486
Estimated liability at beginning of year		<u>16,931,984</u>
Estimated liability at end of year		<u>\$ 18,529,470</u>

STATEMENT No. 101

GOVERNMENT OF THE PROVINCE OF ALBERTA  
THE WORKMEN'S COMPENSATION BOARD  
STATEMENT OF PENSION LIABILITY—FUNDED

FOR THE YEAR ENDED DECEMBER 31, 1972

Amounts provided:		
Pension awards	\$ 9,033,706	
Interest	3,504,890	
Province of Alberta to cover payments made under Section 58	519,651	
Increase in advances outstanding under Section 32(3)	112,108	
		<u>\$ 13,170,355</u>
Amounts applied:		
Pension payments		<u>10,188,265</u>
Net increase		\$ 2,982,090
Balance at beginning of year		<u>70,064,909</u>
Balance at end of year		<u>\$ 73,046,999</u>

GOVERNMENT OF THE PROVINCE OF ALBERTA  
 THE WORKMEN'S COMPENSATION BOARD  
 STATEMENT OF RESERVES PROVIDED FOR SPECIFIC CLAIMS COSTS  
 FOR THE YEAR ENDED DECEMBER 31, 1972

	Silicosis	Rehabilita- tion	Disasters	Enhanced Disabilities	Section 93	Total
Amounts provided:						
Classes .....	\$ 74,266	\$ 744,051	\$ 769,746	\$2,728,184	.....	\$4,316,247
Self-insurers .....		31,761		116,457	.....	148,218
Interest .....	57,056	40,065	128,830	1,602	.....	227,553
	<u>\$ 131,322</u>	<u>\$ 815,877</u>	<u>\$ 898,576</u>	<u>\$2,846,243</u>	.....	<u>\$4,692,018</u>
Amounts applied:						
Charged from:						
Classes re 1972 .....	\$ 14,450	\$ 44,863	\$ 24	\$ 490,897	\$ .....	\$ 550,234
Classes re prior years .....	102,667	384,541	875,245	2,715,375	644	4,078,472
Self-insurers .....		13,139		129,539	.....	142,678
Rehabilitation clinic:						
Capital expenditure .....		72,352	.....	.....	.....	72,352
Operating deficit .....		1,674	.....	.....	.....	1,674
Administrative and general expenses .....		264,139	.....	.....	.....	264,139
	<u>\$ 117,117</u>	<u>\$ 780,708</u>	<u>\$ 875,269</u>	<u>\$3,335,811</u>	<u>\$ 644</u>	<u>\$5,109,549</u>
Net increase (decrease) .....	\$ 14,205	\$ 35,169	\$ 23,307	\$ (489,568)	\$ (644)	\$ (417,531)
Reserves at beginning of year .....	1,355,409	1,133,232	3,447,023	1,908,824	140,735	7,985,223
Reserves at end of year .....	<u>\$1,369,614</u>	<u>\$1,168,401</u>	<u>\$3,470,330</u>	<u>\$1,419,256</u>	<u>\$ 140,091</u>	<u>\$7,567,692</u>

GOVERNMENT OF THE PROVINCE OF ALBERTA  
 THE WORKMEN'S COMPENSATION BOARD  
 REHABILITATION CLINIC

## STATEMENT OF OPERATING RECEIPTS AND PAYMENTS

FOR THE YEAR ENDED DECEMBER 31, 1972

(with comparative figures)

	1972	1971
Receipts:		
Treatment charges .....	\$ 1,183,953	\$ 992,274
Other .....	34,533	35,976
	<u>\$ 1,218,486</u>	<u>\$ 1,028,250</u>
Payments:		
Salaries and employee benefits .....	\$ 971,297	\$ 876,090
Medical and therapy supplies .....	76,249	52,819
Maintenance and operation of building and equipment .....	72,680	45,708
Cafeteria .....	60,305	61,435
Uniforms .....	6,987	4,237
Insurance and security service .....	5,574	2,834
Telephone and telegraph .....	5,434	5,432
Travelling .....	5,102	5,428
Professional and technical memberships, publications and courses .....	4,286	4,752
Transportation of patients .....	4,190	4,164
Stationery, office supplies and machine rentals .....	3,381	3,443
Staff recruitment .....	2,191	2,369
Miscellaneous .....	2,484	1,806
	<u>\$ 1,220,160</u>	<u>\$ 1,070,517</u>
Operating deficit .....	<u>\$ 1,674</u>	<u>\$ 42,267</u>

GOVERNMENT OF THE PROVINCE OF ALBERTA  
THE WORKMEN'S COMPENSATION BOARD  
NOTES TO THE FINANCIAL STATEMENTS

DECEMBER 31, 1972

Note 1 Assessments receivable and assessment revenue have been increased by \$2,607,757 being the net adjustment estimated to be required when all employers' pay-roll returns have been received and audits completed in respect to 1972.

No provision has been made for doubtful assessments receivable. The practice of the Board is to reduce assessment revenue as accounts are determined to be uncollectible. Recoveries are credited to revenue. The net write off for 1972 was \$11,333. (1971—\$23,566)

Note 2 Investments are summarized hereunder:

	Par Value	1972 Amortized Cost	1971 Amortized Cost
Government of Canada bonds, direct and guaranteed .....	\$ 41,334,500	\$ 40,975,495	\$ 40,955,086
Provincial bonds, direct and guaranteed .....	72,802,500	72,978,144	72,584,566
	<u>\$114,137,000</u>	<u>\$113,953,639</u>	<u>\$113,539,652</u>

The approximate market value of the investments as at December 31, 1972, was \$100,570,000. (1971—\$101,456,000)

Reserve for loss on realization of investments as at December 31, 1972, amounted to \$2,279,000 and was provided for possible future losses on realization of investments. Provision during the year consisted of an appropriation of \$8,000. (1971—\$129,000 and a special appropriation of \$194,423)

Note 3 Land, buildings and equipment are detailed as follows:

	1972			1971
	Cost	Accumulated Depreciation	Net Book Value	Net Book Value
Land .....	\$ 548,699	\$ .....	\$ 548,699	\$ 548,699
Buildings .....	4,827,056	254,881	4,572,175	4,649,153
Equipment .....	621,091	293,922	327,169	322,779
	<u>\$ 5,996,846</u>	<u>\$ 548,803</u>	<u>\$ 5,448,043</u>	<u>\$ 5,520,631</u>

Rehabilitation clinic capital expenditures amounting to \$2,308,828 have been charged to the reserve for rehabilitation. These assets are therefore not reflected in the Balance Sheet.

Note 4 This estimated liability is an opinion of officials of the Board, based on the experience of recent years, of the amount required to meet all future claims costs in respect of 1972 and prior years' accidents with the exception of costs chargeable to the reserves shown on Statement No. 102 and those in respect of workmen of self-insurers. The liability is reviewed and adjusted annually.

Note 5 The pension liability-fund was reviewed by an independent actuary as at December 31, 1968. The pension fund at that time was considered adequate and an amount of \$1,781,242 in excess of requirements has been retained in the fund in accordance with the actuary's recommendation. Pension capitalization procedures since December 31, 1968, have been based on the present value tables provided by the actuary.

Note 6 This reserve represents the balance at credit of classes after provision for the reserve for loss on realization of investments and is maintained to provide stability to the rating structure of the classes.

Note 7 The Board has a contingent liability for pensions in respect of service on the Board by Commissioners for which pension is not payable under The Public Service Pension Act.






GOVERNMENT OF THE PROVINCE OF ALBERTA  
HIGHWAYS AND TRANSPORT DEPARTMENT  
STATEMENT OF LEGISLATIVE AND EXECUTIVE APPROPRIATIONS, EXPENDITURES AND UNEXPENDED BALANCES  
FOR THE YEAR ENDED MARCH 31, 1973

Payments for the year ended March 31, 1973	No. of Apprn.	Service	APPROPRIATIONS					Over- expended	Remarks	
			Legislative	Executive	Total	Expended	Unexpended			
INCOME ACCOUNT										
\$			\$	\$	\$	\$	\$	\$		
38,557.76	1501.	Minister's Office	26,630.00		26,630.00	38,556.00	33,454.71	11,926.00	O/C 77/73	
466,237.33	1502.	General Administration	503,100.00		503,100.00	469,645.29				
16,426.92	1503.	Alberta Freight Bureau								
910,474.01	1510.	Roads Maintenance Branch—Administration								
279,016.99	1511.	Ferries—Maintenance and Operation	947,780.00		947,780.00	910,731.90	37,048.10			
9,707,387.17	1512.	Primary Highways and Access Roads—Maintenance	267,000.00		267,000.00	286,157.31		19,157.31	O/C 317/73	
3,001,206.40	1513.	Maintenance Grants to Improvement Districts	10,770,000.00		10,770,000.00	10,004,869.10	765,130.90			
25,001.68	1515.	District Highways and Local Roads—Grants to Municipal Districts and Counties	2,968,750.00		2,968,750.00	2,968,451.32	298.68			
3,421.15	1516.	District Highways and Local Roads—Special Contingencies								
11,241.61	1519.	Grants to Towns and Villages for the Improvement of Streets and Roads								
767,399.29	1530.	Bridges—Maintenance and Replacement—Salaries	769,170.00		769,170.00	767,399.29	1,770.71			
340,425.32	1531.	Bridges Maintenance—Primary Highways	335,000.00		335,000.00	328,743.91	6,256.09			
592,579.97	1532.	Bridges—Maintenance and Replacement—Municipal Districts, Improvement Districts and Counties	565,000.00		565,000.00	555,362.16	9,637.84			
10.80	1533.	Bridge Approaches—Municipal Districts, Improvement Districts and Counties								
1,124.45	1541.	Approach Roads								
2,172.98	1543.	Roads to Provincial Parks								
5,266,443.29	1550.	Motor Vehicle Branch	5,412,610.00		5,412,610.00	5,197,731.17	214,878.83			
14,762,976.70	1551.	Grants to Cities for Transportation Facilities								
243,338.02	1552.	Equipment Branch—Administration	\$250,300.00		250,300.00	243,733.16	6,566.84			
\$ 36,435,641.84	TOTAL:	Income Account	\$ 22,815,340.00		\$ 22,815,340.00	\$ 21,771,380.61	\$ 1,043,959.39 (Net)			





GOVERNMENT OF THE PROVINCE OF ALBERTA  
HIGHWAYS AND TRANSPORT DEPARTMENT  
EXPENDITURE CLASSIFIED BY APPROPRIATIONS AND CHARACTER  
FOR THE YEAR ENDED MARCH 31, 1973  
INCOME ACCOUNT

Service	1501 Minister's Office	1502 General Administration	1510 Roads Maintenance Branch—Administration	1511 Ferries—Maintenance and Operation	1512 Primary Highways and Access Roads— Maintenance	1513 Maintenance Grants to Improvement Districts	1530 Bridges—Maintenance and Replacement— Salaries	1531 Bridge Maintenance— Primary Highways	1532 Bridges—Maintenance and Replacement— Municipal Districts, Improvement Districts and Counties	1520 Motor Vehicle Branch	1552 Equipment Branch— Administration	Totals
Advertising	\$	\$	\$	\$	\$ 1,217.82	\$ 1,321.41	\$	\$	\$	\$ 6,517.35	\$	\$ 49,056.58
Automobiles, trucks and mobile equipment, purchase						197.93						197.93
Automobiles, trucks and mobile equipment, expenses				4,138.71	7,279.33	1,727.80		389.93	2,899.51	262.89		16,698.17
Buildings and sites					290.00							290.00
Compensation				487.20	1,599.30	12,743.63		587.41	2,594.65			18,012.19
Contracts and agreements				44,250.94	859,797.58	375,580.79		19,088.52	56,219.13	4,540.67		1,359,477.63
Costs and right of way					414.38	18,319.20						18,733.58
Insurance expenses		245.60										245.60
Fees and commissions	9,840.21	5,415.49	237.00		3,335.95	315.09		495.26	717.03	609,558.44		629,914.47
Fuel, express and cartage		148.38		396.82	8,003.06	2,517.68		644.43	4,319.55	13,493.35		29,523.27
Furnishings, equipment and tools		16,598.53	463.10	1,303.25	10,554.40	656.34		1,670.20	1,280.56	54,924.90		67,451.28
Gravel, prices		172.50			87,122.22	349.20				2,500.00		89,971.42
Interest					1,081.85							1,254.35
Materials and supplies, administrative		37,733.67	2,845.86		31,924.02	585.05		1,562.88	4,453.88	738,500.95		817,606.31
Materials and supplies, construction				2,239.69	940,696.29	436,619.48		60,962.34	108,711.53	126.08		1,549,355.41
Maintenance expenses	152.26	78.28	37.45	94.99	431.49	269.52		63.24	118.70	156.60	106.23	1,508.75
Postage	259.43	6,523.82	2,331.93		4,758.99	118.80				317,744.80		331,737.77
Repairs		16,583.42		30,818.74	3,106,711.46	1,251,945.85		98,831.70	149,128.89	12,688.05		4,668,708.11
Repair and maintenance of furnishings, equipment and tools				221.25	11,394.18	1,113.59		968.81	3,390.20	8,006.71		25,094.74
Repair and maintenance of other machines					197.70					5,953.45		22,256.45
Repairs	23,814.99	354,079.11	897,294.07				767,399.29			2,890,455.49	238,884.38	5,171,927.33
Telephone					255.42							255.42
Telephone and telegraph	2,912.06	2,395.13	3,032.37	124.36	53,680.44	2,850.56		685.00	930.60	44,258.13	2,893.87	113,762.52
Traveling expenses of other												1,862.51
Traveling expenses of public servants	590.95	1,271.56						14,585.69	14,860.71	283,451.70	1,848.68	436,529.15
Traveling expenses of public servants	772.18	6,897.76	4,490.12	6,670.94	78,311.71	24,639.66				1,423.90		1,423.90
Traveling expenses of public servants				743.92	141,032.98	2,776.07		268.43	926.56			145,747.96
Traveling expenses of public servants	213.92	3,396.74		194,666.50	4,654,778.53	833,803.67		127,940.07	204,810.66	183,167.71		6,202,777.80
TOTAL: Income Account	\$ 38,556.00	\$ 469,645.29	\$ 910,731.90	\$ 286,157.31	\$ 10,004,869.10	\$ 2,968,451.32	\$ 767,399.29	\$ 328,743.91	\$ 555,362.16	\$ 5,197,731.17	\$ 243,733.16	\$ 21,771,380.61

Continued on page 205





## STATEMENT No. 105—Continued

## CAPITAL ACCOUNT

Service	1581 Surveys and Properties Branch	1582 Secondary Roads Construction	1583 Bridge Construction	1584 Primary Highways Construction	1585 Planning Branch	1586 Wayside Campsites	1587 Weigh Scales	1588 Grants to Improvement Districts— District Roads	1589 Grants to Special Areas—District Roads	1590 Grants to Municipal Districts, Counties— District Roads	1592 Bridge Construction— Municipal Districts, Improvement Districts, Counties	1594 Approach Roads Construction	1595 Roads to Provincial Parks	1596 Grants to Cities for Transportation Facilities	Totals
Advertising	\$	\$ 4,941.91	\$ 2,973.31	\$ 19,024.28	\$	\$	\$ 108.00	\$ 230.46	\$	\$	\$ 510.27	\$ 327.78	\$ 862.43	\$	\$ 28,978.44
Automobiles, trucks and mobile equipment, purchase			5,922.01		2,878.65										8,800.66
Automobiles, trucks and mobile equipment, expenses	152.66	1,627.75	4,733.69	5,783.86	2,049.46			738.13			1,406.11		247.11		16,738.77
Compensation		116,149.35	377.12	370,302.41			1,931.50	20,358.00		200.00		19,032.17	11,725.00		540,075.55
Contracts and agreements	1,098.33	5,415,091.18	3,570,729.34	19,395,969.05	32,411.77	340.38	238,191.26	291,225.54		2,686.10	114,034.50	276,892.60	543,779.50		29,882,449.55
Easements and right of way		309,382.53	340.00	2,232,313.96		1,475.00	3,335.00	13,703.70				4,939.25	12,919.00		2,578,408.44
Fees and commissions	231,927.28	22,184.33	112,028.59	68,747.88	3,507.57		409.00				5,797.81		190.82		444,793.28
Freight, express and cartage	1,605.15	10,360.97	22,173.18	82,135.84	477.02		101.13	3,961.16			5,810.79	3,481.86	1,842.11		131,949.21
Furnishings, equipment and tools	19,576.73	106.89	14,026.07	45,754.21	19,666.14	1,342.69	175,901.00				4,339.51				280,942.80
Grants, prizes		217,934.40					52,000.00	250,000.00	4,690,524.68					7,725,274.08	12,935,733.16
Insurance	144.43			435.30											579.73
Materials and supplies, administrative	51,599.41	12,776.73	14,178.08	121,022.20	28,115.42					696.41	2,958.09	319.75	1,617.54		233,283.63
Materials and supplies, construction	23,749.61	1,989,895.30	2,705,880.54	7,864,217.27	2,269.56	11,181.89	25,546.73	389,695.81		1,221.97	843,491.32	92,281.67	141,299.56		14,090,731.23
Miscellaneous expenses	162.55	19.50	134.23	58.75		26.84	11.21	88.02		97.21	212.68	92.75	172.70		1,076.44
Postage	3,602.73	694.61	1,645.11	8,819.88	1,464.34										16,226.67
Repairs	46,481.20	1,279,380.15	633,480.86	2,690,745.48	52,262.94	17,633.30	10,202.43	2,350,286.75		25,517.40	193,033.71	102,568.18	72,681.06		7,474,273.46
Repair and maintenance of furnishings, equipment and tools	3,609.22	295.11	2,702.14	19,543.65	15,326.76		4,392.78	225.93		354.87	1,724.99	310.61			48,486.06
Repair and maintenance of office machines			149.48	1,009.46	398.92										1,557.86
Salaries	889,970.81			883,673.60	739,446.00										2,513,090.41
Taxes				102.90											102.90
Telephone and telegraph	4,788.05	2,594.24	7,975.59	38,747.18	6,097.35		440.22	158.85		471.24	7,624.78	501.62	804.71		70,203.83
Travelling expenses of public servants	145,344.67	351,998.47	69,357.53	1,198,471.92	79,226.94	625.10	7,207.83	54,548.54		17,873.10	21,136.21	27,556.11	39,506.08		2,012,852.50
Tuition	188.75		1,651.30	615.45	389.40										2,844.90
Utilities	421.00	1,080.62	9,212.15	4,983.81	2,437.57		137.95	1,011.31			1,154.86		162.28		20,601.55
Wages	92,267.35	948,744.01	541,155.95	3,601,472.64	113,577.54	16,876.33	17,912.34	357,063.95		153,743.82	323,735.05	68,593.10	108,979.70		6,344,121.78
TOTAL: Capital Account	\$ 1,516,689.93	\$10,685,258.05	\$ 7,720,826.27	\$38,653,515.68	\$ 1,102,438.65	\$ 49,501.53	\$ 485,828.38	\$ 3,535,296.15	\$ 250,000.00	\$ 4,893,616.36	\$ 1,526,970.68	\$ 596,897.45	\$ 936,789.60	\$ 7,725,274.08	\$79,678,902.81



STATEMENT No. 106

## GOVERNMENT OF THE PROVINCE OF ALBERTA

## HIGHWAYS AND TRANSPORT DEPARTMENT

## CASH COLLECTED ON INCOME AND CAPITAL ACCOUNTS

FOR THE YEAR ENDED MARCH 31, 1973

## INCOME ACCOUNT

	Actual	Estimates	In Excess of Estimates	Less than Estimates
Government of Canada:				
Relocation of highway No. 2 .....	\$ 999,000.00	\$ 1,000,000.00	\$ .....	\$ 1,000.00
Miscellaneous .....	11,700.61	5,000.00	6,700.61	.....
Motor vehicle branch:				
Buses, mileage tax .....	339,218.61	426,000.00	.....	86,781.39
Central registry fees .....	203,765.96	175,000.00	28,765.96	.....
Commercial vehicle fees .....	14,048,276.88	13,290,000.00	758,276.88	.....
Dealers' license fees .....	66,396.00	64,000.00	2,396.00	.....
Driver abstract fees .....	435,824.24	470,000.00	.....	34,175.76
Duplicate operators' license fees .....	74,820.50	84,000.00	.....	9,179.50
Miscellaneous .....	172,382.58	160,000.00	12,382.58	.....
Operators' license fees .....	2,728,789.50	2,532,000.00	196,789.50	.....
Passenger vehicle fees .....	11,875,668.84	11,640,000.00	235,668.84	.....
Permit fees .....	1,191,535.73	1,050,000.00	141,535.73	.....
Snow vehicle fees .....	78,056.50	40,000.00	38,056.50	.....
Reimbursement re administration of improvement districts .....	173,500.00	130,000.00	43,500.00	.....
Reimbursement of salaries .....	2,326.08	.....	2,326.08	.....
Rental of equipment .....	3,055.06	.....	3,055.06	.....
Rents .....	5,626.32	2,500.00	3,126.32	.....
Sale of blueprints .....	.....	2,500.00	.....	2,500.00
Sale of material .....	6,266.75	1,000.00	5,266.75	.....
Sale of material, bridges .....	1,706.29	.....	1,706.29	.....
Snow plowing .....	29,728.22	12,000.00	17,728.22	.....
Surveys branch:				
Road allowance leases .....	10,879.78	6,000.00	4,879.78	.....
<b>TOTAL: Income Account .....</b>	<b>\$32,458,524.45</b>	<b>\$31,090,000.00</b>	<b>\$1,368,524.45</b>	<b>.....</b>
			(Net)	

## CAPITAL ACCOUNT

Board of Transport Commissioners for Canada re:				
Grade crossings .....	\$ 136,004.30	\$ 200,000.00	\$ .....	\$ 63,995.70
Sale of materials, etc.:				
Bridges .....	48,755.48	5,000.00	43,755.48	.....
Ferries .....	281.00	500.00	.....	219.00
Highways .....	40,304.45	10,000.00	30,304.45	.....
Surveys and property branch:				
Compensation for land .....	9,966.46	6,000.00	3,966.46	.....
Maps and photography .....	23,836.25	3,500.00	20,336.25	.....
<b>TOTAL: Capital Account .....</b>	<b>\$ 259,147.94</b>	<b>\$ 225,000.00</b>	<b>\$ 34,147.94</b>	<b>.....</b>
			(Net)	

Certified correct,

DOUGLAS W. ROGERS, C.A.

Deputy Provincial Auditor.

GOVERNMENT OF THE PROVINCE OF ALBERTA  
HIGHWAYS STOCK ADVANCE  
BALANCE SHEET AS AT MARCH 31, 1973  
(with comparative figures)

## ASSETS

	1973	1972
Current assets:		
Accounts receivable .....	\$ 1,316,017.25	\$ 2,378,704.79
Materials and supplies, at cost .....	4,283,323.10	4,352,649.55
Land held for resale, at cost less recoveries from sales and rentals .....	1,418,783.47	1,652,803.16
Prepaid expenses .....	58,256.91	76,236.06
	<u>\$ 7,076,380.73</u>	<u>\$ 8,460,393.56</u>
Equipment, at cost less accumulated depreciation .....	5,438,653.53	5,499,590.66
	<u>\$ 12,515,034.26</u>	<u>\$ 13,959,984.22</u>

## LIABILITIES

Current liabilities:		
Accounts payable .....	\$ 992,820.93	\$ 955,990.92
Provincial Treasurer's advance .....	11,725,473.87	13,177,556.47
Deficit, Statement No. 108 .....	(203,260.54)	(173,563.17)
	<u>\$ 12,515,034.26</u>	<u>\$ 13,959,984.22</u>

The accompanying notes are part of these financial statements.

## AUDITOR'S REPORT

Edmonton, Alberta, August 14, 1973

I have examined the Balance Sheet of the Highways Stock Advance as at March 31, 1973 and the Statement of Operations for the year then ended. My examination included a general review of the accounting procedures and such tests of accounting records and other supporting evidence as I considered necessary in the circumstances.

In my opinion these financial statements present fairly the financial position of the Advance as at March 31, 1973 and the results of its operations for the year then ended, in accordance with generally accepted accounting principles applied on a basis consistent with that of the preceding year.

DOUGLAS W. ROGERS, C.A.

*Deputy Provincial Auditor.*

STATEMENT No. 108

GOVERNMENT OF THE PROVINCE OF ALBERTA  
HIGHWAYS STOCK ADVANCE  
STATEMENT OF OPERATIONS AND DEFICIT  
FOR THE YEAR ENDED MARCH 31, 1973  
(with comparative figures)

	1973	1972
Profit arising from operation of equipment:		
Rentals .....	\$ 6,308,037.67	\$ 6,327,604.58
Gain on disposal of equipment, net .....	122,098.96	159,579.62
	<u>\$ 6,430,136.63</u>	<u>\$ 6,487,184.20</u>
Less:		
Maintenance .....	\$ 4,632,606.26	\$ 4,508,739.20
Depreciation .....	1,650,523.18	1,633,724.10
	<u>\$ 6,283,129.44</u>	<u>\$ 6,142,463.30</u>
	<u>\$ 147,007.19</u>	<u>\$ 344,720.90</u>
Loss on material and shop sales:		
Cost of sales and shop expense .....	\$ 8,027,680.47	\$ 8,567,261.99
Less: Material and shop sales .....	7,861,089.89	8,442,996.27
	<u>\$ 166,590.58</u>	<u>\$ 124,265.72</u>
Gross (profit) loss for the year .....	\$ 19,583.39	\$ (220,455.18)
General expenses .....	4,339.58	4,140.73
Net (profit) loss for the year .....	\$ 23,922.97	\$ (216,314.45)
Deficit at beginning of year .....	173,563.17	391,707.97
Adjustments applicable to previous years .....	5,774.40	(1,830.35)
Deficit at end of year .....	<u>\$ 203,260.54</u>	<u>\$ 173,563.17</u>

GOVERNMENT OF THE PROVINCE OF ALBERTA  
HIGHWAYS STOCK ADVANCE  
NOTES TO THE FINANCIAL STATEMENTS  
MARCH 31, 1973

- NOTE 1 Authority  
The Highways Stock Advance operates under the authority of The Department of Highways and Transport Act, Chapter 98, R.S.A. 1970.
- NOTE 2 Unrecorded Liabilities  
These statements do not reflect a liability with respect to land purchases where final prices had not been determined.
- NOTE 3 Retroactive Salary Increases  
These financial statements do not reflect the applicable portions of the general salary increase authorized by Order-in-Council 691/73, dated May 8, 1973 which was retroactive to January 1, 1973.
- NOTE 4 Comparative Figures  
For comparative purposes the 1972 figures have been restated where necessary to conform to 1973 presentation.

## GOVERNMENT OF THE PROVINCE OF ALBERTA

## EXPENDITURE ON MAINTENANCE AND CONSTRUCTION OF BRIDGES

FOR THE YEAR ENDED MARCH 31, 1973

		MAINTENANCE			
District		Total	District		Total
County	1	\$ 14,501.29	Improvement	District 8	\$ 21,713.90
"	2	2,975.80	"	10	105,247.84
"	3	70,227.47	"	14	42,592.79
"	4	426.98	"	15	44,074.79
"	5	2,780.57	"	16	17,129.51
"	6	1,896.08	"	17	117,559.53
"	7	1,881.28	"	18	24,585.64
"	8	1,074.81	"	19	1,498.68
"	9	433.22	"	20	29,949.82
"	10	3,440.90	"	21	6,926.25
"	11	3,437.63	"	22	22,128.33
"	12	44,443.02	"	23	6,194.30
"	13	1,776.76	Municipal	District 6	15,930.18
"	14	20,904.49	"	9	64,083.33
"	16	4,346.85	"	14	12,207.21
"	17	10,104.05	"	26	20,255.81
"	18	409.72	"	30	4,882.87
"	19	1,289.32	"	31	3,699.72
"	20	4,199.50	"	33	2,319.77
"	22	1,382.86	"	35	654.10
"	23	19,601.62	"	44	13,335.38
"	24	24,746.35	"	47	6,948.86
"	25	12,864.79	"	48	26,235.58
"	26	6,709.76	"	52	106.48
"	27	871.77	"	61	113.13
"	28	1,416.30	"	90	10,230.83
"	30	355.24	"	92	5,300.21
"	31	27,002.82	"	130	366.36
Improvement	District 5	11,206.58	Special Areas		3,380.34
"	6	11,397.65	General (including salaries)		881,468.64
"	7	19,657.07			
					\$ 1,838,882.73

(Continued on Page 211)



## STATEMENT No. 109—Continued

## CONSTRUCTION

District	Total	District	Total
County 1	\$ 197,228.53	Improvement District 7	\$ 5,009.82
" 2	52,026.53	" 8	93,844.26
" 3	12,831.15	" 10	631,241.43
" 5	105,178.32	" 14	254,282.11
" 6	33,078.54	" 15	287,641.44
" 7	26,793.33	" 16	431,431.95
" 8	29,452.54	" 17	463,082.20
" 9	35,698.39	" 18	120,104.40
" 10	109,636.44	" 19	3,642.53
" 11	15,656.73	" 20	111,781.47
" 12	139,110.56	" 21	33,745.71
" 13	271,078.70	" 22	1,069.63
" 14	28,668.08	" 23	1,515,958.35
" 16	55,170.60	Municipal District 6	14,318.15
" 17	72,504.24	" 9	49,638.56
" 18	29,674.60	" 26	283,371.14
" 19	68,509.38	" 31	97,044.94
" 20	1,086,071.16	" 34	7,099.52
" 21	3,078.60	" 44	907,433.42
" 22	16,650.92	" 47	14,054.57
" 23	460,799.97	" 48	58,740.87
" 24	2,315.36	" 52	20,007.37
" 25	20,178.18	" 61	7,474.53
" 26	9,017.46	" 87	8,747.50
" 27	39,268.65	" 90	34,488.80
" 28	105,779.94	" 92	25,751.08
" 30	11,481.31	" 130	960.00
" 31	163,038.93	" 133	126,532.80
Improvement District 1	22,332.64	Special Areas	130,796.07
" 5	20,355.90	Overpass—Hinton	215,000.00
" 6	6,065.68	General	256,048.33
			\$ 9,459,074.31

## SUMMARY

Maintenance	\$ 1,838,882.73
Construction	9,459,074.31
	\$ 11,297,957.04
Income Account:	
Appropriation 1530	\$ 767,399.29
" 1531	328,743.91
" 1532	555,362.16
" 1725 (part)	187,377.37
	\$ 1,838,882.73
Capital Account:	
Appropriation 1583	\$ 7,720,826.27
" 1592	1,526,970.68
" 1483 (part)	211,277.36
	9,459,074.31
	\$ 11,297,957.04

GOVERNMENT OF THE PROVINCE OF ALBERTA  
GRANTS FOR DISTRICT HIGHWAYS AND LOCAL ROADS  
FOR THE YEAR ENDED MARCH 31, 1973

District		Total	District		Total
County	1	\$ 144,441.85	Improvement District	11	\$ 1,987.74
"	2	160,436.26	"	14	701,088.13
"	3	103,664.69	"	15	279,361.36
"	4	121,774.75	"	16	569,535.01
"	5	112,645.72	"	17	1,051,494.09
"	6	136,122.49	"	18	768,451.86
"	7	69,955.56	"	19	235,012.89
"	8	155,355.21	"	20	488,052.61
"	9	113,132.01	"	21	286,570.43
"	10	100,606.91	"	22	237,922.99
"	11	74,127.60	"	23	242,186.32
"	12	109,567.72	Municipal District	6	81,456.81
"	13	79,542.08	"	9	67,523.96
"	14	110,912.62	"	14	130,961.93
"	16	129,198.99	"	26	142,314.29
"	17	139,858.21	"	31	102,392.40
"	18	102,122.92	"	34	26,743.77
"	19	106,939.31	"	44	130,252.02
"	20	67,821.46	"	47	86,928.77
"	21	97,323.73	"	48	123,064.08
"	22	130,409.81	"	52	94,797.83
"	23	115,942.59	"	61	106,342.29
"	24	149,160.42	"	87	78,011.68
"	25	123,271.83	"	90	76,975.06
"	26	96,550.30	"	92	96,865.23
"	27	106,809.56	"	130	74,504.00
"	28	98,785.98	"	133	26,574.00
"	29	127,403.97	"	135	30,202.00
"	30	107,132.98	"	136	34,896.25
"	31	88,170.98	Indian Reserves		333,935.04
Improvement District	1	305,804.72	Special Areas		250,000.00
"	2	46,541.48	Special Projects		861,281.98
"	5	15,753.55	Roads to Provincial Parks		936,789.60
"	6	66,642.98	General		3,621.48
"	7	89,032.29			
"	8	19,384.37			
"	10	764,989.61			
					\$ 13,445,435.41

SUMMARY

Appropriation	1513	\$ 2,968,451.32
"	1588	3,535,296.15
"	1589	250,000.00
"	1590	4,893,616.36
"	1595	936,789.60
"	1483 (part)	861,281.98
		\$ 13,445,435.41

## GOVERNMENT OF THE PROVINCE OF ALBERTA

EXPENDITURE ON MAINTENANCE AND CONSTRUCTION OF MAIN AND  
SECONDARY HIGHWAYS

FOR THE YEAR ENDED MARCH 31, 1973

Highway No.	MAINTENANCE:	Highway No.	MAINTENANCE—Continued:
1	Saskatchewan boundary to Bassano .....\$ 100,193.56	18	No. 2 Highway to Swan Hills \$ 147,647.66
1	Bassano to Banff Park boundary ..... 463,987.97	20	Sylvan Lake to Bentley ..... 10,816.11
2	Carway to Nanton ..... 110,090.70	21	No. 1 Highway to Three Hills Creek ..... 30,189.08
2	Nanton to Carstairs ..... 161,266.32	21	Three Hills Creek to No. 53 Highway ..... 49,440.86
2	Carstairs to Hobbema interchange ..... 251,123.76	21	No. 53 Highway to New Sarepta ..... 42,659.69
2	Hobbema interchange to Legal ..... 238,934.25	21	New Sarepta to No. 14 Highway ..... 19,516.13
2	Legal to Jossard ..... 269,079.16	22	No. 2 Highway to Turner Valley ..... 33,218.51
2	Jossard to Dunvegan ..... 382,554.12	22	No. 1 Highway to Cochrane ..... 6,103.83
2	Dunvegan to B.C. boundary ..... 198,075.11	23	No. 3 Highway to Carmangay ..... 23,747.44
2A	Stavely to Parkland to No. 2 Highway ..... 2,599.13	23	Carmangay to High River ..... 68,924.93
2A	High River to DeWinton ..... 33,165.97	24	No. 23 Highway to No. 1 Highway ..... 45,159.19
2A	Calgary north to No. 2 Highway ..... 4,655.89	25	No. 3 Highway to Enchant ..... 45,891.34
2A	Crossfield to Carstairs ..... 15,087.74	27	Morrin to Sundre ..... 64,064.11
2A	Carstairs to Hobbema ..... 89,459.65	28	Edmonton to Redwater ..... 51,443.78
2A	Hobbema to No. 2 Highway ..... 36,674.76	28	Redwater to Waskatenau ..... 25,231.10
2A	Triangle to Donnelly ..... 18,137.18	28	Waskatenau to Cold Lake ..... 188,134.36
2A	No. 2 Highway to Grimshaw ..... 6,428.39	28	Beaver Crossing to Saskatchewan boundary ..... 16,270.15
3	Saskatchewan boundary to Grassy Lake ..... 76,525.00	28A	No. 28 Highway to Namao ..... 5,310.62
3	Grassy Lake to Lethbridge ..... 69,316.52	28A	Ashmont to No. 28 Highway ..... 32,964.55
3	Lethbridge to B.C. boundary ..... 211,480.70	29	No. 16 Highway to Edmonton Beach ..... 3,607.20
4	Coutts to Lethbridge ..... 51,310.07	30	No. 16 Highway to Kapasiwin Beach ..... 3,266.72
5	Waterton Park boundary to Lethbridge ..... 86,854.42	31	No. 16 Highway to Seba Beach ..... 5,108.03
6	Waterton Park boundary to Pincher Station ..... 29,011.42	32	No. 16 Highway to McLeod River ..... 10,818.77
7	No. 2A Highway to Longview ..... 31,752.80	33	No. 43 Highway to Alberta Beach ..... 4,602.16
9	Saskatchewan boundary to Drumheller ..... 94,339.98	34	No. 2 Highway to Valleyview ..... 142,183.97
9	Drumheller to No. 1 Highway ..... 103,553.19	35	Grimshaw to North Provincial boundary ..... 331,058.64
10	East Coulee to Drumheller ..... 26,514.32	36	Warner to Bow River ..... 59,262.72
11	Red Deer to Nordegg ..... 162,296.63	36	Bow River to Red Deer River ..... 36,349.01
11	Nordegg to Banff Park boundary ..... 36,237.47	36	Red Deer River to Garden Plain ..... 54,169.22
12	Saskatchewan boundary to Stettler ..... 80,596.27	36	Garden Plain to Battle River ..... 14,058.22
12	Stettler to Hoadley ..... 70,049.66	36	Battle River to North Saskatchewan River ..... 198,175.23
12	Hoadley to Alsiike ..... 22,145.39	36	North Saskatchewan River to Lac La Biche ..... 95,675.62
13	Saskatchewan boundary to Bittern Lake ..... 156,037.20	37	No. 15 Highway to Gibbons ..... 16,925.23
13	Bittern Lake to Wetaskiwin ..... 17,979.72	39	Leduc to No. 12 Highway ..... 77,165.10
13	Wetaskiwin to No. 12 Highway ..... 36,179.60	40	No. 16 Highway to Grande Cache ..... 156,551.71
14	Saskatchewan boundary to Lindbrook ..... 146,143.87	40	Grande Prairie South ..... 9,350.44
14	Lindbrook to Edmonton ..... 80,490.65	41	No. 1 Highway to Red Deer River ..... 77,271.70
15	No. 16 Highway to Mundare ..... 1,588.54	41	Red Deer River to New Bridgen ..... 38,541.63
15	Mundare to Edmonton ..... 65,434.01	41	Czar to North Saskatchewan River ..... 76,543.00
16	Lloydminster to Chipman Corner ..... 135,320.34	41	North Saskatchewan River to No. 28 Highway ..... 16,077.03
16	Chipman Corner to No. 30 Highway ..... 200,944.11		
16	No. 30 Highway to Jasper Park boundary ..... 260,259.55		
17	Lloydminster North and South ..... 25,894.45		

(Continued on Page 214)

Highway No.			Highway No.		
	MAINTENANCE—Continued:			CONSTRUCTION—Continued:	
42	No. 21 Highway to Penhold .. \$	20,192.29	2	Calgary to Olds .....	\$ 761,478.38
43	No. 16 Highway to Two Creeks .....	175,880.62	2	Interchange at Penhold .....	6,210.72
43	Two Creeks to Valleyview .....	109,228.33	2	Red Deer to Nisku .....	84,727.87
44	Westlock to No. 2 Highway .....	58,017.13	2	Athabasca to No. 44 Highway .....	1,064,710.42
45	Saskatchewan Boundary to Andrew .....	92,695.45	2	Kinuso to High Prairie .....	1,429,738.02
45	Andrew to No. 15 Highway .....	40,592.63	2	Triangle to McLennan .....	49,090.57
46	No. 28 Highway to Grassland .....	50,214.99	2	Grimshaw to Berwyn .....	603,161.34
46	Grassland to Lac La Biche .....	53,231.23	2	Intersection at Fairview .....	55,172.23
47	No. 16 Highway to Cadomin .....	42,027.64	2	Intersection at Secondary Road No. 964 .....	25,380.29
47	Coal Valley to Coalspur .....	6,293.82	3	Medicine Hat to Seven Persons .....	114,591.16
48	Wildhorse to No. 1 Highway .....	44,079.36	3	Monarch to Fort Macleod .....	335,150.61
49	Donnelly to Watino .....	34,736.39	3	Burmis to B.C. boundary .....	180,443.95
49	Watino to B.C. boundary .....	116,376.81	7	Black Diamond to Longview .....	263,634.32
50	Mirror to Tees .....	5,403.31	9	Beiseker to No. 21 Highway .....	92,222.28
51	Bentley to Gilby .....	18,221.56	11	Rocky Mountain House to Banff Park boundary .....	2,127,004.01
52	Craddock to Welling .....	20,850.03	12	Saskatchewan boundary to Monitor .....	408,406.21
53	No. 21 Highway to No. 12 Highway .....	29,991.23	12	Hoadley to Norbuck .....	926,686.87
54	Innisfail to Clearwater River .....	52,506.54	12	Norbuck to Alsike .....	40,105.29
55	Bremner to Fort Saskatchewan .....	17,925.67	13	Intersection at Secondary Road No. 926 .....	26,702.96
56	Drumheller to Morrin .....	15,271.58	13	Camrose to Ervick .....	54,170.58
56	Morrin to Stettler .....	7,948.22	14	Cooking Lake to No. 21 Highway .....	205,765.17
57	No. 39 Highway to Buck Lake Creek .....	21,314.26	14	No. 21 Highway to Edmonton .....	1,770,416.41
57	Buck Lake Creek to Entwistle .....	40,886.62	15	Mundare to Chipman .....	35,477.91
58	Rainbow Lake to Wood Buffalo Park .....	267,646.24	15	Fort Saskatchewan to Edmonton .....	96,391.48
58A	No. 58 Highway to Fort Vermilion .....	37,296.75	16	Saskatchewan boundary to Vermilion .....	818,463.92
59	No. 2 Highway to Sexsmith .....	45,129.81	16	Vegreville to Mundare .....	26,033.96
60	No. 16 Highway to No. 39 Highway .....	25,905.25	16	Clover Bar to Edmonton .....	1,140,767.44
61	Manyberries to Skiff .....	39,009.62	16	Edmonton to Winterburn .....	1,541,306.31
61	Skiff to No. 4 Highway .....	16,450.92	16	Interchange at No. 60 Highway .....	11,514.41
62	Magrath to Del Bonita .....	14,421.20	16	Interchange at Stony Plain .....	140,612.92
63	No. 46 Highway to Fort McMurray .....	266,038.24	16	Duffield to Wabamun .....	26,476.42
	City of Calgary .....	29,020.00	16	Chip Lake to Carrot Creek .....	48,158.13
	" " Edmonton .....	28,899.77	16	McLeod River to Edson .....	11,066.26
	" " Lethbridge .....	7,625.00	17	No. 14 Highway to Lone Rock Corner .....	88,464.62
	" " Medicine Hat .....	3,150.00	18	Clyde to Westlock .....	21,542.92
	" " Red Deer .....	1,965.00	18	Barrhead to Fort Assiniboine .....	456,639.02
	" " Drumheller .....	1,405.00	18	Fort Assiniboine to Swan Hills .....	623,180.72
	" " Grande Prairie .....	1,340.00	20	Bentley to Sylvan Lake .....	307,089.45
	" " Camrose .....	1,015.00	21	Bridge approaches .....	26,664.89
	" " Lloydminster .....	1,010.00	22	Turner Valley Hospital road .....	8,118.78
	" " Wetaskiwin .....	975.00	22	No. 1 Highway to No. 1A Highway .....	445,176.75
	Campsites .....	644,343.93	25	Turin to Enchant .....	11,792.59
	Weigh scales .....	75,253.93	27	Morrin to Torrington .....	46,147.14
	Special projects; priority employment program .....	286,025.21	27	Torrington to No. 2 Highway .....	24,607.82
	Access roads .....	122,910.10	27	Through Town of Olds .....	325,869.08
	General .....	306,908.30	27	Curve revisions West of Olds .....	1,960.85
		<u>\$ 10,290,894.31</u>	28	Namao to Gibbons .....	49,687.44
			28	Curve revision at Bon Accord .....	94,366.27

(Continued on Page 215)



## STATEMENT No. 111—Continued

Highway No.	CONSTRUCTION—Continued:	Highway No.	CONSTRUCTION—Continued:
35	Kemp Creek to Keg River .....\$ 853,610.26	533	Nanton to North of Bow River .....\$ 30,632.17
35	Keg River to Paddle Prairie ... 803,808.78	533	Nanton to Chain Lakes ..... 26,927.76
35	High Level to North Provincial boundary ..... 107,495.03	544	Duchess to Patricia ..... 63,826.59
36	Warner to No. 61 Highway ... 22,426.71	545	Saskatchewan boundary to No. 41 Highway ..... 13,665.00
36	No. 61 Highway to Taber ..... 39,833.14	550	No. 36 Highway to West of Rosemary ..... 22,025.12
36	No. 1 Highway to Duchess ... 28,037.91	551	Dinosaur Park to Secondary Road No. 876 ..... 2,028.66
36	Red Deer River to Hanna ..... 91,512.25	553	Priddis Corner to Bragg Creek ..... 54,492.57
36	Hanna to Castor ..... 102,198.54	564	Strathmore North and East .. 30,411.38
36	Castor to Killam ..... 120,763.34	571	Saskatchewan Boundary to No. 41 Highway ..... 2,428.37
36	South of Lac La Biche to Lac La Biche ..... 4,714.54	572	No. 2 Highway to West of Beiseker ..... 364,438.21
37	Namoo to No. 15 Highway ..... 20,173.67	576	East of Drumheller ..... 12,497.25
37	No. 15 Highway to Gibbons ... 203,271.78	583	Allingham to Secondary Road No. 806 ..... 151,801.02
37	Gibbons to No. 28 Highway ... 41,389.34	585	West of Rumsey ..... 5,383.73
40	No. 16 Highway to Grande Cache ..... 336,214.66	595	Hillsdown to No. 21 Highway ..... 434,920.81
40	Wapiti River to Grande Prairie ..... 167,653.57	601	No. 12 Highway to No. 21 Highway ..... 3,000.00
41	Medicine Hat to Schuler ..... 337,516.74	606	Secondary Road No. 766 to Rimbey ..... 145,161.55
41	Schuler to Sandy Point ..... 88,485.89	610	Ribstone to Chauvin ..... 2,043.11
41	Oyen to Czar ..... 211,724.34	612	No. 12 Highway to Alder Flats ..... 542,691.18
41	Czar to Wainwright ..... 21,207.95	620	Lodgepole to Drayton Valley ..... 29,424.08
41	Through Vermilion ..... 42,789.71	632	Edmonton to Villeneuve ..... 290,125.81
41	No. 45 Highway to North Saskatchewan River ..... 208,951.48	635	No. 2 Highway to No. 28 Highway ..... 248,618.05
43	No. 16 Highway to Onoway ..... 195,541.92	637	East of Lamont to No. 15 Highway ..... 263,414.14
43	Sanguo to Blue Ridge ..... 31,873.65	645	North of Hairy Hill to Sandy Lake ..... 16,819.46
43	Whitcourt to Two Creeks ..... 89,586.06	646	Lindbergh to Lafond ..... 641,661.72
45	No. 41 Highway to Morecambe ..... 13,812.65	656	Clyde to Thorhild ..... 283,993.91
45	Two Hills to Willingdon ..... 583,428.73	661	No. 46 Highway to Secondary Road No. 831 ..... 205,100.63
45	Andrew to St. Michael corner ..... 13,907.03	662	Helena to Sand River ..... 130,392.54
46	Abee to Grassland ..... 126,673.16	663	Boyle to Lac La Biche ..... 19,955.26
46	Grassland to No. 63 Highway ..... 352,701.07	664	East of Athabasca ..... 256,772.95
46	No. 63 Highway to Plamondon ..... 31,960.65	669	Valleyview to Sunset House ... 71,541.76
46	Plamondon to Lac La Biche ... 245,955.28	679	East of Winagami ..... 2,957.70
46	Erith to Weald ..... 264,930.86	682	Fairview to Secondary Road No. 964 ..... 28,018.29
47	Weald to Robb ..... 697,389.83	684	No. 2 Highway to Peace River Correctional Institution ..... 106,787.70
47	Revision at Coalspur ..... 63,841.96	685	Town of Hines Creek ..... 1,643.71
47	Robb to Tuscan ..... 25,092.97	724	No. 2 Highway to La Glace ..... 2,831.87
48	Cressday to Lodge Creek ..... 27,888.09	732	Town of Fairview ..... 27,972.00
48	Lodge Creek to Elkwater ..... 357,270.31	740	Tangent Access ..... 16,034.03
49	Belloy to Rycroft ..... 191,006.54	744	South of Girouxville ..... 40,964.15
49	Blueberry Corner to Gordondale ..... 308,105.36	748	Town of Edson ..... 6,036.44
49	Gordondale to B.C. boundary ..... 147,326.30	755	South of Mayerthorpe ..... 18,869.17
50	Mirror to Tees ..... 149,183.43	766	South of Secondary Road No. 606 ..... 134,390.41
51	Bentley to Secondary Road No. 766 ..... 465,764.73	770	South of Beach Corner ..... 5,284.86
53	No. 21 Highway to Ponoka ..... 394,905.88	771	No. 53 Highway to Pigeon Lake Road ..... 96,741.93
53	Ponoka revision ..... 87,762.09	772	Simon Valley Road ..... 6,534.40
54	Spruceview to Clearwater River ..... 182,437.13	775	Pincher Creek to Beauvais Park ..... 22,066.28
54	Clearwater River to Ricinus ... 148,608.75	778	Town of Thorsby ..... 138,772.83
54	Red Deer River revision ..... 2,793.21	794	South of Villeneuve ..... 147,652.31
58	High Level to Fort Vermilion ..... 100,045.48	806	Secondary Road No. 583 to North of Linden ..... 198,899.00
59	No. 2 Highway to LaGlacé ... 55,182.80		
61	No. 4 Highway to Wrentham ..... 131,685.02		
63	No. 46 Highway to Amesbury ..... 364,495.89		
63	Amesbury to Wandering River ..... 811,473.59		
63	House River to Mariana Lake ..... 491,297.59		
Secondary highways:			
505	Waterton Dam to West of Glenwood ..... 143,007.66		
507	Beauvais to West of Pincher Creek ..... 4,501.75		
519	Nobleford to No. 21 Highway ..... 2,923.93		

(Continued on Page 216)

## STATEMENT No. 111—Continued

Highway  
No.

## CONSTRUCTION—Continued:

817	North of Strathmore .....	\$ 42,394.13
823	No. 21 Highway to No. 55 Highway .....	34,195.41
826	Secondary Road No. 938 to Ferintosh .....	4,224.00
827	Village of Thorhild .....	16,100.25
831	North of Lamont .....	15,240.39
831	Long Lake to Boyle .....	137,694.38
834	Town of Tofield .....	18,986.50
855	Heisler to Daysland .....	9,677.20
855	No. 45 Highway to Smoky Lake .....	414,289.61
857	South of Vegreville .....	5,630.78
860	No. 45 Highway to Sandy Lake .....	19,366.01
872	North of Coronation .....	58,225.11
879	North of Foremost .....	6,347.25
881	Myrnam to North of Goodridge .....	336,082.55
884	South of Youngstown .....	187,414.46
887	South of Seven Persons .....	78,099.49
890	Bonnyville to LaCorey .....	276,180.92
897	Kitcooty to Marwayne .....	447,607.44
899	South of Provost .....	8,658.13
922	Secondary Highway to Pekisko Creek .....	192,788.87
922	Pekisko Creek to Longview ..	37,003.12
922	No. 1A Highway to Secondary Road No. 574 .....	398,402.80
922	Secondary Road No. 574 to Cremona .....	416,266.29

Highway  
No.

## CONSTRUCTION—Continued:

922	Ricinus to Dovercourt .....	\$ 27,680.51
922	Dovercourt bridge approaches ..	25,932.41
922	South of Buck Creek .....	14,646.84
926	Camrose to No. 36 Highway .....	478,518.02
933	Gunn to Barrhead .....	516,446.57
938	Redwater to No. 45 Highway .....	100,299.49
947	Shiningbank to Groat Creek ..	11,750.76
947	Groat Creek to Whitecourt .....	243,593.08
953	Bashaw to Secondary Road No. 956 .....	12,423.59
953	Forestburg to No. 36 Highway .....	158.59
956	Hussar to Rosedale .....	33,866.73
956	No. 12 Highway to Red Willow Creek .....	432,433.04
956	Secondary Road No. 953 to Meeting Creek .....	29,364.87
964	B.C. boundary to Clear River ..	12,575.81
964	Gage to No. 2 Highway .....	9,594.49
	Traffic control and miscellaneous construction .....	2,769,414.11
	Highway planning .....	1,193,620.43
	Secondary highway signs .....	54,926.15
	Approach roads .....	596,897.45
	Special projects, priority employment program .....	270,317.86
	General and administration ..	2,245,244.89

\$ 51,399,609.47

## SUMMARY

## Income Account:

Appropriation	1512 .....	\$ 10,004,869.10
"	1725 (part) .....	286,025.21
		<u>\$ 10,290,894.31</u>

## Capital Account:

Appropriation	1582 .....	\$ 10,685,258.05
"	1584 .....	38,653,515.68
"	1585 .....	1,102,438.65
"	1594 .....	596,897.45
"	1725 (part) .....	361,499.64
		<u>51,399,609.47</u>
		<u>\$ 61,690,503.78</u>



STATEMENT No. 112

## GOVERNMENT OF THE PROVINCE OF ALBERTA

## EXPENDITURE ON OPERATION AND MAINTENANCE OF FERRIES

FOR THE YEAR ENDED MARCH 31, 1973

Location	River	Total
Finnegan .....	Red Deer .....	\$ 7,182.56
North of Jenner .....	Red Deer .....	7,436.50
South of Rolling Hills .....	Bow .....	12,716.83
Dorothy .....	Red Deer .....	20,253.18
South of Crowfoot .....	Bow .....	9,421.90
North of Lloydminster .....	North Saskatchewan .....	8,328.86
West of Munson .....	Red Deer .....	13,051.14
Blue Ridge .....	Athabasca .....	27,573.47
Rosevear .....	McLeod .....	27,634.82
Klondyke Crossing .....	Athabasca .....	22,117.60
La Crete .....	Peace .....	38,404.63
Fort Vermilion .....	Peace .....	49,826.40
Berrymoor .....	North Saskatchewan .....	21,947.65
Pakan .....	North Saskatchewan .....	18,969.68
Ferries .....	General .....	1,292.09
Income Account—Appropriation 1511 .....		<u>\$ 286,157.31</u>

STATEMENT No. 113

GOVERNMENT OF THE PROVINCE OF ALBERTA  
INDUSTRY AND COMMERCE DEPARTMENT  
STATEMENT OF LEGISLATIVE AND EXECUTIVE APPROPRIATIONS, EXPENDITURES AND UNEXPENDED BALANCES  
FOR THE YEAR ENDED MARCH 31, 1973

Payments for the year ended March 31, 1973	No. of Appn.	Service	APPROPRIATIONS					Over- expended	Remarks	
			Legislative	Executive	Total	Expended	Unexpended			
INCOME ACCOUNT										
\$		1601. Minister's Office .....	\$ 26,320.00	\$	\$ 26,320.00	\$ 32,413.64	\$ 1,651.11	\$ 6,093.64	O/C 378/73	
	37,350.74	1602. Deputy Minister's Office .....	40,500.00		40,500.00	38,848.89				
	36,900.20	1606. Co-operative Activities and								
	8,732.84	1606. Credit Union Branch .....								
	29,302.31	1610. Planning and Support Services .....	27,980.00		27,980.00	29,480.80		1,500.80	O/C 533/73	
	68,535.95	1610. Publicity Bureau .....								
	70,811.34	1611. Budgetary and Administrative								
		1611. Services .....	75,240.00		75,240.00	72,231.57	3,008.43			
	183,755.37	1612. Economic Research .....	255,330.00		255,330.00	200,600.67	54,729.33			
	10,256.99	1612. Film and Photographic Branch .....								
	220,144.00	1613. Bureau of Statistics .....	266,360.00		266,360.00	247,455.20	18,904.80			
	138,032.68	1614. Licensing of Trades and Businesses	149,950.00		149,950.00	143,529.97	6,420.03			
	47,970.40	1614. Alberta Government Travel Bureau								
	37,465.74	1620. Economic Development .....	31,780.00		31,780.00	34,146.36		2,366.36	O/C 533/73	
	203,412.58	1621. International Marketing .....	366,070.00		366,070.00	225,665.73	140,404.27			
	150,114.97	1622. Missions and Marketing Research .....	156,020.00	140,000.00	296,020.00	179,875.67	116,144.33			
	233,340.48	1623. Industrial Development .....	230,900.00		230,900.00	225,553.01	5,346.99		S.W. 40/72-73	
	142,422.10	1624. Transport Research and Development	192,730.00		192,730.00	158,502.65	34,227.35			
	3,858,285.29	1630. Research Council of Alberta .....	3,935,150.00		3,935,150.00	3,935,150.00				
	40,646.87	1640. Alberta Commercial Branch .....	137,670.00		137,670.00	40,449.72	97,220.28			
		TOTAL: Income Account .....	\$ 5,892,000.00	\$ 140,000.00	\$ 6,032,000.00	\$ 5,563,903.88	\$ 468,096.12			
	\$ 5,517,480.85						(Net)			

Certified correct,

DOUGLAS W. ROGERS, C.A.  
Deputy Provincial Auditor.

GOVERNMENT OF THE PROVINCE OF ALBERTA  
INDUSTRY AND COMMERCE DEPARTMENT  
EXPENDITURE CLASSIFIED BY APPROPRIATIONS AND CHARACTER  
FOR THE YEAR ENDED MARCH 31, 1973  
INCOME ACCOUNT

Service	1601 Minister's Office	1602 Deputy Minister's Office	1610 Planning and Support Services	1611 Budgetary and Administrative Services	1612 Economic Research	1615 Bureau of Statistics	1614 Licensing of Trades and Businesses	1620 Economic Development	1621 International Marketing	1622 Missions and Marketing Research	1623 Industrial Development	1624 Transport Research and Development	1630 Research Council of Alberta	1640 Alberta Opportunity Company	Totals
Advertising	\$	\$	\$	\$	\$	\$	\$	\$	\$ 341.01	\$ 331.33	\$	\$	\$ 2,384.36	\$ 371.80	\$ 3,428.50
Automobiles, trucks and mobile equipment, purchase													11,086.66		11,086.66
Automobiles, trucks and mobile equipment, expenses				363.74					233.27	103.00			51,534.67	9,777.28	61,908.46
Contracts and agreements		579.59	290.00			134.83		230.31	4,285.44	8,832.99	2,944.68		133,092.21	863.98	134,059.19
Entertainment expenses						2,994.13	4,006.25	21,014.52	81,163.71	33,878.48	1,870.02	328.20	157.27		17,783.31
Fees and commissions	302.61	9,080.32	281.60	1,416.64	18,041.43				2,494.30	3,958.81	1,004.08	85,199.78	47,207.76	1,584.00	303,041.25
Freight, express and cartage					691.40				4,105.78	1,622.81	1,787.30	183.78	8,710.39		17,042.76
Furnishings, equipment and tools	643.31			647.21	1,924.71	1,283.48	703.78			10,919.56	1,382.80	643.31	191,705.32	233.31	205,300.32
Grants, prizes													59,733.78		72,036.14
Hospitalization									241.16						241.16
Insurance									825.26				8,532.33		9,357.59
Materials and supplies, administrative	776.78	655.77	779.56	2,252.76	15,729.20	45,498.67	10,120.71	681.17	7,475.79	40,658.22	22,788.30	3,252.15	322,038.32	1,768.96	474,476.36
Materials and supplies, construction													47,722.83		47,722.83
Miscellaneous expenses	118.01	126.42	77.27	69.00	194.78	16.80	14.75	57.97	179.87	91.52			28.00	12.51	986.90
Postage		152.55		255.67	1,361.88	6,589.68	8,543.39		3,677.00		5,740.34	150.71	7,251.97	573.81	34,296.95
Reprints		538.31	349.85	1,135.96	4,673.89	6,836.31	547.81	510.73	5,149.41	3,703.19	2,008.42	2,652.45	77,020.10	738.88	105,865.31
Repair and maintenance of furnishings, equipment and tools													22,820.52		22,820.52
Repair and maintenance of office machines				876.89	458.60	811.50	567.97	103.07	521.46		479.21	219.43	5,607.79	471.06	10,116.98
Salaries	25,559.02	24,153.33	25,570.00	54,779.18	131,323.01	176,233.78	116,856.31	1,069.26	57,464.13		152,759.56	55,238.43	2,779,920.16	21,894.68	3,622,820.85
Taxes									1,618.53						1,618.53
Telephone and telegraph	3,640.96	1,337.54	187.91	581.14	2,121.78	2,170.27	653.25	2,242.67	8,766.56	540.32	7,255.71	2,490.00	25,487.25	413.23	57,838.59
Travelling expenses of other than public servants	419.80	1,597.96			267.00	643.21		3,560.39	17,528.53	44,093.19	756.40	1,955.00	7,591.61		78,443.09
Travelling expenses of public servants	923.15	677.10	1,944.61	118.63	6,421.74	3,441.29	1,423.85		3,350.28	29,300.24	23,380.03	5,817.13	102,756.98	1,497.03	181,001.15
Tuition						151.80					150.56				302.36
Unemployment insurance, government portion									486.22						486.22
Utilities									2,434.52				566.67		3,001.19
Wages				9,735.30	17,391.25	699.45	91.90	4,676.27	23,323.50	1,842.01	1,245.60	372.28	22,193.95	249.19	81,820.70
TOTAL: Income Account	\$ 32,413.64	\$ 38,848.89	\$ 29,480.80	\$ 72,231.57	\$200,600.67	\$247,455.20	\$143,529.97	\$ 34,146.36	\$225,665.73	\$179,875.67	\$225,553.01	\$158,502.65	\$3,935,150.00	\$ 40,449.72	\$5,563,903.83



STATEMENT No. 115

GOVERNMENT OF THE PROVINCE OF ALBERTA  
INDUSTRY AND COMMERCE DEPARTMENT  
CASH COLLECTED ON INCOME ACCOUNT  
FOR THE YEAR ENDED MARCH 31, 1973

	Actual	Estimates	In Excess of Estimates	Less than Estimates
Alberta Commercial Branch:				
Sale of material and office equipment .....	\$ 139,527.29	\$ 110,000.00	\$ 29,527.29	\$ .....
Sale of motor vehicles and heavy equipment .....	56,253.60	110,000.00		53,746.40
Billiard Room Act .....	10,927.50	11,000.00		72.50
Fuel Oil Licensing Act .....	5,975.00	6,000.00		25.00
Licensing of Trades and Businesses Act .....	165,804.65	129,000.00	36,804.65	
Miscellaneous .....	326.22	1,000.00		673.78
Reimbursement of salaries .....	6,058.75	16,000.00		9,941.25
Research Council of Alberta:				
Government of Canada:				
National Research Council:				
Technical information service grant .....	82,500.00	65,750.00	16,750.00	
Transportation information service grant .....		86,700.00		86,700.00
Survey of mineral resources—Indian Reserves .....	5,000.00		5,000.00	
Industrial engineering services .....	12,276.61	8,000.00	4,276.61	
Laboratory testing .....	20,625.33	25,000.00		4,374.67
Miscellaneous .....	9,786.62		9,786.62	
Reimbursement of salaries and expenses .....	373,021.32	161,150.00	211,871.32	
Sale of reports .....	9,138.66	2,500.00	6,638.66	
Sale of Chattels by Public Auction Act .....	2,646.00	1,000.00	1,646.00	
<b>TOTAL: Income Account .....</b>	<b>\$ 899,867.55</b>	<b>\$ 733,100.00</b>	<b>\$ 166,767.55</b>	<b>(Net)</b>

Certified correct,

DOUGLAS W. ROGERS, C.A.

Deputy Provincial Auditor.

GOVERNMENT OF THE PROVINCE OF ALBERTA  
ALBERTA COMMERCIAL CORPORATION  
BALANCE SHEET  
AS AT JUNE 30, 1972  
ASSETS

STATEMENT No. 116

General Account:	
Cash on hand and in treasury branch .....	\$ 53,385.19
Short term deposits, including accrued interest .....	1,618,084.88
Accounts, agreements and loans receivable, including accrued interest: (Note 1)	
Industrial Assistance Program .....	\$ 6,394,239.49
Tourism Development Program .....	1,922,382.19
Indian and Metis Business Development Program (Note 2) .....	1,680,492.52
Student Business Enterprises Program .....	11,227.75
Other .....	156,915.38
	<u>\$ 10,165,257.33</u>
Less: Allowance for doubtful accounts .....	700,340.64
	9,464,916.69
Inventories: (Note 3)	
Held for resale under agreements, at cost .....	\$ 1,357,897.70
Less: Agreement deposits .....	417,094.82
	<u>\$ 940,802.88</u>
	19,131.58
	959,934.46
Prepaid expenses .....	329.48
Equipment, at cost less accumulated depreciation .....	1,757.12
	<u>\$ 12,098,407.82</u>
Trust Account:	
Cash in treasury branch .....	\$ 552.96
Short term deposits, including accrued interest .....	112,148.22
Treasury branch term deposit (Note 4) .....	7,166.54
Loans receivable, including accrued interest .....	\$ 310,797.99
Less: Allowance for doubtful accounts .....	79,518.88
	<u>231,279.11</u>
	351,146.83
	<u>\$ 12,449,554.65</u>

LIABILITIES

General Account:	
Accounts payable .....	\$ 6,141.57
Advances from the Province of Alberta .....	11,150,000.00
Surplus:	
As at December 31, 1971 .....	\$ 736,030.55
Add: Surplus for the six months ended June 30, 1972 .....	206,235.70
	<u>942,266.25</u>
	\$ 12,098,407.82
Trust Account:	
Accounts payable .....	\$ 1,264.00
Alberta Industrial Incentives Board (Note 5) .....	224,629.99
Province of Alberta (Note 6) .....	125,252.84
	<u>351,146.83</u>
	<u>\$ 12,449,554.65</u>

The accompanying notes are a part of these financial statements.

AUDITOR'S REPORT

Edmonton, Alberta, February 15, 1973

I have examined the Balance Sheet of the Alberta Commercial Corporation as at June 30, 1972, and the Statement of Revenue and Expenditure for the six months then ended. My examination included a general review of the accounting procedures and such tests of accounting records and other supporting evidence as I considered necessary in the circumstances.

No physical count of inventories, held for resale under agreements, was made by the Corporation at June 30, 1972.

In my opinion, subject to the qualification set out above, these financial statements present fairly the financial position of the Corporation as at June 30, 1972, and the results of its operations for the six months then ended, in accordance with generally accepted accounting principles applied on a basis consistent with that of the preceding year.

DOUGLAS W. ROGERS, C.A.

Deputy Provincial Auditor.



STATEMENT No. 117

GOVERNMENT OF THE PROVINCE OF ALBERTA  
ALBERTA COMMERCIAL CORPORATION  
STATEMENT OF REVENUE AND EXPENDITURE  
FOR THE SIX MONTHS ENDED JUNE 30, 1972

## REVENUE

Interest on agreements and loans:		
Industrial Assistance Program .....	\$	287,234.63
Indian and Metis Business Development Program .....		63,701.89
Tourism Development Program .....		55,228.47
Student Business Enterprises Program .....		322.97
		<hr/>
Interest on short term deposits .....	\$	406,487.96
Miscellaneous .....		27,645.75
		180.00
		<hr/>
	\$	434,313.71
		<hr/>

## EXPENDITURE

Provision for doubtful accounts:		
Industrial Assistance Program .....	\$	81,000.00
Tourism Development Program .....		19,223.82
Student Business Enterprises Program .....		2,250.00
Indian and Metis Business Development Program .....		965.36
		<hr/>
Salaries .....	\$	103,439.18
Legal fees .....		86,212.66
Travelling .....		22,560.24
Pension plan contributions .....		4,426.01
Telephone .....		4,208.64
Parking .....		3,087.34
Office supplies and expenses .....		894.00
Fees and subscriptions .....		786.67
Medical and group insurance plan contributions .....		665.86
Bonded agents' fees .....		553.76
Unemployment insurance .....		450.00
Provision for depreciation .....		314.47
Miscellaneous .....		195.24
		283.94
		<hr/>
	\$	228,078.01
		<hr/>
Surplus for the six months ended June 30, 1972 .....	\$	206,235.70
		<hr/>

GOVERNMENT OF THE PROVINCE OF ALBERTA  
ALBERTA COMMERCIAL CORPORATION  
NOTES TO THE FINANCIAL STATEMENTS

JUNE 30, 1972

- Note 1 As at June 30, 1972, loans aggregating \$12,880,281.00 have been approved but not made and are not reflected in the Balance Sheet.
- Note 2 Indian and Metis Business Development Program loans, including accrued interest, aggregating \$1,680,492.52 are guaranteed by the Province of Alberta pursuant to Section 3(c) of The Native Co-operative Guarantee Act.
- Note 3 As at June 30, 1972, approved assistance under inventory financing agreements in an aggregate amount of \$2,382,947.73 had not been drawn upon and is not reflected in the Balance Sheet.
- Note 4 This term deposit is assigned to the treasury branch as security for a loan made by the treasury branch under a program implemented by the Human Resources Development Authority.
- Note 5 The Alberta Commercial Corporation was, in accordance with the provisions of Order-in-Council 714/71, charged with certain administrative responsibilities in connection with the business and affairs of the Alberta Industrial Incentives Board.
- Note 6 The Corporation was authorized, by Order-in-Council 989/71, to receive and administer funds pertaining to programs implemented by the Province.
- Note 7 Pursuant to Sections 19 and 20 of The Alberta Opportunity Fund Act, Chapter 11, Statutes of Alberta, 1972, The Commercial Services Act was repealed effective July 1, 1972, and all assets and liabilities of the Alberta Commercial Corporation were transferred to and vested in the Alberta Opportunity Company.

STATEMENT No. 118

GOVERNMENT OF THE PROVINCE OF ALBERTA  
ALBERTA OPPORTUNITY COMPANY  
BALANCE SHEET AS AT MARCH 31, 1973

## ASSETS

Current assets:			
Cash on hand and in treasury branch .....	\$	317,816.49	
Investments, at amortized cost including accrued interest (Note 3) .....		557,381.10	
Accounts receivable (after allowance for doubtful accounts of \$23,396.49) .....		7,046.02	
Inventories:			
Subject to repurchase contracts, at cost less deposits (Note 4) .....		907,691.95	
Held for sale, at estimated realizable value .....		60,000.00	
Prepaid expenses .....		1,217.21	
			\$ 1,851,152.77
Loans receivable including accrued interest (Note 5) .....			13,252,244.59
Industrial incentive loans receivable (Note 6) .....	\$	451,059.00	
Less: Allowance for possible forgiveness .....		451,059.00	
Mineral titles, leaseholds and miscellaneous assets (Note 7) .....			1,250,001.00
Equipment, at cost less accumulated depreciation .....			11,471.80
			\$16,364,870.16
Trust assets: (Note 9)			
Cash in treasury branch .....	\$	2,462.63	
Investments, at cost including accrued interest .....		7,047.90	
Loans receivable (after allowance for doubtful accounts of \$8,059.01) .....		56,139.35	
			65,649.88
			\$ 16,430,520.04

## LIABILITIES

Current liabilities:			
Accounts payable .....	\$	25,996.84	
Undistributed proceeds from disposal of Crown assets, Statement No. 121 .....		58,803.39	
			\$ 84,800.23
Payments received under option agreement (Note 7) .....			505,000.00
Liability to Province of Alberta assumed from predecessor organizations:			
Advances .....	\$	11,380,000.00	
Debenture principal and interest (Note 8) .....		1,568,780.93	
			12,948,780.93
Payments from Province of Alberta .....			2,458,000.00
Retained earnings, Statement No. 119 .....			368,289.00
			\$ 16,364,870.16
Trust liabilities: (Note 9)			
Accounts payable .....	\$	18.55	
Due to Province of Alberta, Statement No. 122 .....		65,631.33	
			65,649.88
			\$ 16,430,520.04

The accompanying notes are part of these financial statements.

## AUDITOR'S REPORT

Edmonton, Alberta, July 26, 1973

I have examined the Balance Sheet of the Alberta Opportunity Company as at March 31, 1973 and the Statement of Retained Earnings, Statement of Revenue and Expenditure, Statement of Operations—Disposal of Crown Assets and Statement of Revenue and Expenditure and Due to Province of Alberta—Trust for the nine months then ended. My examination included a general review of the accounting procedures and such tests of accounting records and other supporting evidence as I considered necessary in the circumstances.

In my opinion these financial statements present fairly the financial position of the Alberta Opportunity Company as at March 31, 1973 and the results of its operations for the nine months then ended, in accordance with generally accepted accounting principles.

DOUGLAS W. ROGERS, C.A.  
Deputy Provincial Auditor.

GOVERNMENT OF THE PROVINCE OF ALBERTA  
ALBERTA OPPORTUNITY COMPANY  
STATEMENT OF RETAINED EARNINGS  
FOR THE NINE MONTHS ENDED MARCH 31, 1973

Surplus (deficit) assumed from predecessor organizations effective July 1, 1972:		
Alberta Commercial Corporation .....	\$	942,266.25
Alberta Commercial Branch .....		5,419.09
Alberta Industrial Corporation .....		(267,554.72)
Alberta Industrial Incentives Board .....		(5,370.01)
	\$	674,760.61
Less:		
Provision for possible forgiveness to the full extent of loans transferred from the Alberta Industrial Incentives Board .....	\$	208,700.00
Net loss, Statement No. 120 .....		97,771.61
		306,471.61
Balance at March 31, 1973 .....	\$	368,289.00

STATEMENT No. 120

GOVERNMENT OF THE PROVINCE OF ALBERTA  
ALBERTA OPPORTUNITY COMPANY  
STATEMENT OF REVENUE AND EXPENDITURE  
FOR THE NINE MONTHS ENDED MARCH 31, 1973

## REVENUE

Interest on agreements and loans:	
Commercial enterprises .....	\$ 448,867.77
Tourist facilities .....	177,393.20
Native business enterprises .....	81,345.35
Inventories subject to repurchase contracts .....	64,502.29
Student business enterprises .....	578.55
Other .....	1,933.71
	<hr/>
Interest on investments .....	\$ 774,620.87
Occupancy contribution by the Province of Alberta .....	35,587.92
Miscellaneous .....	10,335.00
	<hr/>
	\$ 820,813.79

## EXPENDITURE

Salaries and wages .....	\$ 189,679.95
Legal fees .....	49,591.07
Interest on debenture .....	22,193.53
Office supplies and expenses .....	10,645.32
Occupancy .....	10,335.00
Travel .....	8,721.23
Pension plan contributions .....	8,530.95
Staff recruitment .....	6,449.98
Telephone and telegraph .....	6,052.55
Fees and subscriptions .....	3,795.21
Board members' fees and expenses .....	2,039.55
Parking .....	1,669.50
Medical and group insurance plan contributions .....	1,244.30
Provision for depreciation .....	1,119.51
Bonded agents' fees .....	1,010.00
Unemployment insurance .....	828.82
Miscellaneous .....	1,068.55
	<hr/>
	\$ 324,975.02
Excess of revenue over expenditure before the undernoted .....	<hr/>
	\$ 495,838.77
Less:	
Provisions for doubtful accounts and estimated loss on inventory for sale:	
Commercial enterprises .....	\$ 289,000.00
Tourist facilities .....	21,255.35
Student business enterprises .....	4,607.25
Other .....	(965.36)
Inventory contracts .....	37,354.14
	<hr/>
	\$ 351,251.38
Profit on operations before provision for possible forgiveness of industrial incentive loans .....	<hr/>
Less: Provision for possible forgiveness of industrial incentive loans (Note 6) .....	\$ 144,587.39
	242,359.00
Net loss .....	<hr/>
	\$ 97,771.61

GOVERNMENT OF THE PROVINCE OF ALBERTA  
ALBERTA OPPORTUNITY COMPANY  
STATEMENT OF OPERATIONS—DISPOSAL OF CROWN ASSETS  
FOR THE NINE MONTHS ENDED MARCH 31, 1973

	On Behalf of:			
	Agencies, Boards and Commissions	Province of Alberta		Total
REVENUE				
Sale of surplus items:				
Vehicles and heavy equipment .....	\$ 168,266.99	\$ 53,607.40	\$	221,874.39
Materials and supplies .....	78,651.67	96,701.93		175,353.60
	<u>\$ 246,918.66</u>	<u>\$ 150,309.33</u>	<u>\$</u>	<u>397,227.99</u>
Commission on sales .....	(24,638.74)	24,638.74		
	<u>\$ 222,279.92</u>	<u>\$ 174,948.07</u>	<u>\$</u>	<u>397,227.99</u>
EXPENDITURE				
Salaries .....		\$ 50,359.83	\$	50,359.83
Preparation for sale .....		6,480.00		6,480.00
Pension plan contributions .....		2,485.29		2,485.29
Office supplies and expenses .....		2,301.59		2,301.59
Advertising .....		1,645.13		1,645.13
Travel .....		1,354.61		1,354.61
Telephone and telegraph .....		741.06		741.06
Medical and group insurance plan contributions .....		425.75		425.75
Provision for depreciation .....		405.90		405.90
Repairs and maintenance .....		356.56		356.56
Unemployment insurance .....		290.62		290.62
Miscellaneous .....		239.25		239.25
		<u>\$ 67,085.59</u>	<u>\$</u>	<u>67,085.59</u>
Net amount to be distributed .....	\$ 222,279.92	\$ 107,862.48	\$	330,142.40
Net amount distributed .....	195,871.73	75,467.28		271,339.01
Undistributed balance .....	<u>\$ 26,408.19</u>	<u>\$ 32,395.20</u>	<u>\$</u>	<u>58,803.39</u>



STATEMENT No. 122

GOVERNMENT OF THE PROVINCE OF ALBERTA  
ALBERTA OPPORTUNITY COMPANY  
STATEMENT OF REVENUE AND EXPENDITURE AND  
DUE TO PROVINCE OF ALBERTA—TRUST  
FOR THE NINE MONTHS ENDED MARCH 31, 1973

## REVENUE

Interest on loans .....	\$ 6,772.95
Interest on investments .....	2,441.74
	<hr/>
	\$ 9,214.69
	<hr/>

## EXPENDITURE

Grant .....	\$ 85,000.00
Provision for doubtful accounts .....	12,210.65
Fees and subscriptions .....	1,593.45
Legal fees .....	2.50
	<hr/>
	\$ 98,806.60
	<hr/>
Excess of expenditure over revenue .....	\$ 89,591.91
Deficit at beginning of period .....	74,747.16
	<hr/>
Deficit at end of period .....	\$ 164,339.07
Advance from Province of Alberta .....	229,970.40
	<hr/>
Due to Province of Alberta .....	\$ 65,631.33
	<hr/>

GOVERNMENT OF THE PROVINCE OF ALBERTA  
ALBERTA OPPORTUNITY COMPANY  
NOTES TO THE FINANCIAL STATEMENTS

March 31, 1973

NOTE 1 Authority  
The Alberta Opportunity Company was established under authority of the Alberta Opportunity Fund Act, Chapter 11, Statutes of Alberta 1972.

NOTE 2 Predecessor Organizations  
Pursuant to the provisions of the Alberta Opportunity Fund Act, the following Acts were repealed and the respective assets, liabilities and undertakings of the related organizations were transferred to the Alberta Opportunity Company effective July 1, 1972:

Act Repealed	Related Organization
The Commercial Services Act	Alberta Commercial Corporation
The Alberta Industrial Corporation Act	Alberta Commercial Branch
The Industrial Development Incentives Act	Alberta Industrial Corporation
	Alberta Industrial Incentives Board

NOTE 3 Investments

	Par Value	Amortized Cost	Accrued Interest	Total
Short term deposits .....	\$ 430,000.00	\$ 430,000.00	\$ 938.54	\$ 430,938.54
City of Edmonton debentures, due August 4, 1973 .....	125,000.00	124,923.22	1,519.34	126,442.56
	<u>\$ 555,000.00</u>	<u>\$ 554,923.22</u>	<u>\$ 2,457.88</u>	<u>\$ 557,381.10</u>

NOTE 4 Inventories Subject to Repurchase Contracts

Cost .....	\$ 1,296,500.39
Less: Deposits received .....	388,808.44
	<u>\$ 907,691.95</u>

NOTE 5 Loans Receivable

	Principal	Interest	Allowance for Doubtful Accounts	Net
Commercial enterprises .....	\$ 7,878,698.65	\$ 312,736.09	\$ 825,603.51	\$ 7,365,831.23
Tourist facilities .....	4,966,071.37	70,810.07	40,479.17	4,996,402.27
Native business enterprises .....	668,490.88	179,473.09		847,963.97
Student business enterprises .....	4,312.60	338.21	4,320.21	330.60
Other .....	155,869.77	748.21	114,901.46	41,716.52
	<u>\$ 13,673,443.27</u>	<u>\$ 564,105.67</u>	<u>\$ 985,304.35</u>	<u>\$ 13,252,244.59</u>

The native business enterprise loans are guaranteed by the Province of Alberta pursuant to the Native Co-operative Guarantee Act. During the current fiscal period, \$913,873.90 of such guarantees were implemented and paid to the Company by the Province of Alberta.

NOTE 6 Industrial Incentive Loans

These loans were made under authority of The Industrial Development Incentives Act which provided that, with the approval of the Lieutenant Governor in Council, repayment of the loans may be forgiven in whole or in part, providing that no loan may be wholly forgiven before the expiration of five years from the date money was first advanced under the loan. During this five year period, no interest is charged on a loan and no repayment of principal is required providing a borrower continues in operation and meets certain other conditions.

The Alberta Opportunity Company does not provide loans of this nature. It will, however, honour commitments made by the predecessor organization.

## NOTE 7 Option Agreement

Title to these assets was required by the Alberta Industrial Corporation (a predecessor organization) from Brazeau Collieries Limited as consideration for the settlement of Brazeau's indebtedness to the Corporation. An option agreement dated April 15, 1971, granted Brazeau an option to purchase these assets, exclusive of the Nordegg townsite lease, carried at a nominal value of \$1.00, for the sum of \$1,250,000.00. Should the option not be exercised, a portion of the payments received is repayable to Brazeau. At March 31, 1973, the option was in good standing and the following schedule summarizes payments required under the agreement and the disposition thereof should the option be terminated.

Payments	Repayable to Brazeau	Retainable by Company	Total
Received to March 31, 1973	\$ 430,000.00	\$ 75,000.00	\$ 505,000.00
*Due June 15, 1973	170,000.00	75,000.00	245,000.00
Due June 15, 1974	150,000.00	100,000.00	250,000.00
	<u>\$ 750,000.00</u>	<u>\$ 250,000.00</u>	<u>\$ 1,000,000.00</u>
Final payment by October 15, 1975			250,000.00
			<u>\$ 1,250,000.00</u>

\*This payment has subsequently been received.

## NOTE 8 Province of Alberta Debentures

Subsequent to the Balance Sheet date this debenture including interest was retired from funds provided by the Province of Alberta and proceeds from sale of investments.

## NOTE 9 Trust Account

The Alberta Commercial Corporation, a predecessor organization, was authorized by Order-in-Council 989/71 to receive and administer funds pertaining to programs implemented by the Province of Alberta.

## NOTE 10 Contingent Liabilities

The company is contingently liable as guarantor of certain loans aggregating \$115,000.00 at March 31, 1973.

## NOTE 11 Commitments

As at March 31, 1973, the following have been approved but not drawn upon:

## Loans:

Commercial enterprises	\$ 6,717,927.00
Tourist facilities	5,867,438.00
Industrial incentives	1,701,772.00
Research and development	10,000.00

## Guarantees

Guarantees	\$ 14,297,137.00
------------	------------------

Inventory financing	171,000.00
	1,119,433.00
	<u>\$ 15,587,570.00</u>

DOUGLAS W. ROGERS, C.A.

Deputy Provincial Auditor.

STATEMENT No. 123

GOVERNMENT OF THE PROVINCE OF ALBERTA  
ALBERTA INDUSTRIAL INCENTIVES BOARD

BALANCE SHEET  
AS AT JUNE 30, 1972

## ASSETS

Cash in treasury branch .....	\$	156.73
Short term deposits, including accrued interest .....		17,037.26
Loans receivable (Note 1) .....		208,700.00
Deficit:		
As at March 31, 1972 .....	\$	4,748.54
Add: Loss for the three months ended June 30, 1972 .....		621.47
		<u>5,370.01</u>
	\$	<u>231,264.00</u>

## LIABILITIES

Accounts payable .....	\$	1,264.00
Advances from the Province of Alberta .....		230,000.00
	\$	<u>231,264.00</u>

The accompanying notes are part of these financial statements.

## AUDITOR'S REPORT

Edmonton, Alberta, January 17, 1973

I have examined the Balance Sheet of the Alberta Industrial Incentives Board as at June 30, 1972, and the Statement of Revenue and Expenditure for the three months then ended. My examination included a general review of the accounting procedures and such tests of accounting records and other supporting evidence as I considered necessary in the circumstances.

In my opinion these financial statements present fairly the financial position of the Board as at June 30, 1972, and the results of its operations for the three months then ended, in accordance with generally accepted accounting principles applied on a basis consistent with that of the preceding year.

DOUGLAS W. ROGERS, C.A.  
Deputy Provincial Auditor.

STATEMENT No. 124

GOVERNMENT OF THE PROVINCE OF ALBERTA  
ALBERTA INDUSTRIAL INCENTIVES BOARD  
STATEMENT OF REVENUE AND EXPENDITURE  
FOR THE THREE MONTHS ENDED JUNE 30, 1972

## REVENUE

Interest on short term deposits .....	\$	346.99
---------------------------------------	----	--------

## EXPENDITURE

Legal fees .....	\$	530.05
Board members' fees and expenses .....		326.20
Miscellaneous .....		112.21
		<u>968.46</u>
Loss for the three months ended June 30, 1972 .....	\$	<u>621.47</u>

GOVERNMENT OF THE PROVINCE OF ALBERTA  
ALBERTA INDUSTRIAL INCENTIVES BOARD  
NOTES TO THE FINANCIAL STATEMENTS

JUNE 30, 1972

- NOTE 1 The Industrial Development Incentives Act and regulations made thereunder provide that the Board may with the approval of the Lieutenant Governor in Council forgive repayment of any loan in whole or in part, providing that no loan may be wholly forgiven before the expiration of five years from the date money was first advanced under the loan. During this five year period no interest is charged on a loan and no repayment of principal is required providing a borrower continues in operation and meets certain other conditions.
- NOTE 2 As at June 30, 1972, loans aggregating \$2,004,131.00 have been approved but not made and are not reflected in the Balance Sheet.
- NOTE 3 Pursuant to Sections 19 and 20 of the Alberta Opportunity Fund Act, Chapter 11, Statutes of Alberta, 1972, The Industrial Development Incentives Act was repealed effective July 1, 1972, and all assets and liabilities of the Alberta Industrial Incentives Board were transferred to and vested in the Alberta Opportunity Company.

STATEMENT No. 125

GOVERNMENT OF THE PROVINCE OF ALBERTA  
MANPOWER AND LABOUR DEPARTMENT  
STATEMENT OF LEGISLATIVE AND EXECUTIVE APPROPRIATIONS, EXPENDITURES AND UNEXPENDED BALANCES  
FOR THE YEAR ENDED MARCH 31, 1973

Payments for the year ended March 31, 1973	No. of Apprn.	Service	APPROPRIATIONS					Unexpended	Over- expended	Remarks
			Legislative	Executive	Total	Expended				
INCOME ACCOUNT										
\$			\$	\$	\$	\$	\$			
58,001.27	1701.	Minister's Office .....	50,810.00	10,170.00	60,980.00	59,875.89	1,104.11			S.W. 67/72-73
231,965.84	1702.	General Administration .....	213,180.00	20,000.00	233,180.00	227,392.84	5,787.16			S.W. 67/72-73
90,435.30	1703.	Amusements Branch .....	77,495.00	13,400.00	90,895.00	90,219.00	676.00			S.W. 67/72-73
1,628.94	1704.	Tradesmen's Qualification Act .....	967,505.00		967,505.00	939,145.92	28,359.08			
931,904.41	1705.	Board of Industrial Relations .....	190,600.00		190,600.00	192,956.27			2,356.27	O/C 268/73
1,134.26	1706.	Elevators and Fixed Conveyances Act .....								
800,404.92	1707.	The Welding Act .....	769,540.00		769,540.00	799,680.12			30,140.12	O/C 268/73
768,138.72	1708.	Boilers Act .....	768,860.00		768,860.00	777,353.66			8,493.66	O/C 268/73
458,257.28	1709.	Electrical Protection Act .....	437,290.00		437,290.00	460,746.17			23,456.17	O/C 268/73
115,609.81	1710.	Gas Protection Act .....	122,280.00		122,280.00	129,084.30			6,804.30	O/C 268/73
1,127,280.00	1711.	Building Inspection .....	1,274,600.00		1,274,600.00	1,119,822.92	154,777.08			
74,904.92	1712.	Permitted Building .....	79,980.00		79,980.00	74,603.07	5,376.93			
76,855.71	1713.	Human Rights Commission .....	78,034.00	13,000.00	91,034.00	79,663.68	11,370.32			S.W. 33/72-73
324,558.02	1714.	Fire Prevention Branch .....	287,755.00	41,000.00	328,755.00	325,630.94	3,124.06			S.W. 67/72-73
57,310.04	1715.	The Credit and Loan Agreements Act .....	61,426.00		61,426.00	59,560.78	1,865.24			
93,507.02	1716.	Manpower Programming .....	100,000.00		100,000.00	97,708.76	2,291.24			
20,896.51	1717.	Civil Service Nurse .....	20,770.00	4,600.00	25,370.00	22,077.05	3,292.95			
775,630.34	1718.	Personnel Administration Office .....	828,500.00		828,500.00	874,459.94	4,959.94			S.W. 37/72-73
3,795,924.58	1719.	Special Employment Projects .....	5,000,000.00		5,000,000.00	3,811,377.92	1,188,622.08			
5,710,277.59	1720.	Special Warrant 32/72-73 (Funds for Winter Employment) .....								
		TOTAL: Income Account .....	11,000,000.00	11,102,170.00	22,102,170.00	16,425,038.73	6,005,756.27			(Net)
\$ 15,703,846.94			\$ 11,328,625.00	\$ 11,102,170.00	\$ 22,430,795.00	\$ 16,425,038.73	\$ 6,005,756.27			

Certified correct,

DOUGLAS W. ROGERS, C.A.  
Deputy Provincial Auditor.



GOVERNMENT OF THE PROVINCE OF ALBERTA  
MANPOWER AND LABOUR DEPARTMENT  
EXPENDITURE CLASSIFIED BY APPROPRIATIONS AND CHARACTER  
FOR THE YEAR ENDED MARCH 31, 1973  
INCOME ACCOUNT

Service	1701 Minister's Office	1702 General Administration	1703 Amusements Branch	1705 Board of Industrial Relations	1706 Elevators and Fixed Conveyances Act	1708 Electrical Protection Act	1709 Boilers Act	1710 Gas Protection Act	1711 Plumbing Inspection	1712 Apprenticeship Training	1713 Pensions Benefit Act	1714 Human Rights Commission	1715 Fire Prevention Branch	1717 Credit and Loan Agreements Act	1718 Manpower Programming	1719 Civil Service Nurse	1720 Personnel Administration Office	1725 Special Employment Projects	S.W. 32, 1972-73 Funds for Winter Employment	Totals
Advertising .....	\$ 3,254.01	\$ .....	\$ .....	\$ 1,256.25	\$ .....	\$ .....	\$ .....	\$ .....	\$ .....	\$ .....	\$ .....	\$ .....	\$ .....	\$ .....	\$ 1,196.25	\$ .....	\$ 89,361.82	\$ .....	\$ 18,209.93	\$ 113,278.26
Automobiles, trucks and mobile equipment, purchase .....	.....	.....	.....	.....	.....	.....	.....	.....	.....	.....	.....	.....	.....	.....	.....	.....	.....	236.85	.....	236.85
Automobiles, trucks and mobile equipment, expenses .....	.....	.....	.....	.....	.....	.....	.....	.....	.....	.....	.....	.....	1,196.11	.....	.....	.....	.....	17,841.03	21,905.91	40,943.05
Buildings and sites .....	.....	.....	.....	.....	.....	.....	.....	.....	.....	.....	.....	.....	.....	.....	.....	.....	.....	1,000.00	1,141.06	1,141.06
Funeral expenses .....	.....	.....	.....	.....	.....	.....	.....	.....	.....	.....	.....	.....	.....	.....	.....	.....	.....	350.00	350.00	350.00
Compensation .....	.....	.....	.....	.....	.....	.....	.....	.....	.....	.....	.....	.....	.....	.....	.....	.....	.....	11,301.42	479,581.41	491,282.83
Contracts and agreements .....	.....	.....	.....	.....	.....	.....	.....	.....	.....	.....	.....	.....	.....	.....	.....	.....	.....	140.15	749.87	3,002.49
Entertainment expenses .....	.....	405.55	.....	371.35	.....	.....	.....	.....	.....	400.00	.....	.....	.....	.....	.....	.....	.....	1,069.07	8,294.36	12,416.66
Fees and commissions .....	661.68	1,960.47	3,864.24	50,738.19	179.59	1,987.13	5,556.41	190.00	180.00	18,328.03	.....	2,344.84	653.01	.....	428.04	327.00	8,294.36	12,416.66	113,216.33	221,325.98
Freight, express and cartage .....	.....	.....	.....	624.30	.....	295.75	1,738.91	100.79	.....	823.61	.....	927.04	651.03	.....	578.63	.....	1,446.72	5,537.80	12,308.58	25,033.16
Furnishings, equipment and tools .....	.....	.....	.....	1,679.68	.....	.....	.....	.....	.....	1,224.07	.....	1,280.76	.....	1,492.01	.....	519.21	3,363.18	8,032.11	12,496.61	30,087.63
Grants, prizes .....	.....	163.50	.....	.....	.....	.....	.....	.....	.....	.....	.....	13,000.00	954.66	.....	.....	.....	.....	1,278,525.00	808,398.69	2,101,041.85
Maintenance in homes and schools .....	.....	.....	.....	.....	.....	.....	.....	.....	.....	85,400.50	.....	.....	4,796.75	.....	.....	.....	.....	630,240.12	720,437.37	1,350,677.87
Materials and supplies, administrative .....	2,288.94	5,862.24	1,616.96	14,820.61	2,100.41	11,566.87	16,095.20	7,693.71	3,113.12	43,688.27	1,653.44	2,953.38	15,613.44	1,689.17	4,737.92	2,761.71	38,659.50	49,083.94	79,529.29	305,528.12
Materials and supplies, construction .....	.....	.....	.....	.....	.....	.....	.....	.....	.....	4,730.29	.....	.....	607.79	.....	.....	.....	.....	120,204.07	233,750.19	368,619.60
Miscellaneous expenses .....	21.50	40.94	31.69	92.10	120.09	19.58	92.00	14.81	10.25	50.17	.....	.....	157.59	.....	.....	.....	.....	183.26	152.95	336.21
Postage .....	362.36	2,090.12	490.68	10,737.71	771.98	5,731.79	4,690.80	4,394.90	509.70	17,380.95	1,929.70	4,079.91	1,306.41	889.91	797.98	80.30	75.87	165.49	1,467.90	2,958.70
Rentals .....	2,477.76	10,138.36	.....	21,260.57	337.35	2,082.89	3,663.67	870.45	146.13	21,470.87	1,400.76	3,016.52	2,323.53	1,755.54	5,348.55	.....	7,035.85	457.58	601.45	64,259.78
Repair and maintenance of furnishings, equipment and tools .....	.....	.....	322.84	.....	.....	119.51	239.06	.....	.....	573.41	.....	.....	140.12	.....	328.93	.....	8,449.07	79,833.90	489,460.38	654,036.30
Repair and maintenance of office machines .....	119.00	861.16	154.87	2,826.19	215.13	719.78	1,618.11	630.47	100.55	2,408.32	226.13	136.75	509.40	228.44	318.54	.....	104.66	3,722.74	14,611.31	20,162.58
Salaries .....	45,491.99	185,170.79	75,744.57	767,432.20	168,688.86	701,076.56	672,461.45	402,028.34	101,592.28	862,956.68	67,181.63	43,741.61	234,437.73	47,383.00	59,322.51	17,983.19	614,254.28	2,197.25	5,069,144.92	5,069,144.92
Telephone and telegraph .....	1,747.10	861.66	377.67	8,152.22	423.87	2,054.12	3,213.22	601.48	804.56	7,976.17	767.07	977.56	3,519.08	1,467.38	1,434.49	.....	7,045.06	3,419.84	6,009.01	50,851.56
Transportation .....	.....	.....	.....	.....	.....	.....	.....	.....	.....	.....	.....	.....	.....	.....	.....	.....	.....	254.75	.....	254.75
Travelling expenses of other than public servants .....	678.61	381.00	205.10	9,291.14	.....	414.04	283.00	.....	.....	4,438.29	.....	.....	6,708.56	.....	749.68	.....	3,993.80	38,482.22	49,603.92	115,229.36
Travelling expenses of public servants .....	2,772.94	5,360.45	3,591.69	48,957.35	20,118.99	73,527.76	56,872.91	44,221.22	21,829.44	41,513.05	1,392.34	6,462.00	47,067.03	4,285.12	3,619.09	405.64	23,106.25	63,674.72	79,596.25	548,374.24
Tuition .....	.....	371.50	.....	.....	.....	.....	.....	.....	.....	5,809.81	.....	.....	.....	.....	.....	.....	1,898.69	907,567.04	915,647.04	915,647.04
Utilities .....	.....	.....	.....	.....	.....	.....	.....	.....	.....	.....	.....	.....	.....	.....	.....	.....	.....	2,183.79	6,181.49	8,365.28
Wages .....	.....	13,725.10	3,818.69	906.06	.....	84.34	1,501.66	.....	798.27	383.93	.....	613.10	4,988.70	186.93	18,695.20	.....	13,119.91	2,114,863.86	2,364,048.51	4,537,734.26
<b>TOTAL: Income Account .....</b>	<b>\$ 59,875.89</b>	<b>\$ 227,392.84</b>	<b>\$ 90,219.00</b>	<b>\$ 939,145.92</b>	<b>\$ 192,956.27</b>	<b>\$ 799,680.12</b>	<b>\$ 777,353.66</b>	<b>\$ 460,746.17</b>	<b>\$ 129,084.30</b>	<b>\$ 1,119,822.92</b>	<b>\$ 74,603.07</b>	<b>\$ 79,663.68</b>	<b>\$ 325,630.94</b>	<b>\$ 59,560.76</b>	<b>\$ 97,708.76</b>	<b>\$ 22,077.05</b>	<b>\$ 824,400.06</b>	<b>\$ 3,811,377.92</b>	<b>\$ 6,333,739.40</b>	<b>\$ 16,425,038.73</b>



STATEMENT No. 127

GOVERNMENT OF THE PROVINCE OF ALBERTA  
MANPOWER AND LABOUR DEPARTMENT  
CASH COLLECTED ON INCOME ACCOUNT  
FOR THE YEAR ENDED MARCH 31, 1973

	Actual	Estimates	In Excess of Estimates	Less than Estimates
Amusements Act .....	\$ 73,064.98	\$ 68,000.00	\$ 5,064.98	\$ .....
Apprenticeship Act .....	16,816.00	14,000.00	2,816.00	.....
Boilers Act:				
Engineers' registration fees .....	9,067.95	9,000.00	67.95	.....
Examination fees .....	36,685.00	40,000.00	.....	3,315.00
Miscellaneous .....	5,146.64	6,000.00	.....	853.36
Pressure vessel registration fees .....	530,228.75	545,500.00	.....	15,271.25
Sale of regulations and acts .....	457.30	1,000.00	.....	542.70
Survey of drawings .....	52,781.70	48,500.00	4,281.70	.....
Dental Technicians Act .....	2,671.00	.....	2,671.00	.....
Electrical Protection Act .....	462,817.62	360,000.00	102,817.62	.....
Elevators and Fixed Conveyances Act .....	94,213.00	75,500.00	18,713.00	.....
Employment Agencies Act .....	3,238.00	.....	3,238.00	.....
Fire Prevention Act .....	105,159.18	82,000.00	23,159.18	.....
Gas Protection Act .....	189,840.92	130,000.00	59,840.92	.....
Government of Canada:				
Apprenticeship training .....	714,833.17	525,000.00	189,833.17	.....
Miscellaneous .....	50,378.68	10,500.00	39,878.68	.....
Personnel administration office, miscellaneous .....	10,512.34	.....	10,512.34	.....
Plumbing Inspection Act .....	52,189.01	22,000.00	30,189.01	.....
The Pension Benefits Act .....	13,761.89	15,000.00	.....	1,238.11
Tradesmen's Qualification Act, certificate fees .....	33,929.00	40,000.00	.....	6,071.00
Trade Schools Regulation Act .....	1,070.11	.....	1,070.11	.....
Welding Act .....	9,955.00	11,000.00	.....	1,045.00
<b>TOTAL: Income Account .....</b>	<b>\$ 2,468,817.24</b>	<b>\$ 2,003,000.00</b>	<b>\$ 465,817.24</b>	<b>.....</b>
			(Net)	

Certified correct,

DOUGLAS W. ROGERS, C.A.

Deputy Provincial Auditor.

GOVERNMENT OF THE PROVINCE OF ALBERTA  
LANDS AND FORESTS DEPARTMENT  
STATEMENT OF LEGISLATIVE AND EXECUTIVE APPROPRIATIONS, EXPENDITURES AND UNEXPENDED BALANCES  
FOR THE YEAR ENDED MARCH 31, 1973

Payments for the year ended March 31, 1973		No. of Apprn.	Service	APPROPRIATIONS					Over- expended	Remarks	
				Legislative	Executive	Total	Expended	Unexpended			
INCOME ACCOUNT											
\$		\$		\$	\$	\$	\$	\$			
30,673.99	1801.	Minister's Office	25,110.00		25,110.00	26,552.49		1,442.49	O/C 384/73		
827,483.87	1802.	General Administration	816,990.00		816,990.00	825,274.33		8,584.33	O/C 384/73		
3,273.22	1803.	Advisory Board	2,000.00		2,000.00	3,275.22		2,924.78			
894,342.37	1804.	Technical Division	975,980.00		975,980.00	895,945.27		80,034.73			
269,788.42	1805.	Registration	263,970.00		263,970.00	269,017.32		5,047.32	O/C 384/73		
4,627,163.16	1815.	Forest Administration	4,692,035.00		4,692,035.00	4,626,727.91		65,307.09			
725,944.25	1816.	Timber Management	716,840.00		716,840.00	743,887.59		27,047.59	O/C 384/73		
197,081.08	1817.	Quota Reforestation	195,000.00		195,000.00	196,801.37		1,801.37	O/C 637/73		
632,023.64	1818.	Silviculture	579,570.00		579,570.00						
58,118.83	1819.	Eastern Rockies Forest Conservation Board	67,610.00		67,610.00	599,414.14		19,844.14	O/C 569/73		
323,256.34	1820.	Forest Land Use	318,090.00		318,090.00	324,782.12		6,692.12	O/C 384/73		
2,424,358.46	1821.	Forestry Maintenance	2,486,810.00	145,000.00	2,631,810.00	2,419,135.98		192,495.02			
3,06,801.33	1822.	Fire Control	289,940.00		289,940.00	302,746.95		12,806.95	O/C 384/73		
4,896,948.62	1823.	Fire Suppression	3,000,000.00	2,000,000.00	5,000,000.00	4,896,002.30		103,997.70	S.W.s. 6 & 12/72/73		
828,785.21	1825.	Aircraft Operations	750,160.00		750,160.00	814,461.33		64,301.33	O/C 384/73		
563,654.14	1826.	Communications	565,790.00		565,790.00	555,457.19		10,332.81			
343,319.09	1828.	Forestry Technology School	359,060.00		359,060.00	343,407.15		15,652.85			
70,066.62	1829.	Junior Forest Rangers	74,930.00		74,930.00	70,011.62		4,918.38			
2,344,292.51	1835.	Fish and Wildlife	2,287,830.00	25,000.00	2,312,830.00	2,349,151.26		36,321.26	S.W.s. 27 & 28/72/73		
14,478.14	1836.	Wildlife Damage Control	10,000.00	16,000.00	26,000.00	21,257.97		4,742.03	S.W. 47/72/73		
1,493,187.06	1845.	Lands Branch	1,584,620.00	800.00	1,585,420.00	1,491,466.19		93,953.81	S.W. 48/72/73		
2,937,895.77	1846.	Provincial Parks	2,953,085.00		2,953,085.00	2,968,409.38		15,324.38	O/C 637/73		
193,068.07		Special Warrant Works Program									
		TOTAL: Income Account	\$ 22,999,445.00	\$ 2,186,800.00	\$ 25,186,245.00	\$ 24,800,304.66	\$ 385,940.34 (Net)				
\$	25,006,006.19										

		CAPITAL ACCOUNT				
\$	955,055.01	1882.	Forest Construction	\$	987,260.00	\$
	955,055.00	1882.	Capital Land Purchase	13,000.00	13,000.00	10,054.73
	67,735.88	1885.	Subsidiary Development and		4,700.00	8,300.00
		1885.	Grazing Reserve Buildings	61,500.00	30,815.49	30,684.51
	279,206.20	1886.	Parks Development	155,300.00	134,159.93	21,140.07
	921,713.49	1888.	Grazing Leases, Grazing Reserves, Forests, and Fish and Wildlife Development	955,160.00	902,637.00	52,523.00
	994.08	1899.	(2682-part) Employment program			
	71,631.00		Special Warrant 3/72-73 (Purchase of Menzies Fish Plant Property, Edmonton)	71,631.00	71,631.00	
	53,633.28		Special Warrant 13/72-73 (Purchase of Certain Lands in Lac La Biche Settlement)	53,633.28	53,633.28	
	30,731.72		Special Warrant 46/72-73 (Settlement of Claim made by Ralph Fish Company)	30,731.72	30,731.72	
			TOTAL: Capital Account	\$ 2,172,220.00	\$ 2,328,216.00	\$ 2,205,513.69
	\$ 2,385,401.56					\$ 122,702.31 (Net)

Certified correct,

DOUGLAS W. ROGERS, C.A.  
Deputy Provincial Auditor.





GOVERNMENT OF THE PROVINCE OF ALBERTA  
LANDS AND FORESTS DEPARTMENT  
EXPENDITURE CLASSIFIED BY APPROPRIATIONS AND CHARACTER  
FOR THE YEAR ENDED MARCH 31, 1973  
INCOME ACCOUNT

Service	1801 Minister's Office	1802 General Administration	1803 Advisory Board	1804 Technical Division	1805 Registration	1815 Forest Administration	1816 Timber Management	1817 Quota Reforestation	1818 Silviculture	1819 Eastern Rockies Forest Conservation Board	1820 Forest Land Use	1821 Forestry Maintenance	1822 Fire Control	1823 Fire Suppression	1825 Aircraft Operations	1826 Communications	1828 Forest Technology School	1829 Junior Forest Rangers	1835 Fish and Wildlife	1836 Wildlife Damage Control	1845 Lands Branch	1846 Provincial Parks	Totals
Advertising .....	\$	\$	\$	\$	\$	\$	\$ 10,069.85	\$	\$ 4,311.93	\$	\$	\$ 334.79	\$	\$ 19,502.67	\$ 242.90	\$	\$	\$	\$	\$	\$ 5,684.86	\$ 1,265.21	\$ 41,412.21
Automobiles, trucks and mobile equipment, purchase .....				5,496.36					16,976.34	239.13		16,837.20			725.00				79,534.18	653.30	5,224.71	93,481.42	219,167.64
Automobiles, trucks and mobile equipment, expenses .....		2,303.57		1,459.11	579.94		2,567.90	188.80	4,313.50	638.04		558,585.52		176,212.12	130,720.91		10,112.98	1,073.36	113,793.12	118.22	15,838.98	203,134.13	1,221,640.20
Buildings and sites .....											559.32								545.00		2,100.00		3,204.32
Canada Pension Plan— employer's contribution .....										228.64													228.64
Contracts and agreements .....		171.52		26,590.00			13,435.39	360.10	66,533.40	470.59	303.48	67,949.34		171,015.13	248,425.52	3,596.91			3,203.30		4,790.72	33,600.11	640,445.51
Entertainment .....		161.64													104.33							328.32	594.29
Fees and commissions .....		5,178.74	1,751.55	225.07	1,070.75	1,377.05	523.50		22,059.17	1,116.24	3,585.18	1,416.86	4,413.20	19,732.96	10,648.43		3,175.47		11,193.96	272.25	718.80	15,131.63	103,590.81
Freight, express and cartage .....		1,159.94		2,746.53		54,272.15	1,206.35	5,640.25	4,481.71		944.30	19,053.07	131.60	62,340.11	1,563.38		843.00		18,175.83		1,053.59	18,928.22	193,085.39
Furnishings, equipment and tools .....	119.44	903.00		37,048.19	853.16	12,013.71	9,241.18		1,208.64	391.49	5,294.54	43,949.36	18,939.05	75,268.04	17,555.42	12,640.09	12,537.61		31,458.27	910.39	2,668.64	56,528.13	339,528.35
Grants, prizes .....		1,650.86				48,678.15															563.00	9,366.60	14,021.72
Insurance .....												930.00		1,973.55	750.00				438.57		9,006.08		9,006.08
Interest .....																							
Livestock, fur bearing animals, poultry, insects and fish .....																			5,647.89				5,647.89
Maintenance in homes and schools .....																	37,720.80						37,720.80
Materials and supplies, administrative .....	228.01	162,091.39		59,198.52	10,280.28	98,881.12	64,441.25	3,614.56	38,497.27	1,669.37	9,715.80	55,625.20	5,521.45	453,283.46	1,013.30	9,700.31	58,209.96	13,260.83	123,413.28	1,849.13	41,797.37	87,139.60	1,299,431.46
Materials and supplies, construction .....		1,142.62		1,871.92		140.20	5,159.79	489.17	28,317.49	172.90	1,917.18	138,487.81	5,991.91	16,641.70	6,771.59	14,141.04	6,979.68	1,444.93	19,726.71	5,844.23	124,380.98	383,593.08	
Miscellaneous expenses .....	113.40	123.32		50.05	164.49	198.91	77.95	156.16	268.01	322.17	206.29	206.29	59.21	119.68	53.60	26.10	222.81	48.08	399.75		118.00	83.41	2,811.39
Postage .....		7,606.90		3,729.41		20,085.66			113.96										19,358.63		10,298.31	3,331.88	65,570.58
Rentals .....		9,599.80		13,235.87	758.93	23,166.91		20,935.94	129,378.69	152,203.33	21,881.44	372,018.67	1,565.60	2,332,139.73	352,888.84	15,853.03	9,685.58	7,635.69	47,787.66	3,132.17	24,205.59	77,674.74	3,616,037.21
Repair and maintenance of furnishings, equipment and tools .....		142.88		5,069.53			1,508.32		627.70	516.09		27,557.55	1,180.72	20,284.22	581.80	673.93	1,588.20	591.28	4,797.28		815.89	19,748.59	85,683.98
Repair and maintenance of office machines .....		4,446.69		3,669.53	1,497.61	6,743.52	1,525.76			156.46	572.99	172.62		233.99		160.28	1,175.51		4,356.65		4,350.40	2,020.15	31,082.16
Salaries .....	23,735.99	587,644.14		701,203.26	247,291.54	4,002,713.96	345,814.27		51,260.72	21,020.27	233,523.35	367,584.11	206,588.73	5,547.91	31,509.00	58,358.85	140,547.91		1,429,299.44		1,029,023.41	822,079.50	10,299,198.45
Taxes .....												1,952.42									81,144.86		83,097.28
Telephone and telegraph .....	1,195.01	3,021.80		1,336.51		46,092.87	5,507.46	128.59	1,084.81	640.63	2,881.62	4,255.70	4,530.59	21,456.04	3,633.05	373,614.73	2,627.70		71,290.34		16,899.73	50,473.81	610,670.99
Travelling expenses of other than public servants .....			1,523.67			353.65	499.20	2,762.50	1,007.10	1,696.12		303.40		22,451.04			4,270.51	459.20	1,507.69		334.60	246.12	37,414.80
Travelling expenses of public servants .....	1,160.64	14,988.20		19,149.91	300.38	203,031.71	17,537.50	29.65	8,973.97	1,099.37	13,317.59	34,836.98	8,318.33	27,689.32	4,495.02	2,168.61	13,457.05	1,977.70	243,127.15		86,165.46	105,834.33	811,896.91
Tuition .....				495.00	118.73														241.88		711.86	1,060.75	2,628.22
Utilities .....							1,385.96		1,264.78		944.82	120,230.75		3,088.69		156.80	358.89	195.36	2,349.13		2,421.92	105,628.23	238,025.33
Wages .....		23,237.32		13,370.50	6,101.51	108,978.34	242,450.02	54,052.90	196,292.28	26,093.27	29,018.34	586,848.34	45,506.56	1,472,569.85	2,779.24	63,821.15	38,847.66	43,325.19	117,505.55	6,113.24	139,685.18	1,127,980.73	4,344,577.17
<b>TOTAL: Income Account .....</b>	<b>\$ 26,552.49</b>	<b>\$ 825,574.33</b>	<b>\$ 3,275.22</b>	<b>\$ 895,945.27</b>	<b>\$ 269,017.32</b>	<b>\$ 4,626,727.91</b>	<b>\$ 743,887.59</b>	<b>\$ 196,801.37</b>	<b>\$ 599,414.14</b>	<b>\$ 56,819.58</b>	<b>\$ 324,782.12</b>	<b>\$ 2,419,135.98</b>	<b>\$ 302,746.95</b>	<b>\$ 4,896,002.30</b>	<b>\$ 814,461.33</b>	<b>\$ 555,457.19</b>	<b>\$ 343,407.15</b>	<b>\$ 70,011.62</b>	<b>\$ 2,349,151.26</b>	<b>\$ 21,257.97</b>	<b>\$ 1,491,466.19</b>	<b>\$ 2,968,409.38</b>	<b>\$ 24,800,304.66</b>



STATEMENT No. 129—Continued  
CAPITAL ACCOUNT

Service	1882		1883		1885		1886		1888		S. W. 3, 1972-73		S. W. 13, 1972-73		S. W. 46, 1972-73		Totals
	Forest	Construction	Capital Land	Subdivision	Development and Grazing	Reserve Buildings	Parks	Development	Grazing Reserves, Forests and Fish	Development	Purchase of Prairie Property, Edmontion	Purchase of Certain Lands in Lac La Biche Settlement	Settlement of Claim Made by Ralph Fish Company				
Advertising	\$ 810.15																\$ 810.15
Automobiles, trucks and mobile equipment, purchase	31,678.00								498.00								32,176.00
Automobiles, trucks and mobile equipment, expense	7,114.73								628.69								7,743.42
Buildings and sites	28,842.09																184,838.09
Contracts and agreements	329,637.69					21,778.62			605,481.25			53,633.28	30,731.72				968,869.78
Fees and commissions	1,131.72						1,972.22										3,583.38
Freight, express and cartage	7,328.26						2,457.66										9,283.63
Furnishings, equipment and tools	25,204.88						179.60										43,086.92
Land			4,700.00				12,121.86		5,760.18								4,700.00
Materials and supplies, administrative	17,706.63						4,442.41		44,736.23								66,883.27
Materials and supplies, construction	201,694.17					7,574.01	68,042.67		23,645.89								300,956.74
Miscellaneous expenses	30.00					44.17	42.89		44.40								161.46
Rentals	219,051.17					1,203.50	7,063.55		163,071.50								390,389.72
Repair and maintenance of furnishings, equipment and tools	1,009.44						185.06		132.67								1,327.17
Telephone and telegraph	327.49						61.00		132.00								459.49
Travelling expenses of public servants	4,337.18								2,021.01								6,419.19
Utilities	898.35						2,092.89		175.74								3,166.98
Wages	100,403.32					215.19	25,498.12		54,531.67								180,048.30
TOTAL: Capital Account	\$ 977,205.27	\$ 4,700.00	\$ 30,815.49	\$ 134,159.93	\$ 902,637.00	\$ 71,631.00	\$ 53,633.28	\$ 30,731.72	\$ 2,205,513.69								

## GOVERNMENT OF THE PROVINCE OF ALBERTA

STATEMENT No. 130

## LANDS AND FORESTS DEPARTMENT

## CASH COLLECTED ON INCOME AND CAPITAL ACCOUNTS

FOR THE YEAR ENDED MARCH 31, 1973

## INCOME ACCOUNT

	Actual	Estimates	In Excess of Estimates	Less than Estimates
Airport revenue	\$ 64,768.52	\$ 40,000.00	\$ 24,768.52	
Aircraft revenue	32,030.55	60,000.00		27,969.45
Fisheries Act:				
Fish royalty	15,095.62	25,000.00		9,904.38
Fishing licenses	526,769.70	525,000.00	1,769.70	
Miscellaneous	878.52	1,000.00		121.48
Forest technology school:				
Fees	69,022.80	85,000.00		15,977.20
Reimbursement of expenses	39,937.39	35,000.00	4,937.39	
Game Act:				
Fur tax (less commissions)	109,080.89	100,000.00	9,080.89	
Game licenses	1,419,902.82	1,400,000.00	19,902.82	
Miscellaneous	5,571.74	2,500.00	3,071.74	
Government of Canada:				
Air weapons range agreement	53,049.98	53,000.00	49.98	
Indian reserve fire protection agreement	28,350.60	30,000.00		1,649.40
Wildlife damage agreement	21,414.71		21,414.71	
Lands and Grazing:				
Cultivation rentals, fees, etc.	166,100.06	160,000.00	6,100.06	
General sales, interest	199,269.27	180,000.00	19,269.27	
Grazing rentals, fees, etc.	530,956.26	450,000.00	80,956.26	
Hay fees, dues, etc.	5,198.75	10,000.00		4,801.25
Homestead leases, rentals, fees, etc.	256,234.04	160,000.00	96,234.04	
Land patent, miscellaneous	853.53	1,000.00		146.47
Miscellaneous leases	301,326.95	185,000.00	116,326.95	
Miscellaneous permits	141,067.15	200,000.00		58,932.85
Right of entry leases	761,833.87	800,000.00		38,166.13
Sand and gravel leases, permits, etc.	185,333.95	200,000.00		14,666.05
Miscellaneous	169,481.70	200,000.00		30,518.30
Provincial Parks:				
Fees, rentals, permits	273,470.99	317,500.00		44,029.01
Reimbursement from Alberta Housing Corporation	55,381.18	100,000.00		44,618.82
Reimbursement of salaries and expenses	612.35	10,000.00		9,387.65
Rentals	21,840.04	20,000.00	1,840.04	
Sale of aerial photographic survey maps, maps and plans	67,701.56	150,000.00		82,298.44
Sale of Atlas of Alberta	5,516.35		5,516.35	
Services and supplies to staff	102,141.56	100,000.00	2,141.56	
Surface rights on east slope forest reserve	813,128.53	460,000.00	353,128.53	
Timber:				
Rentals, fees, dues, etc., including reforestation fees	8,859,773.31	5,600,000.00	3,259,773.31	
TOTAL: Income Account	\$15,303,095.24	\$11,660,000.00	\$3,643,095.24	(Net)

## CAPITAL ACCOUNT

Homestead sales principal	\$ 687,725.17	\$ 500,000.00	\$ 187,725.17	\$
Land sales principal	949,396.45	900,000.00	49,396.45	
Land utilization advances	1,915.20	4,000.00		2,084.80
Repayment of advances, Wanham land project:				
Advances for clearing and breaking land	4,657.20	8,000.00		3,342.80
TOTAL: Capital Account	\$ 1,643,694.02	\$ 1,412,000.00	\$ 231,694.02	(Net)

Certified correct,

DOUGLAS W. ROGERS, C.A.

Deputy Provincial Auditor.

STATEMENT No. 131

GOVERNMENT OF THE PROVINCE OF ALBERTA  
EASTERN ROCKIES FOREST CONSERVATION BOARD

BALANCE SHEET\* AS AT MARCH 31, 1973  
(with comparative figures)

ASSETS

	1973	1972
Workmen's Compensation Board deposit .....	\$ 5,216.69	\$ 5,154.25
Value of loose tools and equipment transferred to the Province of Alberta as at April 1, 1959 .....	173,496.38	173,496.38
Capital improvements and works .....	5,716,615.20	5,716,615.20
	<u>\$ 5,895,328.27</u>	<u>\$ 5,895,265.83</u>

LIABILITIES

Government of Canada and Government of the Province of Alberta equity, Statement No. 133 .....	<u>\$ 5,895,328.27</u>	<u>\$ 5,895,265.83</u>
---	------------------------	------------------------

\*Notes 1, 2 and 3

The accompanying notes are part of these financial statements.

AUDITOR'S REPORT

Edmonton, Alberta, May 31, 1973

I have examined the Balance Sheet of the Eastern Rockies Forest Conservation Board as at March 31, 1973, and the Statements of Maintenance Expenditure and Government of Canada and Government of the Province of Alberta Equity for the year then ended. My examination included a general review of the accounting procedures and such tests of accounting records and other supporting evidence as I considered necessary in the circumstances.

In my opinion these financial statements present fairly the financial position of the Board as at March 31, 1973, and its maintenance expenditure for the year then ended, in accordance with generally accepted accounting principles applied on a basis consistent with that of the preceding year.

DOUGLAS W. ROGERS, C.A.

*Deputy Provincial Auditor.*



GOVERNMENT OF THE PROVINCE OF ALBERTA  
EASTERN ROCKIES FOREST CONSERVATION BOARD  
STATEMENT OF MAINTENANCE EXPENDITURE\*  
FOR THE YEAR ENDED MARCH 31, 1973  
(with comparative figures)

	1973	1972
Maintenance expenses:		
Salaries .....	\$ 786,119.39	\$ 729,421.08
Wages .....	146,659.14	134,780.52
Equipment and motor vehicle expense .....	116,877.59	114,079.83
Rentals .....	75,490.02	41,064.12
Maintenance, material and operation expense .....	48,156.16	28,510.49
Heat, light and power .....	18,258.30	19,393.43
Administration and general expense .....	10,772.99	14,309.38
Travelling .....	8,901.77	7,933.72
Freight, express and cartage .....	4,726.92	1,544.31
Telephone and telegraph .....	1,434.79	946.48
Honorarium .....	1,000.00	1,000.00
Pensions .....	228.64	206.56
Postage .....	113.96	179.53
Advertising .....	54.00	25.00
	<u>\$ 1,218,793.67</u>	<u>\$ 1,093,394.45</u>
Automobiles, trucks and mobile equipment .....	979.79	76,235.04
Furnishings, equipment and tools .....	8,723.70	3,814.79
	<u>\$ 1,228,497.16</u>	<u>\$ 1,173,444.28</u>
Provided by:		
Appropriations 1815, 1819 and 1821 .....	<u>\$ 1,228,497.16</u>	<u>\$ 1,173,444.28</u>

\*Note 4



STATEMENT No. 133

GOVERNMENT OF THE PROVINCE OF ALBERTA  
EASTERN ROCKIES FOREST CONSERVATION BOARD  
STATEMENT OF GOVERNMENT OF CANADA AND  
GOVERNMENT OF THE PROVINCE OF ALBERTA EQUITY

AS AT MARCH 31, 1973  
(with comparative figures)

	1973	1972
Balance at beginning of year .....	\$ 5,895,265.83	\$ 5,895,641.78
Add:		
Workmen's Compensation Board deposit interest .....	216.69	154.25
	\$ 5,895,482.52	\$ 5,895,796.03
Deduct:		
Workmen's Compensation Board interest remitted .....	154.25	530.20
	<u>5,895,328.27</u>	<u>5,895,265.83</u>
Balance at end of year .....	<u>\$ 5,895,328.27</u>	<u>\$ 5,895,265.83</u>

GOVERNMENT OF THE PROVINCE OF ALBERTA  
EASTERN ROCKIES FOREST CONSERVATION BOARD  
NOTES TO THE FINANCIAL STATEMENTS

MARCH 31, 1973

- NOTE 1 Total capital expenditures from inception to March 31, 1955, amounting to \$6,278,906.10 were made from funds provided by the Government of Canada (as authorized under Section 8(a) of the Memorandum of Agreement set forth in the Schedules to Chapter 59, Statutes of Canada, 1947, and Chapter 20, Statutes of Alberta, 1948, and amendment Acts, 1957) for the location and construction of forest improvements, the making of a forest inventory, reforestation, and such other works and services as the Board considered necessary in that area of the East Slope of the Rocky Mountains forming part of the watershed of the Saskatchewan River, as more definitely described in the Appendices to the Acts. The total expenditure was not to exceed \$6,300,000.00 during the seven years ended March 31, 1955.
- NOTE 2 The Board has suspended operations effective March 31, 1973, pursuant to Section 23 of the Memorandum of Agreement which provides for termination of the Agreement at the end of twenty-five years from the date of commencement.
- NOTE 3 Section 20 of the Memorandum of Agreement provides that upon termination of the Agreement:
- (a) All improvements or works resulting from the carrying out of the programs of the Board shall belong to the Province.
  - (b) All other property acquired by the Board shall belong to the Province.
- NOTE 4 The total amount expended by the Board was provided by the Government of the Province of Alberta in accordance with Section 2 (a) (ii) of the Memorandum of Agreement dated June 17, 1953, between the Government of Canada and the Government of the Province of Alberta as set forth in the Schedules to Chapter 41, Statutes of Canada, 1952, and Chapter 36, Statutes of Alberta, 1953.
- The remuneration and expenses of members of the Board were paid by the Governments of Canada and the Province of Alberta in accordance with Section 2 (b) (iii) of the Memorandum of Agreement. The amounts paid by the Province of Alberta, including the honorarium of \$1,000.00 to A. T. Baker, have been incorporated into the Statement of Maintenance Expenditure.

STATEMENT No. 134

## GOVERNMENT OF THE PROVINCE OF ALBERTA

## LEGISLATION

STATEMENT OF LEGISLATIVE AND EXECUTIVE APPROPRIATIONS, EXPENDITURES AND UNEXPENDED BALANCES  
FOR THE YEAR ENDED MARCH 31, 1973

Payments for the year ended March 31, 1973		No. of Apprn.	Service	APPROPRIATIONS							Remarks
				Legislative	Executive	Total	Expended	Unexpended	Over-expended		
INCOME ACCOUNT											
\$	342,574.78	1902.	General Administration	\$ 187,100.00	\$ 169,854.00	\$ 356,954.00	\$ 360,802.04	\$	3,848.04	S.W.s. 18 & 62/72-73 O/C 630/73	
	1,027,533.84	1903.	Sessional	591,000.00	437,602.00	1,028,602.00	1,027,533.84	1,068.16	.....	S.W.s. 17 & 38/72-73	
	70,348.72	1904.	Library	87,171.00	.....	87,171.00	70,081.85	17,089.15	.....		
	1,161,707.92	1905.	Auditor's Office	1,175,816.00	.....	1,175,816.00	1,163,830.59	11,985.41	.....		
	2,631,721.61	1908.	Data Processing Centre	2,702,520.00	.....	2,702,520.00	2,683,525.55	18,994.45	.....		
	47,739.68	1910.	Leader of the Opposition	42,000.00	11,275.00	53,275.00	47,792.97	5,482.03	.....	S.W.s. 17 & 38/72-73	
	151,943.72	1911.	Ombudsman	147,339.00	.....	147,339.00	152,110.44	.....	4,771.44	O/C 519/73	
	21,374.58	1912.	Office of Mr. Speaker	13,650.00	7,725.00	21,375.00	21,374.98	.02	.....	S.W.s. 17 & 38/72-73	
	165,096.32	1914.	Hansard	48,000.00	109,000.00	157,000.00	162,794.00	.....	5,794.00	O/C 518/73	
\$	5,620,041.77	TOTAL: Income Account		\$ 4,994,596.00	\$ 735,456.00	\$ 5,730,052.00	\$ 5,689,846.26	\$ 40,205.74 (Net)	.....		
CAPITAL ACCOUNT											
\$	234,358.59	1981.	Equipment for Data Centre	\$ 342,930.00	.....	\$ 342,930.00	\$ 337,353.40	\$ 5,576.60	.....		
\$	234,358.59	TOTAL: Capital Account		\$ 342,930.00	.....	\$ 342,930.00	\$ 337,353.40	\$ 5,576.60	.....		

Certified correct,

DOUGLAS W. ROGERS, C.A.  
Deputy Provincial Auditor.

GOVERNMENT OF THE PROVINCE OF ALBERTA

LEGISLATION

EXPENDITURE CLASSIFIED BY APPROPRIATIONS AND CHARACTER

FOR THE YEAR ENDED MARCH 31, 1973

INCOME ACCOUNT

Service	General Administration 1902	Sessional 1903	Library 1904	Auditor's Office 1905	Data Processing Centre 1908	Leader of the Opposition 1910	Ombudsman 1911	Office of Mr. Speaker 1912	Hansard 1914	Totals
Advertising	\$ 28,468.10									\$ 28,468.10
Compensation	652.49									652.49
Entertainment	75.33									75.33
Fees and commissions	45,769.03			8,245.00	55,198.95					100,962.98
Freight, express and cartage	700.46			2,269.19	4,263.31	12,000.00	948.68		27,371.76	149,551.42
Furnishings, equipment and tools	3,716.34		314.24	1,264.31	26,705.36		847.90		362.47	7,595.43
Insurance	3,180.00								473.81	33,321.96
Materials and supplies, administrative	103,194.07		13,963.50	25,033.15	122,484.10	195.56	3,035.70			3,180.00
Members' sessional allowances		1,027,533.84				22,050.85		21,374.98		304,363.65
Miscellaneous expenses			65.00	13.15	96.05					1,070,959.67
Postage	5,003.28		158.68	611.18		600.75	120.77		6,220.04	13,298.50
Rentals	9,586.81		2,385.94		288,899.90		704.57		15,180.91	317,648.42
Repair and maintenance of office machines	24,009.27			1,713.48	1,859.88		1,594.86		1,524.43	33,729.52
Salaries	40,191.17		49,255.01	1,105,989.40	1,994,283.60	12,100.51	137,437.48			3,327,596.22
Telephone and telegraph			148.74	542.38		845.30	1,156.53		180.93	43,213.96
Travelling expenses of officers other than public servants	6,896.14								994.44	7,890.58
Travelling expenses of public servants	33,633.02		1,083.25	11,728.12	1,344.05		5,306.15		29.60	53,124.19
Wages	54,578.86		2,041.66	2,421.23	68,831.51		636.50		73,998.04	202,507.80
TOTAL: Income Account	\$ 360,802.04	\$ 1,027,533.84	\$ 70,081.85	\$ 1,163,830.59	\$ 2,683,525.55	\$ 47,792.97	\$ 152,110.44	\$ 21,374.98	\$ 162,794.00	\$ 5,689,846.26

CAPITAL ACCOUNT

Service	1981 Equipment for Data Centre	Totals
Freight, express and cartage	\$ 1,055.56	\$ 1,055.56
Furnishings, equipment and tools	336,297.84	336,297.84
TOTAL: Capital Account	\$ 337,353.40	\$ 337,353.40

## GOVERNMENT OF THE PROVINCE OF ALBERTA

## LEGISLATION

## CASH COLLECTED ON INCOME ACCOUNT

FOR THE YEAR ENDED MARCH 31, 1973

	Actual	Estimates	In Excess of Estimates	Less than Estimates
Hansard .....	\$ 7,419.78	\$ .....	\$ 7,419.78	\$ .....
Private bills, fees .....	2,615.00	.....	2,615.00	.....
Provincial Auditor's office:				
Audit fees .....	201,149.82	160,000.00	41,149.82	.....
Data processing fees .....	1,012,994.89	1,100,000.00	.....	87,005.11
Sale of public accounts .....	42.50	.....	42.50	.....
Sale of salvage .....	2,878.51	.....	2,878.51	.....
Sale of statutes .....	27,193.40	.....	27,193.40	.....
Miscellaneous .....	1,479.15	.....	1,479.15	.....
TOTAL: Income Account .....	\$ 1,255,773.05	\$ 1,260,000.00	.....	\$ 4,226.95 (Net)

Certified correct,

DOUGLAS W. ROGERS, C.A.

Deputy Provincial Auditor.

## GOVERNMENT OF THE PROVINCE OF ALBERTA

## MINES AND MINERALS DEPARTMENT

STATEMENT OF LEGISLATIVE AND EXECUTIVE APPROPRIATIONS, EXPENDITURES AND UNEXPENDED BALANCES  
FOR THE YEAR ENDED MARCH 31, 1973

## MINES AND MINERALS DEPARTMENT

		APPROPRIATIONS						
Payments for the year ended March 31, 1973	No. of Appn.	Service	Legislative	Executive	Total	Expended	Unexpended	Over-expended
INCOME ACCOUNT								
\$			\$	\$	\$	\$	\$	
27,969.67	2001.	Minister's Office	32,500.00		32,500.00	31,804.57	695.43	
307,155.98	2002.	General Administration	314,320.00		314,320.00	313,429.43	890.57	
100,000.00	2003.	Petroleum Recovery Research	100,000.00		100,000.00	100,000.00		
89.32	2004.	Pipe Lines Division						
10,973.00	2005.	Geological Division	8,300.00		8,300.00	7,313.00	987.00	
349.62	2006.	Mines Division						
578,313.92	2007.	Minerals Division	592,800.00		592,800.00	577,647.84	15,152.16	
151,416.69	2008.	Mineral Tax Division	151,416.69		151,416.69	150,997.74	418.95	
424,811.68	2009.	Technical Division	423,530.00		423,530.00	418,999.18	553.82	
3,121.65	2010.	Abandonment of Mining Properties	30,000.00		30,000.00	3,121.65	26,878.35	
43,877.29	2011.	Reclamation of Mining Properties	42,000.00		42,000.00	41,987.17	12.83	
1,021.64	2012.	Classified Mineral Lease Act	5,500.00		5,500.00	877.29	4,622.71	
3,600.00	2013.	Right of Entry Arbitration Board						
	2014.	Supervisory and Safety Training Program	3,600.00		3,600.00			
1,273.61	2015.	Surface Reclamation						
97,520.35	2016.	Oil and Gas Studies	100,000.00		100,000.00	114,545.07		14,545.07
84,210.06	2020.	Special Warrant 59/72-73 (Resources Evaluation Studies and Research)						
190,000.00		Special Warrant 65/72-73 (Energy Resources Conservation Board)		85,000.00	85,000.00	84,210.06	789.94	
				190,000.00	190,000.00	190,000.00		
\$		TOTAL: Income Account	\$ 1,858,530.00	\$ 275,000.00	\$ 2,133,530.00	\$ 2,038,462.98	\$ 95,067.02 (Net)	

Certified correct,

DOUGLAS W. ROGERS, C.A.

Deputy Provincial Auditor.





GOVERNMENT OF THE PROVINCE OF ALBERTA  
MINES AND MINERALS DEPARTMENT  
EXPENDITURE CLASSIFIED BY APPROPRIATIONS AND CHARACTER  
FOR THE YEAR ENDED MARCH 31, 1973  
INCOME ACCOUNT

Service	2001 Minister's Office	2002 General Administration	2003 Petroleum Secretary Research	2005 Geological Division	2007 Minerals Division	2008 Mineral Tax Division	2010 Technical Division	2011 Abandonment of Mining Properties	2012 Redemption of Mineral Titles	2013 Clay and Marl Crown Lease Act	2015 Supervisory and Safety Training Program	2020 Oil and Gas Studies	S.W. 59, 1972-73 Resources Evaluation Studies and Reports	S.W. 65, 1972-73 Energy Resources Conservation Board	Totals
Advertising .....	\$ .....	\$ .....	\$ .....	\$ .....	\$ 5,629.00	\$ .....	\$ .....	\$ .....	\$ .....	\$ .....	\$ .....	\$ 11,164.95	\$ .....	\$ .....	\$ 16,883.95
Automobiles, trucks and mobile equipment, purchase .....	3,635.65	.....	.....	.....	.....	.....	.....	.....	.....	.....	.....	.....	.....	.....	3,635.65
Contracts and agreements .....	.....	.....	.....	7,313.00	.....	.....	.....	3,121.65	.....	.....	.....	.....	.....	190,000.00	200,434.65
Entertainment expenses .....	.....	.....	.....	.....	.....	.....	.....	.....	.....	.....	.....	235.85	.....	.....	235.85
Fees and commissions .....	195.03	815.13	.....	.....	874.25	.....	348.52	.....	.....	.....	.....	25,364.97	78,460.18	.....	176,059.05
Freight, express and cartage .....	.....	223.50	.....	.....	.....	.....	.....	.....	.....	.....	.....	.....	.....	.....	223.50
Furnishings, equipment and tools .....	428.20	1,892.68	.....	.....	5,694.92	1,391.09	2,942.63	.....	.....	.....	.....	.....	.....	.....	12,349.52
Grants, prizes .....	.....	.....	100,000.00	.....	.....	.....	.....	.....	.....	.....	3,600.00	.....	.....	.....	103,600.00
Materials and supplies, administrative .....	693.88	22,597.49	.....	.....	2,294.64	853.85	6,460.40	.....	.....	.....	.....	3,797.03	5,180.23	.....	41,887.53
Miscellaneous expenses .....	63.26	100.08	.....	.....	77.45	164.19	40.69	.....	.....	.....	.....	28.70	71.00	.....	545.57
Postage .....	285.23	2,943.14	.....	.....	15,259.38	2,943.14	752.26	.....	.....	.....	.....	.....	.....	.....	22,183.15
Refunds and remissions .....	.....	.....	.....	.....	.....	.....	.....	.....	41,987.17	877.29	.....	.....	.....	.....	42,864.46
Rentals .....	.....	.....	.....	.....	.....	.....	13,484.08	.....	.....	.....	.....	.....	.....	.....	13,484.08
Repair and maintenance of office machines .....	.....	2,623.14	.....	.....	1,674.83	573.80	1,112.87	.....	.....	.....	.....	.....	.....	.....	5,991.64
Salaries .....	23,246.41	271,112.77	.....	.....	521,258.59	141,776.91	383,227.00	.....	.....	.....	.....	.....	.....	.....	1,340,621.48
Telephone and telegraph .....	2,753.59	2,043.60	.....	.....	9,096.66	.....	5,523.38	.....	.....	.....	.....	451.64	.....	.....	19,868.87
Travelling expenses of other than public servants .....	.....	.....	.....	.....	.....	.....	.....	.....	.....	.....	.....	2,120.54	498.65	.....	2,619.19
Travelling expenses of public servants .....	503.35	7,350.52	.....	.....	11,991.58	3,053.89	2,159.86	.....	.....	.....	.....	.....	.....	.....	25,069.31
Tuition .....	.....	.....	.....	.....	150.00	.....	.....	.....	.....	.....	.....	.....	.....	.....	150.00
Wages .....	.....	1,726.38	.....	.....	3,576.63	150.84	2,940.28	.....	.....	.....	.....	1,361.39	.....	.....	9,755.52
<b>TOTAL: Income Account .....</b>	<b>\$ 31,804.57</b>	<b>\$ 313,429.43</b>	<b>\$ 100,000.00</b>	<b>\$ 7,313.00</b>	<b>\$ 577,647.84</b>	<b>\$ 150,927.72</b>	<b>\$ 418,598.18</b>	<b>\$ 3,121.65</b>	<b>\$ 41,987.17</b>	<b>\$ 877.29</b>	<b>\$ 3,600.00</b>	<b>\$ 14,545.07</b>	<b>\$ 84,210.06</b>	<b>\$ 190,000.00</b>	<b>\$ 2,038,462.98</b>



STATEMENT No. 139

GOVERNMENT OF THE PROVINCE OF ALBERTA  
MINES AND MINERALS DEPARTMENT  
CASH COLLECTED ON INCOME ACCOUNT  
FOR THE YEAR ENDED MARCH 31, 1973

	Actual	Estimates	In Excess of Estimates	Less than Estimates
Canada-Alberta air weapons range agreement .....	\$ 13,300.00	\$ .....	\$ 13,300.00	\$ .....
Landmen Licensing Act .....	2,295.00	.....	2,295.00	.....
Mineral Taxation Act .....	3,025,636.55	2,600,000.00	425,636.55	.....
Mining, coal:				
Rentals, fees, etc. ....	2,081,917.44	1,100,000.00	981,917.44	.....
Royalties .....	660,218.51	600,000.00	60,218.51	.....
Mining, other:				
Quarrying fees, rentals and royalties .....	93,808.98	90,000.00	3,808.98	.....
Miscellaneous .....	94,066.76	160,000.00	.....	65,933.24
Miscellaneous .....	114,639.18	110,000.00	4,639.18	.....
Oil sands:				
Fees and rentals .....	1,094,206.76	1,000,000.00	94,206.76	.....
Royalties .....	3,818,588.23	2,000,000.00	1,818,588.23	.....
Petroleum and natural gas:				
Rentals, fees, etc. ....	76,398,578.95	70,000,000.00	6,398,578.95	.....
Royalties .....	214,457,161.25	215,900,000.00	.....	1,442,838.75
Sale of Crown reserve leases and reservations .....	32,402,542.88	23,000,000.00	9,402,542.88	.....
Reimbursement of salaries and expenses .....	115.17	.....	115.17	.....
Sale of salvage .....	3,036.00	.....	3,036.00	.....
<b>TOTAL: Income Account .....</b>	<b>\$334,260,111.66</b>	<b>\$316,560,000.00</b>	<b>\$ 17,700,111.66</b>	<b>(Net)</b>

Petroleum and natural gas rentals and royalties shown above have been reduced by applying exploratory drilling incentive credits, pursuant to Alberta Regulation 378/72 under the Mines and Minerals Act, in the amount of \$167,795.06 and \$134,647.49 respectively. Unapplied credits at March 31, 1973 amounted to \$4,053,066.68.

Certified correct,

DOUGLAS W. ROGERS, C.A.

*Deputy Provincial Auditor.*

## STATEMENT No. 140

GOVERNMENT OF THE PROVINCE OF ALBERTA  
MUNICIPAL AFFAIRS DEPARTMENT  
STATEMENT OF LEGISLATIVE AND EXECUTIVE APPROPRIATIONS, EXPENDITURES AND UNEXPENDED BALANCES  
FOR THE YEAR ENDED MARCH 31, 1973

Payments for the year ended March 31, 1973	No. of Apprn.	Service	APPROPRIATIONS						
			Legislative	Executive	Total	Expended	Unexpended	Over- expended	Remarks
			INCOME ACCOUNT						
\$	41,290.00	\$	\$	41,290.00	\$	41,596.91	\$	306.91	O/C 484/773
	660,380.00			660,380.00		646,256.54		14,123.46	
	200,000.00			200,000.00		183,637.81		16,362.19	
	23,300.00			23,300.00		38,742.86		15,442.86	O/S C 429 & 717/73
	42,000,000.00			42,000,000.00		41,998,056.95		1,943.05	
	74,850.00			74,850.00		70,049.74		4,800.26	
	191,510.00			191,510.00		191,645.02		135.02	O/C 484/773
	822,230.00			822,230.00		814,456.52		7,773.48	
	25,100,000.00			25,100,000.00		21,923,346.37		3,174,653.63	
	4,500,000.00			4,500,000.00		4,334,299.77		165,700.23	
	222,030.00			222,030.00		215,568.02		6,461.98	
	507,020.00			507,020.00		495,182.45		11,837.55	
	1,966,200.00			1,966,200.00		1,903,008.49		63,191.51	
	340,475.00			340,475.00		335,304.56		5,170.44	
	393,165.00			393,165.00		441,617.30		48,452.30	O/S C 484 & 717/73
	123,730.00			123,730.00		110,678.89		13,051.11	
	5,830,095.00			5,830,095.00		5,728,888.46		101,206.54	S.W. 68/7273
	\$ 81,696,275.00	\$	1,300,000.00	\$ 82,996,275.00	\$	79,474,336.66	\$	3,521,938.34 (Net)	
\$	78,450,273.39		TOTAL: Income Account						

**Certified correct,**

DOUGLAS W. ROGERS, C.A.  
*Deputy Provincial Auditor.*

GOVERNMENT OF THE PROVINCE OF ALBERTA  
MUNICIPAL AFFAIRS DEPARTMENT  
EXPENDITURE CLASSIFIED BY APPROPRIATIONS AND CHARACTER  
FOR THE YEAR ENDED MARCH 31, 1973  
INCOME ACCOUNT

Service	2101 Minister's Office	2102 General Administration	2103 Task Force on Urbanization and the Future	2104 Liaison Office	2105 The Municipalities Assistance Act Grant	2106 Alberta Assessment Appeal Board	2107 Assessment Commissioner and Alberta Assessment Equalization Board	2109 Provincial Planning Board	2110 Homeowners Tax Discount Act	2111 Senior Citizen's Shelter Act	2115 Municipal Inspection Branch	2116 Field Service Branch	2117 Assessment Branch	2118 Special Areas Board	2119 Town Planning	2120 Local Authorities Board	2123 Alberta Housing Act	Totals
Advertising .....	\$ .....	\$ 1,888.40	\$ .....	\$ .....	\$ .....	\$ .....	\$ .....	\$ 1,071.45	\$ .....	\$ 11,178.08	\$ .....	\$ .....	\$ .....	\$ .....	\$ .....	\$ 405.08	\$ .....	\$ 14,543.01
Automobiles, trucks and mobile equipment, purchase .....	.....	.....	.....	.....	.....	.....	.....	.....	.....	.....	.....	3,044.87	.....	.....	.....	.....	.....	3,044.87
Automobiles, trucks and mobile equipment, expenses .....	.....	193.38	.....	.....	.....	.....	.....	.....	.....	.....	.....	.....	.....	.....	200.00	.....	.....	193.38
Contracts and agreements .....	.....	.....	.....	134.00	.....	.....	.....	159.60	254.42	.....	.....	.....	.....	.....	.....	.....	.....	334.00
Entertainment expenses .....	148.15	.....	182.60	.....	.....	.....	153.05	.....	345,618.75	29,733.80	.....	523.50	2,213.75	.....	2,238.20	239.52	.....	406,532.13
Fees and commissions .....	11,226.44	10,653.96	.....	3,931.16	.....	.....	.....	.....	262.95	.....	.....	2,159.30	1,995.56	.....	144.33	.....	.....	744.77
Freight, express and cartage .....	.....	115.00	.....	.....	.....	.....	.....	.....	.....	.....	.....	471.61	2,559.79	.....	.....	643.31	.....	4,677.14
Furnishings, equipment and tools .....	.....	1,999.10	.....	528.64	.....	.....	1,276.10	394.50	.....	.....	.....	.....	.....	.....	.....	.....	.....	7,873.05
Grants, prizes .....	.....	.....	.....	.....	41,998,056.95	.....	.....	794,395.00	21,575,538.53	4,289,654.75	.....	.....	.....	.....	19,687.79	.....	5,728,888.46	74,386,533.69
Materials and supplies, administrative .....	482.63	30,344.52	7,733.32	12,434.44	.....	174.30	8,332.47	2,609.74	3,360.80	111.41	6,458.43	4,983.37	10,003.07	.....	.....	1,643.60	.....	108,359.89
Materials and supplies, construction .....	.....	.....	.....	.....	.....	.....	.....	.....	.....	.....	84.46	132.62	180.41	.....	.....	.....	.....	180.41
Miscellaneous expenses .....	20.00	5.25	.....	102.87	.....	1.50	10.25	191.72	.....	.....	.....	.....	.....	.....	57.39	76.00	.....	682.06
Postage .....	.....	15,113.18	.....	155.45	.....	144.38	310.92	.....	310.92	.....	466.36	6,293.96	3,706.59	.....	335.15	766.38	.....	27,603.29
Rentals .....	.....	17,600.04	383.35	.....	.....	.....	.....	195.00	.....	.....	131.25	.....	11,199.18	.....	11,490.04	.....	.....	40,998.86
Repair and maintenance of office machines .....	121.29	1,671.78	.....	.....	.....	144.53	215.74	.....	.....	.....	285.19	893.38	1,784.28	.....	642.39	268.04	.....	6,026.62
Salaries .....	25,029.99	552,654.35	316.58	17,609.43	.....	63,420.00	167,174.50	12,153.38	.....	.....	187,812.39	429,013.32	1,462,118.26	335,304.56	362,630.30	102,746.30	.....	3,717,983.36
Special services .....	.....	.....	165,000.00	.....	.....	.....	.....	.....	.....	.....	.....	.....	.....	.....	.....	.....	.....	165,000.00
Telephone and telegraph .....	2,493.96	3,203.08	1,067.15	199.67	.....	121.00	938.00	154.90	.....	.....	1,625.50	8,082.13	9,614.84	.....	3,115.04	683.40	.....	31,298.67
Travelling expenses of other than public servants .....	.....	.....	1,952.62	1,023.81	.....	.....	.....	.....	.....	.....	.....	.....	.....	.....	.....	.....	.....	3,551.27
Travelling expenses of public servants .....	574.84	8,376.03	.....	338.22	.....	5,864.03	13,233.99	3,131.23	.....	.....	17,831.28	38,367.39	375,471.80	.....	17,000.30	2,589.68	.....	482,848.09
Tuition .....	644.14	200.00	.....	.....	.....	180.00	.....	.....	.....	.....	295.00	1,200.00	6,813.00	.....	540.50	.....	.....	9,228.50
Wages .....	855.47	2,238.47	7,002.19	2,285.17	.....	.....	.....	.....	.....	3,621.73	578.16	17.00	15,347.96	.....	23,535.87	617.58	.....	56,099.60
<b>TOTAL: Income Account .....</b>	<b>\$ 41,596.91</b>	<b>\$ 646,256.54</b>	<b>\$ 183,637.81</b>	<b>\$ 38,742.86</b>	<b>\$ 41,998,056.95</b>	<b>\$ 70,049.74</b>	<b>\$ 191,645.02</b>	<b>\$ 814,456.52</b>	<b>\$ 21,925,346.37</b>	<b>\$ 4,334,299.77</b>	<b>\$ 215,568.02</b>	<b>\$ 495,182.45</b>	<b>\$ 1,903,008.49</b>	<b>\$ 335,304.56</b>	<b>\$ 441,617.30</b>	<b>\$ 110,678.89</b>	<b>\$ 5,728,888.46</b>	<b>\$ 79,474,336.66</b>





## GOVERNMENT OF THE PROVINCE OF ALBERTA

## MUNICIPAL AFFAIRS DEPARTMENT

## CASH COLLECTED ON INCOME AND CAPITAL ACCOUNTS

FOR THE YEAR ENDED MARCH 31, 1973

## INCOME ACCOUNT

	Actual	Estimates	In Excess of Estimates	Less than Estimates
Assessments .....	\$ 578,885.24	\$ 350,000.00	\$ 228,885.24	.....
Interest on agricultural advances .....	12,795.18	4,515.00	8,280.18	.....
Local Authorities Board:				
Debenture application fees .....	33,576.50	29,000.00	4,576.50	.....
General tariff .....	658.00	1,000.00		342.00
Miscellaneous .....	10,618.30	3,600.00	7,018.30	.....
Planning Act:				
Subdivision fees .....	29,050.00	16,000.00	13,050.00	.....
Reimbursement re administration of:				
Improvement districts .....	1,407,540.00	710,460.00	697,080.00	.....
Mobile Equipment Licensing Act .....	85,509.39	50,000.00	35,509.39	.....
Special areas .....	398,982.07	370,000.00	28,982.07	.....
<b>TOTAL: Income Account .....</b>	<b>\$ 2,557,614.68</b>	<b>\$ 1,534,575.00</b>	<b>\$ 1,023,039.68</b>	<b>(Net)</b>

## CAPITAL ACCOUNT

Agricultural advances .....	\$ 40,617.18	\$ 27,915.00	\$ 12,702.18	.....
Government of Canada:				
Domestic water projects .....	10,367.28		10,367.28	.....
<b>TOTAL: Capital Account .....</b>	<b>\$ 50,984.46</b>	<b>\$ 27,915.00</b>	<b>\$ 23,069.46</b>	.....

Certified correct,

DOUGLAS W. ROGERS, C.A.

Deputy Provincial Auditor.

GOVERNMENT OF THE PROVINCE OF ALBERTA  
IMPROVEMENT DISTRICTS' TRUST ACCOUNT  
REVENUE FUND BALANCE SHEET

AS AT DECEMBER 31, 1972

(with comparative figures)

ASSETS

	1972	1971
Current assets:		
Cash on hand and in transit .....	\$ 3,178,065.69	\$ 2,050,702.61
Cash in bank .....	1,661,903.23	(595,002.75)
Collections held by Province of Alberta pending transfer .....	5,449,080.64	8,036,773.14
Accounts receivable:		
Taxes .....	2,703,623.62	2,775,802.24
Other .....	269,774.11	58,450.17
Accrued interest .....	24,250.00	26,272.90
Prepaid expenses .....	11,419.70	11,486.00
	<u>\$ 13,298,116.99</u>	<u>\$ 12,364,484.31</u>
Other assets:		
Investments, at cost (Note 2) .....	\$ 1,371,065.00	\$ 1,371,065.00
Advances to hospital districts for capital expenditures (Note 4) .....	57,599.07	67,600.26
	<u>\$ 1,428,664.07</u>	<u>\$ 1,438,665.26</u>
Trust assets:		
Province of Alberta general trust account .....	\$ 325,596.71	\$ 278,313.01
	<u>\$ 15,052,377.77</u>	<u>\$ 14,081,462.58</u>

LIABILITIES AND SURPLUS

	1972	1971
Current liabilities:		
Due to Province of Alberta, net (Note 3) .....	\$ 4,291,116.86	\$ 3,895,737.72
Accounts payable:		
Grants to municipalities .....	871,950.00	
Overpaid taxes .....	328,183.01	13,549.09
Other .....	372,089.16	358,337.97
Unexpended portion of capital grants .....	120,766.96	40,766.96
	<u>\$ 5,984,105.99</u>	<u>\$ 4,308,391.74</u>
Long term debt (Note 4) .....	\$ 108,220.86	\$ 118,939.25
Surplus, Statement No. 144 .....	\$ 8,634,454.21	\$ 9,375,818.58
Trust liabilities:		
Tax sale surplus .....	\$ 308,414.06	\$ 271,967.26
Public reserve .....	17,182.65	6,345.75
	<u>\$ 325,596.71</u>	<u>\$ 278,313.01</u>
	<u>\$ 15,052,377.77</u>	<u>\$ 14,081,462.58</u>

The accompanying notes are part of these financial statements.

AUDITOR'S REPORT

Edmonton, Alberta, May 15, 1973

I have examined the Revenue Fund Balance Sheet of the Improvement Districts' Trust Account as at December 31, 1972, and the detailed Statement of Revenue, Expenditure and Revenue Fund Surplus for the year then ended. My examination included a general review of the accounting procedures and such tests of accounting records and other supporting evidence as I considered necessary in the circumstances.

In my opinion these financial statements present fairly the financial position of the Improvement Districts' Trust Account as at December 31, 1972, and the results of its operations for the year then ended, in accordance with generally accepted accounting principles which, except for the change referred to in Note 6 to the financial statements, have been applied on a basis consistent with that of the preceding year.

DOUGLAS W. ROGERS, C.A.  
Deputy Provincial Auditor.



GOVERNMENT OF THE PROVINCE OF ALBERTA  
IMPROVEMENT DISTRICTS' TRUST ACCOUNT  
DETAILED STATEMENT OF REVENUE, EXPENDITURE AND REVENUE  
FUND SURPLUS  
FOR THE YEAR ENDED DECEMBER 31, 1972  
(with comparative figures)

Improvement District No.	1	2	3	4	5	6	7	8	9	10	11	12	13	14	15	16	17	18	19	20	21	22	23	24	1972 Total	1971 Total	
<b>Revenue:</b>																											
General tax levy	\$ 1,107,650.57	\$ 248,275.52		\$ 383.04	\$ 245,076.09	\$ 171,902.62	\$ 95,929.92	\$ 481,483.10	\$ 25,520.13	\$ 959,265.41	\$ 184,776.00	\$ 25,100.95	\$ 58.89	\$ 1,373,352.44	\$ 983,317.32	\$ 1,768,945.74	\$ 1,952,067.03	\$ 1,111,143.10	\$ 341,615.88	\$ 365,642.05	\$ 395,930.35	\$ 410,468.19	\$ 877,180.26	\$ 3,050.71	\$13,128,135.31	\$11,832,632.46	
Penalties and costs	7,282.88	7,875.33		11.84	2,727.76	302.37	8,915.40	3,939.91	1,231.09	5,950.59	243.13	47.66	126.63	9,306.50	2,752.24	8,672.03	23,534.91	9,742.25	14,123.14	11,960.50	13,014.85	15,193.41	4,960.92	357.65	186,823.23	186,823.23	
Cancellation of prior years taxes, net	174.17	585.11			(4,278.41)	(61.63)	(1,022.57)	(2,812.59)	(110.06)	(512.80)				(3,627.76)	(68.02)	(178,741.01)	(23,954.73)	(3,238.97)	(43.75)	7.62	(732.18)	(1,457.76)			(219,913.75)	(97,544.06)	
Well drilling equipment	\$ 1,115,107.62	\$ 256,735.96	\$ 125.44	\$ 394.88	\$ 243,525.44	\$ 172,143.36	\$ 103,822.75	\$ 482,610.42	\$ 26,641.16	\$ 964,703.20	\$ 185,019.13	\$ 25,148.61	\$ 185.52	\$ 1,379,031.18	\$ 986,001.54	\$ 1,598,876.76	\$ 1,951,647.21	\$ 1,117,646.38	\$ 355,695.27	\$ 377,610.17	\$ 408,213.02	\$ 425,643.21	\$ 880,683.41	\$ 3,408.36	\$13,060,494.56	\$11,921,911.69	
Crown Colonization Leases Act	9,272.04	4,055.22			1,272.65	6,840.15	89.60	2,935.90		42,336.99	453.95			42,901.23	11,902.58	36,356.34	17,814.07	1,708.80	1,372.39	5,155.92	4,605.81	1,202.20	12,470.22		202,871.50	192,029.44	
Gravel Lease Taxation Act, 1960										300.00				1,063.33	339.57	3,744.10	1,839.32	298.86	1,544.57	4,299.02	4,660.39	2,651.36	6,795.48		27,536.00	30,800.03	
<b>Expenditure:</b>																											
Municipalities Assistance Act	\$ 1,124,379.66	\$ 260,791.18	\$ 125.44	\$ 394.88	\$ 244,798.09	\$ 178,983.51	\$ 103,912.35	\$ 485,546.32	\$ 26,641.16	\$ 1,007,340.19	\$ 185,473.08	\$ 25,148.61	\$ 185.52	\$ 1,422,995.74	\$ 998,243.69	\$ 1,638,977.20	\$ 1,971,300.60	\$ 1,119,654.04	\$ 358,612.23	\$ 387,065.11	\$ 417,479.22	\$ 429,495.77	\$ 899,949.11	\$ 3,408.36	\$13,290,902.06	\$12,144,866.12	
Water mains	\$ 73,609.33	\$ 7,894.39			\$ 34,501.09	\$ 1,166.43	\$ 47,719.63	\$ 32,391.32		\$ 128,037.16	\$ 2,357.81			\$ 154,280.97	\$ 36,846.86	\$ 62,548.91	\$ 241,164.38	\$ 190,285.18	\$ 48,812.42	\$ 58,180.95	\$ 70,923.17	\$ 66,580.50	\$ 100,479.70		\$ 1,357,780.20	\$ 1,291,575.62	
Agricultural Service Board Act	11,541.98	2,813.22			480.00	973.48	627.00	289.11		7,250.70	487.90			470,600.00	8,329.66	12,507.46	25,946.44	21,591.22	8,213.20	13,893.06	13,449.65	10,795.90	7,220.96		159,963.52	81,752.99	
Municipal and Provincial Properties	10,642.50	6,034.73		97.60	3,994.29	27.72	6,063.72	4,005.67	434.31	4,987.71		2,073.75		19,002.29	7,312.51	18,344.45	21,637.71	9,853.30	478.50	4,589.68	3,219.24	4,694.54	10,356.84		137,851.06	122,204.85	
Valuation Act	17,134.40	3,870.40					444.00							3,466.71		12,331.03	86.80	4,211.03				1,814.33	786.93		44,145.63	29,693.98	
Gravel Property Municipal Grants Act	1,588.70	2,738.11				49.28	574.60	2,016.92		548.76				7,089.46			1,354.44	2,933.28	8,629.09		2,415.06	4,383.19			34,375.41	33,380.54	
Drainage projects	5,743.46						11,566.20			75.00						100.00	75.00	225.00		75.00	25.00				6,318.46	5,583.84	
Other																											
Land and permits:	\$ 120,260.37	\$ 23,350.85		\$ 97.60	\$ 38,975.38	\$ 2,216.91	\$ 55,428.95	\$ 50,269.22	\$ 434.31	\$ 140,899.33	\$ 2,845.21	\$ 2,073.75		\$ 667,992.01	\$ 52,489.03	\$ 105,886.37	\$ 290,264.77	\$ 229,099.01	\$ 66,133.21	\$ 76,738.69	\$ 90,032.12	\$ 88,263.46	\$ 118,844.43		\$ 2,222,600.48	\$ 1,647,604.84	
Mobile equipment	\$ 8,837.06	\$ 1,257.45			\$ 11,530.74	\$ 6,061.07	\$ 1,443.84	\$ 9,782.99		\$ 52,011.61	\$ 554.66			\$ 48,648.46	\$ 14,342.42	\$ 43,112.51	\$ 26,084.89	\$ 77,309.82	\$ 2,087.38	\$ 2,034.18	2,495.79	4,262.38	14,264.86		326,142.11	337,183.49	
Mobile homes					3,481.48		857.73	444.75		33,666.38				10,306.42	1,373.74	1,351.31	6,052.41	777.48	250.69	189.99	357.70	535.66	3,336.08		62,981.82	99,938.72	
Other	\$ 8,837.06	\$ 1,257.45			\$ 15,012.22	\$ 6,061.07	\$ 2,301.57	\$ 10,227.74		\$ 85,677.99	\$ 554.66			\$ 58,954.88	\$ 15,716.16	\$ 44,463.82	\$ 32,137.30	\$ 78,087.30	\$ 2,338.07	\$ 2,224.17	\$ 2,853.49	\$ 4,798.04	\$ 17,600.94		\$ 389,123.93	\$ 437,122.21	
Interest paid:	\$ 3,346.78	\$ 4,176.05	\$ 728.89					\$ 1,241.26	\$ 1,170.87	\$ 2,322.50		\$ 1,205.90		\$ 272.10			\$ 6,812.48	\$ 17,778.14		\$ 1,302.96		\$ 84.00	\$ 4,136.63		\$ 39,931.69	\$ 33,503.31	
Interest on taxes	6,990.55							1,994.16	1,375.16					21.83			432.88	530.88				30.50			16,854.87	17,270.53	
Other																											
Other	\$ 10,337.33	\$ 4,176.05	\$ 728.89					\$ 3,235.42	\$ 2,546.03	\$ 2,322.50		\$ 1,205.90		\$ 293.93			\$ 7,245.36	\$ 18,309.02		\$ 1,302.96		\$ 114.50	\$ 4,136.63		\$ 56,786.66	\$ 61,141.12	
As the surplus	\$ 126,705.49	\$ 97,067.28		\$ 926.33	\$ 5,440.52	\$ 2,219.02	\$ 9,550.61	\$ 7,588.89	\$ 1,356.32	\$ 19,294.89	\$ 3,324.32	\$ 1,245.77	\$ 13.08	\$ 75,196.75	\$ 35,825.45	\$ 10,785.57	\$ 1,373.26	\$ 2,615.10	\$ 764.55	\$ 328.16	\$ 377.48	\$ 6,858.01	\$ 3,273.90	\$ 7,504.71	\$ 102.45	\$ 340,978.65	\$ 229,502.68
Interest on loans	17,148.92	4,174.06	907.75											16,122.02	13,014.03		28,135.77	8,888.84	1,739.85	3,551.61	6,858.01	3,273.90	7,504.71		173,107.44	143,012.02	
Unallocated proceeds																											
As recovery loans	5,256.99	10,240.61			2.00		31.90			23.83				4,225.89	466.34	4.78		323.42	907.13	600.45	165.51	1,264.54			23,521.48	26,037.45	
Homeowners' tax discount	1,825.00	258.75			658.75	22.50	804.40	486.25	3.75	3,052.50				2,907.50	806.25	1,557.50	2,873.75	2,422.50	852.50	1,233.75	1,042.50	1,360.00	1,162.50		17,417.83	18,101.25	
Other	500.00				95.00		2,032.50			750.00				8,586.08			8,586.08	2,558.50							22,068.07	24,388.07	
Other	128.49	230.65			32.48	4.00	34.60	991.50	.50	82.84	2.00			4,155.49	5,213.99	172.38	3,948.66	6,586.70	89.00	109.76							
Other	\$ 151,564.89	\$ 111,971.35	\$ 907.75	\$ 926.33	\$ 6,228.75	\$ 2,245.52	\$ 12,663.41	\$ 9,098.54	\$ 1,360.57	\$ 22,915.06	\$ 3,386.40	\$ 1,245.77	\$ 13.08	\$ 103,357.65	\$ 55,326.06	\$ 12,520.23	\$ 45,240.94	\$ 23,978.77	\$ 3,453.70	\$ 5,823.73	\$ 8,488.78	\$ 6,015.49	\$ 11,682.96		\$ 600,521.38	\$ 491,102.50	
Other	\$ 1,415,399.31	\$ 401,546.88	\$ 1,762.08	\$ 1,419.01	\$ 305,014.44	\$ 189,507.01	\$ 174,306.28	\$ 558,377.24	\$ 30,982.07	\$ 1,259,155.07	\$ 192,259.85	\$ 29,674.03	\$ 198.60	\$ 2,253,594.21	\$ 1,121,774.94	\$ 1,801,847.62	\$ 2,346,188.97	\$ 1,469,128.14	\$ 430,537.21	\$ 473,154.66	\$ 518,853.61	\$ 528,695.26	\$ 1,052,214.07	\$ 4,342.95	\$16,559,034.51	\$14,761,826.74	
Other	\$ 790,269.89	\$ 209,004.10	\$ 447.00	\$ 1,003.00	\$ 160,771.21	\$ 98,866.00	\$ 56,764.52	\$ 365,562.32	\$ 26,567.00	\$ 610,646.64	\$ 136,522.00	\$ 25,974.00	\$ 111.00	\$ 962,479.16	\$ 620,368.20	\$ 1,250,760.10	\$ 1,218,485.99	\$ 533,407.29	\$ 225,409.55	\$ 241,076.11	\$ 227,508.53	\$ 270,743.35	\$ 533,695.26	\$ 3,211.87	\$ 8,869,654.00	\$ 7,788,588.42	
Loans and bridges	420,491.64	94,610.62			63,073.74	42,049.16	15,768.43	67,186.44		367,930.18	52,561.45			446,772.36	292,068.70	315,368.73	499,333.52	316,373.73	54,098.33	78,842.15	141,915.93	115,635.20	147,172.07		3,581,252.71	3,048,721.05	
Other																											
Other	84,480.00	16,040.00			16,140.00	5,320.00	13,390.00	13,970.00		62,950.00				94,650.00	148,100.00	373,050.00	145,050.00	230,450.00			37,650.00	39,410.00	41,560.00		1,334,250.00	795,700.00	
Other	52,785.01	15,742.62			23,305.02	8,840.42	8,766.47	21,615.71	127.49	55,659.00	6,570.00			62,690.00	23,710.00	51,480.00	102,640.00	57,860.00			27,336.41	31,450.91	54,613.38		807,080.00	710,480.00	
Other	12,164.13	3,735.08								17,523.43				17,993.26	23,161.51	56,601.94	117,785.45	15,290.92			26,239.28	27,739.57	26,029.74		455,080.00	455,080.00	
Other	9,297.59				6,760.02	3,804.69	14,684.53	3,804.69		2,765.00				18,872.50	24,055.87	65,160.25	47,765.75	44,993.53			4,745.74	5,059.05	52,395.77		278,004.54	269,554.90	
Other	11,376.00	1,416.00			2,037.54	161.63	4,254.70	8,294.40		321.30				513,238.31	618.15	1,447.84	47,850.00	49,641.07			18,763.53	12,715.92	10,248.42		208,706.71	90,248.42	
Other	14,737.04	2,951.68			50,528.65	3,600.40	7,640.92	484.92		18,550.29	484.92			32,097.04	8,518.36	16,757.45	61,530.02	27,015.60			6,877.27	6,100.00	6,189.16		151,366.74	124,588.12	
Other	7,184.70	2,469.73			5,752.63	1,515.20	12,113.26	21,435.73		9,668.24				44,236.92	4,397.50	14,846.06	11,051.51	3,425.72			3,234.60	3,171.34	12,271.00		81,850.62	142,155.91	
Other	18,254.32	2,618.18			7,975.61	206.44	688.26	1,527.17	457.84	4,074.80	951.39	1,885															



GOVERNMENT OF THE PROVINCE OF ALBERTA  
IMPROVEMENT DISTRICTS' TRUST ACCOUNT  
NOTES TO THE FINANCIAL STATEMENTS

DECEMBER 31, 1972

NOTE 1 The Improvement Districts' Trust Account was established under the authority of The Improvement Districts' Act, Chapter 180, R.S.A. 1970.

NOTE 2 Investments

	1972	1971
Government of Canada debentures, par value \$1,200,000.00 .....	\$ 1,169,675.00	\$ 1,169,675.00
Alberta Resources Railway Corporation debentures, par value \$200,000.00 .....	200,000.00	200,000.00
Alberta Municipal Financing Corporation shares .....	1,390.00	1,390.00
	<u>\$ 1,371,065.00</u>	<u>\$ 1,371,065.00</u>
Approximate market value .....	<u>\$ 1,205,000.00</u>	<u>\$ 1,246,000.00</u>

NOTE 3 Due to Province of Alberta, net

	1972	1971
Due to Province of Alberta re:		
Roads and bridges .....	\$ 3,560,247.71	\$ 3,048,523.05
School Foundation Program Fund .....	877,686.00	674,780.00
Administration .....	697,080.00	710,460.00
Assessment costs .....	83,688.06	138,972.49
Other .....	13,021.67	7,654.99
	<u>\$ 5,231,723.44</u>	<u>\$ 4,580,390.53</u>
Due from Province of Alberta re:		
Homeowners' tax discounts .....	\$ 359,432.42	\$ 170,536.11
Licenses and permits .....	326,142.11	337,183.49
Grants .....	147,753.60	156,779.55
Other .....	107,278.45	20,153.66
	<u>\$ 940,606.58</u>	<u>\$ 684,652.81</u>
	<u>\$ 4,291,116.86</u>	<u>\$ 3,895,737.72</u>

NOTE 4 Long term debt

	1972	1971
4¾% debentures, 1957 issue maturing 1973 to 1977 .....	\$ 57,599.07	\$ 67,600.26
8½% debenture, 1970 issue maturing 1973 to 1995 .....	50,621.79	51,338.99
	<u>\$ 108,220.86</u>	<u>\$ 118,939.25</u>

Payment of principal and interest on the 4¾% debentures, 1957 issue is made annually by The Alberta Hospital Services Commission under the Hospitalization Benefits Plan.



## NOTE 5 Prior years adjustments

The following prior years adjustments have been included in the 1971 comparative totals:

Improvement District No.	Surplus, as reported at December 31, 1971	Adjustments	Adjusted Surplus at December 31, 1971
1 .....	\$ 686,658.92	\$ 100.80	\$ 686,759.72
2 .....	214,926.21	25.20	214,951.41
3 .....	22,254.29		22,254.29
4 .....	22,148.78		22,148.78
5 .....	245,824.11	319.51	246,143.62
6 .....	42,516.57	471.00	42,987.57
7 .....	261,821.64	5,377.38	267,199.02
8 .....	440,988.10	597.70	441,585.80
9 .....	62,026.11	(676.64)	61,349.47
10 .....	768,803.43	(12.60)	768,790.83
11 .....	147,586.07		147,586.07
12 .....	(13,644.86)	(834.76)	(14,479.62)
13 .....	(1,289.06)		(1,289.06)
14 .....	853,072.58		853,072.58
15 .....	466,679.37		466,679.37
16 .....	1,001,898.39	(565.97)	1,001,332.42
17 .....	1,505,062.45	1,518.65	1,506,581.10
18 .....	660,007.21	1,293.55	661,300.76
19 .....	309,469.91	(556.34)	308,913.57
20 .....	328,217.08	(9,014.88)	319,202.20
21 .....	415,273.22	10,433.81	425,707.03
22 .....	271,361.86	(457.23)	270,904.63
23 .....	656,255.33		656,255.33
24 .....	(118.31)		(118.31)
	<u>\$ 9,367,799.40</u>	<u>\$ 8,019.18</u>	<u>\$ 9,375,818.58</u>

## NOTE 6 Change in accounting principles

The financial statements for the year ended December 31, 1972, have been prepared on an accrual basis. The 1971 figures have been restated where necessary to conform to 1972 presentation.

## NOTE 7 Unreported Income

- There is an undetermined amount of mobile equipment license revenue due from the Province of Alberta as at the date of these financial statements.
- There is a possible recovery of approximately \$50,000.00 expended from 1970 to 1972 on the construction of the Mitsue Lake Industrial Park water system.

## NOTE 8 Commitment

Improvement District No. 14 has a commitment to construct a water system in the Hamlet of West Edson. The following schedule sets forth the proposed financing:

	1972 Transactions	Future Years Transactions	Total Financing
Grants:			
Alberta Housing Corporation .....	\$ 470,600.00	\$ .....	\$ 470,600.00
Central Mortgage and Housing Corporation .....		26,000.00	26,000.00
	<u>\$ 470,600.00</u>	<u>\$ 26,000.00</u>	<u>\$ 496,600.00</u>
Debenture issues .....		267,000.00	267,000.00
Improvement District No. 14 contribution .....	40,496.20	21,503.80	62,000.00
	<u>\$ 511,096.20</u>	<u>\$ 314,503.80</u>	<u>\$ 825,600.00</u>



STATEMENT No. 145

## GOVERNMENT OF THE PROVINCE OF ALBERTA

## SPECIAL AREAS BOARD

## BALANCE SHEET AS AT DECEMBER 31, 1972

(with comparative figures)

## ASSETS

	1972	1971
Current:		
Cash on hand and in banks .....	\$ 1,132,644.71	\$ 430,238.25
Collections held by Province of Alberta pending transfer .....	1,416,186.46	1,688,089.41
Accounts and taxes receivable less allowance for doubtful accounts (Note 1) .....	245,366.27	363,378.85
Inventories, at cost .....	299,171.98	262,832.81
Unexpired insurance .....	5,107.22	7,440.56
	<u>\$ 3,098,476.64</u>	<u>\$ 2,751,979.88</u>
Security deposits held in Province of Alberta general trust account, see contra .....	66,879.19	42,968.18
Alberta Municipal Financing Corporation shares .....	150.00	150.00
Fixed, at cost less accumulated depreciation (Note 2) .....	521,894.43	519,813.44
	<u>\$ 3,687,400.26</u>	<u>\$ 3,314,911.50</u>

## LIABILITIES AND SURPLUS

	1972	1971
Current:		
Bank overdraft .....	\$ .....	\$ 4,146.84
Due to Province of Alberta, net (Note 3) .....	475,224.06	480,487.70
Accounts payable .....	89,935.54	95,040.65
Wages payable .....	17,735.38	16,303.58
	<u>\$ 582,894.98</u>	<u>\$ 595,978.77</u>
Deposits, see contra .....	66,879.19	42,968.18
Deferred revenue .....	14,560.70	7,092.25
Contributed surplus, arising from building donated by Province of Alberta .....	3,430.48	3,430.48
Surplus, Statement No. 146 .....	3,019,634.91	2,665,441.82
	<u>\$ 3,687,400.26</u>	<u>\$ 3,314,911.50</u>

The accompanying notes are part of these financial statements.

## AUDITOR'S REPORT

Edmonton, Alberta, April 27, 1973

I have examined the Balance Sheet of the Special Areas Board as at December 31, 1972, and the Statements of Surplus and Revenue and Expenditure for the year then ended. My examination included a general review of the accounting procedures and such tests of accounting records and other supporting evidence as I considered necessary in the circumstances except that inventories of materials and supplies taken by the Board were not physically examined.

Cultivation rental revenues have been reported on a cash basis. There is an undetermined amount of cultivation rental revenue receivable by the Board which is not reflected in the Balance Sheet.

In my opinion, except for the effect of any adjustments which might have been required had inventories been examined and the failure to disclose the cultivation rentals receivable, these financial statements present fairly the financial position of the Special Areas Board as at December 31, 1972, and the results of its operations for the year then ended, in accordance with generally accepted accounting principles applied on a basis consistent with that of the preceding year.

DOUGLAS W. ROGERS, C.A.

Deputy Provincial Auditor.

## GOVERNMENT OF THE PROVINCE OF ALBERTA

## SPECIAL AREAS BOARD

## STATEMENT OF SURPLUS

FOR THE YEAR ENDED DECEMBER 31, 1972

(with comparative figures)

	1972	1971
Balance at beginning of year .....	\$ 2,665,441.82	\$ 2,580,305.72
Deduct: Adjustments applicable to prior years, net .....		1,019.32
	<u>\$ 2,665,441.82</u>	<u>\$ 2,579,286.40</u>
Add: Surplus for the year .....	354,193.09	86,155.42
Balance at end of year .....	<u>\$ 3,019,634.91</u>	<u>\$ 2,665,441.82</u>

## GOVERNMENT OF THE PROVINCE OF ALBERTA

## SPECIAL AREAS BOARD

## STATEMENT OF REVENUE AND EXPENDITURE

FOR THE YEAR ENDED DECEMBER 31, 1972

(with comparative figures)

## REVENUE

	1972	1971
Taxes (Note 4) .....	\$ 2,404,274.71	\$ 2,167,604.13
Provincial grants:		
Roads .....	250,000.00	250,000.00
Municipalities Assistance Act .....	153,416.46	146,001.88
Recreation Development Act .....	43,033.60	1,951.00
Agricultural Service Board Act .....	21,280.18	15,943.25
Municipal and Provincial Properties Valuation Act .....	11,514.25	13,696.10
Agricultural Pests Act .....	3,621.21	3,131.70
Provincial Parks Act .....	2,000.00	2,000.00
Livestock Diseases Act .....	705.60	1,274.00
Miscellaneous .....	125.00	
Cultivation rentals .....	434,908.25	423,916.03
Grazing rentals .....	234,615.29	222,993.85
Community pastures, net .....	71,777.56	63,893.58
Mineral surface leases .....	65,855.51	51,270.50
Fees .....	61,390.26	56,883.27
Pipeline agreements .....	31,728.30	32,040.94
Interest earnings .....	27,551.01	14,686.08
Right of entry awards .....	25,923.25	25,194.25
Land sales .....	15,706.32	6,784.10
Miscellaneous rentals .....	10,069.86	12,608.85
Licenses and permits, mobile equipment and mobile homes .....	7,680.28	7,185.81
Sale of sand and gravel .....	7,382.69	12,492.60
Sale of improvements and materials, net .....	4,284.50	3,149.23
Licenses of occupation and transmission line easements .....	3,026.44	9,365.09
Miscellaneous .....	4,404.41	2,631.92
	<u>\$ 3,896,274.94</u>	<u>\$ 3,546,698.16</u>

(Continued on Page 267)

## STATEMENT No. 147—Continued

	1972	1971
1972 school requisitions	\$ 1,747,323.50	\$ 1,613,235.64
Maintenance of roads and bridges	962,206.90	1,063,855.08
Salaries	424,859.92	400,963.69
Depreciation	87,525.46	91,269.21
1972 hospital requisitions	81,483.32	93,470.29
Recreation grants	49,816.14	2,812.95
Health services	42,627.99	44,230.00
Travelling expenses	14,189.48	12,773.00
Senior citizens' home	14,001.75	12,768.70
Grass seed, net	13,721.98	20,746.87
Agricultural Service Board	12,150.65	11,095.08
Mobile telephones	11,609.74	13,365.92
Protection to persons and property	8,546.81	11,387.73
Maintenance of buildings and offices	6,982.88	2,321.80
Heat, light and power	6,858.19	6,312.62
Insurance	6,548.57	6,712.60
Canada Pension Plan contributions	5,601.27	4,936.34
Postage	5,180.84	4,066.81
Telephone and telegraph	5,095.81	6,712.81
Unemployment insurance	3,995.80	2,895.70
1972 Alberta Planning Fund requisition	3,971.68	3,782.23
Stationery and supplies	3,762.59	2,883.45
Freight and express	3,190.84	3,378.09
Assessment costs	3,034.30	3,440.14
Advisory board, road committees' and ratepayers' meetings	2,965.13	3,363.71
Miscellaneous grants	2,134.42	1,928.06
Cancellation of tax arrears	2,099.29	6,634.49
Taxes	1,359.83	1,360.79
Brucellosis control	330.40	1,274.00
Loss on disposal of equipment		1,006.50
Miscellaneous	8,906.37	5,558.44
	<u>\$ 3,542,081.85</u>	<u>\$ 3,460,542.74</u>
Surplus for the year	<u>\$ 354,193.09</u>	<u>\$ 86,155.42</u>

GOVERNMENT OF THE PROVINCE OF ALBERTA  
SPECIAL AREAS BOARD  
NOTES TO THE FINANCIAL STATEMENTS  
DECEMBER 31, 1972

DECEMBER 31, 1972

			1972	1971	
NOTE 1	Accounts and Taxes Receivable:				
	The receivables are summarized hereunder:				
	Accounts receivable:				
	Grazing leases .....	\$	29,843.89	\$ 31,143.80	
	Other .....		5,097.28	16,830.79	
		\$	34,941.17	\$ 47,974.59	
	Taxes receivable:				
	General .....	\$	137,266.46	\$ 233,365.13	
	Grazing .....		71,064.56	81,165.04	
	Well drilling equipment .....		2,757.44	1,537.45	
		\$	211,088.46	\$ 316,067.62	
	Less: Allowance for uncollectible taxes .....		663.36	663.36	
		\$	210,425.10	\$ 315,404.26	
		\$	245,366.27	\$ 363,378.85	
NOTE 2	Fixed Assets:				
	These assets consist of the following:				
		Cost	Accumulated Depreciation	1972 Net Book Value	1971 Net Book Value
	Road machinery and shop equipment .....	\$ 1,512,408.82	\$ 1,064,965.24	\$ 447,443.58	\$ 451,648.99
	Buildings, general .....	109,754.23	54,012.40	55,741.83	48,674.41
	Youngstown shop .....	165,956.27	154,399.50	11,556.77	11,556.77
	Miscellaneous .....	25,203.96	18,051.71	7,152.25	7,933.27
		\$ 1,813,323.28	\$ 1,291,428.85	\$ 521,894.43	\$ 519,813.44
NOTE 3	Due to Province of Alberta, net:		1972	1971	
	The net liability to the Province of Alberta is comprised of the following:				
	Due to Province of Alberta re:				
	Salaries .....	\$	425,653.67	\$ 399,270.39	
	1972 school requisitions .....		397,111.00	378,223.00	
		\$	822,764.67	\$ 777,493.39	
	Due from Province of Alberta re:				
	Grants .....	\$	267,320.73	\$ 265,174.68	
	Homeowners' tax discounts .....		63,985.78	12,589.15	
	Other .....		16,234.10	19,241.86	
		\$	347,540.61	\$ 297,005.69	
		\$	475,224.06	\$ 480,487.70	
NOTE 4	Taxes:		1972	1971	
	This account consists of:				
	General tax levy .....	\$	1,677,440.68	\$ 1,503,708.32	
	Add: Penalties and costs .....		10,168.52	15,547.38	
		\$	1,687,609.20	\$ 1,519,255.70	
	Grazing tax levy .....	\$	695,859.36	\$ 635,668.20	
	Add: Penalties .....		3,701.08	3,070.67	
		\$	699,560.44	\$ 638,738.87	
	Well drilling equipment .....	\$	17,105.07	\$ 9,609.56	
		\$	2,404,274.71	\$ 2,167,604.13	

STATEMENT No. 148

## GOVERNMENT OF THE PROVINCE OF ALBERTA

## ALBERTA HOUSING CORPORATION

## BALANCE SHEET AS AT DECEMBER 31, 1972

(with comparative figures)

ASSETS		1972	1971
<b>Current:</b>			
Accounts receivable:			
Province of Alberta .....	\$	5,728,888.46	\$ 2,479,352.50
Other .....		401,409.08	262,949.87
	\$	6,130,297.54	\$ 2,742,302.37
Prepaid expenses .....		67,553.12	53,190.98
	\$	6,197,850.66	\$ 2,795,493.35
Mortgage insurance fund (Note 2) .....		100,342.30	28,110.40
Deposit, Workmen's Compensation Board .....		10,123.45	9,909.06
Deferred charges:			
Unamortized debenture discount .....		34,341.13	37,202.89
Investments in projects, Statement No. 152 .....		57,770,463.47	41,532,876.33
Fixed, Statement No. 153 .....		201,068.50	208,310.58
	\$	64,314,189.51	\$ 44,611,902.61
<b>LIABILITIES</b>			
<b>Current:</b>			
Bank overdraft .....	\$	7,336,072.74	\$ 702,058.36
Bank loans .....		5,000,000.00	3,500,000.00
Accounts payable .....		1,014,288.77	1,852,676.68
Holdbacks payable .....		809,076.72	1,213,440.91
Accrued interest .....		85,830.13	47,441.35
	\$	14,245,268.36	\$ 7,315,617.30
Deferred liabilities (Note 3) .....		343,558.90	164,583.56
Long term debt, Statement No. 154 .....		42,978,892.59	31,502,175.08
Mortgage insurance reserve, Statement No. 150 .....		100,342.30	28,110.40
Contributed surplus, Statement No. 151 .....		6,646,127.36	5,601,416.27
	\$	64,314,189.51	\$ 44,611,902.61

The accompanying notes are part of these financial statements.

## AUDITOR'S REPORT

Edmonton, Alberta, April 9, 1973

I have examined the Balance Sheet of the Alberta Housing Corporation as at December 31, 1972, and the Statements of Revenue and Expenditure, Mortgage Insurance Reserve and Contributed Surplus with supporting statements for the year then ended. My examination included a general review of the accounting procedures and such tests of accounting records and other supporting evidence as I considered necessary in the circumstances.

I was not able to determine the adequacy of the Mortgage Insurance Reserve.

In my opinion, subject to the adequacy of the Mortgage Insurance Reserve, these financial statements present fairly the financial position of the Corporation as at December 31, 1972, and the results of its operations for the year then ended, in accordance with generally accepted accounting principles applied on a basis consistent with that of the preceding year.

DOUGLAS W. ROGERS, C.A.

Deputy Provincial Auditor.

GOVERNMENT OF THE PROVINCE OF ALBERTA  
ALBERTA HOUSING CORPORATION  
STATEMENT OF REVENUE AND EXPENDITURE  
FOR THE YEAR ENDED DECEMBER 31, 1972  
(with comparative figures)

REVENUE

	1972	1971
Rentals .....	\$ 1,402,793.85	\$ 1,187,087.35
Interest earnings on:		
Housing loans .....	577,824.65	108,469.62
Short term investments .....	34,092.03	84,289.83
Other .....	20,389.02	864.24
Gain on disposals .....	157,654.17	194,192.97
Easement fees .....		74,990.00
Loan application fees .....	22,205.00	10,930.00
Other .....	4,494.93	1,112.02
	<u>\$ 2,219,453.65</u>	<u>\$ 1,661,936.03</u>

EXPENDITURE

Salaries .....	\$ 883,052.27	\$ 718,015.88
Building maintenance and expenses .....	795,544.39	790,255.24
Interest on debentures and mortgages .....	627,799.11	433,651.62
Amortization of investment projects .....	330,336.38	125,137.06
Rentals .....	194,608.86	171,822.78
Bad debts .....	146,265.81	
Travelling, moving allowances and conference expenses .....	114,840.43	75,456.87
Bank interest .....	98,964.47	23,317.79
Employee benefits .....	52,008.46	41,399.48
Fees .....	39,109.73	19,354.70
Aircraft maintenance and expenses .....	33,868.05	87,010.69
Telephone and telegraph .....	32,358.85	29,187.07
Printing, stationery, postage and office supplies .....	31,031.42	43,547.71
Depreciation .....	25,703.94	25,851.26
Insurance .....	15,535.19	13,248.54
Truck maintenance and expenses .....	15,341.64	16,045.77
Amortization of debenture discount .....	2,861.76	2,861.76
Abandoned project costs .....	1,672.35	845.00
Advertising .....	1,164.63	4,623.83
Entertainment .....	1,083.86	294.26
Office equipment maintenance .....	776.15	1,429.27
Miscellaneous .....	2,457.28	2,099.07
Prior years' adjustments:		
Urban renewal, reduction to estimated realizable value .....	2,307,308.28	
Interest expense .....	75,581.04	
Water and sewer development grants .....	33,920.00	
Grants:		
Senior citizens .....	1,387,282.91	917,325.00
Water and sewer development .....	460,246.02	503,246.31
Interest subsidies .....	166,973.27	44,992.53
Miscellaneous .....	70,645.56	50,269.04
	<u>\$ 7,948,342.11</u>	<u>\$ 4,141,288.53</u>
Excess of expenditure over revenue for the year ended December 31 .....	\$ 5,728,888.46	\$ 2,479,352.50
Contributions by the Province of Alberta for the year ended December 31 .....	<u>5,728,888.46</u>	<u>2,479,352.50</u>



STATEMENT No. 150

GOVERNMENT OF THE PROVINCE OF ALBERTA  
 ALBERTA HOUSING CORPORATION  
 STATEMENT OF MORTGAGE INSURANCE RESERVE  
 FOR THE YEAR ENDED DECEMBER 31, 1972  
 (with comparative figures)

	1972	1971
Balance at beginning of year .....	\$ 28,110.40	\$ .....
Add: Mortgage insurance fees .....	69,900.81	28,002.80
Interest earnings .....	2,331.09	107.60
Balance at end of year .....	<u>\$ 100,342.30</u>	<u>\$ 28,110.40</u>

STATEMENT No. 151

GOVERNMENT OF THE PROVINCE OF ALBERTA  
 ALBERTA HOUSING CORPORATION  
 STATEMENT OF CONTRIBUTED SURPLUS  
 FOR THE YEAR ENDED DECEMBER 31, 1972  
 (with comparative figures)

	1972	1971
Balance at beginning of year .....	\$ 5,601,416.27	\$ 1,967,277.27
Add: Donated land at appraised values .....	\$ 855,360.00	\$ 2,475.00
Donated buildings at appraised values .....	280,159.89	3,737,631.00
Contribution toward building costs .....	27,377.20	.....
	<u>\$ 1,162,897.09</u>	<u>\$ 3,740,106.00</u>
Less: Current amortization .....	\$ 108,721.00	\$ 105,967.00
Prior year's adjustments, net .....	9,465.00	.....
	<u>\$ 118,186.00</u>	<u>\$ 105,967.00</u>
Balance at end of year .....	<u>\$ 6,646,127.36</u>	<u>\$ 5,601,416.27</u>

STATEMENT No. 152

GOVERNMENT OF THE PROVINCE OF ALBERTA  
ALBERTA HOUSING CORPORATION  
STATEMENT OF INVESTMENTS IN PROJECTS

AS AT DECEMBER 31, 1972

(with comparative figures)

	Land Assembly and Development	Staff, Welfare and Other Rental Housing	Housing Loans	Public Housing	Student Housing	Senior Citizens' Housing*	Community Residences	Urban Renewal	Total 1972	Total 1971
Advance to Province of Alberta	\$ 2,483,947.83	.....	\$ .....	\$ .....	\$ 2,913,905.39	.....	\$ .....	.....	\$ 2,913,905.39	\$ 2,961,387.72
Municipal agreements	.....	.....	.....	.....	.....	.....	.....	.....	.....	.....
Mortgages and other	.....	.....	.....	.....	.....	.....	.....	.....	.....	.....
Land and development, at cost	.....	.....	10,382,352.13	.....	.....	.....	.....	153,329.50	.....	2,582,579.31
Less sale and option proceeds	.....	.....	.....	.....	.....	.....	.....	.....	.....	269,778.34
Equity in land and development, at estimated realizable value	11,499,159.23	.....	.....	.....	.....	.....	.....	.....	10,382,352.13	4,188,146.37
Donated land, at appraised value†	.....	.....	.....	.....	.....	.....	.....	.....	.....	.....
Purchased land, at cost	.....	.....	.....	.....	.....	.....	.....	.....	11,499,159.23	10,479,775.84
Donated buildings, at amortized appraised value†	.....	213,099.00	.....	300,000.00	.....	543,000.00	7,900.00	420,063.00	420,063.00	2,051,492.89
Purchased and constructed buildings, at amortized cost	.....	843,406.07	.....	88,600.66	.....	.....	22,000.00	.....	1,063,999.00	225,439.00
Equity in Federal, Provincial, Municipal Housing, at cost and amortized cost	.....	5,385,835.09	.....	5,048,059.08	2,748,207.62	4,556,669.66	594,684.42	.....	5,385,835.09	5,348,699.00
Construction in progress, at cost	.....	6,328,829.39	.....	.....	.....	.....	.....	.....	19,276,450.17	5,332,969.60
.....	.....	.....	.....	1,769,927.86	.....	.....	.....	.....	1,769,927.86	1,644,765.85
.....	.....	.....	.....	1,262,588.80	.....	175,154.22	29,744.52	.....	1,467,487.54	8,306,929.57
Total 1972	\$ 13,983,107.06	\$ 12,771,169.55	\$ 10,382,352.13	\$ 8,469,176.40	\$ 5,662,113.01	\$ 5,274,823.88	\$ 654,328.94	\$ 573,392.50	\$ 57,770,463.47	\$ 41,532,876.33
Total 1971	\$ 10,555,638.18	\$ 12,031,642.95	\$ 4,188,146.37	\$ 3,978,353.41	\$ 4,401,639.77	\$ 4,078,281.18	\$ 53,765.58	\$ 2,245,408.89	.....	\$ 41,532,876.33

† Most of the appraised values were determined by officials of Alberta Housing Corporation.

\* See Note 4 to the financial statements.

GOVERNMENT OF THE PROVINCE OF ALBERTA  
ALBERTA HOUSING CORPORATION

STATEMENT No. 153

## STATEMENT OF FIXED ASSETS

AS AT DECEMBER 31, 1972

(with comparative figures)

	Cost	Accumulated Depreciation	Balance December 31	
			1972	1971
Land .....	\$ 8,000.00	\$ .....	\$ 8,000.00	\$ 8,000.00
Buildings .....	73,846.95	4,411.00	69,435.95	70,912.95
Transportation equipment .....	53,686.39	23,065.99	30,620.40	41,357.68
Office equipment .....	68,038.54	10,884.76	57,153.78	48,218.67
Tools .....	20,481.66	3,564.43	16,917.23	15,727.97
Leasehold improvements .....	35,266.89	16,325.75	18,941.14	24,093.31
	<u>\$ 259,320.43</u>	<u>\$ 58,251.93</u>	<u>\$ 201,068.50</u>	<u>\$ 208,310.58</u>

GOVERNMENT OF THE PROVINCE OF ALBERTA  
ALBERTA HOUSING CORPORATION  
STATEMENT OF LONG TERM DEBT

AS AT DECEMBER 31, 1972

(with comparative figures)

Particulars	Maturity Date	Repayment Terms	Interest Rate	Currency	Amounts Due in 1973	Principal Outstanding December 31, 1971
Debentures					Principal	
	September 15, 1984	1	9 3/4 %	Deutsche Marks	\$ 183,862.32	*\$ 2,200,000.00
	January 1, 1986	2	7 1/2 %	Canadian	3,959,944.17	4,720,053.26
	July 1, 1986	2	8 1/4 %	Canadian	76,753.70	1,803,421.08
	March 1, 1998	2	6 1/4 %	Canadian	5,491.79	329,071.22
	November 1, 1998	2	5 1/4 %	Canadian	44,786.60	2,984,834.17
	June 1, 2022	2	7 1/2 %	Canadian	4,699.78	2,627,152.49
	August 1, 2022	2	7 1/2 %	Canadian	94.94	48,084.00
	September 1, 2022	2	7 1/2 %	Canadian	131.42	66,640.00
					<u>\$ 315,820.55</u>	<u>\$ 13,521,458.24</u>
					<u>\$ 315,820.55</u>	<u>\$ 13,521,458.24</u>
Mortgages		3	Various	Canadian	Principal, Interest and Taxes \$ 260,654.16	1,812,061.76
Advances from Central Mortgage and Housing Corporation, including accrued interest						
Advances from Province of Alberta		4	Various	Canadian		4,361,528.87
		5				23,347,647.45
						<u>\$ 42,978,892.59</u>
						<u>\$ 31,502,175.08</u>

Repayment Terms

- 1 Principal at maturity, interest monthly in Deutsche Marks.
- 2 Semi-annually in equal blended payments of principal and interest.
- 3 Monthly in equal blended payments of principal, interest and taxes.
- 4 These advances will be converted into debentures upon completion of projects.
- 5 No terms and conditions of repayment have been established as at December 31, 1972.

\*This debenture for \$140,000 Deutsche Marks would amount to \$2,543,750.00, based on the rate of exchange as at December 31, 1972.

GOVERNMENT OF THE PROVINCE OF ALBERTA  
ALBERTA HOUSING CORPORATION  
NOTES TO THE FINANCIAL STATEMENTS

DECEMBER 31, 1972

NOTE 1 The Alberta Housing Corporation was established under the authority of The Alberta Housing Act of the Province of Alberta.

NOTE 2 Mortgage Insurance Fund

This comprises mortgage fees collected from new mortgagors to be used to offset future losses, if any, on mortgages receivable and consists of the following:

	1972	1971
Cash in bank .....	\$ 99,731.18	\$ 28,018.58
Accrued interest .....	611.12	91.82
	<u>\$ 100,342.30</u>	<u>\$ 28,110.40</u>

NOTE 3 Deferred Liabilities

These liabilities consist of the following:

	1972	1971
Commissions on land assembly .....	\$ 103,558.90	\$ 164,583.56
Acquisition of housing .....	240,000.00	.....
	<u>\$ 343,558.90</u>	<u>\$ 164,583.56</u>
Payable in subsequent year .....	<u>\$ 181,024.65</u>	<u>\$ 61,024.66</u>

NOTE 4 Senior Citizens and Student Housing

As at December 31, 1972, agreements had not been finalized with respect to the recovery of these costs.

NOTE 5 Guarantees

The repayment of principal and interest of any borrowings by the Corporation and the principal and interest of, and any premiums payable under, any notes, bonds, mortgages, debentures or other securities issued by the Corporation, are guaranteed by the Province of Alberta under provision of Section 13(1) of The Alberta Housing Act.

NOTE 6 Commitments

The Corporation has the following commitments:

Grants .....	\$ 1,745,000.00
Other .....	2,200,000.00
	<u>\$ 3,945,000.00</u>

In addition, there are other contractual obligations which have not been determined.

NOTE 7 For comparative purposes the 1971 figures have been restated where necessary to conform to 1972 presentation.

STATEMENT No. 155

GOVERNMENT OF THE PROVINCE OF ALBERTA  
HEALTH COMMISSIONS  
STATEMENT OF LEGISLATION AND EXECUTIVE APPROPRIATIONS, EXPENDITURES AND UNEXPENDED BALANCES  
FOR THE YEAR ENDED MARCH 31, 1973

			APPROPRIATIONS					Over- expended	Remarks
Payments for the year ended March 31, 1973	No. of Apprn.	Service	Legislative	Executive	Total	Expended	Unexpended		
		Alberta Hospital Services Commission:							
\$ 1,120,816.68	2402.	General Administration	\$ 1,233,782.00		\$ 1,233,782.00	\$ 1,120,816.68	112,965.32		
13,682,162.10	2403.	Nursing Homes	14,003,400.00		14,003,400.00	13,682,162.10	321,237.90		
222,536,671.56	2404.	Hospitalization Benefits Plan	222,218,800.00	226,620.00	222,445,420.00	222,536,671.56		91,251.56	S.W. 22, 23, 42 & 54/72-73 O/C 617/73
	TOTAL:	Alberta Hospital Services Commission	\$237,455,982.00	226,620.00	\$237,682,602.00	\$237,339,650.34	342,951.66 (Net)		
17,037,882.00	2410.	Alberta Health Care Insurance Commission	\$ 17,037,882.00		\$ 17,037,882.00	\$ 17,037,882.00			
1,542,172.03	2420.	Alberta Alcoholism and Drug Abuse Commission	1,550,000.00	75,000.00	1,625,000.00	1,587,144.03	37,855.97		S.W. 43/72-73
\$ 255,919,704.37		TOTAL: Health Commissions	\$256,043,864.00	301,620.00	\$256,345,484.00	\$255,964,676.37	380,807.63 (Net)		

Certified correct,

DOUGLAS W. ROGERS, C.A.  
Deputy Provincial Auditor.



STATEMENT No. 156

## GOVERNMENT OF THE PROVINCE OF ALBERTA

## HEALTH COMMISSIONS

## EXPENDITURES CLASSIFIED BY APPROPRIATIONS AND CHARACTER

FOR THE YEAR ENDED MARCH 31, 1973

## INCOME ACCOUNT

Service	2402 Alberta Hospital Services Commission General Administration	2403 Nursing Homes	2404 Hospitalization Benefits Plan	2410 Alberta Health Care Insurance Commission	2420 Alberta Alcoholism and Drug Abuse Commission	Totals
Advertising .....	\$ .....	\$ .....	\$ .....	\$ .....	\$ 3,311.83	\$ 3,311.83
Contracts and agreements .....	.....	.....	.....	.....	53,204.61	53,204.61
Entertainment expenses .....	.....	.....	.....	.....	1,919.31	1,919.31
Fees and commissions .....	.....	.....	.....	.....	221,674.51	221,674.51
Freight, express and cartage .....	.....	.....	.....	.....	5,704.03	5,704.03
Furnishings, equipment and tools .....	.....	.....	.....	.....	20,174.58	20,174.58
Grants, prizes .....	1,120,816.68	.....	.....	17,037,882.00	52,912.10	18,211,610.78
Hospitalization .....	.....	13,682,162.10	222,536,671.56	.....	.....	236,218,833.66
Insurance premiums .....	.....	.....	.....	.....	641.00	641.00
Materials and supplies, administrative .....	.....	.....	.....	.....	76,238.83	76,238.83
Materials and supplies, construction .....	.....	.....	.....	.....	333.63	333.63
Postage .....	.....	.....	.....	.....	9,570.29	9,570.29
Rentals .....	.....	.....	.....	.....	39,975.17	39,975.17
Repair and maintenance of furnishings, equipment and tools .....	.....	.....	.....	.....	1,234.52	1,234.52
Repair and maintenance of office machines .....	.....	.....	.....	.....	1,687.11	1,687.11
Salaries .....	.....	.....	.....	.....	1,007,003.04	1,007,003.04
Taxes .....	.....	.....	.....	.....	524.84	524.84
Telephone and telegraph .....	.....	.....	.....	.....	14,300.96	14,300.96
Transportation .....	.....	.....	.....	.....	2,429.05	2,429.05
Travelling expenses of other than public servants .....	.....	.....	.....	.....	12,915.65	12,915.65
Travelling expenses of public servants .....	.....	.....	.....	.....	50,827.08	50,827.08
Tuition .....	.....	.....	.....	.....	251.75	251.75
Utilities .....	.....	.....	.....	.....	692.08	692.08
Wages .....	.....	.....	.....	.....	9,618.06	9,618.06
<b>TOTAL: Income Account ...</b>	<b>\$ 1,120,816.68</b>	<b>\$ 13,682,162.10</b>	<b>\$ 222,536,671.56</b>	<b>\$ 17,037,882.00</b>	<b>\$ 1,587,144.03</b>	<b>\$ 255,964,676.37</b>

## GOVERNMENT OF THE PROVINCE OF ALBERTA

## HEALTH COMMISSIONS

## CASH COLLECTED ON INCOME AND CAPITAL ACCOUNTS

FOR THE YEAR ENDED MARCH 31, 1973

## INCOME ACCOUNT

	Actual	Estimates	In excess of Estimates	Less than Estimates
Alberta Alcoholism and Drug Abuse Commission:				
Government of Canada:				
Overseas counsellors .....	\$ 500.00	\$ .....	500.00	.....
Rehabilitation of disabled persons .....	68,638.29	55,900.00	12,738.29	.....
Methodone clinic .....	2,638.88	.....	2,638.88	.....
Out patient clinic .....	689.60	.....	689.60	.....
Patient maintenance .....	23,553.12	30,000.00	.....	6,446.88
Reimbursement of salaries .....	86,730.70	.....	86,730.70	.....
Services and supplies to staff .....	6,513.75	8,100.00	.....	1,586.25
Miscellaneous—seminars .....	5,947.09	2,000.00	3,947.09	.....
Miscellaneous .....	138.56	.....	138.56	.....
Alberta Hospital Services Commission:				
Government of Canada re:				
Health Resources Fund .....	100,852.05	.....	100,852.05	.....
Hospital insurance .....	101,556,601.07	98,500,000.00	3,056,601.07	.....
Hospitals uncollectible accounts .....	.....	65,000.00	.....	65,000.00
Miscellaneous .....	13.00	150.00	.....	137.00
Recovery of interest .....	.....	10,000.00	.....	10,000.00
Third party liability .....	665,635.32	500,000.00	165,635.32	.....
TOTAL: Income Account .....	\$102,518,451.43	\$ 99,171,150.00	\$ 3,347,301.43 (Net)	.....

## CAPITAL ACCOUNT

Alberta Hospital Services Commission:			
Government of Canada:			
Health Resources Fund:			
Basic medical sciences building, Edmonton	\$ 302,681.10	\$ 302,681.10	.....
Health science centre, Calgary .....	2,773,511.85	2,773,511.85	.....
Clinical sciences building, Edmonton .....	669,575.20	669,575.20	.....
Functional planning, Edmonton .....	121,986.70	121,986.70	.....
TOTAL: Capital Account .....	\$ 3,867,754.85	\$ 3,867,754.85	.....

Certified correct,

DOUGLAS W. ROGERS, C.A.

Deputy Provincial Auditor.

STATEMENT No. 158

GOVERNMENT OF THE PROVINCE OF ALBERTA

## THE ALBERTA ALCOHOLISM AND DRUG ABUSE COMMISSION

BALANCE SHEET AS AT MARCH 31, 1973

(with comparative figures)

## ASSETS

	1973	1972
<b>Current:</b>		
Cash in banks .....	\$ 7,829.83	\$ 10.00
Accounts receivable (Note 2) .....	14,017.06	49,879.85
Materials and supplies, at estimated cost .....	57,032.35	27,643.45
	<u>\$ 78,879.24</u>	<u>\$ 77,533.30</u>
<b>Fixed:</b>		
Furniture and equipment, at cost .....	\$ 48,633.98	\$ 15,790.46
Less: Accumulated depreciation .....	6,840.71	1,954.71
	<u>\$ 41,793.27</u>	<u>\$ 13,835.75</u>
<b>Trust:</b>		
Cash on hand .....	\$ 40,000.00	
	<u>\$ 160,672.51</u>	<u>\$ 91,369.05</u>

## LIABILITIES

<b>Current:</b>		
Deferred revenue .....	\$ 8,329.83	
Finance contract payable .....	13,501.79	
	<u>\$ 21,831.62</u>	
<b>Surplus:</b>		
Revenue, Statement No. 159 .....	\$ 57,047.62	\$ 77,533.30
Capital, Statement No. 160 .....	41,793.27	13,835.75
	<u>\$ 98,840.89</u>	<u>\$ 91,369.05</u>
<b>Trust:</b>		
Grant payable .....	\$ 40,000.00	
	<u>\$ 160,672.51</u>	<u>\$ 91,369.05</u>

The accompanying notes are part of these financial statements.

## AUDITOR'S REPORT

Edmonton, Alberta, July 31, 1973

I have examined the Balance Sheet of The Alberta Alcoholism and Drug Abuse Commission as at March 31, 1973 and the Statements of Revenue Surplus, Capital Surplus and Revenue and Expenditure for the year then ended. My examination included a general review of the accounting procedures and such tests of accounting records and other supporting evidence as I considered necessary in the circumstances.

In my opinion these financial statements present fairly the financial position of the Commission as at March 31, 1973 and the results of its operations for the year then ended, in accordance with generally accepted accounting principles applied on a basis consistent with that of the preceding year.

DOUGLAS W. ROGERS, C.A.

Deputy Provincial Auditor.

STATEMENT No. 159

GOVERNMENT OF THE PROVINCE OF ALBERTA  
 THE ALBERTA ALCOHOLISM AND DRUG ABUSE COMMISSION  
 STATEMENT OF REVENUE SURPLUS  
 FOR THE YEAR ENDED MARCH 31, 1973  
 (with comparative figures)

	1973	1972
Balance at beginning of year .....	\$ 77,533.30	\$ .....
Add:		
Transfer of materials and supplies from Province of Alberta .....		26,072.37
Excess of revenue over expenditure, Statement No. 161 .....	176,282.48	117,158.30
	\$ 253,815.78	\$ 143,230.67
Less:		
Remittances to the Province of Alberta .....	196,768.16	65,697.37
Balance at end of year .....	\$ 57,047.62	\$ 77,533.30

STATEMENT No. 160

GOVERNMENT OF THE PROVINCE OF ALBERTA  
 THE ALBERTA ALCOHOLISM AND DRUG ABUSE COMMISSION  
 STATEMENT OF CAPITAL SURPLUS  
 FOR THE YEAR ENDED MARCH 31, 1973  
 (with comparative figures)

	1973	1972
Balance at beginning of year .....	\$ 13,835.75	\$ .....
Add:		
Transfer of furniture and equipment from Province of Alberta .....		7,578.7
Adjustment of additional assets transferred .....		1,471.2
Furniture and equipment provided from revenue, net .....	33,562.29	6,740.4
Proceeds from disposal of assets .....	1,247.60	.....
	\$ 48,645.64	\$ 15,790.4
Less:		
Depreciation for the year .....	\$ 5,159.84	\$ 1,954.7
Depreciated cost of disposals .....	1,692.53	.....
	\$ 6,852.37	\$ 1,954.7
Balance at end of year .....	\$ 41,793.27	\$ 13,835.7

STATEMENT No. 161

## GOVERNMENT OF THE PROVINCE OF ALBERTA

## THE ALBERTA ALCOHOLISM AND DRUG ABUSE COMMISSION

## STATEMENT OF REVENUE AND EXPENDITURE

FOR THE YEAR ENDED MARCH 31, 1973

(with comparative figures)

## REVENUE

	1973			1972
	Henwood Inpatient Facility	Clinics and Other	Total	Total
Contributions by the Province of Alberta .....	\$ 562,117.68	\$ 1,169,571.44	\$ 1,731,689.12	\$ 1,325,255.92
Government of Canada .....		84,620.00	84,620.00	51,716.85
Alberta Health Care Insurance Commission .....		61,207.00	61,207.00	25,454.00
Patients' charges .....	42,417.65	2,830.00	45,247.65	56,223.30
Meals and seminars .....	12,374.00		12,374.00	8,841.25
Miscellaneous .....	96.00	3,456.74	3,552.74	55.92
	<u>\$ 617,005.33</u>	<u>\$ 1,321,685.18</u>	<u>\$ 1,938,690.51</u>	<u>\$ 1,467,547.24</u>

## EXPENDITURE

Salaries and wages .....	\$ 364,785.91	\$ 749,256.46	\$ 1,114,042.37	\$ 802,716.14
Fees and commissions .....	74,465.37	133,486.76	207,952.13	153,200.79
Travelling .....	7,290.20	56,452.53	63,742.73	38,196.44
Buildings and grounds maintenance .....	55,809.38	4,834.13	60,643.51	54,077.73
Grant paid to Trust .....		40,000.00	40,000.00	
Furniture and equipment, net .....	5,901.18	27,661.11	33,562.29	6,740.49
Printing, stationery and publications .....	6,637.33	24,919.92	31,557.25	28,721.89
Telephone and telegraph .....	4,313.71	23,117.82	27,431.53	20,112.92
Drug dependence prevention program .....		24,908.12	24,908.12	
Building rentals .....		24,713.00	24,713.00	8,404.20
Provision for doubtful accounts .....	18,873.69	2,260.00	21,133.69	26,704.10
Equipment rentals .....	3,406.82	17,032.56	20,439.38	6,788.67
Electricity .....	13,587.05	3,456.87	17,043.92	17,646.86
Grants .....		12,912.10	12,912.10	141,342.00
Fuel .....	9,353.82	1,520.88	10,874.70	11,103.41
Furniture and equipment repairs and replacements .....	4,254.12	4,673.05	8,927.17	7,058.38
Postage .....	1,303.87	8,281.78	9,585.65	3,974.55
Drugs and medical supplies .....	3,297.00	4,098.65	7,395.65	9,649.08
Patients' comforts .....	1,656.66	1,705.75	3,362.41	2,364.43
Advertising .....	549.30	2,762.53	3,311.83	1,321.75
Transportation of patients .....	1,732.35	1,178.26	2,910.61	2,401.25
Insurance .....	2,141.00	408.50	2,549.50	2,521.50
Water .....	1,963.28	341.68	2,304.96	1,650.05
Miscellaneous .....	2,332.61	8,770.92	11,103.53	3,692.31
	<u>\$ 583,654.65</u>	<u>\$ 1,178,753.38</u>	<u>\$ 1,762,408.03</u>	<u>\$ 1,350,388.94</u>
Excess of revenue over expenditure .....	<u>\$ 33,350.68</u>	<u>\$ 142,931.80</u>	<u>\$ 176,282.48</u>	<u>\$ 117,158.30</u>

GOVERNMENT OF THE PROVINCE OF ALBERTA  
THE ALBERTA ALCOHOLISM AND DRUG ABUSE COMMISSION  
NOTES TO THE FINANCIAL STATEMENTS

MARCH 31, 1973

NOTE 1 Authority

The Alberta Alcoholism and Drug Abuse Commission operates under the authority of The Alcoholism and Drug Abuse Act, Chapter 16, R.S.A. 1970.

NOTE 2 Accounts Receivable

	1973	1972
Patients' charges .....	\$ 71,085.58	\$ 106,549.62
Less: Allowance for doubtful accounts .....	71,085.58	106,549.62
	<u>\$</u>	<u>\$</u>
Government of Canada .....	14,017.06	24,425.85
Alberta Health Care Insurance Commission .....	.....	25,454.00
	<u>\$ 14,017.06</u>	<u>\$ 49,879.85</u>

NOTE 3 Provincially Owned Fixed Assets

These statements do not reflect any charge for the use of certain lands, buildings and equipment owned by the Province of Alberta.

NOTE 4 Retroactive Salary Increase

These statements do not reflect the applicable portion of the general salary increase authorized by Order-in-Council 641/73, dated May 8, 1973 which was retroactive to January 1, 1973.

NOTE 5 Comparative Figures

The 1972 comparative figures have been restated where necessary to conform to 1973 presentation.



STATEMENT No. 162

## GOVERNMENT OF THE PROVINCE OF ALBERTA

## THE ALBERTA HEALTH CARE INSURANCE COMMISSION

## BALANCE SHEET AS AT JUNE 30, 1972

(with comparative figures)

## ASSETS

	1972	1971
Current assets:		
Cash on hand, in bank and treasury branch .....	\$ 3,095,066.16	\$ 1,921,259.35
Accounts receivable:		
Premiums, less allowance for uncollectible accounts and adjustments .....	\$ 6,115,841.57	\$ 5,537,252.14
Province of Alberta:		
Diagnostic services costs (Note 1) .....	5,028,884.97	3,850,468.15
Out of Province hospital costs (Note 2) .....	915,253.45	
Government of Canada contributions .....	3,540,414.00	4,089,651.00
Miscellaneous .....	44,852.16	39,046.67
	<u>\$ 15,645,246.15</u>	<u>\$ 13,516,417.96</u>
Prepaid expenses .....	\$ 166,866.64	\$ 185,035.75
	<u>\$ 18,907,178.95</u>	<u>\$ 15,622,713.06</u>
Fixed assets: (Note 3)		
Office furnishings and equipment, at cost .....	\$ 374,097.60	\$ 315,196.50
Automotive equipment, at cost .....	7,829.67	7,829.67
	<u>\$ 381,927.27</u>	<u>\$ 323,026.17</u>
Less: Accumulated depreciation .....	175,059.94	81,322.83
	<u>\$ 206,867.33</u>	<u>\$ 241,703.34</u>
	<u>\$ 19,114,046.28</u>	<u>\$ 15,864,416.40</u>

## LIABILITIES

	1972	1971
Current liabilities:		
Accounts payable:		
Province of Alberta .....	\$ 1,494,321.78	\$ 527,926.25
Other .....	199,685.08	241,742.38
	<u>\$ 1,694,006.86</u>	<u>\$ 769,668.63</u>
Premiums received in advance .....	577,547.54	960,279.60
Estimated liability for unprocessed and unrepresented claims .....	15,190,493.18	13,149,701.65
Estimated liability to The Alberta Hospital Association (Note 5) .....	1,651,998.70	905,782.30
	<u>\$ 19,114,046.28</u>	<u>\$ 15,785,432.18</u>
Contributed surplus arising from equipment transferred from the Alberta Health Plan (Note 3) .....		78,984.22
	<u>\$ 19,114,046.28</u>	<u>\$ 15,864,416.40</u>

The accompanying notes are part of these financial statements.

## AUDITOR'S REPORT

Edmonton, Alberta, January 19, 1973

I have examined the Balance Sheet of The Alberta Health Care Insurance Commission as at June 30, 1972, and the Statements of Surplus, Revenue and Expenditure, Administration and General Expenses and Receipts and Payments for the year then ended. My examination included a general review of the accounting procedures and such tests of accounting records and other supporting evidence as I considered necessary in the circumstances.

In my opinion these financial statements present fairly the financial position of The Alberta Health Care Insurance Commission as at June 30, 1972, and the results of its operations for the year then ended, in accordance with generally accepted accounting principles applied on a basis consistent with that of the preceding year.

DOUGLAS W. ROGERS, C.A.

Deputy Provincial Auditor.

GOVERNMENT OF THE PROVINCE OF ALBERTA  
THE ALBERTA HEALTH CARE INSURANCE COMMISSION  
STATEMENT OF SURPLUS

FOR THE YEAR ENDED JUNE 30, 1972  
(with comparative figures)

	1972	1971
Surplus at beginning of year .....	\$ .....	\$ 3,115,258.22
Add: Adjustments applicable to previous year .....	20,211.77	(487,574.21)
Adjusted surplus at beginning of year .....	\$ 20,211.77	\$ 2,627,684.01
Deduct:		
Excess of expenditure over revenue for the year, Statement No. 164 .....	\$ 8,705,583.38	\$ 3,926,453.16
Less: Contributions by the Province of Alberta .....	8,685,371.61	1,298,769.15
	\$ 20,211.77	\$ 2,627,684.01
Surplus at end of year .....	.....	.....

GOVERNMENT OF THE PROVINCE OF ALBERTA  
THE ALBERTA HEALTH CARE INSURANCE COMMISSION  
STATEMENT OF REVENUE AND EXPENDITURE

FOR THE YEAR ENDED JUNE 30, 1972  
(with comparative figures)

	1972	1971
Revenue:		
Premiums earned, net .....	\$ 54,232,263.16	\$ 55,215,184.8
Government of Canada contributions .....	45,250,466.00	41,792,876.0
Interest .....	392,976.52	462,202.5
	\$ 99,875,705.68	\$ 97,470,263.3
Expenditure:		
Health services:		
Medical .....	\$100,153,652.62	\$ 94,789,790.46
Optional (Note 5) .....	6,582,651.00	4,283,102.00
Chiropractic .....	5,082,918.49	4,668,871.60
Optometric .....	2,207,407.06	1,981,976.85
Podiatric .....	434,854.23	352,091.47
Oral surgery .....	178,917.40	117,349.88
Osteopathic .....	33,506.77	32,298.39
	\$114,673,907.57	\$106,225,480.65
Out of Province hospital costs (Note 2) .....	908,494.45	.....
	\$115,582,402.02	\$106,225,480.65
Deduct:		
Diagnostic services costs (Note 1) .....	\$ 12,197,754.07	\$ 10,537,159.56
Out of Province hospital costs (Note 2) .....	908,494.45	.....
	\$ 13,106,248.52	\$ 10,537,159.56
	\$102,476,153.50	\$ 95,688,321.09
Administration and general expenses, Statement No. 165 .....	6,105,135.56	5,708,395.42
	108,581,289.06	101,396,716.
Excess of expenditure over revenue for the year .....	\$ 8,705,583.38	\$ 3,926,453.

STATEMENT No. 165

GOVERNMENT OF THE PROVINCE OF ALBERTA

THE ALBERTA HEALTH CARE INSURANCE COMMISSION  
STATEMENT OF ADMINISTRATION AND GENERAL EXPENSES

FOR THE YEAR ENDED JUNE 30, 1972  
(with comparative figures)

	1972	1971
Salaries .....	\$ 3,625,303.76	\$ 3,278,940.77
Data processing .....	941,165.95	1,007,884.94
Printing, stationery and office supplies .....	467,640.85	479,119.78
Postage, freight and express .....	367,764.01	306,223.76
Office rent and maintenance .....	196,185.44	195,441.35
Employee benefits .....	172,890.59	89,237.23
Equipment rental .....	108,701.08	129,643.15
Fees and commissions .....	45,432.39	49,720.21
Audit fees .....	41,500.00	42,006.61
Depreciation .....	37,767.51	33,569.72
Travelling .....	33,238.63	20,579.77
Telephone and telegraph .....	28,367.58	33,108.42
Repairs and maintenance, furnishings and equipment .....	21,532.40	16,791.23
Light, water and fuel .....	14,147.76	14,540.96
Advertising .....	2,303.97	10,043.98
Miscellaneous .....	1,193.64	1,543.54
	<u>\$ 6,105,135.56</u>	<u>\$ 5,708,395.42</u>

GOVERNMENT OF THE PROVINCE OF ALBERTA  
 THE ALBERTA HEALTH CARE INSURANCE COMMISSION  
 STATEMENT OF RECEIPTS AND PAYMENTS  
 FOR THE YEAR ENDED JUNE 30, 1972  
 (with comparative figures)

	1972	1971
Cash on hand, in bank and treasury branch at beginning of year .....	\$ 1,921,259.35	\$ 7,121,869.46
Receipts:		
Premiums .....	\$ 53,275,887.59	\$ 54,367,215.64
Government of Canada contributions .....	45,799,703.00	39,038,807.00
Province of Alberta contributions .....	9,636,427.00	1,368,960.00
Province of Alberta, diagnostic services costs (Note 1) .....	11,019,337.25	11,089,140.69
Province of Alberta, premium subsidy .....	.....	1,176,837.50
Interest .....	379,527.67	487,309.89
	<u>120,110,882.51</u>	<u>107,528,270.72</u>
	\$122,032,141.86	\$114,650,140.18
Payments:		
Health services:		
Medical .....	\$ 98,872,728.03	\$ 95,096,661.03
Optional (Note 5) .....	5,836,434.60	3,377,319.70
Chiropractic .....	5,004,969.28	4,657,274.25
Optometric .....	2,189,890.44	1,934,714.28
Podiatric .....	414,060.94	359,019.14
Oral surgery .....	166,034.10	119,673.05
Osteopathic .....	32,859.28	29,918.26
	<u>\$112,516,976.67</u>	<u>\$105,574,579.71</u>
Out of Province hospital costs .....	259,394.79	.....
	<u>\$112,776,371.46</u>	<u>\$105,574,579.71</u>
Administration and general expenses .....	6,160,704.24	7,154,301.12
	<u>118,937,075.70</u>	<u>112,728,880.83</u>
Cash on hand, in bank and treasury branch at end of year .....	<u>\$ 3,095,066.16</u>	<u>\$ 1,921,259.35</u>

GOVERNMENT OF THE PROVINCE OF ALBERTA  
THE ALBERTA HEALTH CARE INSURANCE COMMISSION  
NOTES TO THE FINANCIAL STATEMENTS

JUNE 30, 1972

- NOTE 1 Diagnostic services costs represent claims paid or payable to approved x-ray and laboratory facilities on behalf of the Alberta Hospitalization Benefits Plan.
- NOTE 2 Out of Province hospital costs represent claims paid or payable on behalf of the Alberta Hospitalization Benefits Plan.
- NOTE 3 Fixed assets, at cost, include office and automotive equipment of a book value of \$78,984.22 transferred from the Alberta Health Plan. Prior years' depreciation on these assets in the amount of \$20,211.77, previously charged to administration and general expenses, has been reversed and charged to contributed surplus. In order to fully depreciate the assets transferred, depreciation has been provided during the current year in the amount of \$58,772.45 by a charge to contributed surplus.
- NOTE 4 Effective January 1, 1972, the Commission discontinued collection of premiums from Alberta residents age 65 and over. This resulted in a loss of potential revenues to the Commission of approximately \$3,300,000.00.
- NOTE 5 The agreement between The Alberta Health Care Insurance Commission and The Alberta Hospital Association whereby the Commission reimburses the Association for the cost of benefits provided under the Alberta Blue Cross Plan to non-group registrants resulted in a net cost to the Commission of \$4,587,419.50 as follows:

Optional health services costs .....	\$ 6,582,651.00
Premium revenue .....	1,995,231.50
Net cost .....	<u>\$ 4,587,419.50</u>

GOVERNMENT OF THE PROVINCE OF ALBERTA  
THE ALBERTA HOSPITAL SERVICES COMMISSION  
STATEMENT OF RECEIPTS AND PAYMENTS

FOR THE YEAR ENDED DECEMBER 31, 1972  
(with comparative figures for the nine months ended December 31, 1971)

	Year ended December 31, 1972	Nine months ended December 31, 1971
Funds on hand at beginning of year .....	\$ 565,667.28	\$ .....
Receipts:		
Contributions from Province of Alberta (Note 4) .....	\$222,153,870.66	\$176,320,767.51
Interest earnings .....	175,195.51	129,321.52
Miscellaneous .....	60.00	44.00
	<u>\$222,329,126.17</u>	<u>\$176,450,133.03</u>
Payments:		
General hospitals .....	\$173,795,959.12	\$138,151,465.01
Auxiliary hospitals .....	14,407,462.33	11,248,298.50
Contract hospitals .....	13,545,237.46	9,771,589.97
Nursing homes .....	13,075,866.75	7,971,181.40
Federal hospitals .....	4,242,150.00	2,592,804.40
Out of Province hospitals .....	1,877,017.66	1,839,106.46
Physiotherapy .....	897,717.25	431,204.00
Construction grant, Centennial Hospital .....	.....	3,200,000.00
	<u>\$221,841,410.57</u>	<u>\$175,205,649.74</u>
Administration expenses, Statement No. 169 .....	1,053,382.88	678,816.01
	<u>\$222,894,793.45</u>	<u>\$175,884,465.75</u>
Funds on hand at end of year .....	\$ .....	\$ 565,667.28

The accompanying notes are part of these financial statements.

#### AUDITOR'S REPORT

Edmonton, Alberta, March 9, 1973

I have examined the Statement of Receipts and Payments of The Alberta Hospital Services Commission, the Statement of Receipts and Payments of the Research Trust Fund and the Statement of Administration Expenses for the year ended December 31, 1972. My examination included a general review of the accounting procedures and such tests of accounting records and other supporting evidence as I considered necessary in the circumstances.

In my opinion these financial statements present fairly the revenues collected and the expenditures made by the Commission during the year ended December 31, 1972, in accordance with generally accepted accounting principles applied on a basis consistent with that of the preceding period.

DOUGLAS W. ROGERS, C.A.

*Deputy Provincial Auditor.*



STATEMENT No. 168

GOVERNMENT OF THE PROVINCE OF ALBERTA  
THE ALBERTA HOSPITAL SERVICES COMMISSION  
RESEARCH TRUST FUND

STATEMENT OF RECEIPTS AND PAYMENTS

FOR THE YEAR ENDED DECEMBER 31, 1972

(with comparative figures for the nine months ended December 31, 1971)

	Year ended December 31, 1972	Nine months ended December 31, 1971
Balance of fund at beginning of year .....	\$ 15,335.75	\$ .....
Receipts:		
Grant from Province of Alberta .....	\$ 15,000.00	\$ 15,000.00
Interest earnings, net .....	224.36	335.75
	<u>\$ 15,224.36</u>	<u>\$ 15,335.75</u>
Payments:		
Research projects .....	\$ 14,300.00	\$ .....
Balance of fund at end of year .....	<u>\$ 16,260.11</u>	<u>\$ 15,335.75</u>
Consisting of:		
Cash in bank .....	\$ 260.11	\$ 335.75
Deposit receipts .....	16,000.00	15,000.00
	<u>\$ 16,260.11</u>	<u>\$ 15,335.75</u>

GOVERNMENT OF THE PROVINCE OF ALBERTA  
THE ALBERTA HOSPITAL SERVICES COMMISSION  
STATEMENT OF ADMINISTRATION EXPENSES

FOR THE YEAR ENDED DECEMBER 31, 1972  
(with comparative figures for the nine months ended December 31, 1971)

	Year ended December 31, 1972	Nine months ended December 31, 1971
Salaries and wages .....	\$ 769,616.86	\$ 500,687.04
Employee benefits .....	46,655.69	24,348.53
Travelling expenses, staff .....	42,721.15	28,816.89
Professional fees .....	75,899.42	24,018.95
Honorariums .....	9,125.00	4,812.50
Purchased services .....	9,989.29	
Travelling expenses, non public servants .....	3,418.70	3,937.61
Furniture, equipment and office .....	9,647.25	29,453.58
Equipment rental and maintenance .....	12,953.47	9,573.34
Materials and supplies .....	46,770.62	34,170.07
Freight and postage .....	8,622.89	12,055.47
Telephone and telegraph .....	6,766.55	2,719.07
Advertising .....	1,521.73	1,196.53
Books and periodicals .....	1,435.92	1,182.53
Miscellaneous .....	8,238.34	1,843.90
	<u>\$ 1,053,382.88</u>	<u>\$ 678,816.01</u>

GOVERNMENT OF THE PROVINCE OF ALBERTA  
THE ALBERTA HOSPITAL SERVICES COMMISSION  
NOTES TO THE FINANCIAL STATEMENTS

DECEMBER 31, 1972

- NOTE 1 In accordance with The Hospital Services Commission Act, Chapter 45, Statutes of Alberta, 1971, The Alberta Hospital Services Commission was established effective April 1, 1971, with the fiscal year being the calendar year.
- NOTE 2 A procedural change was implemented during 1972 whereby funds are transferred from the General Revenue Fund of the Province to the bank account of the Commission only as each cheque issued in settlement of Commission accounts is presented for payment. There are, therefore, no unexpended general operating funds held by the Commission at the year end. A balance sheet has therefore not been prepared, notwithstanding the provisions of Section 24(1) of The Hospital Services Commission Act.
- NOTE 3 The financial statements of the Commission have been prepared on the basis of receipts and payments for the year and do not reflect the final settlements with the various hospitals for the 1972 year. Payments to hospitals during the year ended December 31, 1972, include an amount of \$14,903,384.08 applicable to 1973.
- NOTE 4 Contributions from the Province of Alberta includes an amount of \$5,952,827.23 held in the General Revenue Fund of the Province on behalf of the Commission, to be transferred to the Commission's bank account as outstanding cheques are presented for payment.



## GOVERNMENT OF THE PROVINCE OF ALBERTA

## HEALTH AND SOCIAL DEVELOPMENT DEPARTMENT

STATEMENT OF LEGISLATIVE AND EXECUTIVE APPROPRIATIONS, EXPENDITURES AND UNEXPENDED BALANCES  
FOR THE YEAR ENDED MARCH 31, 1973

Payments for the year ended March 31, 1973	No. of Appn.	Service	APPROPRIATIONS						Over- expended	Remarks	
			Legislative	Executive	Total	Expended	Unexpended				
						INCOME ACCOUNT					
\$			\$		\$	\$	\$	\$	\$		
79,178.36	2501.	Minister's Office	76,590.00		76,590.00	79,583.91			2,993.91	O/C 144/73	
83,617.04	2502.	Department Administration	66,860.00		66,860.00	54,347.23	12,512.77				
2,207,030.07	2503.	Finance and Administrative Support Services									
257,878.27	2504.	Personnel and Manpower	2,646,080.00		2,646,080.00	2,250,740.23	395,339.77				
242,464.21	2505.	Research and Planning	260,980.00	15,000.00	275,980.00	277,980.00	14,892.62			S.W. 20/72/73	
92,373.26	2506.	Public Communications	279,500.00		279,500.00	242,464.21	37,035.79				
139,231.68	2510.	Social Development Services	132,290.00		132,290.00	103,388.87	28,901.13				
		Administration									
326,748.02	2511.	Public Assistance Administration	174,450.00		174,450.00	140,287.71	34,162.29				
67,956,788.84	2512.	Public Assistance—Basic	351,510.00		351,510.00	318,348.13	33,161.87				
		Assistance	70,143,900.00		70,143,900.00	67,911,490.60	2,232,409.40				
5,338,800.02	2513.	Public Assistance—Municipalities	7,981,600.00		7,981,600.00	4,653,976.07	3,327,623.93				
49,284.87	2514.	Public Assistance—Improvement									
		Districts and Special Areas	71,200.00		71,200.00	49,959.05	21,240.95				
994,443.62	2515.	Public Assistance—Agency Grants	807,500.00	250,000.00	1,057,500.00	1,126,403.62			68,903.62	S.W. 64/72/73 O/C 1040, 1142 & 1519/72	
		Public Assistance—Categorical									
2,371,060.66	2516.	Pensions	2,537,000.00		2,537,000.00	2,368,291.32	168,708.68				
1,751,635.58	2517.	Rosehaven, Camrose	1,803,240.00		1,803,240.00	1,762,156.23	41,083.77				
1,671,336.32	2518.	Clareholm Centre	1,772,970.00		1,772,970.00	1,680,680.04	92,289.96				
223,104.46	2519.	Raymond House	242,290.00		242,290.00	224,503.32	17,786.68				
153,975.50	2520.	Homes and Institutions									
		Administration	158,470.00		158,470.00	153,690.52	4,779.48				
1,593,411.43	2522.	Single Men's Hostels	1,393,510.00		1,393,510.00	1,561,496.73			167,986.73	O/C 144/73	
56,202.84	2523.	Single Women's Hostels	69,790.00		69,790.00	55,821.67	13,968.33				
77,679.00	2524.	Maternity Homes	95,680.00		95,680.00	78,605.77	17,074.23				
584,595.07	2525.	Edmonton Diagnostic Centre	629,210.00		629,210.00	586,089.26	43,120.74				
1,259,606.71	2526.	Youth Development Centre	1,489,970.00		1,489,970.00	1,262,579.74	227,390.26				
189,333.89	2527.	Youth Group Homes	187,500.00		187,500.00	189,608.54					
90,210.01	2528.	Youth Receiving Centres	105,160.00		105,160.00	91,019.43	14,140.57				
334,974.01	2529.	Infant Mental Assessment Centre	340,940.00		340,940.00	336,487.55	4,452.45				
6,897,213.88	2530.	Regional Offices	7,021,460.00		7,021,460.00	6,955,047.56	66,412.44				
89,592.84	2532.	Preventive Social Services									
		Administration	104,060.00		104,060.00	90,174.05	13,885.95				
2,387,704.56	2533.	Public Assistance—Social Service Projects	3,193,000.00		3,193,000.00	2,771,481.50	421,518.50				
300,349.31	2535.	Child Welfare Administration	342,950.00		342,950.00	303,549.65	39,400.35				
8,757,860.76	2536.	Child Welfare Services	9,303,760.00		9,303,760.00	8,981,772.96	321,987.04				
204,083.66	2538.	Maintenance Orders and Recovery	210,940.00		210,940.00	203,937.69	7,002.31				
900,521.53	2539.	Mental Rehabilitation	1,018,530.00		1,018,530.00	879,884.95	138,645.05				
37,846.57	2540.	Public Health Services Administration	38,740.00		38,740.00	37,846.57	893.43				
1,725,445.59	2541.	Medical Treatment Services	1,584,800.00		1,584,800.00	1,825,786.06			240,986.06	O/C 144/73	

170,324.59	2542.	Medical Treatment Services	165,910.00	165,910.00	169,910.00	201,517.70	4,000.00	O/C 144/73
390,653.12	2543.	Nursing Aide Schools	575,060.00	575,060.00	575,060.00	373,542.30		
73,943.45	2544.	Laboratory and X-Ray School	84,400.00	84,400.00	84,400.00	73,391.74		
3,182.81	2545.	Cerebral Palsy Clinic	15,000.00	15,000.00	15,000.00	3,377.26		
3,584,476.19	2548.	Preventive Health Administration	3,704,220.00	10,500.00	3,714,720.00	3,575,583.55		S.W. 21/72-73
376,285.29	2549.	Preventive Health Services	384,290.00	81,500.00	465,840.00	374,967.92		S.W. 49/72-73
207,729.63	2551.	Vital Statistics	211,670.00		285,030.00	282,384.22		
190,673.71	2554.	Social Hygiene	192,700.00		285,030.00	282,384.22		
193,287.45	2555.	Tuberculosis Control	456,060.00		196,700.00	194,634.02		
190,284.93	2556.	Tuberculosis Treatment Services	1,784,350.00		1,784,350.00	1,794,972.15		
1,779,066.93	2558.	Opportunity Corps	782,330.00		782,330.00	9,212.80		
447,228.28	2558.	Civil Service Nurse				327,531.22		
383.80	2409.	Special Warrant 29/72/73						
63,000.00		(Medicine Hat Community Resource Centre)	63,000.00		63,000.00			
\$ 117,542,261.68			\$125,281,500.00	\$ 420,050.00	\$125,701,550.00	\$117,614,503.70	\$ 8,087,046.30	
							(Net)	
\$ 205,561.24	2560.	Mental Health Services:						
1,345,672.00	2561.	Administration	\$ 145,020.00	\$ 145,020.00	\$ 276,982.01	\$ 131,962.01	O/C 1517/72	
404,533.42	2562.	Community Psychiatric Services	1,280,690.00		1,356,004.27	75,314.27	O/C 1518/72	
5,349,667.93	2563.	New Mental Health Program	1,237,800.00		1,237,800.00	828,304.44		
6,642,840.34	2563.	Development	5,485,050.00		5,366,000.00	144,657.63		
167,779.44	2568.	Alberta Hospital, Ponoka	7,093,310.00		7,093,310.00	384,309.78		
26,682.00		Alberta Hospital, Edmonton	203,500.00		203,500.00	36,198.28		
		Emotionally Disturbed Children						
		St. Mary's Hospital, Regina						
		St. Mary's Hospital, Regina						
		(Community Residential Care Unit for Emotionally Disturbed and Retarded Children)	30,000.00		30,000.00	26,682.00		
\$ 14,142,736.37			\$ 15,387,350.00	\$ 30,000.00	\$ 15,417,350.00	\$ 1,160,321.85		
							(Net)	
\$ 44,478.89	2569.	New Program Development for Handicapped Persons	\$ 120,000.00		120,000.00	120,000.00		
707,206.97	2570.	Group Homes for Handicapped Services for Handicapped	60,000.00		60,000.00	15,199.79		
	2571.	Centre for Care of Mentally Handicapped	762,200.00		762,200.00	770,603.93		
602,759.50	2572.	Developmentally Handicapped	838,000.00		838,000.00	212,515.50		
33,210.16	2573.	Community Services Workers	80,000.00		80,000.00	45,506.31		
23,288.29	2574.	Alberta School Hospital, Edmonton	5,561,570.00		5,561,570.00	1,052,360.14		
4,907,658.76	2575.	Alberta School Hospital, Red Deer	5,511,120.00		5,511,120.00	132,544.00		
132,544.00	2576.	Rehabilitation Societies	5,511,120.00		5,511,120.00	186,937.59		
5,269,264.19	2577.	Deafblonde, Red Deer	\$ 13,065,490.00		\$ 13,065,490.00	\$ 1,624,171.40		
\$ 11,320,430.76			\$153,734,340.00	\$ 450,050.00	\$154,184,390.00	\$143,312,850.45	\$ 10,871,539.55	
\$ 143,005,428.81		TOTAL: Income Account					(Net)	

Apprn. 2513 transferred in part to Apprnns. 2517, 2518, and 2519 under authority of Order in Council 144/73.

Apprn. 2521 transferred to Apprnns. 2517, 2518, and 2519.

Certified correct,

DOUGLAS W. ROGERS, C.A.

Deputy Provincial Auditor.



GOVERNMENT OF THE PROVINCE OF ALBERTA  
DEPARTMENT OF HEALTH AND SOCIAL DEVELOPMENT  
EXPENDITURE CLASSIFIED BY APPROPRIATIONS AND CHARACTER  
FOR THE YEAR ENDED MARCH 31, 1973  
INCOME ACCOUNT

Service	2501 Minister's Office	2502 Department Administration	2503 Finance and Administrative Support Services	2504 Personnel and Manpower	2505 Research and Planning	2506 Public Communications	2510 Social Development Services Administration	2511 Public Assistance Administration	2512 Public Assistance— Basic Assistance	2513 Public Assistance— Municipalities	2514 Public Assistance— Improvement Districts and Special Areas	2515 Public Assistance— Agency Grants	2516 Public Assistance— Categorical Pensions	2517 Rosehaven, Camrose	2518 Clareholm Centre	2519 Raymond Home	2520 Homes and Institutions, Administration	2522 Single Men's Hostels	2523 Single Women's Hostels	2524 Maternity Homes	2525 Edmonton Diagnostic Centre	2526 Youth Development Centres	2527 Youth Group Homes
Advertising	\$	\$	\$	\$	\$	\$ 433.80	\$	\$	\$	\$	\$	\$	\$	\$	\$	\$	\$	\$	\$	\$	\$	\$	\$
Automobiles, trucks and mobile equipment, purchase																							
Automobiles, trucks and mobile equipment, expenses			1,072.38											265.25	1,949.59		304.75	910.74			1,684.23	5,812.35	
Burial expenses									143,405.85		198.51				257.50	225.00		1,072.12					
Compensation			18,548.25																				
Contracts and agreements									40,632.50			54,750.00						149,656.50			21,571.30	65,320.58	188,190.75
Entertainment expenses							289.99											379.36	506.85			1,165.40	
Fees and commissions	25,394.99	6,645.94	31,546.56	2,077.90	56,649.14	3,020.02	3,351.47		751,526.39		615.88				741.29	964.66	494.00	14,569.76	2,063.60		2,063.60	6,275.99	
Freight, express and cartage			2,317.75	15,417.65					5,431.04						17,145.25	705.00		686.78			191.00	378.05	
Furnishings, equipment and tools	1,317.87		11,581.45	1,664.82	1,860.58	12,103.25	914.60	2,912.95	9,196.45					4,074.42	4,298.25	232.50	519.21	808.86		521.39	1,535.22	3,918.74	250.09
Grants, prizes			169,409.00						60,189,641.59	4,653,976.07	46,663.52	1,071,653.62	2,368,291.32					417,580.76					
Hospitalization									197,610.27														
Insurance																		247.65					
Livestock, fur bearing animals, poultry, meats and fish																							
Maintenance in homes and schools									2,269,345.91														
Materials and supplies, administrative	684.73		142,116.08		150.08	18,636.86			3,868,150.57		1,251.34			205,534.00	306,247.71	35,264.90		358,685.26	7,164.73	13,360.65	66,108.76	81,216.53	487.53
Materials and supplies, construction														704.78	272.58			426.03			583.38	636.33	308.15
Medical and hospital services			343,976.00																				
Miscellaneous expenses	82.13	18.80	86.58		75.00		42.37		98.00		9.00			87.56	242.62	134.45	13.50		252.22	288.95	137.19	88.35	89.86
Postage			84,653.79											500.00	1,415.00	300.00		418.00			551.75	1,005.80	
Printing	829.08		48,811.00		7,615.60	325.37	133.59							483.50	512.00	500.00					599.26	1,647.50	
Repair and maintenance of furnishings, equipment and tools			240.09			126.16			7,437.45					2,206.66	1,916.18	293.25		974.75				115.54	
Repair and maintenance of office machines	127.90	112.35	7,954.56	453.90	189.63	210.27	750.37							180.91	931.45		261.23	460.68			218.13	669.38	
Salaries	44,434.53	43,764.33	1,339,854.55	223,521.13	163,024.20	65,318.96	121,947.21	306,534.76						1,518,049.50	1,329,183.53	178,124.89	143,758.05	338,514.52	42,382.71	62,462.07	446,266.83	912,227.44	
Telephone and telegraph	1,649.27	471.58	7,854.55	1,923.85	2,162.60	367.49	1,441.67	4,171.31						598.01	1,261.58		1,253.64	697.23			693.80	3,921.91	282.16
Transportation									428,796.98		1,220.80							14,358.04	250.00		1,800.00	228.35	
Travelling expenses of other than public servants	1,252.00		1,426.12	1,597.84	235.87		2,876.65		217.60						105.82							405.00	
Travelling expenses of public servants	2,373.71	3,334.23	1,465.16	4,655.00	5,454.59	1,402.09	8,219.46	3,978.74						813.29	2,840.79	506.74	7,373.89	6,189.16	810.68	18.85	3,723.64	14,512.52	
Utilities				9,379.10																			
Wages	1,437.70		37,826.36	396.19	5,032.36	987.03	1,070.70							124.54	10,660.00	6,831.00		234,860.53	4,961.33	1,935.86	38,054.32	163,033.98	
TOTAL: Income Account	\$ 79,583.91	\$ 54,347.23	\$ 2,250,740.23	\$ 261,087.38	\$ 242,449.65	\$ 103,388.87	\$ 140,287.71	\$ 318,348.13	\$ 67,911,490.60	\$ 4,653,976.07	\$ 49,959.05	\$ 1,126,403.62	\$ 2,368,291.32	\$ 1,762,156.23	\$ 1,680,680.04	\$ 224,503.32	\$ 153,690.52	\$ 1,561,496.73	\$ 55,821.67	\$ 78,605.77	\$ 586,089.26	\$ 1,262,579.74	\$ 189,608.54



2526 Youth Development Centres	2527 Youth Group Homes	2528 Youth Receiving Centres	2529 Infant Medical Assessment Centre	2530 Regional Offices	2532 Preventive Social Services Administration	2533 Preventive Social Service Projects	2535 Child Welfare Administration	2536 Child Welfare Services	2538 Maintenance Orders and Recovery
\$	\$	\$	\$	\$ 335.98	\$	\$	\$	\$ 3,378.92	\$
34.23	5,812.35								
71.30	65,320.58	188,190.75						4,029.18	
06.85	1,165.40	218.52					1,101.55	29,667.27	
33.60	6,275.99			11,713.68	1,077.00			170,931.00	50,553.45
01.00	378.05	104.08		20,403.83				576.63	
05.22	3,918.74	484.97	355.76	36,160.04	409.12	2,771,481.50	1,048.42	2,487.21	1,118.42
								431,488.06	
								14,235.50	
								7,272,056.01	
08.76	81,216.53	487.53	31,539.76	48,109.60				954,310.20	
03.38	636.33	308.15		164.89					
07.19	88.35	89.86	225.95	81.68			9.50	11.63	
01.75	1,005.80		190.00	40,814.85					
09.26	1,647.50			32,379.88	406.95		120.50	577.57	
	115.54							417.65	
08.13	669.38			11,672.35	119.86		879.54		623.11
06.83	912,227.44	68,611.27	266,778.42	6,155,863.28	73,658.47		276,622.24		150,816.76
03.80	3,921.91	282.16		92,129.52	1,898.34		9,191.08		520.37
00.00	228.35							94,084.09	
	405.00			2,103.25	1,659.75		389.47	1,160.63	
03.64	14,512.52	47.11		481,367.37	10,859.91		14,187.35	1,884.33	305.58
04.32	163,033.98	10,558.13	37,397.66	21,736.36	84.65				
09.26	\$ 1,262,579.74	\$ 189,608.54	\$ 91,019.43	\$ 336,487.55	\$ 6,955,047.56	\$ 90,174.05	\$ 2,771,481.50	\$ 303,549.65	\$ 8,981,772.96
									\$ 203,937.69

Continued on page 297

## STATEMENT No. 171—Continued

Service	2539 Mental Rehabilitation	2540 Public Health Services Administration	2541 Medical Treatment Services Administration	2542 Medical Treatment Services	2543 Nursing Aide Schools	2544 Laboratory and X-Ray School	2545 Cerebral Palsy Clinic	2548 Preventive Health Administration	2549 Preventive Health Services	2551 Vital Statistics	2554 Social Hygiene	2555 Industrial Health Services	2557 Tuberculosis Control	2558 Tuberculosis Treatment Services	2560 Mental Health Services Administration	2561 Community Psychiatric Services	2562 New Mental Health Program Development	2563 Alberta Hospital, Ponoka	2565 Alberta Hospital, Edmonton	2568 Emotionally Disturbed Children	2570 Services for the Handicapped	2571 Centre for Care for Mentally Handicapped	2572 Developmentally Handicapped
Advertising	\$	\$	\$	\$	\$	\$	\$	\$ 1,193.75	\$	\$	\$	\$	\$	\$	\$ 222.55	\$	\$	\$ 100.25	\$	\$ 852.05	\$	\$	\$
Automobiles, trucks and mobile equipment purchase																		3,837.13	4,436.48			1,200.00	
Automobiles, trucks and mobile equipment expenses	5,888.85											433.46	3,332.70	656.48				5,208.35	7,324.38			350.64	
Fuel expenses	332.08																						
Competition	190,740.78																						
Contracts and agreements																							
Entertainment expenses			1,580,096.69	13,693.44	34,032.68	845.50		23,760.25	300.50	7,061.43	22,502.35	765.35	499.99	21,047.34	63,004.33	44,346.39		1,444.22	309.75			529.55	
Fees and commissions	18,965.97				542.81			1,794.00			483.37							110,880.70	921,976.67			127,401.13	
Freight, express and cartage	1,281.57																	979.31	275.00			269.00	
Furnishings, equipment and tools	2,669.92		6,998.58		9,663.83	1,639.16		1,536.74	584.36	6,320.57	3,542.30	17,802.43	1,707.49	7,899.28	3,654.35	19,274.42	9,571.33	32,348.73	12,888.43	1,011.99		15,668.90	
General prices	46,755.76				126,539.50	105.00		3,250,310.88	256,528.02						139,650.00		240,000.00	315.82	182.00			625,484.50	
Registration													2,125.00										
Insurance	2,173.87		1,215.00										155.33					224.25	167.21				
Livestock for testing animals, poultry, bees and fish	700.00																						
Maintenance in homes and schools	32,358.47																						
Materials and supplies, administrative	17,107.69		82,956.24	121,756.33	8,125.02	7,681.14	3,371.76	198,724.06	728.12	13,428.02	25,622.63	3,884.05	70,155.01	220,982.72	1,811.27	13,628.78	22,260.97	513,233.95	236,296.95	40,082.00		119,317.51	
Materials and supplies, construction	128,332.22					118.65						458.38		175.42		341.20		1,314.63	791.10			215.44	
Mental and hospital services																							
Miscellaneous expenses		159.92	10.00	136.50		107.14	5.50	51.97	70.30	200.86	59.39	112.98	162.15	326.25	65.97	13.38	148.00	120.80	185.86	161.49	80.00	70.00	
Postage	697.06				329.64	300.00				11,388.60	1,272.88		7,921.84	750.00	2,275.00	2,275.00	299.34	4,800.00	6,244.48			114.00	
Repairs	73,143.45												359.79	139.55	107.50	9,580.12		4,272.13	12,064.31			772.00	
Repair and maintenance of furnishings, equipment and tools	699.49		2,367.54		231.23	172.88		334.24				1,477.66	662.61	1,262.74				4,403.12	4,206.39			599.45	
Repair and maintenance of radio machines	123.85		216.59		172.61			113.87	121.05	749.66	454.40	307.13	1,466.38	726.74	172.10	1,885.47		1,094.38	3,439.89			143.24	
Salaries	102,434.74	36,507.96	109,227.18	28,767.48	188,662.77	58,960.82		91,771.70	104,023.57	165,247.49	216,796.23	157,067.79	337,733.78	1,526,106.82	55,647.55	1,221,597.84	123,901.17	4,485,249.63	5,241,599.78	33,435.45		487,845.22	
Telephone and telegraph	3,712.97		1,957.42	208.49	825.50	231.22		1,106.31	1,299.68		2,842.92	1,373.92	950.31	1,002.61	1,988.85	6,316.97	393.99	6,802.89	7,964.81	742.09		169.49	
Transportation	7,281.70		38,319.55															839.35	5,304.40			3,903.90	
Traveling expenses of other than public servants	5,932.65		1,970.82	264.21				1,799.44							1,522.00	172.02		1,219.84					
Traveling expenses of public servants	15,076.05	1,051.38	136.45	5,083.55	1,350.31	3,230.23		3,086.34	11,312.32	124.37	19,807.75	10,490.48	12,746.31	655.40	9,004.69	35,961.34	12,924.76	14,744.81	1,221.89	6,556.22		488.46	
Utilities	5,165.75											300.00			130.85	328.75							
Wages	4,064.90																						
TOTAL: Income Account	\$ 879,884.95	\$ 37,846.57	\$ 1,825,786.06	\$ 169,910.00	\$ 373,542.30	\$ 73,391.74	\$ 3,377.26	\$ 3,575,583.55	\$ 374,967.92	\$ 204,521.00	\$ 292,384.22	\$ 194,634.02	\$ 446,847.20	\$ 1,794,972.15	\$ 276,982.01	\$ 1,356,004.27	\$ 409,495.56	\$ 5,366,562.37	\$ 6,654,000.22	\$ 167,301.72	\$ 44,800.21	\$ 770,603.93	\$ 625,484.50

	2571 Centre for Care for Mentally Handicapped	2572 Developmentally Handicapped	2573 Community Service Workers for the Handicapped	2575 Alberta School Hospital, Red Deer	2576 Rehabilitation Agency Grants	2577 Deerhome, Red Deer	2580 Opportunity Corps	S.W. 29, 1972-73 Medicine Hat Community Resource Centre	S.W. 44, 1972-73 Community Residential Care Unit for Emotionally Disturbed and Retarded Children	Totals
2.05	\$	\$	\$	\$	\$	\$	\$	\$	\$	\$
	1,200.00			6,790.17		3,080.00	2,053.46			6,518.30
	350.64			9,654.06		3,585.74	43,714.11			21,397.24
				138.10			380.45			92,148.06
	529.55			2,987.90			135.00			149,520.24
	127,401.13			21,581.63			2,162.94			19,543.88
	269.00			957.08			15,270.63			716,853.05
	15,668.90			22,037.43			488.41			42,963.25
		625,484.50			132,544.00		20,787.56			4,195,868.45
				302.53			6,034.72			56,449.92
				636.00		1,275.00		63,000.00	26,682.00	303,417.11
						271.91				77,028,282.92
										215,245.77
										4,757.75
										1,336.00
	119,317.51			610,231.63		816,299.50	1,785.80			9,613,842.39
	215.44			1,854.24		331.24	7,854.83			9,260,299.45
										144,683.49
	70.00			113.49		54.45	69.56			343,976.00
	114.00			2,807.89		2,251.25	324.86			4,789.81
	772.00		105.00	7,434.65		1,521.25	28,114.89			171,622.03
										232,556.44
	599.45			2,949.57		6,087.60	2,602.95			41,785.20
	143.24			1,396.77		903.24				39,302.99
4.45	487,845.22		29,040.86	3,807,280.68		4,434,427.14	56,992.71			37,495,746.19
1.09	169.49			2,290.79		1,420.21	1,961.00			178,052.40
	3,903.90			339.80		293.50				597,020.46
							232.70			26,548.68
0.22	488.46		5,138.73	4,921.12		6,055.84	19,782.63			791,564.82
				192.33			3,012.79			17,188.78
0.40	11,546.00		209.10	2,312.00		7,480.00	272,412.07			7,394.56
										1,492,174.82
0.21	\$ 770,603.93	\$ 625,484.50	\$ 34,493.69	\$ 4,509,209.86	\$ 132,544.00	\$ 5,324,182.41	\$ 454,798.78	\$ 63,000.00	\$ 26,682.00	\$143,312,850.45



STATEMENT No. 172

## GOVERNMENT OF THE PROVINCE OF ALBERTA

## HEALTH AND SOCIAL DEVELOPMENT DEPARTMENT

## CASH COLLECTED ON INCOME ACCOUNT

FOR THE YEAR ENDED MARCH 31, 1973

## INCOME ACCOUNT

	Actual	Estimates	In Excess of Estimates	Less than Estimates
	\$	\$	\$	\$
Cemetery licenses .....	435.00	800.00		365.00
Centre for care of mentally handicapped, patient maintenance .....	3,439.00		3,439.00	
Change of Name Act .....	14,954.00	10,000.00	4,954.00	
Establishment registration .....	4,904.69	3,550.00	1,354.69	
Government of Canada:				
Canada assistance plan, shareable claims .....	95,556.86	360,000.00		264,443.14
Child and maternal health .....	31,039.48		31,039.48	
Division of mental health:				
Rehabilitation of disabled persons .....		75,000.00		75,000.00
Family planning .....	946.67		946.67	
Health services extension program .....		552,000.00		552,000.00
Laboratory and x-ray school .....	20,900.29		20,900.29	
Medical rehabilitation services and crippled children .....	665.10		665.10	
Mental health .....	241,085.25		241,085.25	
Professional training .....	180,974.30		180,974.30	
Public health research grant .....	178,538.84	23,000.00	155,538.84	
Tuberculosis control .....	12,669.08		12,669.08	
Hospitals:				
Alberta hospital, Edmonton:				
Patients' maintenance charges .....	566,900.84	530,000.00	36,900.84	
Services and supplies to staff .....	28,571.25	36,000.00		7,428.75
Miscellaneous .....	134.00		134.00	
Alberta hospital, Ponoka:				
Patients' maintenance charges .....	386,530.80	350,000.00	36,530.80	
Services and supplies to staff .....	63,234.43	50,000.00	13,234.43	
Miscellaneous .....	8,490.92		8,490.92	
Miscellaneous charges to patients .....	764.93		764.93	
Alberta School Hospital, Calgary:				
Patients' maintenance charges .....		7,700.00		7,700.00
Alberta School Hospital, Edmonton:				
Patients' maintenance charges .....		7,700.00		7,700.00
Alberta school hospital, Red Deer:				
Patients' maintenance charges .....	129,103.57	200,000.00		70,896.43
Services and supplies to staff .....	71,921.59	135,000.00		63,078.41
Miscellaneous .....	14,235.45	5,000.00	9,235.45	
Deerhome, Red Deer:				
Patients' maintenance charges .....	251,539.42	150,000.00	101,539.42	
Sale of supplies .....		7,500.00		7,500.00
Services and supplies to staff .....	57,071.22	42,000.00	15,071.22	
Miscellaneous .....	7,886.57	1,000.00	6,886.57	
Linden House:				
Patients' maintenance .....	234.00		234.00	
Sanatorium, Baker Memorial, Calgary:				
Patients' maintenance charges .....	268,390.90	711,500.00		443,109.10
Services and supplies to staff .....	41,055.75	50,000.00		8,944.25
Miscellaneous .....	1,980.84	2,000.00		19.16
Industrial radiological technician licenses .....	2,350.00		2,350.00	
Maintenance charges, emotionally disturbed children .....		5,000.00		5,000.00
Marriage Act .....	85,569.00	76,000.00	9,569.00	
Miscellaneous .....	547,122.29	6,700.00	540,422.29	
Municipal nursing services, agreements .....	48,470.11	134,000.00		85,529.89
Municipal nursing services .....	46,053.99		46,053.99	
Nursing Aides Act .....	29,557.64	26,600.00	2,957.64	
Pre-marital blood tests .....	20,938.00	20,000.00	938.00	
Provincial Laboratory reimbursement .....	221,545.23		221,545.23	

(Continued on Page 300)



STATEMENT No. 172—Continued  
INCOME ACCOUNT—Continued

	Actual	Estimates	In Excess of Estimates	Less than Estimates
Reimbursement of salaries and expenses:				
Mental Health .....	21,171.46		21,171.46	
Sale of nursing aide supplies .....	1,402.15	1,200.00	202.15	
Sharing of medical salaries .....	2,011,697.00	2,000,000.00	11,697.00	
Training of nursing aides:				
Department of Indian Affairs and Northern Development .....	764.90	1,000.00		235.10
Tuberculosis control, miscellaneous .....	1,503.58		1,503.58	
Vital Statistics Act (less commissions) .....	230,965.03	220,000.00	10,965.03	
TOTAL: Health General .....	\$ 5,953,265.42	\$ 5,800,250.00	\$ 153,015.42 (Net)	
Blind persons' allowances:				
Government of Canada .....	\$ 143,210.97	\$ 148,500.00	\$ .....	\$ 5,289.03
Provinces .....	3,633.42	4,800.00		1,166.58
Child Welfare Act, reimbursements .....	1,143,873.76	880,000.00	263,873.76	
Disabled persons' allowances:				
Government of Canada:				
Pensions .....	635,096.40	625,000.00	10,096.40	
Provinces .....	18,062.50	21,000.00		2,937.50
Government of Canada re:				
Canada assistance plan .....	50,557,489.01	53,860,000.00		3,302,510.99
Unemployment assistance agreement .....	42,678.17	64,500.00		21,821.83
Welfare grants .....	15,000.00	1,000.00	14,000.00	
Homes and hostels:				
Belmont hostel:				
Services and supplies to staff .....	245.00		245.00	
Claresholm centre:				
Patients' maintenance charges .....	242,974.09	210,000.00	32,974.09	
Services and supplies to staff .....	50,187.01	26,000.00	24,187.01	
Miscellaneous .....	63.45		63.45	
Edmonton diagnostic centre:				
Residents' maintenance .....	94,920.97	19,000.00	75,920.97	
Gunn welfare centre:				
Residents' maintenance .....	40,427.00	24,000.00	16,427.00	
Services and supplies to staff .....	910.00	1,200.00		290.00
Halfway house:				
Services and supplies to staff .....		840.00		840.00
Hilltop house:				
Residents' maintenance .....	1,235.00		1,235.00	
Services and supplies to staff .....	711.00	600.00	111.00	
Provincial Hostel:				
Residents' maintenance .....	2,596.51		2,596.51	
Raymond home:				
Patients' maintenance charges .....	48,884.93	36,000.00	12,884.93	
Miscellaneous .....	25.15		25.15	
Services and supplies to staff .....	510.65		510.65	
Rosecrest home:				
Residents' maintenance .....	37,392.59	7,500.00	29,892.59	
Rosehaven, Camrose:				
Patients' maintenance charges .....	332,658.13	258,700.00	73,958.13	
Services and supplies to staff .....	1,975.50	4,000.00		2,024.50
Miscellaneous .....	423.30	200.00	223.30	
Sifton house:				
Residents' maintenance .....	17,011.94	8,300.00	8,711.94	
Single men's hostel, Calgary:				
Residents' maintenance .....	155.13	1,800.00		1,644.87
Services and supplies to staff .....	268.65		268.65	
Single men's hostel, Edmonton:				
Residents' maintenance .....		1,200.00		1,200.00
Services and supplies to staff .....	129.00		129.00	
Sprucediff Centre, Calgary:				
Residents' maintenance .....	11,428.92	18,000.00		6,571.08
Woodside home:				
Residents' maintenance .....	16,122.90	16,000.00	122.90	
Services and supplies to staff .....	1,715.00	2,100.00		385.00

(Continued on Page 301)



STATEMENT No. 172—Continued  
 INCOME ACCOUNT—Continued

	Actual	Estimates	In Excess of Estimates	Less than Estimates
Youngstown home:				
Residents' maintenance .....	18,596.50	15,000.00	3,596.50	.....
Services and supplies to staff .....	761.25	1,200.00	.....	438.75
Youth development centre, Edmonton:				
Residents' maintenance .....	169,042.69	95,000.00	74,042.69	.....
Youth group homes:				
Residents' maintenance .....	6,946.47	.....	6,946.47	.....
Metis Rehabilitation:				
Miscellaneous .....	.....	7,000.00	.....	7,000.00
Miscellaneous .....	.....	1,000.00	.....	1,000.00
Public assistance, reimbursements .....	254,409.86	390,000.00	.....	135,590.14
Supplementary allowances:				
Reimbursement by other provinces:				
Disabled persons' allowances .....	939.75	240.00	699.75	.....
TOTAL: Social Development .....	\$ 53,912,712.57	\$ 56,749,680.00	.....	\$ 2,836,967.43
TOTAL: Income Account .....	\$ 59,865,977.99	\$ 62,549,930.00	.....	\$ 2,683,952.01 (Net)

Certified correct,  
 DOUGLAS W. ROGERS, C.A.  
*Deputy Provincial Auditor.*

GOVERNMENT OF THE PROVINCE OF ALBERTA  
FACILITIES FOR MENTAL SERVICES UNDER THE MENTAL HEALTH ACT  
STATEMENT OF REVENUE AND EXPENDITURE  
FOR THE YEAR ENDED MARCH 31, 1973  
(with comparative figures)

	Alberta Hospital, Edmonton		Alberta Hospital, Ponoka		Linden House, Alberta School Hospital, Red Deer	
	1973	1972	Amount	1972	1973	1972
REVENUE						
Patients' maintenance charges .....	\$ 778,421.67	\$ 882,885.00	\$ 3.07	\$ 3.00	\$ 2,291.22	\$ 11,837.15
Less: Increase in uncollected maintenance charges .....	210,970.83	251,188.97	.83	.85	2,057.22	11,089.15
	\$ 567,450.84	\$ 631,696.03	\$ 2.24	\$ 2.15	\$ 234.00	\$ 748.00
Government of Canada grants .....	567,450.84	641,696.03	2.24	.03		
	\$ 319,934.44	\$ 308,060.55	\$ 1.27	\$ 1.05	\$ 4,181.99	\$ 3,667.30
EXPENDITURE						
Administration .....	768,370.54	891,626.97	3.03	3.03	40,082.00	40,565.00
Charges for maintenance by Alberta School Hospital .....	394,148.29	384,975.56	1.31	1.31	12,883.40	12,883.40
Dietary services .....	189,797.86	226,706.25	.72	.72	92,115.99	90,692.80
Laundry and linen service .....	4,399,454.97	4,433,503.25	17.34	15.66	3,442.97	3,442.97
Medical services .....	311,616.51	226,706.25	1.33	.95	138.12	264.65
Nursing education .....	46,454.24	36,159.11	.18	.13		
Patient services .....	1,063,809.64	972,884.42	4.19	3.31	22,372.65	22,372.65
Pharmaceuticals and maintenance .....	226,866.44	175,918.81	.89	.60	30,567.55	5.34
Therapy services .....	\$7,720,433.03	\$7,701,340.36	\$30.43	\$26.17	\$ 167,089.65	\$ 173,888.77
Total expenditure .....	\$7,720,433.03	\$7,701,340.36	\$30.43	\$26.17	\$ 167,089.65	\$ 173,888.77
Cash collected .....	567,450.84	641,696.03	2.24	2.18	234.00	748.00
Net cost to Province .....	\$7,152,982.19	\$7,059,644.33	\$28.19	\$23.99	\$ 166,855.65	\$ 173,140.77
						\$ 29.14

The accompanying notes are part of this financial statement.

### AUDITOR'S REPORT

Edmonton, Alberta, July 13, 1973

I have examined the Statement of Revenue and Expenditure of the Facilities for Mental Services under The Mental Health Act for the year ended March 31, 1973. My examination included a general review of the accounting procedures and such tests of accounting records and other supporting evidence as I considered necessary in the circumstances.

In my opinion this statement presents fairly the results of operations of the Facilities for the year ended March 31, 1973 in accordance with generally accepted accounting principles applied on a basis consistent with that of the preceding year.

DOUGLAS W. ROGERS, C.A.  
Deputy Provincial Auditor.

## GOVERNMENT OF THE PROVINCE OF ALBERTA

FACILITIES FOR MENTAL SERVICES UNDER THE MENTAL HEALTH ACT  
NOTES TO THE FINANCIAL STATEMENT

MARCH 31, 1973

## NOTE 1 Authority

These facilities are operating under authority of The Mental Health Act, Chapter 118, Statutes of Alberta 1972.

## NOTE 2 Retroactive Salary Increases

This financial statement does not reflect the applicable portions of the general salary increase authorized by Order-in-Council 691/73, dated May 8, 1973 which was retroactive to January 1, 1973.

## NOTE 3 Comparative Figures

For comparative purposes the 1972 figures have been restated where necessary to conform to the 1973 presentation.

GOVERNMENT OF THE PROVINCE OF ALBERTA  
FACILITIES FOR HANDICAPPED PERSONS UNDER THE MENTAL  
HEALTH ACT

STATEMENT OF REVENUE AND EXPENDITURE

FOR THE YEAR ENDED MARCH 31, 1973

(with comparative figures)

	Deerhome, Red Deer		Alberta School Hospital, Red Deer		Centre for Care of Mentally Handicapped, Edmonton	
	Amount	Cost Per Patient Day	Amount	Cost Per Patient Day	Amount	Cost Per Patient Day
	1973	1972	1973	1972	1973	1972
<b>REVENUE</b>						
Patients' maintenance charges	\$1,431,748.47	\$1,101,459.00	\$ 246,338.43	\$ 779,743.15	\$ 39,977.16	\$ 1,448
Less: Increase in uncollected maintenance charges	1,181,049.45	812,507.27	157,384.24	580,267.33	36,538.16	1,35
	\$ 250,699.02	\$ 289,151.73	\$ 88,954.19	\$ 199,475.82	\$ 3,439.00	\$ -13
Charges to Linden House for maintenance of patients	.....	10,000.00	40,082.00	40,565.00	.....	.....
Government of Canada grants	\$ 250,699.02	\$ 299,151.73	\$ 129,036.19	\$ 250,040.82	\$ 3,439.00	\$ -13
	\$ 170,671.08	\$ 159,626.04	\$ 36	\$ 34	\$ 38,446.46	\$ 1.42
<b>EXPENDITURE</b>						
Administration	913,417.76	821,909.73	853,036.32	229,793.72	619,968.00	1,79
Charges for maintenance by Baker Memorial Sanatorium	.....	.....	.....	.....	20,880.43	2.31
Dietary Services	222,171.61	215,440.19	318,522.82	280,593.74	74,346.74	2.75
Farm operations, net	127,008.30	206,138.30	373,987.44	387,269.84	86,524.07	3.20
Housekeeping	3,197,009.39	3,041,186.20	2,162,864.25	2,068,132.27	439,659.88	16.25
Laundry and linen service	.....	.....	119,808.72	160,828.93	.....	.....
Medical service	52,289.77	48,223.25	23,943.59	24,924.04	5,974.28	.22
Nursing education	638,717.95	627,501.34	642,767.36	525,829.63	76,788.96	2.85
Patient services	278,274.36	248,437.60	309,282.60	283,044.10	.....	.....
Plant operations and maintenance	.....	.....	.....	.....	.....	.....
Therapy services	.....	.....	.....	.....	.....	.....
	\$5,849,630.90	\$5,528,462.65	\$12.40	\$11.84	\$5,403,701.24	\$30.62
Total expenditure	\$5,849,630.90	\$5,528,462.65	\$12.40	\$11.84	\$5,403,701.24	\$30.62
Cash collected	250,699.02	299,151.73	129,036.19	250,040.82	3,439.00	-13
Net cost to the Province	\$5,598,931.88	\$5,229,310.92	\$11.87	\$11.20	\$824,787.50	\$30.49

The accompanying notes are part of this financial statement.

### AUDITOR'S REPORT

Edmonton, Alberta, July 20, 1973

I have examined the Statement of Revenue and Expenditure of the Facilities for Handicapped Persons under The Mental Health Act for the year ended March 31, 1973. My examination included a general review of the accounting procedures and such tests of accounting records and other supporting evidence as I considered necessary in the circumstances.

In my opinion this statement presents fairly the results of operations of the Facilities for the year ended March 31, 1973 in accordance with generally accepted accounting principles applied on a basis consistent with that of the preceding year.

DOUGLAS W. ROGERS, C.A.

Deputy Provincial Auditor.

GOVERNMENT OF THE PROVINCE OF ALBERTA  
FACILITIES FOR HANDICAPPED PERSONS UNDER THE MENTAL  
HEALTH ACT

NOTES TO THE FINANCIAL STATEMENT

MARCH 31, 1973

NOTE 1 Authority

Deerhome, Red Deer and the Alberta School Hospital, Red Deer are operated under authority of The Mental Health Act, Chapter 118, Statutes of Alberta 1972. As at March 31, 1973, the facility known as the Centre for Care of Mentally Handicapped had not been formally designated as a facility under the provisions of The Mental Health Act.

NOTE 2 Retroactive Salary Increases

This financial statement does not reflect the applicable portions of the general salary increase authorized by Order-in-Council 691/73, dated May 8, 1973 which was retroactive to January 1, 1973.

NOTE 3 Comparative Figures

For comparative purposes the 1972 figures have been restated where necessary to conform to 1973 presentation.

STATEMENT No. 175

GOVERNMENT OF THE PROVINCE OF ALBERTA  
HOMES UNDER THE WELFARE HOMES ACT  
(formerly Hospitals under The Mental Health Act)

## STATEMENT OF REVENUE AND EXPENDITURE

FOR THE YEAR ENDED MARCH 31, 1973

(with comparative figures)

	Clareholm Care Centre				Rosehaven, Camrose				Raymond Home			
	1973	1972	Amount	Cost Per Patient Day	1973	1972	Amount	Cost Per Patient Day	1973	1972	Amount	Cost Per Patient Day
REVENUE												
Patients' maintenance charges	\$ 389,978.30	\$ 300,627.75	\$ 2.94	\$ 2.13	\$ 358,290.85	\$ 254,824.00	\$ 2.89	\$ 2.06	\$ 71,877.60	\$ 56,361.30	\$ 2.99	\$ 2.18
Less: Increase in uncollected maintenance charges	147,004.21	(10,179.14)	1.11	(.07)	25,632.72	1,609.99	.21	.01	22,992.67	(24,633.71)	.96	(.95)
	\$ 242,974.09	\$ 310,806.89	\$ 1.83	\$ 2.20	\$ 332,658.13	\$ 253,214.01	\$ 2.68	\$ 2.05	\$ 48,884.93	\$ 80,995.01	\$ 2.03	\$ 3.13
EXPENDITURE												
Administration	\$ 86,995.29	\$ 76,489.11	\$ .66	\$ .54	\$ 83,219.28	\$ 85,582.03	\$ .67	\$ .69	\$ 23,786.13	\$ 21,371.25	\$ .99	\$ .83
Dietary services	364,365.03	354,505.04	2.75	2.51	277,635.29	259,255.85	2.24	2.10	53,872.61	51,114.30	2.24	1.98
Housekeeping	92,148.14	83,570.71	.70	.59	118,958.48	113,178.03	.96	.92	11,390.24	10,952.50	.47	.42
Laundry and linen service	98,754.98	97,415.61	.74	.69	134,242.62	127,961.70	1.08	1.03	13,099.01	13,616.12	.59	.55
Medical services	879,691.19	869,792.78	6.64	6.16	1,100,032.55	1,032,013.12	8.86	8.34	127,126.81	122,811.77	5.29	4.75
Patient services	14,657.02	15,492.46	.11	.11	4,906.72	4,900.60	.04	.04	1,728.85	1,999.17	.07	.08
Plant operation and maintenance	302,872.01	298,283.24	2.29	2.11	333,341.24	291,908.52	2.68	2.36	105,602.05	99,074.33	4.39	3.83
Therapy services	81,001.63	63,374.87	.61	.45	30,942.35	26,236.05	.25	.21	6,027.21	5,655.80	.25	.22
	\$1,920,485.29	\$1,858,923.82	\$14.50	\$13.16	\$2,083,278.53	\$1,941,037.90	\$16.78	\$15.69	\$ 342,627.51	\$ 326,551.28	\$14.25	\$12.64
Total expenditure	\$1,920,485.29	\$1,858,923.82	\$14.50	\$13.16	\$2,083,278.53	\$1,941,037.90	\$16.78	\$15.69	\$ 342,627.51	\$ 326,551.28	\$14.25	\$12.64
Cash collected	242,974.09	310,806.89	1.83	2.20	332,658.13	253,214.01	2.68	2.05	48,884.93	80,995.01	2.03	3.15
Net cost to the Province	\$1,677,511.20	\$1,548,116.93	\$12.67	\$10.96	\$1,750,620.40	\$1,687,823.89	\$14.10	\$13.64	\$ 293,742.58	\$ 245,556.27	\$12.22	\$ 9.51



GOVERNMENT OF THE PROVINCE OF ALBERTA  
HOMES UNDER THE WELFARE HOMES ACT  
(formerly Hospitals under The Mental Health Act)  
NOTES TO THE FINANCIAL STATEMENT

MARCH 31, 1973

NOTE 1 Authority

The above homes are licensed under the Welfare Homes Act, Chapter 390, R.S.A. 1970.

NOTE 2 Retroactive Salary Increases

This financial statement does not reflect the applicable portions of the general salary increase authorized by Order-in-Council 691/73, dated May 8, 1973 which was retroactive to January 1, 1973.

NOTE 3 Comparative Figures

For comparative purposes the 1972 figures have been restated where necessary to conform to 1973 presentation.

GOVERNMENT OF THE PROVINCE OF ALBERTA  
BAKER MEMORIAL SANATORIUM  
STATEMENT OF REVENUE AND EXPENDITURE  
FOR THE YEAR ENDED MARCH 31, 1973  
(with comparative figures)

REVENUE

	Amount		Cost Per Patient Day	
	1973	1972	1973	1972
Patient's maintenance charges collected .....	\$ 214,558.90	\$ 118,472.00	\$ 3.28	\$ 1.80
Charges to Alberta School Hospital, Red Deer for maintenance of children, collected (Note 2) .....	53,832.00	617,736.00	.82	9.40
	<u>\$ 268,390.90</u>	<u>\$ 736,208.00</u>	<u>\$ 4.10</u>	<u>\$11.20</u>

EXPENDITURE

Administration .....	\$ 142,535.54	\$ 151,809.05	\$ 2.18	\$ 2.31
Dietary services .....	255,854.24	235,817.16	3.91	3.59
Housekeeping .....	171,817.07	158,684.32	2.62	2.41
Laundry and linen service .....	122,659.94	111,701.24	1.87	1.70
Medical services .....	1,045,333.69	933,645.29	15.95	14.20
Patient services .....	430.00	215.00	.....	.....
Plant operation and maintenance .....	330,716.20	305,344.52	5.05	4.65
Therapy services .....	13,244.90	9,864.80	.20	.15
	<u>\$2,082,591.58</u>	<u>\$1,907,081.38</u>	<u>\$31.78</u>	<u>\$29.01</u>
Total expenditure .....	\$2,082,591.58	\$1,907,081.38	\$31.78	\$29.01
Cash collected .....	268,390.90	736,208.00	4.10	11.20
Net cost to the Province .....	<u>\$1,814,200.68</u>	<u>\$1,170,873.38</u>	<u>\$27.68</u>	<u>\$17.81</u>

The accompanying notes are part of this financial statement.

AUDITOR'S REPORT

Edmonton, Alberta, August 8, 1973

I have examined the Statement of Revenue and Expenditure of the Baker Memorial Sanatorium for the year ended March 31, 1973. My examination included a general review of the accounting procedures and such tests of accounting records and other supporting evidence as I considered necessary in the circumstances.

In my opinion this statement presents fairly the results of operations of the Baker Memorial Sanatorium for the year ended March 31, 1973 in accordance with generally accepted accounting principles applied on a basis consistent with that of the preceding year.

DOUGLAS W. ROGERS, C.A.

*Deputy Provincial Auditor.*

GOVERNMENT OF THE PROVINCE OF ALBERTA  
BAKER MEMORIAL SANATORIUM  
NOTES TO THE FINANCIAL STATEMENT

MARCH 31, 1973

NOTE 1 Authority

Baker Memorial Sanatorium is operating under authority of The Tuberculosis Act, Chapter 374, R.S.A. 1970. The majority of patients however, are admitted to the Sanatorium under The Mental Health Act, Chapter 118, Statutes of Alberta 1972.

NOTE 2 Charges to Alberta School Hospital

The policy of charging the Alberta School Hospital, Red Deer for maintenance of handicapped children was discontinued effective March 31, 1972. The amount of \$53,832.00 shown in the statement represents collections for March 1972 received in 1973.

NOTE 3 Retroactive Salary Increases

This financial statement does not reflect the applicable portions of the general salary increase authorized by Order-in-Council 691/73, dated May 8, 1973 which was retroactive to January 1, 1973.

STATEMENT No. 177

## GOVERNMENT OF THE PROVINCE OF ALBERTA

## ALBERTA CHILDREN'S PROVINCIAL GENERAL HOSPITAL

## BALANCE SHEET

AS AT DECEMBER 31, 1972

## ASSETS

<b>Current:</b>		
Cash on hand .....	\$	302.94
Accounts receivable (Note 2) .....		164,669.80
Inventories, at cost (Note 3) .....		36,736.20
Prepaid expenses .....		56.50
	\$	<u>201,765.44</u>
<b>Investments:</b>		
6% Huron and Erie debenture, due March 1, 1975 .....	\$	120,000.00
Accrued interest, due March 1, 1975 .....		6,625.00
		<u>126,625.00</u>
<b>Capital: (Notes 4 and 5)</b>		
Buildings, at cost .....	\$	1,708,054.42
Furniture and equipment, at cost .....		412,610.31
Land improvements, at cost .....		24,831.26
		<u>2,145,495.99</u>
<b>Trust:</b>		
Cash on hand .....	\$	50.00
Due from operating funds .....		6,345.99
		<u>6,395.99</u>
	\$	<u><u>2,480,282.42</u></u>

## LIABILITIES

<b>Current:</b>		
Bank overdraft, net .....	\$	131,190.10
Accrued salaries and wages payable .....		51,974.31
Accounts payable .....		22,121.81
Deferred income (Note 6) .....		116,208.00
Due to trust funds .....		6,345.99
Revenue surplus, Statement No. 178 .....		550.23
	\$	<u>328,390.44</u>
<b>Capital:</b>		
Capital surplus, Statement No. 179 .....	\$	304,790.99
Long term debt (Note 7) .....		1,840,705.00
		<u>2,145,495.99</u>
<b>Trust:</b>		
Children's special services fund .....	\$	5,448.80
General trust .....		867.90
Margaret Andrew Memorial Library .....		79.29
		<u>6,395.99</u>
	\$	<u><u>2,480,282.42</u></u>

The accompanying notes are part of these financial statements.

## AUDITOR'S REPORT

Edmonton, Alberta, May 15, 1973.

I have examined the Balance Sheet of the Alberta Children's Provincial General Hospital as at December 31, 1972, and the Statements of Revenue Surplus, Capital Surplus and Revenue and Expenditure for the nine months then ended. My examination included a general review of the accounting procedures and such tests of accounting records and other supporting evidence as I considered necessary in the circumstances.

In my opinion these financial statements present fairly the financial position of the Hospital as at December 31, 1972, and the results of its operations for the nine months then ended, in accordance with generally accepted accounting principles.

DOUGLAS W. ROGERS, C.A.  
Deputy Provincial Auditor.

STATEMENT No. 178

GOVERNMENT OF THE PROVINCE OF ALBERTA  
ALBERTA CHILDREN'S PROVINCIAL GENERAL HOSPITAL  
STATEMENT OF REVENUE SURPLUS  
FOR THE NINE MONTHS ENDED DECEMBER 31, 1972

Surplus for the nine months ended December 31, 1972 .....	\$	6,449.41
Deduct: Adjustment relating to the purchase of the net assets of the Alberta Children's Hospital .....		5,899.18
Balance as at December 31, 1972 .....	\$	<u>550.23</u>

STATEMENT No. 179

GOVERNMENT OF THE PROVINCE OF ALBERTA  
ALBERTA CHILDREN'S PROVINCIAL GENERAL HOSPITAL  
STATEMENT OF CAPITAL SURPLUS  
FOR THE NINE MONTHS ENDED DECEMBER 31, 1972

Assets provided from Hospitalization Benefits Plan .....	\$	434,225.27
Assets provided from donations .....		1,656.13
Deduct: Assets written off .....	\$	<u>435,881.40</u>
Balance as at December 31, 1972 .....	\$	<u>131,090.41</u>
		<u>304,790.99</u>

STATEMENT No. 180

## GOVERNMENT OF THE PROVINCE OF ALBERTA

## ALBERTA CHILDREN'S PROVINCIAL GENERAL HOSPITAL

## STATEMENT OF REVENUE AND EXPENDITURE

FOR THE NINE MONTHS ENDED DECEMBER 31, 1972

## REVENUE

## Contributions under the Hospitalization Benefits Plan:

Basic operating payments .....	\$ 915,642.00
Organized out-patient .....	175,161.75
Cerebral Palsy Clinic, special payment .....	96,667.61
Equipment .....	19,971.89

---

\$ 1,207,443.25

General services, including wards and rooms .....

20,143.00

Special services and service departments, Statement No. 181 .....

51,491.26

Interest income, net .....

5,307.08

Donations .....

2,528.20

Miscellaneous .....

4,608.93

---

\$ 1,291,521.72

---

## EXPENDITURE

Salaries, wages and fees, Statement No. 182 .....

\$ 931,751.31

Supplies and direct expenses, Statement No. 183 .....

221,351.09

Capital assets, Cerebral Palsy Clinic .....

96,667.61

Equipment and land improvements .....

35,302.30

---

\$ 1,285,072.31

---

Surplus for the nine months ended December 31, 1972 .....

---

\$ 6,449.41

---

STATEMENT No. 181

## GOVERNMENT OF THE PROVINCE OF ALBERTA

## ALBERTA CHILDREN'S PROVINCIAL GENERAL HOSPITAL

## STATEMENT OF SPECIAL SERVICES AND SERVICE DEPARTMENTS REVENUE

FOR THE NINE MONTHS ENDED DECEMBER 31, 1972

Brace shop .....	\$ 36,782.71
Dietary .....	12,675.70
Organized out-patient .....	1,054.75
Laundry .....	978.10
	<hr/>
	\$ 51,491.26 <hr/>

GOVERNMENT OF THE PROVINCE OF ALBERTA  
ALBERTA CHILDREN'S PROVINCIAL GENERAL HOSPITAL  
STATEMENT OF SALARIES, WAGES AND FEES  
FOR THE NINE MONTHS ENDED DECEMBER 31, 1972

Administration .....	\$ 72,959.94
General services, including wards and rooms .....	409,189.95
Special services:	
Speech therapy .....	66,256.58
Physiotherapy .....	43,266.98
Operating room .....	42,697.76
Occupational therapy .....	24,223.70
Pre-school program .....	22,783.07
Brace shop .....	21,857.08
Social services .....	19,157.06
Laboratory .....	11,940.71
Orthoptics .....	11,441.85
Medical records .....	9,332.30
Radiology .....	8,686.03
Cerebral Palsy clinic .....	4,050.00
Pharmacy .....	3,048.05
Medical interns .....	2,541.82
Juvenile amputee clinic .....	447.79
Advisory committee for the multiple handicapped .....	4,258.00
Service departments:	
Dietary .....	59,392.05
Housekeeping .....	41,229.53
Laundry .....	21,283.49
Linen .....	5,412.40
Plant operation and maintenance .....	26,295.17
	<u>\$ 931,751.31</u>



STATEMENT No. 183

GOVERNMENT OF THE PROVINCE OF ALBERTA

## ALBERTA CHILDREN'S PROVINCIAL GENERAL HOSPITAL

## STATEMENT OF SUPPLIES AND DIRECT EXPENSES

FOR THE NINE MONTHS ENDED DECEMBER 31, 1972

Administration, Statement No. 184 .....	\$ 65,862.35
General services, including wards and rooms .....	16,030.38
Special services:	
Operating room .....	23,367.18
Laboratory .....	12,083.85
Brace shop .....	9,233.64
Radiology .....	8,820.83
Speech therapy .....	1,679.37
Physiotherapy .....	1,491.91
Cerebral Palsy clinic .....	976.60
Medical records .....	661.48
Occupational therapy .....	653.26
Orthoptics .....	364.81
Pharmacy .....	91.14
Pre-school program .....	74.27
Social services .....	21.76
Advisory committee for the multiple handicapped .....	3,619.65
Service departments:	
Dietary .....	36,074.86
Linen .....	6,165.54
Housekeeping .....	3,487.45
Laundry .....	1,636.96
Motor service .....	404.91
Plant operation, Statement No. 184 .....	28,548.89
	<hr/>
	\$ 221,351.09

GOVERNMENT OF THE PROVINCE OF ALBERTA  
ALBERTA CHILDREN'S PROVINCIAL GENERAL HOSPITAL  
STATEMENT OF ADMINISTRATION AND PLANT OPERATION,  
SUPPLIES AND DIRECT EXPENSES  
FOR THE NINE MONTHS ENDED DECEMBER 31, 1972

ADMINISTRATION

Pension fund contributions .....	\$	28,172.29
Printing, postage and office supplies .....		7,837.42
Telephone and telegraph .....		5,460.70
Unemployment insurance .....		4,399.23
Travelling .....		3,850.02
Staff medical and hospitalization plan contributions .....		3,279.55
Bad debt expense .....		2,071.90
Workmen's Compensation Board .....		1,876.00
Association fees .....		1,699.76
Staff education .....		1,489.33
Office equipment maintenance .....		1,313.21
Audit fee .....		1,050.00
Indemnity to board members .....		760.00
Staff health services .....		457.74
Consulting fees .....		450.00
Miscellaneous .....		1,695.20
	\$	65,862.35

PLANT OPERATION

Building and equipment maintenance .....	\$	8,121.98
Supplies .....		7,203.74
Electricity .....		5,098.34
Fuel .....		4,284.96
Water .....		2,059.10
Insurance .....		1,318.00
Taxes .....		462.77
	\$	28,548.89

GOVERNMENT OF THE PROVINCE OF ALBERTA  
ALBERTA CHILDREN'S PROVINCIAL GENERAL HOSPITAL  
NOTES TO THE FINANCIAL STATEMENTS

DECEMBER 31, 1972

NOTE 1 The Alberta Children's Provincial General Hospital was established by Order-in-Council 1150/72, effective April 1, 1972 pursuant to Section 3(1) of the Provincial General Hospitals Act, Chapter 286, R.S.A. 1970.

NOTE 2 Accounts receivable consist of the following:

Patients .....		\$	7,567.57
Province of Alberta .....			9,437.70
Hospitalization Benefits Plan:			
In-patient co-insurance and out-patient services .....	\$	35,182.10	
Cerebral Palsy Clinic, special payment .....		96,667.61	
Equipment .....		10,347.29	
			<hr/>
			142,197.00
Miscellaneous .....			5,467.53
			<hr/>
		\$	164,669.80

Accounts receivable under the Hospitalization Benefits Plan are subject to approval and final determination by the Alberta Hospital Services Commission and collection is subject to such approval.

NOTE 3 Inventories of supplies on hand were certified as to quantities and prices by officials of the Hospital.

NOTE 4 Title of the property occupied by the Hospital is still in the name of the Alberta Children's Hospital Society, Calgary.

NOTE 5 No depreciation has been provided on buildings, furniture and equipment. The Hospitalization Benefits Plan provides funds for acquirement and replacement of furniture and equipment and for retirement of debt incurred in the acquirement of capital assets.

NOTE 6 Contributions from the Province of Alberta Hospitalization Benefits Plan were, for the nine months under review, based on an approved budget for operating and capital purposes. Deferred income is comprised of the pro-rata budget payments received in December 1972 in an amount of \$116,208.00 applicable to January 1973.

NOTE 7 Long term debt consists of a 7¾% Alberta Municipal Financing Corporation debenture with principal and interest payable in twenty annual instalments of \$184,005.58 commencing December 15, 1973.

NOTE 8 The Board has assumed responsibility for two legal actions filed against the previous administration prior to April 1, 1972. The claims were filed by a former employee in the amount of \$50,400.00 and by a patient in the amount of \$60,000.00. The latter action, if successful, is covered by insurance.

GOVERNMENT OF THE PROVINCE OF ALBERTA  
FOOTHILLS PROVINCIAL GENERAL HOSPITAL BOARD

BALANCE SHEET AS AT DECEMBER 31, 1972  
(with comparative figures)

ASSETS		1972	1971
Current:			
Cash on hand and in banks	\$	173,795.27	\$ 566,608.17
Short term deposits		3,000,000.00	3,500,000.00
Accounts receivable (Note 1)		641,894.22	338,355.25
Inventories, at cost		347,204.91	342,002.76
Accrued interest receivable		38,583.31	55,580.85
Prepaid expenses		2,123.18	17,592.06
	\$	4,203,600.89	\$ 4,820,139.09
Capital: (Notes 2 and 3)			
Buildings and grounds, at cost, Statement No. 191	\$	24,977,944.28	\$ 23,418,240.73
Furniture and equipment, at cost		6,544,344.23	5,886,823.22
Construction in progress		2,514,518.71	3,796,770.55
	\$	34,036,807.22	\$ 33,101,834.50
Trust:			
Cash in bank	\$	64,968.07	\$ 62,398.45
Short term deposits		790,725.64	498,814.00
Alberta Municipal Financing Corporation debentures, at amortized cost		10,000.00	10,000.00
Accounts receivable		3,830.00	6,144.00
Accrued interest receivable		5,438.03	6,611.11
Due from operating funds		5,219.29	66,778.02
	\$	880,181.03	\$ 650,745.58
	\$	39,120,589.14	\$ 38,572,719.17
LIABILITIES		1972	1971
Current:			
Accounts payable	\$	1,045,975.28	\$ 1,118,461.29
Accrued salaries and wages payable		326,137.88	352,353.04
Contractors' holdbacks payable		1,169.50	55,030.81
Province of Alberta, working capital advance		1,500,000.00	1,500,000.00
Due to trust funds		5,219.29	66,778.02
Revenue surplus, Statement No. 186		1,450,292.93	1,575,258.21
	\$	4,328,794.88	\$ 4,667,881.37
Capital:			
Capital surplus, Statement No. 187	\$	15,784,345.25	\$ 14,239,827.22
Long term debt, Statement No. 190		18,127,267.98	19,014,265.00
	\$	33,911,613.23	\$ 33,254,092.22
Trust:			
Ancillary operations and donations trust, Statement No. 188	\$	361,553.35	\$ 230,187.72
Research reserve		237,862.22	174,221.03
Research and development		112,351.59	108,758.70
Education fund		63,550.06	47,449.57
Group insurance reserve		46,171.41	40,019.79
Students' loan fund		25,596.31	25,005.45
Special research reserve		18,437.75	10,903.51
Maude Riley trust		14,658.34	14,199.82
	\$	880,181.03	\$ 650,745.58
	\$	39,120,589.14	\$ 38,572,719.17

The accompanying notes are part of these financial statements.

STATEMENT No. 185—*Continued*

## AUDITOR'S REPORT

Edmonton, Alberta, March 23, 1973

I have examined the Balance Sheet and the Statement of Long Term Debt of the Foothills Provincial General Hospital Board as at December 31, 1972, and the Statements of Revenue Surplus, Capital Surplus, Ancillary Operations and Donations Trust Account and Revenue and Expenditure with supporting statements for the year then ended. My examination included a general review of the accounting procedures and such tests of accounting records and other supporting evidence as I considered necessary in the circumstances.

Inventories include supplies on hand counted at November 30, 1972, in the amount of \$149,684.94 which have not been adjusted to reflect values at the year end.

In my opinion, subject to the qualification set out above, these financial statements present fairly the financial position of the Board as at December 31, 1972, and the results of its operations for the year then ended, in accordance with generally accepted accounting principles applied on a basis consistent with that of the preceding year.

DOUGLAS W. ROGERS, C.A.

*Deputy Provincial Auditor.*

STATEMENT No. 186

GOVERNMENT OF THE PROVINCE OF ALBERTA  
 FOOTHILLS PROVINCIAL GENERAL HOSPITAL BOARD  
 STATEMENT OF REVENUE SURPLUS  
 FOR THE YEAR ENDED DECEMBER 31, 1972  
 (with comparative figures)

	1972	1971
Balance at beginning of year .....	\$ 1,575,258.21	\$ 1,036,855.29
Add: Surplus (deficit) for the year .....	(124,965.28)	439,235.35
Previous year's adjustments .....		99,167.57
Balance at end of year .....	<u>\$ 1,450,292.93</u>	<u>\$ 1,575,258.21</u>

STATEMENT No. 187

GOVERNMENT OF THE PROVINCE OF ALBERTA  
 FOOTHILLS PROVINCIAL GENERAL HOSPITAL BOARD  
 STATEMENT OF CAPITAL SURPLUS  
 FOR THE YEAR ENDED DECEMBER 31, 1972  
 (with comparative figures)

	1972	1971
Balance at beginning of year .....	\$ 14,239,827.22	\$ 12,833,627.86
Add: Repayment of debenture principal .....	886,997.02	863,372.95
Assets provided from Hospitalization Benefits Plan .....	657,521.01	542,826.41
Balance at end of year .....	<u>\$ 15,784,345.25</u>	<u>\$ 14,239,827.22</u>

STATEMENT No. 188

GOVERNMENT OF THE PROVINCE OF ALBERTA  
 FOOTHILLS PROVINCIAL GENERAL HOSPITAL BOARD  
 STATEMENT OF ANCILLARY OPERATIONS AND DONATIONS  
 TRUST ACCOUNT  
 FOR THE YEAR ENDED DECEMBER 31, 1972  
 (with comparative figures)

	1972	1971
Balance at beginning of year .....	\$ 230,187.72	\$ 109,883.79
Add: Parking revenue, net .....	106,017.61	99,920.52
Television rentals, net .....	19,976.97	18,320.72
Donations .....	6,231.79	3,300.00
Miscellaneous, net .....	(860.74)	(1,237.31)
Balance at end of year .....	<u>\$ 361,553.35</u>	<u>\$ 230,187.72</u>



STATEMENT No. 189

## GOVERNMENT OF THE PROVINCE OF ALBERTA

## FOOTHILLS PROVINCIAL GENERAL HOSPITAL BOARD

## STATEMENT OF REVENUE AND EXPENDITURE

FOR THE YEAR ENDED DECEMBER 31, 1972

(with comparative figures)

## REVENUE

	1972	1971
Contributions under the Hospitalization Benefits Plan:		
Basic operating payments .....	\$ 11,371,140.00	\$ 10,732,759.95
Debt charges .....	2,077,009.66	2,092,913.38
Furniture and equipment .....	307,567.07	195,500.00
Special payments .....	469,980.50	329,073.05
	<hr/>	<hr/>
General services, including wards and rooms .....	\$ 14,225,697.23	\$ 13,350,246.38
Special services and service departments, Statement No. 192 .....	1,395,298.04	990,931.00
Students' perquisites .....	1,965,659.97	1,645,849.16
Students' fees .....	159,213.68	161,841.48
Interest income .....	12,205.00	12,040.00
Miscellaneous .....	243,703.91	193,685.98
	35,837.48	7,286.40
	<hr/>	<hr/>
	\$ 18,037,615.31	\$ 16,361,880.40

## EXPENDITURE

Salaries and wages, Statement No. 193 .....	\$ 10,621,670.18	\$ 8,994,777.90
Supplies and direct expenses, Statement No. 194 .....	4,806,379.74	4,292,127.36
Debt charges:		
Capital .....	886,997.02	863,372.95
Interest .....	1,190,012.64	1,229,540.43
Furniture and equipment .....	657,521.01	542,826.41
	<hr/>	<hr/>
	\$ 18,162,580.59	\$ 15,922,645.05
	<hr/>	<hr/>
Surplus (deficit) for the year .....	\$ (124,965.28)	\$ 439,235.35

GOVERNMENT OF THE PROVINCE OF ALBERTA  
FOOTHILLS PROVINCIAL GENERAL HOSPITAL BOARD  
STATEMENT OF LONG TERM DEBT

AS AT DECEMBER 31, 1972  
(with comparative figures)

Final Maturity Date	Rate of Interest	Call Feature	Currency	Original Debenture Issue	1972 Amount Outstanding	1971 Amount Outstanding
April 1, 1982	5¾%	Callable	Canadian	\$ 1,000,000.00	\$ 636,238.78	\$ 682,422.96
July 1, 1982	5¾	Callable	Canadian	1,000,000.00	636,238.78	682,422.96
September 1, 1982	5¾	Callable	Canadian	1,000,000.00	636,238.78	682,422.96
November 1, 1982	5¾	Callable	Canadian	1,000,000.00	636,238.78	682,422.96
February 1, 1983	5¾	Callable	Canadian	1,000,000.00	682,422.96	726,095.94
October 15, 1983	5¾	Callable	Canadian	1,000,000.00	682,422.96	726,095.94
January 1, 1984	5¾	Callable	Canadian	1,000,000.00	682,422.96	726,095.94
March 1, 1984	5¾	Callable	Canadian	1,000,000.00	726,095.94	767,394.27
June 1, 1984	5¾	Callable	Canadian	1,000,000.00	726,095.94	767,394.27
July 1, 1984	5¾	Callable	Canadian	1,000,000.00	726,095.94	767,394.27
August 1, 1984	5¾	Callable	Canadian	1,000,000.00	726,095.94	767,394.27
September 1, 1984	5¾	Callable	Canadian	1,000,000.00	726,095.94	767,394.27
December 1, 1984	5¾	Callable	Canadian	1,000,000.00	726,095.94	767,394.27
February 1, 1985	5¾	Callable	Canadian	1,000,000.00	767,394.27	806,447.06
June 1, 1985	5¾	Callable	Canadian	1,000,000.00	767,394.27	806,447.06
March 15, 1986	5¾	Callable	Canadian	2,000,000.00	1,612,894.10	1,686,752.82
May 15, 1988	7½	Callable	Canadian	500,000.00	448,355.22	462,698.90
June 15, 1988	7½	Callable	Canadian	500,000.00	448,355.22	462,698.90
July 15, 1988	7½	Callable	Canadian	500,000.00	448,355.22	462,698.90
September 15, 1988	7½	Callable	Canadian	500,000.00	448,355.22	462,698.90
November 15, 1988	7½	Callable	Canadian	500,000.00	448,355.22	462,698.90
February 15, 1989	7½	Callable	Canadian	500,000.00	462,698.90	476,041.86
April 15, 1989	7½	Callable	Canadian	500,000.00	462,698.90	476,041.86
July 1, 1989	7½	Callable	Canadian	500,000.00	462,698.90	476,041.86
July 15, 1989	8	Callable	Canadian	500,000.00	464,529.48	477,273.69
December 15, 1989	8	Callable	Canadian	500,000.00	464,529.48	477,273.69
February 15, 1990	8½	Callable	Canadian	474,000.00	453,571.09	464,201.96
May 15, 1990	8½	Callable	Canadian	501,459.00	479,846.64	491,093.36
May 1, 1991	7¾	Callable	Canadian	550,810.00	538,436.21	550,810.00
					<u>\$ 18,127,267.98</u>	<u>\$ 19,014,265.00</u>

GOVERNMENT OF THE PROVINCE OF ALBERTA  
FOOTHILLS PROVINCIAL GENERAL HOSPITAL BOARD  
STATEMENT OF BUILDINGS AND GROUNDS

AS AT DECEMBER 31, 1972  
(with comparative figures)

	1972	1971
Main hospital	\$ 18,655,367.81	\$ 17,095,664.26
House staff residence	2,614,733.00	2,614,733.00
Nurses residence	2,222,865.34	2,222,865.34
Power plant	925,232.85	925,232.85
Land improvements	559,745.28	559,745.28
	<u>\$ 24,977,944.28</u>	<u>\$ 23,418,240.73</u>

## GOVERNMENT OF THE PROVINCE OF ALBERTA

STATEMENT No. 192

## FOOTHILLS PROVINCIAL GENERAL HOSPITAL BOARD

STATEMENT OF SPECIAL SERVICES AND SERVICE  
DEPARTMENTS REVENUES

FOR THE YEAR ENDED DECEMBER 31, 1972

(with comparative figures)

	1972	1971
Radiology .....	\$ 345,604.00	\$ 294,077.35
Cafeteria and snack bar .....	342,762.55	277,732.04
Emergency .....	281,554.65	234,668.60
Laboratories .....	256,070.93	197,871.00
Rentals .....	228,156.04	316,423.56
Utilities .....	138,051.78	22,802.74
Nuclear medicine .....	127,131.00	111,586.00
Rehabilitation .....	94,655.50	88,457.00
Glaucoma .....	42,108.00	30,915.00
Psychiatry .....	37,156.70	36,223.50
Electrocardiogram and electroencephalogram laboratory .....	21,054.00	4,150.00
Laundry .....	18,467.57	18,565.12
Respiratory technology .....	11,845.00	10,411.00
Pulmonary laboratory .....	11,493.00	
Audiometry .....	7,727.00	1,175.00
Dietetics .....	1,026.25	791.25
Gastroenterological investigation laboratory .....	445.00	
Renal dialysis .....	351.00	
	<u>\$ 1,965,659.97</u>	<u>\$ 1,645,849.16</u>

GOVERNMENT OF THE PROVINCE OF ALBERTA  
FOOTHILLS PROVINCIAL GENERAL HOSPITAL BOARD  
STATEMENT OF SALARIES AND WAGES  
FOR THE YEAR ENDED DECEMBER 31, 1972  
(with comparative figures)

	1972	1971
Administration .....	\$ 924,847.08	\$ 810,254.88
General services, including wards and rooms .....	3,943,142.85	3,302,859.41
Special services:		
Education of students and interns .....	962,194.77	801,832.49
Laboratories .....	585,956.33	488,088.15
Operating room .....	448,971.16	385,968.10
Radiology .....	274,338.63	235,942.52
Rehabilitation .....	222,893.13	203,207.81
Emergency .....	218,666.39	172,312.64
Medical directors .....	187,076.40	153,251.23
Central supply .....	148,546.86	128,994.93
Delivery room .....	145,897.34	132,131.74
Medical records .....	109,605.69	94,584.85
Pharmacy .....	93,872.64	77,467.82
Respiratory technology .....	93,507.00	74,207.06
Blood cross matching .....	65,686.18	64,054.82
Nuclear medicine .....	56,601.57	39,928.91
Glaucoma .....	31,538.64	25,342.38
Psychiatry .....	30,729.15	22,132.72
Electrocardiogram and electroencephalogram laboratory .....	28,877.90	24,560.90
Renal dialysis .....	13,176.64	20,255.14
Pulmonary laboratory .....	11,331.24	
Wound infection .....	9,038.38	4,424.69
Gastroenterological investigation laboratory .....	7,227.48	6,295.76
Audiometry .....	6,102.54	1,632.56
Service departments:		
Housekeeping .....	675,466.49	598,041.17
Dietary .....	575,538.44	502,498.32
Laundry .....	177,487.48	171,041.40
Linen .....	60,282.28	56,635.27
Plant operation:		
Buildings and grounds maintenance .....	513,069.50	396,830.23
	<u>\$ 10,621,670.18</u>	<u>\$ 8,994,777.90</u>

## GOVERNMENT OF THE PROVINCE OF ALBERTA

STATEMENT No. 194

## FOOTHILLS PROVINCIAL GENERAL HOSPITAL BOARD

## STATEMENT OF SUPPLIES AND DIRECT EXPENSES

FOR THE YEAR ENDED DECEMBER 31, 1972

(with comparative figures)

	1972	1971
Administration, Statement No. 195 .....	\$ 805,782.34	\$ 686,251.34
General services, including wards and rooms .....	160,198.45	139,020.32
Special services:		
Radiology .....	457,719.65	483,237.77
Laboratories .....	409,596.37	401,740.74
Operating room .....	367,862.50	323,833.04
Pharmacy .....	283,113.35	276,955.05
Central supply .....	246,205.79	230,851.02
Respiratory technology .....	64,850.20	61,406.15
Electrocardiogram and electroencephalogram laboratory .....	55,722.43	50,888.74
Nuclear medicine .....	52,280.10	54,629.02
Emergency .....	49,988.52	42,875.26
Renal dialysis .....	42,736.23	28,463.57
Psychiatry .....	34,251.35	22,326.09
Education of students and interns .....	29,437.29	37,922.01
Blood cross matching .....	28,645.63	25,681.08
Delivery room .....	25,234.23	25,290.06
Rehabilitation .....	16,972.49	8,842.06
Medical records .....	9,211.69	12,826.68
Glaucoma .....	4,394.65	2,146.65
Pulmonary laboratory .....	2,609.80	
Medical directors .....	2,120.81	1,502.35
Gastroenterological investigation laboratory .....	1,077.14	
Audiometry .....	977.24	506.47
Wound infection .....	397.21	705.79
Photography .....		(1,839.88)
Service departments:		
Dietary .....	602,959.22	503,124.28
Linen .....	98,796.51	164,203.87
Housekeeping .....	90,806.23	77,667.79
Laundry .....	22,633.09	17,512.52
Plant operation, Statement No. 195 .....	839,799.23	613,557.52
	<u>\$ 4,806,379.74</u>	<u>\$ 4,292,127.36</u>

GOVERNMENT OF THE PROVINCE OF ALBERTA  
FOOTHILLS PROVINCIAL GENERAL HOSPITAL BOARD  
STATEMENT OF ADMINISTRATION AND PLANT OPERATION,  
SUPPLIES AND DIRECT EXPENSES

FOR THE YEAR ENDED DECEMBER 31, 1972  
(with comparative figures)

ADMINISTRATION

	1972	1971
Pension fund contributions .....	\$ 336,663.94	\$ 277,160.67
Printing, postage and office supplies .....	114,262.18	125,711.45
Staff medical, hospitalization and group insurance plan contributions .....	62,927.52	51,842.11
Equipment rentals .....	50,044.69	45,947.53
Unemployment insurance .....	48,585.71	
Telephone and telegraph .....	42,354.05	38,740.49
Bad debt expense .....	41,493.50	31,373.69
Workmen's Compensation Board .....	26,474.27	26,809.89
Travelling .....	22,008.25	18,902.81
Ambulance .....	10,496.10	8,104.62
Advertising .....	10,227.86	7,974.78
Audit fee .....	7,000.00	5,900.00
Office equipment maintenance .....	5,592.98	4,164.21
Insurance .....	5,529.32	5,186.31
Association fees .....	5,320.00	4,900.00
Architects' fees .....	730.52	16,146.63
Legal fees .....	520.77	5,938.78
Miscellaneous .....	15,550.68	11,447.37
	<u>\$ 805,782.34</u>	<u>\$ 686,251.34</u>

PLANT OPERATION

Buildings and grounds maintenance .....	\$ 384,607.84	\$ 271,312.04
Fuel .....	220,215.17	154,343.92
Electricity .....	86,841.75	72,982.70
Water .....	65,146.67	58,621.28
Equipment maintenance .....	61,161.48	36,013.26
Insurance .....	11,228.21	10,678.01
Security services .....	8,459.79	6,948.06
Miscellaneous .....	2,138.32	2,658.25
	<u>\$ 839,799.23</u>	<u>\$ 613,557.52</u>



GOVERNMENT OF THE PROVINCE OF ALBERTA  
FOOTHILLS PROVINCIAL GENERAL HOSPITAL BOARD  
NOTES TO THE FINANCIAL STATEMENTS

DECEMBER 31, 1972

NOTE 1 Accounts receivable consist of the following:

Patients .....	\$ 437,200.94
Province of Alberta .....	15,698.54
Hospitalization Benefits Plan .....	69,586.62
Miscellaneous .....	119,408.12
	<hr/>
	\$ 641,894.22

Accounts receivable under the Hospitalization Benefits Plan are subject to approval and final determination by The Alberta Hospital Services Commission and collection is subject to such approval.

NOTE 2 Property occupied by the Hospital has been leased to the Foothills Provincial General Hospital Board by the Minister of Public Works for a term of forty years from January 1, 1961, with an option of a further ten years thereafter.

NOTE 3 No depreciation has been provided on buildings, furniture or equipment. The Hospitalization Benefits Plan provides funds for the acquirement and replacement of approved furniture and equipment and for retirement of debts incurred in the acquirement of capital assets.

NOTE 4 Contributions from the Province of Alberta Hospitalization Benefits Plan were based on an approved hospital budget for operating and capital purposes.

GOVERNMENT OF THE PROVINCE OF ALBERTA  
 GLENROSE PROVINCIAL GENERAL HOSPITAL BOARD  
 BALANCE SHEET AS AT DECEMBER 31, 1972  
 (with comparative figures)

STATEMENT No. 196

ASSETS		1972	1971
Current:			
Cash on hand and in treasury branch	\$	727,914.62	\$ 618,035.19
Short term deposits		450,000.00	850,000.00
Accounts receivable (Note 1)		246,153.71	218,668.33
Inventories, at cost		90,059.98	83,305.95
Prepaid expenses		391.33	
Due from trust funds		19,243.29	
Investment, at cost			10.00
	\$	1,533,762.93	\$ 1,770,019.47
Capital: (Notes 2 and 3)			
Land improvements	\$	112,298.24	\$ 112,298.24
Buildings, at cost		4,625,938.11	4,600,704.03
Furniture and equipment, at cost		1,520,999.47	1,397,069.40
	\$	6,259,235.82	\$ 6,110,071.67
Trust:			
Cash on hand and in treasury branch	\$	45,591.32	\$ 17,310.20
Short term deposits		27,000.00	27,000.00
Account receivable		269.45	
	\$	72,860.77	\$ 44,310.20
	\$	7,865,859.52	\$ 7,924,401.34
LIABILITIES		1972	1971
Current:			
Accounts payable	\$	182,700.25	\$ 357,819.45
Province of Alberta, working capital advance		350,000.00	350,000.00
Deferred income (Note 4)		445,822.00	422,870.00
Revenue surplus, Statement No. 197		555,240.68	639,330.02
	\$	1,533,762.93	\$ 1,770,019.47
Capital:			
Long term debt, Statement No. 200	\$	2,889,498.34	\$ 3,038,214.41
Capital surplus, Statement No. 198		3,369,737.48	3,071,857.26
	\$	6,259,235.82	\$ 6,110,071.67
Trust:			
Account payable	\$	69.05	\$
Due to operating funds		19,243.29	
Equity		53,548.43	44,310.20
	\$	72,860.77	\$ 44,310.20
	\$	7,865,859.52	\$ 7,924,401.34

The accompanying notes are part of these financial statements.

#### AUDITOR'S REPORT

Edmonton, Alberta, March 16, 1973

I have examined the Balance Sheet and the Statement of Long Term Debt of the Glenrose Provincial General Hospital Board as at December 31, 1972, and the Statements of Revenue Surplus, Capital Surplus and Revenue and Expenditure with supporting statements for the year then ended. My examination included a general review of the accounting procedures and such tests of accounting records and other supporting evidence as I considered necessary in the circumstances.

In my opinion these financial statements present fairly the financial position of the Board as at December 31, 1972, and the results of its operations for the year then ended, in accordance with generally accepted accounting principles applied on a basis consistent with that of the preceding year.

DOUGLAS W. ROGERS, C.A.  
 Deputy Provincial Auditor.

STATEMENT No. 197

GOVERNMENT OF THE PROVINCE OF ALBERTA  
 GLENROSE PROVINCIAL GENERAL HOSPITAL BOARD  
 STATEMENT OF REVENUE SURPLUS  
 FOR THE YEAR ENDED DECEMBER 31, 1972  
 (with comparative figures)

	1972	1971
Balance at beginning of year .....	\$ 639,330.02	\$ 559,541.12
Add: Surplus (deficit) for the year .....	(90,729.34)	79,788.90
Previous year's adjustments .....	6,640.00	
Balance at end of year .....	<u>\$ 555,240.68</u>	<u>\$ 639,330.02</u>

STATEMENT No. 198

GOVERNMENT OF THE PROVINCE OF ALBERTA  
 GLENROSE PROVINCIAL GENERAL HOSPITAL BOARD  
 STATEMENT OF CAPITAL SURPLUS  
 FOR THE YEAR ENDED DECEMBER 31, 1972  
 (with comparative figures)

	1972	1971
Balance at beginning of year .....	\$ 3,071,857.26	\$ 2,727,913.44
Add:		
Repayment of debenture principal .....	148,716.07	140,629.89
Assets provided from Hospitalization Benefits Plan .....	129,164.15	203,863.93
Assets provided from donation .....	20,000.00	
	<u>\$ 3,369,737.48</u>	<u>\$ 3,072,407.26</u>
Deduct: Equipment transferred to Royal Alexandra Hospital .....		550.00
Balance at end of year .....	<u>\$ 3,369,737.48</u>	<u>\$ 3,071,857.26</u>

GOVERNMENT OF THE PROVINCE OF ALBERTA  
 GLENROSE PROVINCIAL GENERAL HOSPITAL BOARD  
 STATEMENT OF REVENUE AND EXPENDITURE

FOR THE YEAR ENDED DECEMBER 31, 1972  
 (with comparative figures)

REVENUE

	1972	1971
Contributions under the Hospitalization Benefits Plan:		
Basic operating payments .....	\$ 4,607,898.00	\$ 4,381,998.00
Equipment and renovations .....	72,500.00	114,880.26
Debt charges .....	319,545.05	317,053.81
	<hr/>	<hr/>
General services, including wards and rooms .....	\$ 4,999,943.05	\$ 4,813,932.07
Special services and special service departments, Statement No. 201 .....	422,320.75	440,103.00
Interest income .....	1,173,683.24	860,913.31
Donation .....	51,898.09	52,963.77
Rental revenue .....	20,000.00	
Miscellaneous .....	655.45	8,162.33
	42,351.73	50,427.91
	<hr/>	<hr/>
	\$ 6,710,852.31	\$ 6,226,502.39

EXPENDITURE

Salaries, wages and fees, Statement No. 202 .....	\$ 4,438,088.38	\$ 3,945,692.82
Supplies and direct expenses, Statement No. 203 .....	1,894,784.07	1,680,102.93
Debt charges:		
Capital .....	148,716.07	140,629.89
Interest .....	170,828.98	176,423.92
Equipment and renovations .....	149,164.15	203,863.93
	<hr/>	<hr/>
	\$ 6,801,581.65	\$ 6,146,713.49
	<hr/>	<hr/>
Surplus (deficit) for the year .....	\$ (90,729.34)	\$ 79,788.90

STATEMENT No. 200

## GOVERNMENT OF THE PROVINCE OF ALBERTA

## GLENROSE PROVINCIAL GENERAL HOSPITAL BOARD

## STATEMENT OF LONG TERM DEBT

AS AT DECEMBER 31, 1972

(with comparative figures)

Final Maturity Date	Rate of Interest	Call Feature	Currency	Original Debtenture Issue	1972 Amount Outstanding	1971 Amount Outstanding
Oct. 1, 1983	5 3/4 %	Callable	Canadian	\$ 250,000.00	\$ 170,605.68	\$ 181,523.93
June 15, 1984	5 3/4	Callable	Canadian	225,000.00	163,371.50	172,663.64
Nov. 15, 1984	5 3/4	Callable	Canadian	100,000.00	72,609.59	76,739.42
Nov. 15, 1984	5 3/4	Callable	Canadian	250,000.00	181,523.93	191,848.52
April 1, 1985	5 3/4	Callable	Canadian	115,000.00	88,250.33	92,741.40
June 1, 1985	5 3/4	Callable	Canadian	700,000.00	537,175.95	564,512.91
Aug. 1, 1985	5 3/4	Callable	Canadian	700,000.00	537,175.95	564,512.91
Nov. 1, 1985	5 3/4	Callable	Canadian	700,000.00	537,175.95	564,512.91
Feb. 15, 1986	5 3/4	Callable	Canadian	530,000.00	427,416.89	446,989.46
May 1, 1986	5 3/4	Callable	Canadian	216,000.00	174,192.57	182,169.31
					<u>\$ 2,889,498.34</u>	<u>\$ 3,038,214.41</u>

STATEMENT No. 201

## GOVERNMENT OF THE PROVINCE OF ALBERTA

## GLENROSE PROVINCIAL GENERAL HOSPITAL BOARD

STATEMENT OF SPECIAL SERVICES AND  
SERVICE DEPARTMENTS REVENUE

FOR THE YEAR ENDED DECEMBER 31, 1972

(with comparative figures)

	1972	1971
Speech and hearing therapy	\$ 368,792.00	\$ 194,781.25
Dental	204,720.01	185,358.30
Dietary	130,464.54	131,921.98
Psychology	111,633.25	60,765.00
Occupational therapy	101,329.50	97,349.25
Physiotherapy	89,021.75	72,951.00
Prosthetic shop	60,716.08	22,005.10
Social services	45,735.00	47,540.00
Interpretations and examinations	22,032.00	14,309.25
Milieu therapy	21,272.50	18,859.50
Occupational therapy sales	6,462.61	6,531.93
Radiology	6,296.00	4,937.75
Marketing	3,588.00	1,988.00
Porter service	1,620.00	1,615.00
	<u>\$ 1,173,683.24</u>	<u>\$ 860,913.31</u>

GOVERNMENT OF THE PROVINCE OF ALBERTA  
**GLENROSE PROVINCIAL GENERAL HOSPITAL BOARD**  
**STATEMENT OF SALARIES, WAGES AND FEES**  
**FOR THE YEAR ENDED DECEMBER 31, 1972**  
 (with comparative figures)

	1972	1971
Administration .....	\$ 268,052.21	\$ 247,606.52
General services, including wards and rooms .....	1,924,363.81	1,770,856.47
Special services:		
Physiotherapy .....	351,750.30	309,551.90
Speech and hearing therapy .....	320,346.58	233,671.95
Occupational therapy .....	276,766.86	249,513.62
Social services .....	199,453.82	166,265.11
Psychology .....	162,899.33	108,165.89
Rehabilitation medicine .....	87,986.33	88,088.06
Assessment school .....	85,627.35	78,484.57
Recreation and volunteer services .....	47,618.97	51,426.84
Prosthetic shop .....	46,765.61	33,752.13
Radiology .....	30,658.98	22,800.04
Medical records and library .....	29,867.82	26,158.99
Pharmacy .....	26,172.34	23,836.70
Central supply .....	12,787.87	10,775.88
Medical education .....	4,943.34	7,942.04
Laboratory .....	2,916.80	6,283.76
Dental unit .....	1,531.13	1,158.09
Service departments:		
Housekeeping .....	221,860.77	205,049.64
Linen .....	33,287.64	30,648.86
Plant operation and maintenance .....	302,430.52	273,655.76
	<u>\$ 4,438,088.38</u>	<u>\$ 3,945,692.82</u>



STATEMENT No. 203

GOVERNMENT OF THE PROVINCE OF ALBERTA  
**GLENROSE PROVINCIAL GENERAL HOSPITAL BOARD**  
**STATEMENT OF SUPPLIES AND DIRECT EXPENSES**

FOR THE YEAR ENDED DECEMBER 31, 1972  
(with comparative figures)

	1972	1971
Administration, Statement No. 204	\$ 357,373.36	\$ 296,562.67
General services, including wards and rooms	98,888.13	94,488.72
Special Services:		
Assessment school	146,308.55	120,095.96
Laboratory	25,147.46	26,181.46
Prosthetic shop	19,138.27	50,843.63
Speech and hearing therapy	17,874.80	9,050.14
Occupational therapy	14,666.90	15,059.38
Radiology	13,755.91	7,953.32
Physiotherapy	9,213.15	8,043.15
Ambulance	7,840.00	7,096.50
Recreation and volunteer services	7,271.11	8,111.20
Psychology	6,562.09	3,915.45
Central supply	5,231.29	196.05
Medical records and library	4,753.37	3,920.19
Social services	4,465.82	3,004.95
Rehabilitation medicine	1,955.07	1,806.58
Dental unit	1,042.90	1,034.17
Pharmacy	742.72	745.68
Medical education	366.35	
Service departments:		
Dietary	659,231.00	636,706.08
Laundry	46,116.22	47,833.52
Housekeeping	27,512.08	27,199.01
Linen	14,686.70	9,558.37
Plant operation, Statement No. 204	404,640.82	300,696.75
	<u>\$ 1,894,784.07</u>	<u>\$ 1,680,102.93</u>

GOVERNMENT OF THE PROVINCE OF ALBERTA  
 GLENROSE PROVINCIAL GENERAL HOSPITAL BOARD  
 STATEMENT OF ADMINISTRATION AND PLANT OPERATION,  
 SUPPLIES AND DIRECT EXPENSES  
 FOR THE YEAR ENDED DECEMBER 31, 1972  
 (with comparative figures)  
 ADMINISTRATION

	1972	1971
Pension fund contributions .....	\$ 158,864.36	\$ 140,810.55
Staff medical, hospitalization and group insurance plan contributions .....	32,974.61	28,475.28
Telephone and telegraph .....	28,457.67	23,537.23
Office equipment, maintenance and rental .....	26,394.23	12,165.85
Printing, postage and office supplies .....	25,384.93	16,749.85
Unemployment insurance .....	19,938.30	
Workmen's Compensation Board .....	14,273.66	7,822.46
Architects' fees .....	2,142.81	
Travelling .....	5,901.01	12,692.04
Advertising .....	5,753.89	7,462.12
Membership fees and subscriptions .....	5,708.29	5,957.17
Audit fee .....	4,000.00	3,000.00
Data processing .....	3,553.49	3,850.00
Insurance .....	2,944.11	2,974.97
Freight .....	2,480.15	2,213.90
Fees and remuneration .....	2,445.46	4,018.32
Staff training .....	2,331.76	
Indemnity to board members .....	1,580.00	2,080.00
Bad debt expense .....	1,287.25	8,535.17
Legal fees .....	660.75	4,937.84
Miscellaneous .....	10,296.63	9,279.99
	<u>\$ 357,373.36</u>	<u>\$ 296,562.67</u>

PLANT OPERATION

Buildings and grounds maintenance .....	\$ 192,614.71	\$ 88,775.10
Fuel .....	90,495.79	89,219.25
Electricity .....	49,632.56	50,042.27
Security services .....	26,471.13	31,877.13
Water .....	15,297.27	15,466.13
Equipment maintenance .....	12,175.21	9,613.71
Insurance .....	4,143.45	4,136.41
Miscellaneous .....	13,810.70	11,566.68
	<u>\$ 404,640.82</u>	<u>\$ 300,696.77</u>

GOVERNMENT OF THE PROVINCE OF ALBERTA  
GLENROSE PROVINCIAL GENERAL HOSPITAL BOARD  
NOTES TO THE FINANCIAL STATEMENTS

DECEMBER 31, 1972

NOTE 1 Accounts receivable consist of the following:

Patients .....	\$	81,821.03	
Less: Allowance for doubtful accounts .....		6,056.35	
			\$ 75,764.68
Hospitalization Benefits Plan:			
In-patient co-insurance and out-patient services .....	\$	60,779.37	
*Construction, renovation, land improvements and equipment .....		72,187.32	
			132,966.69
Miscellaneous .....			37,422.34
			<u>\$ 246,153.71</u>

\*In respect of the period prior to April 1, 1970.

Accounts receivable under the Hospitalization Benefits Plan are subject to approval and final determination by the Alberta Hospital Services Commission and collection is subject to such approval.

NOTE 2 The premises occupied by the Hospital have been leased to the Glenrose Provincial General Hospital Board by the Minister of Public Works for a term of forty years from September 12, 1963, with an option of a further ten years thereafter. The buildings shown in the Balance Sheet, \$4,625,938.11, represent only the construction and renovation costs incurred since acquirement of the lease.

NOTE 3 No depreciation has been provided on buildings, furniture or equipment. The Hospitalization Benefits Plan provides funds for acquirement and replacement of furniture and equipment and for retirement of debt incurred in the acquirement of capital assets.

NOTE 4 Contributions from the Province of Alberta Hospitalization Benefits Plan were, for the year under review, based on an approved budget for operating and capital purposes. Deferred income is comprised of the pro-rata budget payments received in December 1972 in an amount of \$445,822.00 applicable to January 1973.

NOTE 5 Dietary services revenue, previously netted with expenditure is shown separately in Statement No. 201. Fees, previously included with direct expenses in Statement No. 203, are now included in Statement No. 202. The 1971 figures have been restated for comparative purposes.

NOTE 6 The Board has commitments, which are not reflected in the Balance Sheet as at December 31, 1972, to pay \$45,187.98 in respect of major equipment ordered prior to the year end but not delivered at that date.

GOVERNMENT OF THE PROVINCE OF ALBERTA  
UNIVERSITY OF ALBERTA HOSPITAL BOARD

BALANCE SHEET

AS AT DECEMBER 31, 1972  
(with comparative figures)

ASSETS

	1972	1971
Current:		
Cash on hand, in banks and treasury branch .....	\$ 1,383,659.63	\$ 749,554.30
Short term deposits .....	5,300,000.00	5,800,000.00
Corporate term note, at cost .....		971,497.85
Investments: (Note 1)		
Bonds, at amortized cost (approximate market value: 1972 \$149,250.00; 1971 \$153,000.00) .....	148,975.00	148,675.00
Accounts receivable (Note 2) .....	1,641,886.68	1,099,131.71
Inventories, at cost (Note 3) .....	799,502.65	765,744.55
Accrued interest receivable .....	43,285.62	59,254.36
Deposit with Workmen's Compensation Board .....	4,788.64	4,788.64
Prepaid expenses and deferred charges .....		16,608.71
Due from trust funds .....	175,395.99	
	<u>\$ 9,497,494.21</u>	<u>\$ 9,615,255.12</u>
Capital: (Note 4)		
Land and buildings, at cost .....	\$ 20,361,410.89	\$ 19,537,756.98
Furniture and equipment, at cost .....	7,942,130.16	7,031,567.37
	<u>\$ 28,303,541.05</u>	<u>\$ 26,569,324.35</u>
Trust:		
Cash on hand and in banks .....	\$ 275,720.63	\$ 114,968.48
Short term deposits .....	8,000.00	206,000.00
Investments, at amortized cost (approximate market value: 1972 \$2,912,000.00; 1971 \$2,300,000.00) (Note 1) .....	3,081,990.12	2,430,383.44
Accounts receivable .....	164,304.58	97,390.47
Accrued interest receivable .....	57,546.43	40,145.59
Due from operating funds .....		150,723.08
	<u>\$ 3,587,561.76</u>	<u>\$ 3,039,611.06</u>
	<u>\$ 41,388,597.02</u>	<u>\$ 39,224,190.53</u>

## STATEMENT No. 205—Continued

## LIABILITIES

	1972	1971
<b>Current:</b>		
Accounts payable .....	\$ 1,773,009.29	\$ 1,496,484.76
Accrued salaries and wages payable .....	349,453.46	273,565.86
Holdback payable .....	96,641.55	
Province of Alberta, unexpended construction grant .....	2,506,509.80	2,341,650.68
Province of Alberta, working capital advance .....	900,000.00	900,000.00
Research prepayments .....	22,081.11	9,202.71
Deferred income (Note 5) .....	1,736,696.44	1,854,420.88
Due to trust funds .....		150,723.08
<b>Reserves:</b>		
Workmen's Compensation Board .....	63,603.51	56,557.06
In-service education .....	15,711.18	10,750.35
Employees' group insurance .....	4,236.66	2,179.20
Revenue surplus, Statement No. 206 .....	1,506,039.22	2,329,609.78
	<u>\$ 8,973,982.22</u>	<u>\$ 9,425,144.36</u>
<b>Capital:</b>		
Capital surplus, Statement No. 207 .....	\$ 20,869,709.17	\$ 18,995,591.60
Long term debt, Statement No. 209 .....	7,957,343.87	7,763,843.51
	<u>\$ 28,827,053.04</u>	<u>\$ 26,759,435.11</u>
<b>Trust:</b>		
Hospital reserve trust (Note 6) .....	\$ 1,461,919.83	\$ 1,380,586.42
General trust .....	1,252,032.30	1,174,007.68
Parking operation fund .....	513,696.29	362,334.60
Professional services trust .....	158,751.24	97,390.47
University Hospital Foundation .....	14,314.52	13,350.65
Patients' trust .....	11,451.59	11,941.24
Due to operating funds .....	175,395.99	
	<u>\$ 3,587,561.76</u>	<u>\$ 3,039,611.06</u>
	<u>\$ 41,388,597.02</u>	<u>\$ 39,224,190.53</u>

The accompanying notes are part of these financial statements.

## AUDITOR'S REPORT

Edmonton, Alberta, April 5, 1973

I have examined the Balance Sheet and the Statement of Long Term Debt of the University of Alberta Hospital Board as at December 31, 1972, and the Statements of Revenue Surplus, Capital Surplus and Revenue and Expenditure with supporting statements for the year then ended. My examination included a general review of the accounting procedures and such tests of accounting records and other supporting evidence as I considered necessary in the circumstances.

In my opinion these financial statements present fairly the financial position of the Board as at December 31, 1972, and the results of its operations for the year then ended, in accordance with generally accepted accounting principles applied on a basis consistent with that of the preceding year.

DOUGLAS W. ROGERS, C.A.

Deputy Provincial Auditor.

STATEMENT No. 206

GOVERNMENT OF THE PROVINCE OF ALBERTA  
UNIVERSITY OF ALBERTA HOSPITAL BOARD  
STATEMENT OF REVENUE SURPLUS  
FOR THE YEAR ENDED DECEMBER 31, 1972  
(with comparative figures)

	1972	1971
Balance at beginning of year .....	\$ 2,329,609.78	\$ 1,803,545.54
Add: Surplus (deficit) for the year .....	(823,570.56)	338,691.60
Contribution, Province of Alberta .....		181,919.45
Previous years' adjustments, net .....		5,453.19
Balance at end of year .....	<u>\$ 1,506,039.22</u>	<u>\$ 2,329,609.78</u>

STATEMENT No. 207

GOVERNMENT OF THE PROVINCE OF ALBERTA  
UNIVERSITY OF ALBERTA HOSPITAL BOARD  
STATEMENT OF CAPITAL SURPLUS  
FOR THE YEAR ENDED DECEMBER 31, 1972  
(with comparative figures)

	1972	1971
Balance at beginning of year .....	\$ 18,995,591.60	\$ 15,183,464.82
Add: Increase arising from:		
Hospitalization Benefits Plan:		
Redemption of debenture debt .....	23,072.88	21,818.33
Repayment of capital advances by the Province of Alberta .....	834,732.19	804,548.86
Assets provided .....	928,004.59	1,549,637.08
Assets provided by the Province of Alberta .....	105,749.71	1,407,801.98
Assets provided from donations .....	47,221.33	35,078.30
	<u>\$ 20,934,372.30</u>	<u>\$ 19,002,349.37</u>
Deduct: Disposal of assets .....	64,663.13	6,757.77
Balance at end of year .....	<u>\$ 20,869,709.17</u>	<u>\$ 18,995,591.60</u>



STATEMENT No. 208

GOVERNMENT OF THE PROVINCE OF ALBERTA  
UNIVERSITY OF ALBERTA HOSPITAL BOARD  
STATEMENT OF REVENUE AND EXPENDITURE  
FOR THE YEAR ENDED DECEMBER 31, 1972  
(with comparative figures)

## REVENUE

	1972	1971
Contributions under the Hospitalization Benefits Plan:		
Basic operating payments .....	\$ 18,163,661.00	\$ 17,122,797.25
Medical education .....	1,274,734.28	1,709,453.75
Debt charges .....	1,167,237.33	1,162,035.95
Equipment and renovations .....	759,615.45	894,507.43
	<u>\$ 21,365,248.06</u>	<u>\$ 20,888,794.38</u>
General services, including wards and rooms .....	2,432,419.15	1,694,953.50
Special services and service departments, including administration and plant operation, Statement No. 210 .....	2,955,117.78	2,629,849.08
Research recoveries, Statement No. 214 .....	218,917.33	172,114.68
Interest income, net .....	200,899.48	183,538.75
Rentals revenue .....	118,467.68	108,215.02
Tuition fees .....	35,157.50	39,288.40
Donation .....	25,000.00	
Miscellaneous .....	26,301.82	16,560.69
	<u>\$ 27,377,528.80</u>	<u>\$ 25,733,314.50</u>

## EXPENDITURE

Salaries and wages, Statement No. 211 .....	\$ 18,501,947.34	\$ 16,803,853.81
Supplies and direct expenses, Statement No. 212 .....	7,278,099.58	5,784,089.10
Equipment and renovations .....	1,034,897.78	1,472,529.36
Debt charges:		
Capital .....	857,805.07	826,367.19
Interest .....	309,432.26	335,668.76
Research, Statement No. 214 .....	218,917.33	172,114.68
	<u>\$ 28,201,099.36</u>	<u>\$ 25,394,622.90</u>
Surplus (deficit) for the year .....	<u>\$ (823,570.56)</u>	<u>\$ 338,691.60</u>

GOVERNMENT OF THE PROVINCE OF ALBERTA  
UNIVERSITY OF ALBERTA HOSPITAL BOARD  
STATEMENT OF LONG TERM DEBT

AS AT DECEMBER 31, 1972  
(with comparative figures)

Maturity Date	Rate of Interest	Original Amount	1972 Amount Outstanding	1971 Amount Outstanding
Advances from Provincial Treasurer:				
December 31, 1978 .....	3 1/2 %	\$ 10,538,566.00	\$ 3,951,147.40	\$ 4,533,963.56
July 1, 1979 .....	3 1/2	2,000,506.77	860,669.68	967,562.80
July 1, 1980 .....	3 1/2	966,362.52	467,389.80	517,279.33
July 1, 1981 .....	5 3/4	1,385,599.73	813,899.86	881,572.24
July 1, 1982 .....	5 3/4	539,211.70	343,067.40	367,970.45
July 1, 1983 .....	5 3/4	58,570.28	39,969.65	42,527.60
			<u>\$ 6,476,143.79</u>	<u>\$ 7,310,875.98</u>
Debentures payable:				
September 1, 1984 .....	5 3/4	275,000.00	\$ 199,676.37	\$ 211,033.41
June 1, 1985 .....	5 3/4	300,000.00	230,218.28	241,934.12
December 15, 1992 .....	7 3/4	1,051,305.43	1,051,305.43	.....
			<u>\$ 1,481,200.08</u>	<u>\$ 452,967.53</u>
			<u>\$ 7,957,343.87</u>	<u>\$ 7,763,843.51</u>

STATEMENT No. 210

GOVERNMENT OF THE PROVINCE OF ALBERTA

UNIVERSITY OF ALBERTA HOSPITAL BOARD

STATEMENT OF SPECIAL SERVICES AND SERVICE DEPARTMENTS  
REVENUES INCLUDING ADMINISTRATION AND PLANT OPERATION

FOR THE YEAR ENDED DECEMBER 31, 1972

(with comparative figures)

	1972	1971
Clinical laboratories	\$ 663,693.20	\$ 584,839.16
Dietary	629,047.77	606,766.86
Radiology	393,703.93	392,837.00
Emergency	374,556.83	336,392.01
Rehabilitation	228,894.20	157,516.71
Pharmacy	128,688.19	125,121.68
Laundry	82,652.65	61,462.40
Blindness control	62,412.50	38,597.75
Administration	58,722.83	62,602.92
Out-patient department	43,736.34	33,038.47
Radioisotope	41,886.00	19,663.00
Cystoscopy	39,729.02	34,966.00
Respiratory unit	36,820.50	39,243.25
Renal unit	28,368.38	7,204.00
Electrocardiogram unit	21,194.50	20,342.19
Electroencephalogram unit	20,318.00	20,432.50
Psychiatry	19,112.00	12,129.50
Family clinic	16,111.22	16,108.75
Social service	15,400.00	11,654.00
Housekeeping	14,824.83	13,776.85
Plant operation	7,488.70	7,966.74
Infertility clinic	6,093.99	4,820.70
Photography	5,850.22	6,607.77
Operating room	5,105.50	4,616.00
Linen	4,274.16	7,583.30
Inhalation therapy	4,131.03	1,683.72
Medical supplies	1,483.79	1,305.60
Diet counselling	817.50	570.25
	<u>\$ 2,955,117.78</u>	<u>\$ 2,629,849.08</u>

GOVERNMENT OF THE PROVINCE OF ALBERTA  
UNIVERSITY OF ALBERTA HOSPITAL BOARD  
STATEMENT OF SALARIES AND WAGES  
FOR THE YEAR ENDED DECEMBER 31, 1972  
(with comparative figures)

	1972	1971
Administration .....	\$ 1,270,625.26	\$ 1,125,205.32
General services, including wards and rooms .....	6,732,566.31	6,081,711.23
Special services:		
Education of students and interns .....	2,624,706.73	2,445,576.12
Clinical laboratories .....	1,064,051.61	952,910.28
Operating room .....	633,007.18	583,082.28
Rehabilitation .....	472,586.39	439,165.86
Radiology .....	388,937.22	351,467.69
Emergency .....	290,941.13	253,022.42
Renal unit .....	182,119.23	159,278.32
Pharmacy .....	169,830.72	146,824.33
Inhalation therapy .....	168,560.61	133,645.01
Medical records .....	156,614.50	168,457.40
Delivery room .....	153,993.14	145,662.41
Respiratory unit .....	145,997.16	46,401.04
Social services .....	102,180.63	95,795.78
Out-patient department .....	97,200.03	80,247.84
Psychiatry .....	82,024.84	54,901.86
Blindness control .....	65,415.73	72,369.29
Cardio medicine .....	60,159.43	51,854.91
Cystoscopy .....	56,704.74	44,765.92
Family clinic .....	47,857.26	38,423.94
Radioisotope .....	46,162.94	44,020.89
Electrocardiogram unit .....	32,355.14	29,471.21
Electroencephalogram unit .....	29,185.68	25,180.34
Photography .....	21,978.14	21,040.14
Cardio surgery .....	20,645.17	18,987.90
Infertility clinic .....	8,248.90	7,762.00
Metabolic unit .....	5,477.80	19,135.26
Service departments:		
Dietary .....	1,160,237.83	1,056,379.90
Housekeeping .....	1,112,412.44	1,071,712.37
Laundry .....	301,870.57	322,649.87
Linen .....	180,112.43	147,594.32
Plant operation and maintenance .....	617,180.45	569,150.36
	<u>\$ 18,501,947.34</u>	<u>\$ 16,803,853.81</u>

STATEMENT No. 212

GOVERNMENT OF THE PROVINCE OF ALBERTA

UNIVERSITY OF ALBERTA HOSPITAL BOARD

## STATEMENT OF SUPPLIES AND DIRECT EXPENSES

FOR THE YEAR ENDED DECEMBER 31, 1972

(with comparative figures)

	1972	1971
Administration, Statement No. 213 .....	\$ 1,199,264.43	\$ 999,947.74
General services, including wards and rooms .....	1,076,082.49	854,439.96
Special services:		
Radiology .....	635,087.67	594,944.77
Operating room .....	462,919.86	399,618.43
Clinical laboratories .....	376,951.28	286,439.54
Education of students and interns .....	246,757.43	246,429.96
Cardio surgery .....	161,356.94	127,698.01
Renal unit .....	104,455.03	76,586.96
Radioisotope .....	86,336.97	80,683.24
Electrocardiogram unit .....	85,387.51	77,897.41
Emergency .....	79,562.34	69,429.51
Pharmacy .....	57,531.88	90,527.11
Cystoscopy .....	52,827.00	44,541.62
Inhalation therapy .....	43,091.56	37,292.12
Cardio medicine .....	39,613.62	38,097.13
Respiratory unit .....	33,570.93	12,052.14
Rehabilitation .....	26,155.63	33,943.10
Electroencephalogram unit .....	25,668.60	27,704.20
Delivery room .....	24,664.17	29,023.59
Medical records .....	17,846.55	18,587.89
Blindness control .....	7,950.56	6,588.97
Photography .....	4,969.48	4,617.85
Out-patient department .....	4,447.00	4,762.77
Family clinic .....	3,947.03	3,477.66
Psychiatry .....	1,380.74	1,280.66
Social service .....	1,339.99	1,204.11
Infertility clinic .....	656.69	504.34
Gastro motility .....		639.35
Metabolic unit .....		5.00
Service departments:		
Dietary .....	954,855.50	860,443.63
Linen .....	84,203.61	61,268.24
Laundry .....	74,857.93	72,976.60
Housekeeping .....	60,708.25	57,663.89
Plant operation, Statement No. 213 .....	1,243,650.91	562,771.60
	<u>\$ 7,278,099.58</u>	<u>\$ 5,784,089.10</u>

GOVERNMENT OF THE PROVINCE OF ALBERTA  
UNIVERSITY OF ALBERTA HOSPITAL BOARD  
STATEMENT OF ADMINISTRATION AND PLANT OPERATION,  
SUPPLIES AND DIRECT EXPENSES  
FOR THE YEAR ENDED DECEMBER 31, 1972  
(with comparative figures)  
ADMINISTRATION

	1972	1971
Pension fund contributions .....	\$ 636,825.30	\$ 557,088.82
Printing, postage and office supplies .....	91,677.33	81,135.71
Unemployment insurance .....	84,328.27	
Telephone and telegraph .....	76,399.12	58,667.37
Medical services .....	74,787.37	79,286.66
Workmen's Compensation Board .....	40,425.00	43,400.00
Data processing .....	30,984.63	32,641.27
Office equipment, rentals and repairs .....	30,280.17	19,763.13
Recruitment and training .....	22,552.00	15,826.77
Provision for doubtful accounts .....	21,935.56	24,075.00
Blue Cross .....	19,881.62	21,235.86
Travelling .....	16,103.45	11,708.68
Group insurance .....	14,260.71	10,113.95
Audit fee .....	11,150.00	14,000.00
Insurance .....	9,528.60	8,682.28
Association fees .....	7,153.85	6,332.69
Legal fees .....	5,653.83	5,590.40
Miscellaneous .....	5,337.62	10,399.15
	<u>\$ 1,199,264.43</u>	<u>\$ 999,947.74</u>

PLANT OPERATION

Building maintenance, including alterations .....	\$ 900,570.20	\$ 151,638.14
Fuel .....	107,038.88	85,551.77
Electricity .....	72,761.76	66,492.00
Water .....	63,607.25	62,367.37
Regulatory and security services .....	53,576.00	48,991.71
Equipment maintenance .....	29,867.56	128,166.67
Insurance .....	7,143.17	8,318.37
Grounds maintenance .....	4,973.62	8,289.99
Miscellaneous .....	4,112.47	2,955.58
	<u>\$ 1,243,650.91</u>	<u>\$ 562,771.60</u>



# UNIVERSITY OF ALBERTA HOSPITAL BOARD STATEMENT OF RESEARCH EXPENDITURES AND RECOVERIES FOR THE YEAR ENDED DECEMBER 31, 1972

## HEALTH AND SOCIAL DEVELOPMENT DEPARTMENT

343

	Expenditures			Contributions from Societies and Other Sources			Medical Research Council Grants		National Health Grants		Provided from Special Services Trust Funds		Total
	Salaries	Expenses	Equipment	Total	Total	Total	\$	\$	\$	\$	\$	\$	
Kidney screening study	\$ 33,782.89	\$ 9,502.48	.....	\$ 43,285.37	.....	.....	.....	.....	.....	.....	.....	.....	\$ 43,285.37
Tissue typing	8,564.06	19,014.97	.....	27,579.03	.....	.....	.....	.....	.....	.....	.....	.....	27,579.03
Gastroenterology research	8,363.88	5,794.96	.....	14,158.84	.....	.....	.....	.....	.....	.....	.....	.....	14,158.84
Hormone and function studies of the thyroid and adrenal glands	.....	.....	1,500.00	.....	.....	.....	.....	.....	.....	.....	.....	.....	.....
Special endocrine procedures	8,265.21	2,044.78	.....	10,309.99	.....	.....	.....	.....	.....	.....	.....	.....	10,309.99
Breast cancer studies	8,319.78	1,641.19	.....	8,483.97	.....	.....	.....	.....	.....	.....	.....	.....	8,483.97
Adult respiratory distress syndrome	6,522.31	1,140.87	.....	7,668.18	.....	.....	.....	.....	.....	.....	.....	.....	7,668.18
Professional subsidies	7,317.00	194.77	.....	7,511.77	.....	.....	.....	.....	.....	.....	.....	.....	7,511.77
Biological and genetic studies	5,888.14	240.49	.....	6,128.63	.....	.....	.....	.....	.....	.....	.....	.....	6,128.63
Multiple sclerosis studies	5,357.96	757.32	.....	6,115.28	.....	.....	.....	.....	.....	.....	.....	.....	6,115.28
Chromosome analysis	5,686.50	102.35	.....	5,788.85	.....	.....	.....	.....	.....	.....	.....	.....	5,788.85
Foetal heart monitoring	.....	.....	5,600.20	5,600.20	.....	.....	.....	.....	.....	.....	.....	.....	5,600.20
Diabetes in pregnancy	5,083.54	399.54	.....	5,483.08	.....	.....	.....	.....	.....	.....	.....	.....	5,483.08
Acute myocardial infarction	4,107.29	1,055.50	.....	5,162.79	.....	.....	.....	.....	.....	.....	.....	.....	5,162.79
Respiratory muscle adequacy	3,684.18	3,052.58	.....	6,736.76	.....	.....	.....	.....	.....	.....	.....	.....	6,736.76
Luteinizing hormone immunoassay	3,680.29	598.37	.....	3,938.66	.....	.....	.....	.....	.....	.....	.....	.....	3,938.66
Cardio data processing	3,333.84	85.84	.....	3,419.68	.....	.....	.....	.....	.....	.....	.....	.....	3,419.68
Respiratory emergencies	3,347.14	71.59	.....	3,418.73	.....	.....	.....	.....	.....	.....	.....	.....	3,418.73
Medication of asthma	2,073.85	1,291.92	.....	3,365.77	.....	.....	.....	.....	.....	.....	.....	.....	3,365.77
Medication of alkaline phosphatase	2,445.97	849.08	.....	3,295.05	.....	.....	.....	.....	.....	.....	.....	.....	3,295.05
Spontaneous in vitro matility study	2,706.94	433.23	.....	3,140.17	.....	.....	.....	.....	.....	.....	.....	.....	3,140.17
Bone pain study	3,060.84	73.20	.....	3,134.04	.....	.....	.....	.....	.....	.....	.....	.....	3,134.04
Cockford research	1,815.50	1,193.43	.....	3,008.93	.....	.....	.....	.....	.....	.....	.....	.....	3,008.93
Antilymphocyte globulin study	2,741.42	1,244.86	.....	3,986.28	.....	.....	.....	.....	.....	.....	.....	.....	3,986.28
Radio-immune assay for deoxyribose nucleic acid	1,178.83	1,428.42	.....	2,607.25	.....	.....	.....	.....	.....	.....	.....	.....	2,607.25
Mucosal biopsy	1,768.42	2,388.42	.....	4,156.84	.....	.....	.....	.....	.....	.....	.....	.....	4,156.84
Cellular immunity	2,366.08	45.74	.....	2,411.82	.....	.....	.....	.....	.....	.....	.....	.....	2,411.82
Evaluation of antilymphocyte serum	.....	2,348.70	.....	2,348.70	.....	.....	.....	.....	.....	.....	.....	.....	2,348.70
Heart repair of erythrocytes	.....	1,698.01	.....	1,698.01	.....	.....	.....	.....	.....	.....	.....	.....	1,698.01
Dialysis buffer factor	.....	959.30	.....	959.30	.....	.....	.....	.....	.....	.....	.....	.....	959.30
Investigation of thrombocytopenia in alcoholism	.....	860.62	.....	860.62	.....	.....	.....	.....	.....	.....	.....	.....	860.62
Methylene blue studies	.....	192.25	517.33	709.58	.....	.....	.....	.....	.....	.....	.....	.....	709.58
Development of erythropoietin assays	.....	654.09	.....	654.09	.....	.....	.....	.....	.....	.....	.....	.....	654.09
Thyroid laboratory	.....	652.65	.....	652.65	.....	.....	.....	.....	.....	.....	.....	.....	652.65
Child health clinic	.....	590.00	.....	590.00	.....	.....	.....	.....	.....	.....	.....	.....	590.00
Rigal joint study	.....	375.40	.....	375.40	.....	.....	.....	.....	.....	.....	.....	.....	375.40
Quality control of laboratory procedures	.....	305.50	.....	305.50	.....	.....	.....	.....	.....	.....	.....	.....	305.50
Myocardial blood flow studies	.....	281.00	.....	281.00	.....	.....	.....	.....	.....	.....	.....	.....	281.00
Bone density measurement	.....	260.73	.....	260.73	.....	.....	.....	.....	.....	.....	.....	.....	260.73
Metabolic studies in Down's syndrome	205.01	55.72	.....	260.73	.....	.....	.....	.....	.....	.....	.....	.....	260.73
Biochemical studies of heart disease	.....	177.85	.....	177.85	.....	.....	.....	.....	.....	.....	.....	.....	177.85
Plasma remin activity	.....	173.73	.....	173.73	.....	.....	.....	.....	.....	.....	.....	.....	173.73
Inborn errors	.....	152.85	.....	152.85	.....	.....	.....	.....	.....	.....	.....	.....	152.85
Evaluation of tantalum bronchography	.....	78.81	.....	78.81	.....	.....	.....	.....	.....	.....	.....	.....	78.81
Dental research	.....	55.60	.....	55.60	.....	.....	.....	.....	.....	.....	.....	.....	55.60
Oxazon suture studies	.....	40.90	.....	40.90	.....	.....	.....	.....	.....	.....	.....	.....	40.90
Colic activity	.....	21.89	.....	21.89	.....	.....	.....	.....	.....	.....	.....	.....	21.89
Toddler nutrition in hospital	.....	7.68	.....	7.68	.....	.....	.....	.....	.....	.....	.....	.....	7.68
Colic activity	.....	.40	.....	.40	.....	.....	.40	.....	.....	.....	.....	.....	.40
	\$ 139,935.29	\$ 71,364.51	\$ 7,617.33	\$ 218,917.33	\$ 105,499.52	\$ 18,760.61	\$ 965.40	\$ 93,691.80	\$ 8218,917.33				

GOVERNMENT OF THE PROVINCE OF ALBERTA  
UNIVERSITY OF ALBERTA HOSPITAL BOARD  
NOTES TO THE FINANCIAL STATEMENTS

DECEMBER 31, 1972

NOTE 1 Investments are summarized hereunder:

	Par Value	Amortized Cost
Operating:		
Government of Canada bonds .....	\$ 150,000.00	\$ 148,975.00
Trust:		
Government of Canada bonds, direct and guaranteed .....	\$ 205,000.00	\$ 197,227.46
Provincial debentures, direct and guaranteed .....	1,572,500.00	1,562,304.56
Corporate debentures .....	1,075,000.00	1,071,938.76
Corporate term notes .....	250,000.00	250,519.34
	<u>\$ 3,102,500.00</u>	<u>\$ 3,081,990.12</u>

NOTE 2 Accounts receivable consist of the following:

Patients .....	\$ 422,316.65	
Less: Allowance for doubtful accounts .....	40,087.93	
		\$ 382,228.72
Hospitalization Benefits Plan:		
Equipment .....	\$ 611,588.91	
Renovations .....	212,252.50	
In-patient co-insurance .....	400.00	
	<u>\$ 824,241.41</u>	
Deduct: Excess of payments for out-patient services and medical education .....	131,540.29	
		692,701.12
Government of Canada .....		177,372.36
Workmen's Compensation Board .....		130,745.54
Province of Alberta .....		39,868.45
Municipalities .....		3,545.64
Miscellaneous .....	\$ 225,249.85	
Less: Allowance for doubtful accounts .....	9,825.00	
		215,424.85
		<u>\$ 1,641,886.68</u>

Accounts receivable under the Hospitalization Benefits Plan are subject to approval and final determination by the Alberta Hospital Services Commission and collection is subject to such approval.

NOTE 3 Inventories of supplies on hand were certified as to quantities and prices by officials of the Hospital.

NOTE 4 No depreciation has been provided on buildings, furniture or equipment. The Hospitalization Benefits Plan provides funds for acquirement and replacement of furniture and equipment and for retirement of debt incurred in the acquirement of capital assets.

NOTE 5 Deferred income is comprised of the pro-rata budget payments received in December, 1972 in an amount of \$1,655,638.00 applicable to January, 1973 together with unexpended funds of \$81,058.44 received for the Transplant Immunology Program.

NOTE 6 Transactions in the Hospital reserve trust are as undernoted:

Balance as at December 31, 1971 .....		\$ 1,380,586.42
Add: Interest earnings .....	\$ 83,143.24	
Gain on sale of shares .....	14,990.86	
Donation .....	2,000.00	
		<u>100,134.10</u>
		\$ 1,480,720.52
Deduct: Transfer to in-service education reserve .....	\$ 16,000.00	
Day care centre, net operating costs .....	2,138.87	
Miscellaneous expense .....	661.82	
		<u>18,800.69</u>
Balance as at December 31, 1972 .....		<u>\$ 1,461,919.83</u>

NOTE 7 The Board has a commitment estimated at \$457,700.00 with respect to a building improvement project contracted and in progress as at December 31, 1972, which is not reflected in the Balance Sheet.



GOVERNMENT OF THE PROVINCE OF ALBERTA  
 PROVINCIAL CANCER HOSPITALS BOARD  
 BALANCE SHEET AS AT DECEMBER 31, 1972  
 (with comparative figures)

ASSETS

	1972	1971
Current:		
Cash on hand and in bank .....	\$ 107,984.21	\$ 247,413.78
Short term deposits .....	800,000.00	800,000.00
Investment, Canada Savings Bonds .....	50,000.00	50,299.58
Accounts receivable (Note 1) .....	142,270.56	118,838.32
Inventories .....	88,713.27	87,854.53
Prepaid expenses .....	41.89	
Due from trust funds .....		571.54
	<u>\$ 1,189,009.93</u>	<u>\$ 1,304,977.75</u>
Deferred charge .....	\$ 1,000.00	
Capital: (Note 2)		
Buildings and improvements, at cost .....	\$ 7,432.00	\$ 7,432.00
Furniture and equipment, at cost (Note 3) .....	1,969,047.79	1,841,129.56
	<u>\$ 1,976,479.79</u>	<u>\$ 1,848,561.56</u>
Trust:		
Cash in bank and treasury branch .....	\$ 14,875.52	\$ 33,057.50
Short term deposits .....	64,000.00	40,000.00
Accounts receivable .....	985.37	4,113.34
Equipment .....	1,492.26	1,492.26
	<u>\$ 81,353.15</u>	<u>\$ 78,663.10</u>
	<u>\$ 3,247,842.87</u>	<u>\$ 3,232,202.41</u>

LIABILITIES

	1972	1971
Current:		
Accounts payable .....	\$ 193,497.84	\$ 258,876.54
Province of Alberta, working capital advance .....	451,000.00	451,000.00
Deferred income (Note 4) .....	322,125.00	341,120.67
Revenue surplus, Statement No. 216 .....	35,741.27	66,334.72
	<u>\$ 1,002,364.11</u>	<u>\$ 1,117,331.93</u>
Capital:		
Capital Surplus, Statement No. 217 .....	\$ 1,976,479.79	\$ 1,848,561.56
Reserve for capital purposes (Note 5) .....	187,645.82	187,645.82
	<u>\$ 2,164,125.61</u>	<u>\$ 2,036,207.38</u>
Trust:		
Medical fees trust:		
Accounts payable .....	\$ 844.23	\$ 9,902.33
Equity .....	26,618.97	29,194.82
	<u>\$ 27,463.20</u>	<u>\$ 39,097.15</u>
Endowment trust:		
Due to operating funds .....	\$	\$ 571.54
Equity .....	53,889.95	38,994.41
	<u>\$ 53,889.95</u>	<u>\$ 39,565.95</u>
	<u>\$ 81,353.15</u>	<u>\$ 78,663.10</u>
	<u>\$ 3,247,842.87</u>	<u>\$ 3,232,202.41</u>

The accompanying notes are part of these financial statements.

## AUDITOR'S REPORT

Edmonton, Alberta, March 9, 1973

I have examined the Balance Sheet of the Provincial Cancer Hospitals Board as at December 31, 1972, and the Statements of Revenue Surplus, Capital Surplus and Revenue and Expenditure with supporting statements for the year then ended. My examination included a general review of the accounting procedures and such tests of accounting records and other supporting evidence as I considered necessary in the circumstances.

In my opinion these financial statements present fairly the financial position of the Board as at December 31, 1972, and the results of its operations for the year then ended, in accordance with generally accepted accounting principles applied on a basis consistent with that of the preceding year.

DOUGLAS W. ROGERS, C.A.

*Deputy Provincial Auditor.*

GOVERNMENT OF THE PROVINCE OF ALBERTA  
 PROVINCIAL CANCER HOSPITALS BOARD  
 STATEMENT OF REVENUE SURPLUS  
 FOR THE YEAR ENDED DECEMBER 31, 1972  
 (with comparative figures)

	1972	1971
Balance at beginning of year .....	\$ 66,334.72	\$ 187,645.82
Add: Surplus (deficit) for the year .....	(30,251.45)	63,907.87
Previous year's adjustment .....	(530.00)	2,326.85
Proceeds on sale of fixed assets .....	188.00	100.00
	<u>\$ 35,741.27</u>	<u>\$ 253,980.54</u>
Deduct: Transfer to reserve for capital purposes .....		187,645.82
Balance at end of year .....	<u>\$ 35,741.27</u>	<u>\$ 66,334.72</u>

GOVERNMENT OF THE PROVINCE OF ALBERTA  
 PROVINCIAL CANCER HOSPITALS BOARD  
 STATEMENT OF CAPITAL SURPLUS  
 FOR THE YEAR ENDED DECEMBER 31, 1972  
 (with comparative figures)

	1972	1971
Balance at beginning of year .....	\$ 1,848,561.56	\$ 602,478.12
Add: Assets provided from Hospitalization Benefits Plan .....	129,861.48	144,588.68
Assets transferred from the Province of Alberta .....		1,101,494.76
	<u>\$ 1,978,423.04</u>	<u>\$ 1,848,561.56</u>
Deduct: Disposal of assets .....	1,943.25	
Balance at end of year .....	<u>\$ 1,976,479.79</u>	<u>\$ 1,848,561.56</u>



STATEMENT No. 218

GOVERNMENT OF THE PROVINCE OF ALBERTA

PROVINCIAL CANCER HOSPITALS BOARD

## STATEMENT OF REVENUE AND EXPENDITURE

FOR THE YEAR ENDED DECEMBER 31, 1972

(with comparative figures)

## REVENUE

	1972	1971
Contributions under the Hospitalization Benefits Plan:		
Basic operating payments .....	\$ 3,021,335.00	\$ 2,838,505.00
Organized out-patient .....	789,720.00	789,720.00
Equipment and renovations .....	120,477.67	144,588.68
Special payments .....	2,000.00	.....
	<u>\$ 3,933,532.67</u>	<u>\$ 3,772,813.68</u>
General services, including wards and rooms .....	90,592.90	57,262.50
Special services and service departments, Statement No. 219 .....	73,364.18	58,983.72
Interest income .....	48,072.14	40,632.10
Miscellaneous .....	24,643.25	18,195.21
	<u>\$ 4,170,205.14</u>	<u>\$ 3,947,887.21</u>

## EXPENDITURE

Salaries, wages and fees, Statement No. 220 .....	\$ 3,025,323.58	\$ 2,765,186.86
Supplies and direct expenses, Statement No. 221 .....	1,045,271.53	974,203.80
Equipment and renovations .....	129,861.48	144,588.68
	<u>\$ 4,200,456.59</u>	<u>\$ 3,883,979.34</u>
Surplus (deficit) for the year .....	<u>\$ (30,251.45)</u>	<u>\$ 63,907.87</u>

GOVERNMENT OF THE PROVINCE OF ALBERTA  
 PROVINCIAL CANCER HOSPITALS BOARD  
 STATEMENT OF SPECIAL SERVICES AND  
 SERVICE DEPARTMENTS REVENUE  
 FOR THE YEAR ENDED DECEMBER 31, 1972  
 (with comparative figures)

	1972	1971
Dietary .....	\$ 39,751.33	\$ 33,440.12
Organized out-patient .....	24,990.58	16,898.00
Parking .....	6,657.50	6,062.50
Pharmacy .....	889.52	811.60
Nuclear medicine .....	615.00	1,307.50
Medical records .....	460.25	464.00
	<u>\$ 73,364.18</u>	<u>\$ 58,983.72</u>

GOVERNMENT OF THE PROVINCE OF ALBERTA  
 PROVINCIAL CANCER HOSPITALS BOARD  
 STATEMENT OF SALARIES, WAGES AND FEES  
 FOR THE YEAR ENDED DECEMBER 31, 1972  
 (with comparative figures)

	1972	1971
Administration .....	\$ 442,480.71	\$ 406,567.65
General services, including wards and rooms .....	444,432.29	433,537.39
Special services:		
Therapeutic radiology .....	467,911.95	444,282.64
Diagnostic radiology .....	300,887.81	253,294.11
Organized out-patient .....	271,950.97	303,766.90
Medical records and library .....	179,625.32	171,794.51
Medical staff .....	170,235.04	82,219.93
Medical physics .....	154,780.73	131,358.10
Laboratory .....	76,522.52	67,803.63
Nuclear medicine .....	73,593.96	54,776.24
Central supply room .....	33,534.92	32,773.58
Pharmacy .....	23,048.04	21,036.81
Operating room .....	16,200.00	15,480.00
Medical art and photography .....	12,253.39	9,620.04
Surgery .....	11,352.36	
Radiology training .....	10,326.31	13,224.13
Inhalation therapy .....	9,650.04	8,940.00
Social services .....	7,593.04	7,427.50
Gynecology .....	5,499.96	
Physiotherapy .....	1,278.09	
Service departments:		
Housekeeping .....	123,474.24	120,498.00
Dietary .....	86,106.19	77,134.97
Linen .....	5,005.48	4,740.00
Plant operation and maintenance .....	97,580.22	104,910.71
	<u>\$ 3,025,323.58</u>	<u>\$ 2,765,186.89</u>

STATEMENT No. 221

GOVERNMENT OF THE PROVINCE OF ALBERTA  
PROVINCIAL CANCER HOSPITALS BOARD  
STATEMENT OF SUPPLIES AND DIRECT EXPENSES

FOR THE YEAR ENDED DECEMBER 31, 1972

(with comparative figures)

	1972	1971
Administration, Statement No. 222 .....	\$ 259,178.16	\$ 223,585.38
General services, including wards and rooms .....	49,011.01	40,658.92
Special services:		
Organized out-patient .....	95,520.96	79,060.72
Diagnostic radiology .....	84,105.17	114,596.20
Medical physics .....	74,701.54	41,869.15
Therapeutic radiology .....	73,004.54	68,436.95
Nuclear medicine .....	54,220.06	48,319.63
Laboratory .....	32,888.19	25,833.03
Medical records and library .....	21,159.41	17,247.88
Central supply room .....	14,568.17	15,977.45
Medical staff .....	12,410.66	2,567.68
Medical education .....	6,299.56	6,344.07
Operating room .....	3,196.45	4,669.31
Ambulance .....	1,710.00	745.00
Medical art and photography .....	1,124.20	821.92
Pharmacy .....	751.50	731.61
Miscellaneous .....	616.79	704.88
Service departments:		
Dietary .....	91,551.61	92,272.40
Laundry .....	32,100.09	31,387.24
Linen .....	8,228.55	8,712.70
Housekeeping .....	6,585.71	5,936.49
Plant operation, Statement No. 222 .....	122,339.20	143,725.19
	<u>\$ 1,045,271.53</u>	<u>\$ 974,203.80</u>

GOVERNMENT OF THE PROVINCE OF ALBERTA  
 PROVINCIAL CANCER HOSPITALS BOARD  
 STATEMENT OF ADMINISTRATION AND PLANT OPERATION,  
 SUPPLIES AND DIRECT EXPENSES  
 FOR THE YEAR ENDED DECEMBER 31, 1972  
 (with comparative figures)

ADMINISTRATION

	1972	1971
Pension fund contributions .....	\$ 110,103.94	\$ 100,479.82
Printing, postage and office supplies .....	51,786.27	42,952.13
Staff medical, hospitalization and group insurance plan contributions .....	18,151.36	17,589.06
Travelling .....	17,006.95	13,486.08
Office equipment, maintenance and rental .....	13,514.97	14,584.00
Unemployment insurance .....	10,613.98	
Workmen's Compensation Board .....	8,150.74	8,875.14
Insurance .....	7,063.11	7,165.79
Advertising .....	4,493.29	3,241.43
Audit fee .....	3,800.00	3,150.00
Data processing .....	2,623.48	2,098.67
Indemnity to board members .....	2,380.00	1,820.00
Telephone and telegraph .....	2,313.13	1,627.81
Legal fees .....	1,575.75	1,818.33
Miscellaneous .....	5,601.19	4,697.12
	<u>\$ 259,178.16</u>	<u>\$ 223,585.38</u>

PLANT OPERATION

Building and equipment maintenance .....	\$ 32,240.92	\$ 61,050.80
Electricity .....	31,049.49	28,641.57
Steam .....	27,806.78	25,984.01
Telephone and telegraph .....	15,144.56	13,335.23
Water .....	5,007.19	5,128.49
Medical gases .....	3,588.13	2,544.10
Rent .....	2,574.89	2,699.88
Insurance .....	1,974.67	1,974.67
Fuel .....	1,578.79	1,498.57
Taxes .....	229.21	437.28
Miscellaneous .....	1,144.57	430.59
	<u>\$ 122,339.20</u>	<u>\$ 143,725.19</u>

GOVERNMENT OF THE PROVINCE OF ALBERTA  
PROVINCIAL CANCER HOSPITALS BOARD  
NOTES TO THE FINANCIAL STATEMENTS

DECEMBER 31, 1972

NOTE 1 Accounts receivable consist of the following:

Patients .....	\$ 31,815.13
Less: Allowance for doubtful accounts .....	1,743.89
	<hr/>
	\$ 30,071.24
Hospitalization Benefits Plan:	
In-patient co-insurance .....	\$ 2,205.00
*Equipment .....	96,988.00
	<hr/>
	99,193.00
Miscellaneous .....	13,006.32
	<hr/>
	\$ 142,270.56

\*In respect to the period prior to April 1, 1970.

Accounts receivable under the Hospitalization Benefits Plan are subject to approval and final determination by the Alberta Hospital Services Commission and collection is subject to such approval.

- NOTE 2 The premises occupied by the Board were constructed by the Department of Public Works and are not reflected in the above Balance Sheet.
- NOTE 3 No depreciation has been provided on furniture and equipment. The Hospitalization Benefits Plan provides funds for acquirement and replacement of furniture and equipment.
- NOTE 4 Contributions from the Province of Alberta Hospitalization Benefits Plan were, for the year under review, based on an approved budget for operating and capital purposes. Deferred income is comprised of the pro-rata budget payments received in December 1972 in an amount of \$322,125.00 applicable to January 1973.
- NOTE 5 This reserve represents the transfer of revenue surplus as at December 31, 1970, to a capital reserve as authorized by Board minute of December 16, 1971.
- NOTE 6 The Board has commitments, which are not reflected in the Balance Sheet as at December 31, 1972, to pay \$44,243.69 in respect of major equipment ordered prior to the year end but not delivered at that date.

## GOVERNMENT OF THE PROVINCE OF ALBERTA

## PUBLIC WORKS DEPARTMENT

STATEMENT OF LEGISLATIVE AND EXECUTIVE APPROPRIATIONS, EXPENDITURES AND UNEXPENDED BALANCES  
FOR THE YEAR ENDED MARCH 31, 1973

APPROPRIATIONS									
Payments for the year ended March 31, 1973	No. of Apprn.	Service	Legislative	Executive	Total	Expended	Unexpended	Over- expended	Remarks
INCOME ACCOUNT									
\$			\$ 36,820.00	\$	\$ 36,820.00	\$ 36,849.37	\$	29.37	O/C 492/73
	36,761.24	2601. Minister's Office	198,120.00		198,120.00	189,926.85	8,193.15		
	199,671.21	2602. General Administration	722,040.00		722,040.00	573,682.48	338,357.52		
	674,178.53	2603. Architectural Design Branch	626,470.00		626,470.00	376,794.27	15,815.73		
	597,402.60	2604. Engineering Design Branch	382,510.00		382,510.00	176,058.57	7,161.43		
	376,177.39	2605. Construction Supervision Branch	183,220.00		183,220.00	176,058.57	9,537.06		
	174,777.06	2606. Accounts Branch Administration	100,270.00		100,270.00	90,732.94	55,100.38		
	90,157.45	2607. Personnel Branch Administration	194,170.00		194,170.00	139,069.62			
	136,437.37	2608. Contract Branch Administration	651,410.00		651,410.00	589,541.76	61,868.24		
	594,242.85	2609. Physical Plant Division							
	25,516,145.64	2610. Maintenance and Operation of Physical Plant	26,651,710.00	22,500.00	26,674,210.00	25,741,681.04	932,528.96		S.W. 19/72-73
	642,523.25	2611. Edmonton Shops Administration	721,510.00		721,510.00	653,716.93	67,793.07		
	311,415.72	2612. Calgary Shops Administration	327,850.00		327,850.00	318,099.41	9,750.59		
	160,862.43	2616. Properties Branch Administration	180,130.00		180,130.00	161,864.90	18,265.10		
	4,924,953.63	2617. Government Leased Premises	6,123,620.00	75,356.00	6,198,976.00	4,943,661.60	1,253,314.40		S.W. 19/72-73
	105,858.83	2620. Government Automobile Service	116,100.00		116,100.00	106,761.22	9,338.78		
	390,000.00	2625. Grants for Construction of Police Buildings	220,000.00		220,000.00	170,416.82	49,583.18		
	3,975,253.51	2626. Grants to Municipalities in Lieu of Taxes	4,500,000.00		4,500,000.00	3,939,289.42	560,710.58		
	\$ 38,906,818.91	TOTAL: Income Account	\$ 41,946,050.00	\$ 97,856.00	\$ 42,043,906.00	\$ 38,906,327.60	\$ 3,137,578.40 (Net)		
CAPITAL ACCOUNT									
\$			\$ 38,088,400.00	\$ 40,000.00	\$ 38,128,400.00	\$ 30,951,399.19	\$ 7,177,000.81		S.W. 4/72-73
	33,223,643.54	2682. Sites and Construction	4,500,000.00	68,882.00	4,568,882.00	4,645,322.93		76,440.93	S.W. 19/72-73
	4,276,608.41	2683. Furnishings and Equipment						O/C 1009, 1338, 1638/72	& 315/73
	35,441.79	2684. Heating Plants Equipment							
	42.10	2685. University of Calgary							
	99.70	2686. University of Alberta							
\$	37,535,835.54	TOTAL: Capital Account	\$ 42,588,400.00	\$ 108,882.00	\$ 42,697,282.00	\$ 35,596,722.12	\$ 7,100,559.88 (Net)		

Certified correct,

DOUGLAS W. ROGERS, C.A.  
Deputy Provincial Auditor.



GOVERNMENT OF THE PROVINCE OF ALBERTA  
PUBLIC WORKS DEPARTMENT  
EXPENDITURE CLASSIFIED BY APPROPRIATIONS AND CHARACTER  
FOR THE YEAR ENDED MARCH 31, 1973  
INCOME ACCOUNT

Service	2601 Minister's Office	2602 General Administration	2603 Architectural Design Branch	2604 Engineering Design Branch	2605 Construction Supervision Branch	2606 Accounts Branch Administration	2607 Personnel Branch Administration	2608 Contracts Branch Administration	2609 Physical Plant Division Administration	2610 Maintenance and Operation of Physical Plant	2611 Edmonton Shops Administration	2612 Calgary Shops Administration	2616 Properties Branch Administration	2617 Government Leased Premises	2620 Government Automobile Service	2625 Grants for Construction of Police Buildings	2626 Grants to Municipalities in Lieu of Taxes	Totals
Advertising	\$	\$	\$	\$	\$	\$	\$	\$	\$	2,547.62	\$	\$	\$	\$	\$	\$	\$	2,547.62
Automobiles, trucks and mobile equipment, purchase	4,155.40									1,373.42					5,799.66			12,328.48
Automobiles, trucks and mobile equipment, expenses										62,153.01	567.97	247.11						62,968.09
Compensation								2,737.07		246.25								2,983.32
Contracts and agreements										1,329,053.95				110,882.93	520.00			1,440,456.88
Entertainment expenses										288.43								288.43
Fees and commissions		1,151.70	3,161.96	1,221.13	950.00	609.01	301.00	3,359.01	2,314.86	108,720.92	372.44	1,934.90	5,275.96	21,264.72				150,677.61
Freight, express and cartage					1,168.76			159.85	60,945.93		373.19	1,003.23		18,683.46				82,466.77
Furnishings, equipment and tools		1,089.80	2,635.91	5,857.17	2,043.60	1,682.42	759.90		2,814.83	256,592.41	1,673.51	360.33	558.76	11,840.07	139.88			288,248.59
Grants, prizes																170,416.82	3,939,289.42	4,109,706.24
Insurance										247,452.61				177.05				247,629.66
Interest										15,558.96								15,558.96
Materials and supplies, administrative	1,027.85	6,076.47	9,251.04	4,052.09	2,973.84	5,280.21	2,406.74	18,936.98	9,725.49	388,627.11	5,141.45	2,788.58	2,949.59	6,410.77	3,107.64			1,240,980.11
Materials and supplies, construction				1,021.40						1,191,996.54	4,748.27			42,050.48	692.23			1,240,980.11
Miscellaneous expenses	55.40	77.39	112.17	3.15	85.61	12.95	19.50	71.07	51.00	68.45	28.60	86.57	77.50	131.14	73.49			973.99
Postage		472.10	363.03	183.83	359.55	1,017.00	1,696.90	2,653.86	2,453.11	2,139.83	454.16	600.00	811.46					13,204.83
Rentals		1,927.44	3,594.63	11,139.88	1,029.00	1,318.64	1,020.16	10,220.40	13,033.46	304,684.29	67,797.43	25,746.51	2,323.37	4,099,460.48				4,543,295.71
Repair and maintenance of furnishings, equipment and tools			153.50	103.85				425.21		357,737.85	3,349.24	1,060.00		2,241.06	991.41			366,112.12
Repair and maintenance of office																		
Salaries	188.51	514.52	994.38	321.61	218.00	750.21	202.64	330.39	499.72	2,119.02			438.03					6,177.03
Travelling expenses of public servants	29,347.64	170,496.84	640,289.07	563,868.32	358,757.82	163,789.20	78,241.69	90,488.28	500,583.19	4,345,398.13	347,396.22	199,070.30	141,217.32		86,718.13			7,716,262.15
Utilities										82,747.32								82,747.32
Telephone and telegraph	564.32	805.92	1,949.18	985.16	4,154.94	287.80	1,466.13	626.57	7,560.37	1,304,524.53	2,335.18	3,597.34	2,797.01	424,140.20				1,755,395.05
Travelling expenses of other than public servants										523.10								523.10
Wages	1,510.25	6,057.84	6,190.88	3,537.93	2,979.74	33.21	2,327.96	3,721.92	27,543.73	182,523.73	10,267.50	12,835.24	5,395.88	2,516.32	7,289.36			274,731.49
			1,770.20	2,472.86	1,768.51		400.00		623.72	7,076.50								14,111.79
										5,497,644.13				17,101.65				5,514,745.78
		1,256.83	4,016.45	1,412.10	304.90	1,277.92	1,890.32	5,326.11	22,178.43	9,988,287.00	209,011.73	68,297.71		188,761.27	429.42			10,492,450.19
<b>TOTAL: Income Account</b>	<b>\$ 36,849.37</b>	<b>\$ 189,926.85</b>	<b>\$ 673,682.40</b>	<b>\$ 596,180.48</b>	<b>\$ 376,794.27</b>	<b>\$ 176,058.57</b>	<b>\$ 90,732.94</b>	<b>\$ 139,069.62</b>	<b>\$ 569,541.76</b>	<b>\$25,741,681.04</b>	<b>\$ 653,716.93</b>	<b>\$ 318,099.41</b>	<b>\$ 161,854.90</b>	<b>\$ 4,945,661.60</b>	<b>\$ 106,761.22</b>	<b>\$ 170,416.82</b>	<b>\$ 3,939,289.42</b>	<b>\$38,906,327.60</b>

## CAPITAL ACCOUNT

Service	2682 Sites and Construction	2683 Furnishings and Equipment	Totals
Advertising	17,135.48		17,135.48
Automobiles, trucks and mobile equipment, purchase	34,029.61	414,762.47	448,792.08
Automobiles, trucks and mobile equipment, expenses	3,121.07	974.26	4,095.33
Buildings and sites	2,187,252.82	458.48	2,187,711.30
Contracts and agreements	24,366,087.50	18,156.42	24,384,243.92
Easements and right of way	35,890.00		35,890.00
Entertainment	4,193.00		4,193.00
Fees and commissions	1,191,210.83	365.75	1,191,576.58
Freight, express and cartage	4,210.97	4,250.03	8,461.00
Furnishings, equipment and tools	241,016.01	3,834,241.44	4,075,257.45
Insurance	1,571.57		1,571.57
Materials and supplies, administrative	39,245.05	195,441.33	234,686.38
Materials and supplies, construction	805,125.52	88,821.94	893,947.46
Miscellaneous expenses	8.06	80.95	89.01
Postage	136.40		136.40
Rentals	93,581.66	4,318.84	97,900.50
Repair and maintenance of furnishings, equipment and tools	21,013.83	4,083.02	25,096.85
Telephone and telegraph	13,514.73	335.80	13,850.53
Travelling expenses of public servants	190,700.57	6,144.25	196,844.82
Utilities	2,585.07		2,585.07
Wages	1,699,769.44	72,887.95	1,772,657.39
<b>TOTAL: Capital Account</b>	<b>\$30,951,399.19</b>	<b>\$ 4,645,322.93</b>	<b>\$35,596,722.12</b>



## GOVERNMENT OF THE PROVINCE OF ALBERTA

## PUBLIC WORKS DEPARTMENT

## CASH COLLECTED ON INCOME AND CAPITAL ACCOUNTS

FOR THE YEAR ENDED MARCH 31, 1973

## INCOME ACCOUNT

	Actual	Estimates	In Excess of Estimates	Less than Estimates
Agricultural and vocational colleges:				
Fairview .....	\$ 1,764.00	\$ 1,765.00	\$ .....	1.00
Olds .....	274.60	350.00	.....	75.40
Vermilion .....	2,067.60	2,070.00	.....	2.40
Alberta Health Care Insurance Commission, offices ..	121,910.29	301,470.00	.....	179,559.71
Civil service parking fees .....	211,858.00	233,880.00	.....	22,022.00
Garage revenue .....	65,241.76	60,000.00	5,241.76	.....
Government of Canada re:				
Alberta emergency measures organization, maintenance .....	7,500.00	15,000.00	.....	7,500.00
Canada assistance plan .....	553,047.91	550,000.00	3,047.91	.....
Inspection service .....	2,500.00	2,300.00	200.00	.....
Institutions:				
Alberta hospital, Edmonton .....	14,298.92	4,150.00	10,148.92	.....
Alberta hospital, Claresholm .....	11,009.59	.....	11,009.59	.....
Alberta hospital, Ponoka .....	5,825.91	5,520.00	305.91	.....
Belmont rehabilitation centre .....	1,241.57	1,080.00	161.57	.....
Bowden institution .....	3,098.07	3,100.00	.....	1.93
Correctional institution, Fort Saskatchewan .....	400.50	300.00	100.50	.....
Correctional institution, Lethbridge .....	9,694.92	10,230.00	.....	535.08
Correctional institution, Calgary .....	1,820.82	1,010.00	810.82	.....
Correctional institution, Peace River .....	288.00	290.00	.....	2.00
Nordegg camp, Nordegg .....	576.00	580.00	.....	4.00
Sanatorium, Calgary .....	802.77	2,620.00	.....	1,817.23
Welfare centre, Gunn .....	361.20	365.00	.....	3.80
Youngstown home .....	746.40	750.00	.....	3.60
Miscellaneous .....	4,309.75	2,500.00	1,809.75	.....
Pilot plant, Research Council .....	8,443.66	7,400.00	1,043.66	.....
Power plant, Edmonton south .....	2,184,903.22	1,879,450.00	305,453.22	.....
Reimbursement of salaries .....	72,448.27	12,000.00	60,448.27	.....
Rents .....	940,539.18	914,000.00	26,539.18	.....
Reserve leases .....	92.00	30.00	62.00	.....
Sale of material .....	.....	2,000.00	.....	2,000.00
Southern Alberta Institute of Technology:				
Sale of steam and power .....	54,790.38	30,000.00	24,790.38	.....
<b>TOTAL: Income Account</b> .....	<b>\$ 4,281,855.29</b>	<b>\$ 4,044,210.00</b>	<b>\$ 237,645.29</b>	<b>(Net)</b>

## CAPITAL ACCOUNT

Government of Canada re:				
Refund of sales tax on buildings under construction .....	\$ 208,173.32	\$ 500,000.00	\$ .....	\$ 291,826.68
Miscellaneous .....	105,024.84	.....	105,024.84	.....
Sale of equipment re Aberhart Memorial Sanatorium ..	284,317.50	.....	284,317.50	.....
Sale of land .....	776,358.00	700,000.00	76,358.00	.....
Stony Plain, Spruce Grove, Parkland, water line .....	.....	988,800.00	.....	988,800.00
<b>TOTAL: Capital Account</b> .....	<b>\$ 1,373,873.66</b>	<b>\$ 2,188,800.00</b>	<b>\$ 814,926.34</b>	<b>(Net)</b>

Certified correct,

DOUGLAS W. ROGERS, C.A.

Deputy Provincial Auditor.

## GOVERNMENT OF THE PROVINCE OF ALBERTA

EXPENDITURE ON MAINTENANCE, ADDITIONS, FURNISHINGS AND EQUIPMENT  
AND CONSTRUCTION OF PUBLIC BUILDINGS, INSTITUTIONS  
AND POWER PLANTS

FOR THE YEAR ENDED MARCH 31, 1973

Location	Maintenance	Furnishings and Equipment	Sites and Construction	Total
Administration building, Edmonton .....	\$ 372,417.90	\$ 73,596.03	\$ 4,104.00	\$ 450,117.93
Administration building, Lethbridge .....	120,623.19	9,196.69		129,819.88
Agriculture building, Edmonton .....	315,470.31	59,228.21	122,163.07	496,861.59
Alberta health care insurance commission building, Edmonton .....	302,254.57	130,353.93	1,582,488.81	2,015,097.31
Alberta horticultural and research centre, Brooks .....	128,360.91	25,769.67	896,514.73	1,050,645.31
Alberta hospital, Edmonton .....	1,089,654.19	93,524.63	166,574.75	1,349,753.57
Alberta hospital, Ponoka .....	742,535.32	28,679.74	105,831.67	877,046.73
Alberta school hospital, Red Deer .....	666,858.83	20,753.29	16,116.71	703,728.83
Alberta vocational centre, Calgary .....	226,566.33	220,673.14	203,125.99	650,365.46
Alberta vocational centre, Edmonton .....	314,539.13	33,132.79	34,294.53	381,966.45
Alberta vocational centre, Ft. McMurray .....	178,202.93	269,595.87	167,471.34	615,270.14
Alberta vocational centre, Grouard .....	219,309.47	63,992.04	345,850.64	629,152.15
Auditorium, Calgary .....	324,397.83	37,823.73	209,253.29	571,474.85
Auditorium, Edmonton .....	385,321.47	29,213.21	135,323.69	549,858.37
Baker memorial sanatorium, Calgary .....	329,772.09	2,057.60		331,829.69
Belmont rehabilitation centre, Edmonton .....	154,572.66		413.62	154,986.28
Bowden institution, Bowden .....	217,107.59	5,944.28	19,974.02	243,025.89
Centre for care of the mentally handicapped, Edmonton .....	76,788.96	18,280.54	227,274.95	322,344.45
Claresholm centre, Claresholm .....	315,174.23	5,974.86	15,807.87	336,956.96
Correctional institution, Calgary .....	356,818.00	18,265.30	246,074.55	621,157.85
Correctional institution, Ft. Saskatchewan .....	352,490.73	18,431.33	123,362.91	494,284.97
Correctional institution, Lethbridge .....	240,446.69	12,912.06	147,132.38	400,491.13
Correctional institution, Peace River .....	188,720.67	6,723.93	42,784.09	368,228.69
Court house, Calgary .....	205,101.78	13,479.92	33,491.95	252,073.65
Court house, Edmonton .....	399,184.66	326,480.97	544,972.39	1,270,638.02
Deerhome, Red Deer .....	648,180.30	72,687.12	91,590.84	762,458.26
Edmonton diagnostic centre, Edmonton .....	129,061.80	970.04	4,773.26	134,805.10
Energy resources conservation board building, Calgary .....	99,758.67	265.88	164,450.47	264,475.02
Energy resources conservation board storage building, Calgary .....	83,177.66		19,669.90	102,847.56
Fairview college, Fairview .....	378,994.67	32,501.33	35,758.83	447,254.83
Government offices, Madison building, Edmonton .....	428,824.17	227,395.53		656,219.70
Government offices, C.N. Tower, Edmonton .....	270,772.33	23,333.38		294,105.71
Government offices, I.B.M. building, Edmonton .....	328,684.43	19,726.98		348,411.41
Government offices, Executive building, Edmonton .....	295,779.50	10,222.00		306,001.50
Government offices, Milner building, Edmonton .....	324,294.23	36,051.81		360,346.04
Government offices, 100th Ave. building, Edmonton .....	99,251.41	5,321.36		104,572.77
Government offices, Chancery Hall, Edmonton .....	139,968.59	888.69		140,857.28
Government offices, Devonian building, Edmonton .....	272,865.49	21,444.19		294,309.68
Government offices, W.C.B. building, Edmonton .....	221,335.90	4,733.50		226,069.40
Government offices, Centennial building, Edmonton .....	229,740.20	16,821.51		246,561.71
Government offices, Beaver House, Edmonton .....	129,820.05	4,250.41		134,070.46
Health science centre, Calgary .....			256,915.61	256,915.61
Highway maintenance shop, East Edmonton .....	226,000.73	5,880.44	12,058.38	243,939.55
Highway maintenance shop, Fort Assiniboine .....	415.10	5,266.04	102,558.87	108,240.01
Highway maintenance shop, St. Paul .....	6,008.46	3,632.20	121,662.69	131,303.35

(Continued on Page 359)



## STATEMENT No. 226—Continued

Location	Maintenance	Furnishings and Equipment	Sites and Construction	Total
Highway maintenance shop, Whitecourt .....	4,305.01	5,017.11	111,670.81	120,992.93
Highways building, Edmonton .....	360,122.47	21,022.55	1,933.77	383,078.79
Home for the aged, Sedgewick .....	134.78	40,523.70	441,080.02	481,738.50
Home for the aged, Drayton Valley .....		44,355.62	439,519.21	483,874.83
Home for the aged, Lethbridge .....		44,556.56	436,202.74	480,759.30
J. J. Bowlen building, Calgary .....	449,678.58	52,482.64	844.50	503,005.72
Land reserve, Calgary .....			264,822.84	264,822.84
Land titles building, Edmonton .....	118,521.27	3,888.61		122,409.88
Lands and forests training school, Hinton .....	52,437.17	18,827.29	871,211.36	942,475.82
Lands and forests park, Elkwater .....	222.14	2,989.41	116,274.47	119,486.02
Lands and forests park, Pigeon Lake .....			153,801.76	153,801.76
Lands and forests fish hatchery, Calgary .....	8,735.08	57,923.24	2,619,868.52	2,686,526.84
Legislative building and grounds, Edmonton .....	918,019.70	138,198.81	389,728.57	1,445,947.08
Mount Royal—Lincoln Park land, Calgary .....	16,983.47		871,414.66	888,398.13
Municipal affairs building, Edmonton .....	100,119.87	13,719.15	21,168.46	135,007.48
Natural resources building, Edmonton .....	332,547.90	23,355.08	238.55	356,141.53
Northern Alberta institute of technology, Edmonton .....	1,456,447.47	400,826.49	2,926,970.44	4,784,244.40
Olds college, Olds .....	442,906.58	56,066.42	120,176.78	619,149.78
O. S. Longman building, Edmonton .....	436,611.69	76,412.81	182,150.28	695,174.78
Parkland water line, County of Parkland, Spruce Grove and Stony Plain .....			649,691.30	649,691.30
Power plant, Edmonton .....	342,578.73	3,265.34		345,844.07
Power plant, Edmonton South .....	1,913,921.40		2,439,210.86	4,353,132.26
Provincial building, Brooks .....	11,254.85	20,867.73	408,107.26	440,229.84
Provincial building, Stettler .....	6,273.44	29.37	204,954.61	211,257.42
Provincial building, Wetaskiwin .....	758.87	129.51	507,027.01	507,915.39
Provincial building, Vegreville .....	2,025.57	181.31	431,878.22	434,085.10
Provincial hostel, Edmonton .....	105,255.95	782.55		106,038.50
Provincial museum and archives building, Edmonton .....	408,878.76	49,149.31	49.12	458,077.19
Public works shops, Edmonton .....	117,208.89	8,850.27	18,735.86	144,795.02
Public works shops, Edmonton West .....	116,548.97	7,445.91	13,549.96	137,544.84
Raymond home, Raymond .....	107,428.50	1,598.12	2,472.91	111,499.53
Research council of Alberta, Edmonton .....	186,542.76	7,956.95	95,747.81	290,247.52
Research council, (pilot plant), Clover Bar .....	229,241.09	105.00	4,824.70	234,170.79
Rosehaven, Camrose .....	352,052.32	8,915.46	39,111.94	400,079.72
School for the deaf, Edmonton .....	278,474.60	5,396.45	8,267.61	292,138.66
Social development offices, Calgary .....	154,910.63	5,318.28		160,228.91
Social development offices, Edmonton west .....	118,582.71	2,369.62		120,952.33
Southern Alberta institute of technology, Calgary .....	1,625,809.69	718,885.08	5,604,994.60	7,949,689.37
Terrace building, Edmonton .....	482,132.25	75,729.30	32,069.65	589,931.20
Treasury branch, Cold Lake .....	7,372.93	3,157.65	94,314.00	104,844.58
Treasury branch, Red Deer .....	2,035.11	58.27	126,637.87	128,731.25
Tree nursery, Oliver .....	61,414.22	2,556.50	178,675.91	242,646.63
Various buildings, expenditure per building under \$100,000.00 .....	6,150,226.00	657,133.97	3,394,309.30	10,201,669.27
Vermilion college, Vermilion .....	299,259.39	67,782.62	70,732.86	437,774.87
Youth assessment centre, Grande Prairie .....	25,844.35	17,206.95	423,511.33	465,562.63
Youth development centre, Belmont .....	217,893.35	14,809.75	33,605.96	266,309.06
<b>TOTAL</b> .....	<b>\$ 30,687,342.64</b>	<b>\$ 4,645,322.93</b>	<b>\$ 30,951,399.19</b>	<b>\$ 66,284,064.76</b>

## SUMMARY

<b>Income Account:</b>			
Appropriation	2610	\$ 25,741,681.04	
"	2617	4,945,661.60	
			\$ 30,687,342.64
<b>Capital Account:</b>			
Appropriation	2682	\$ 30,951,399.19	
"	2683	4,645,322.93	
			35,596,722.12
			<u>\$ 66,284,064.76</u>

GOVERNMENT OF THE PROVINCE OF ALBERTA  
PUBLIC WORKS STOCK ADVANCE  
BALANCE SHEET AS AT MARCH 31, 1973  
(with comparative figures)

## ASSETS

	1973	1972
Accounts receivable .....	\$ 440,761.24	\$ 394,019.76
Materials and supplies on hand, at cost .....	452,173.87	468,669.46
Prepaid expenses .....	6,678.46	7,390.33
Equipment, at cost less accumulated depreciation .....	221,208.14	210,716.78
	<u>\$ 1,120,821.71</u>	<u>\$ 1,080,796.33</u>

## LIABILITIES

Accounts payable .....	\$ 109,406.24	\$ 101,459.27
Provincial Treasurer's advance .....	950,116.88	910,490.11
Surplus, Statement No. 228 .....	61,298.59	68,846.95
	<u>\$ 1,120,821.71</u>	<u>\$ 1,080,796.33</u>

The accompanying notes are part of these financial statements.

## AUDITOR'S REPORT

Edmonton, Alberta, July 26, 1973

I have examined the Balance Sheet of the Public Works Stock Advance as at March 31, 1973 and the Statement of Operations for the year then ended. My examination included a general review of the accounting procedures and such tests of accounting records and other supporting evidence as I considered necessary in the circumstances.

In my opinion these financial statements present fairly the financial position of the Public Works Stock Advance as at March 31, 1973 and the results of its operations for the year then ended, in accordance with generally accepted accounting principles applied on a basis consistent with that of the preceding year.

DOUGLAS W. ROGERS, C.A.

*Deputy Provincial Auditor.*



STATEMENT No. 228

GOVERNMENT OF THE PROVINCE OF ALBERTA  
PUBLIC WORKS STOCK ADVANCE  
STATEMENT OF OPERATIONS AND SURPLUS  
FOR THE YEAR ENDED MARCH 31, 1973  
(with comparative figures)

	1973	1972
Profit on material and shop sales:		
Material and shop sales .....	\$ 2,322,424.28	\$ 2,338,938.69
Less: Cost of sales and shop expense .....	2,302,798.60	2,311,827.37
	<u>\$ 19,625.68</u>	<u>\$ 27,111.32</u>
Profit arising from operation of equipment:		
Rentals .....	\$ 237,325.04	\$ 251,257.46
Profit on sale of equipment .....	14,786.76	18,228.30
	<u>\$ 252,111.80</u>	<u>\$ 269,485.76</u>
Less:		
Maintenance .....	\$ 110,134.25	\$ 131,037.02
Depreciation .....	80,558.09	77,726.20
Salaries .....	19,554.49	18,844.93
Miscellaneous .....	192.06	141.98
	<u>\$ 210,438.89</u>	<u>\$ 227,750.13</u>
	<u>\$ 41,672.91</u>	<u>\$ 41,735.63</u>
Net profit for the year .....	\$ 61,298.59	\$ 68,846.95
Surplus at beginning of year .....	68,846.95	95,946.61
	<u>\$ 130,145.54</u>	<u>\$ 164,793.56</u>
Less: Remitted to Provincial Treasurer .....	68,846.95	95,946.61
Surplus at end of year .....	<u>\$ 61,298.59</u>	<u>\$ 68,846.95</u>

GOVERNMENT OF THE PROVINCE OF ALBERTA  
PUBLIC WORKS STOCK ADVANCE  
NOTES TO THE FINANCIAL STATEMENTS

MARCH 31, 1973

- NOTE 1 Authority  
Public Works Stock Advance was established under the authority of The Department of Public Works Act, Chapter 105, R.S.A. 1970.
- NOTE 2 Retroactive Salary Increases  
These financial statements do not reflect the applicable portions of the general salary increase authorized by Order-in-Council 691/73, dated May 8, 1973 which was retroactive to January 1, 1973.

GOVERNMENT OF THE PROVINCE OF ALBERTA  
TREASURY DEPARTMENT

STATEMENT OF LEGISLATIVE, EXECUTIVE AND STATUTORY APPROPRIATIONS, EXPENDITURES AND UNEXPENDED BALANCES  
FOR THE YEAR ENDED MARCH 31, 1973

[illegible]

## CAPITAL ACCOUNT

[illegible]

Certified correct,

DOUGLAS W. ROGERS, C.A.  
*Deputy Provincial Auditor.*





GOVERNMENT OF THE PROVINCE OF ALBERTA  
TREASURY DEPARTMENT  
EXPENDITURE CLASSIFIED BY APPROPRIATIONS AND CHARACTER  
FOR THE YEAR ENDED MARCH 31, 1973  
INCOME ACCOUNT

	2701 Minister's Office	2702 General Administration	2704 Refunds of Previous Year's Revenue	2705 Remissions	2706 General Government Grants	2708 Surveys and Commissions	2710 Workmen's Compensation Assessment	2711 Mailing—Government Chequer	2712 Public Service Medical Insurance Benefit	2714 Unemployment Insurance—Employer's Contribution	2715 Alberta Resources Railway	2716 Canada Pension Plan	2719 Public Utility Income Tax Rebate	2720 Budget Bureau	2722 Estate Tax Rebate Act	2724 Alberta Gazette	2725 Purchasing Agency	2727 Tobacco Tax Branch	2728 Fuel Oil Tax Branch	2730 Group Insurance	2731 Workmen's Compensation Board Pensions	2750 Public Debt—Administration	2753 Public Debt—Interest	2755 Debt Retirement	Chap. 31 Sec. 3 Blind Workmen's Compensation Act	Totals
Advertising						21,179.14																				21,179.14
Automobile, trucks and mobile equipment, purchase	4,500.00																									4,500.00
Automobile, trucks and mobile equipment, expenses		1,216.21				216.26													241.73							1,674.20
Board Pension Plan—employer's contribution							510,134.12					2,007,046.64									599,074.79				2,260.54	2,007,046.64
Insurance																		27,030.00								27,030.00
Insurance and agreements	141.43	265.15				400.80													142.15							949.53
Insurance expenses	120.00	6,692.96				75,473.80					55,189.16			20,592.03	230.00		233.06		3,852.00			9,585.38				171,968.39
Interest on commissions						211.45								145.00					1,390.74							4,398.72
Freight, express and cartage						150.00								1,668.00	607.81		1,237.74		273.74			409.38				15,596.60
Insurance, equipment and tools		11,253.93			1,225,511.12				912,072.22											261,681.16						2,399,264.50
Interest, prime		640.00																								640.00
Interest											7,037,823.25												19,111,072.73			26,148,895.98
Materials and supplies, administrative	1,048.19	28,324.59				108,043.96								1,329.43	240.10	96,552.37	12,281.21	2,617.96	141,820.96			4,236.23				396,495.00
Materials and supplies, construction											43.63				32.37	61.79	58.00	161.83	111.94			119.02				917.84
Maintenance expenses	103.97	271.24						47,103.49						37.99	32.37	7,464.87	15,038.73		3,245.78			1,804.42		3,632,021.78		3,632,021.78
Printing		2,786.75				304.70																				77,748.74
Interest on debt			508,095.56	20,005.21									7,539,517.00		9,288,089.47											17,355,707.24
Interest and remissions		15,190.56				500.35					1,632.00			165.75					301.25			3,586.08				21,375.99
Interest and maintenance of tax machines														257.00	194.07		895.53	108.67								3,701.40
Interest														145,504.77	43,909.87	12,399.93	227,080.82	37,150.36	212,739.50			58,893.61				1,042,514.81
Interest and telegraph	29,361.99	275,473.96				674.98								570.98	190.54		1,829.02		543.25							8,091.06
Printing expenses of other than tax services	451.18	3,831.11																								3,661.96
Printing expenses of public servants	1,779.90	6,571.68				2,930.31					379.65			352.00	822.65		665.24	1,547.19	19,825.82							36,470.73
Interest		404.50												547.10												951.60
Automobile Insurance, Government										1,005,861.55																1,005,861.55
Interest		31,255.47				1,954.13								4,257.09			2,016.49	1,156.58	9,336.64							49,976.40
TOTAL Income Account	\$ 37,506.66	\$ 388,184.36	\$ 508,095.56	\$ 20,005.21	\$ 1,225,511.12	\$ 212,170.86	\$ 510,134.12	\$ 47,103.49	\$ 912,072.22	\$ 1,005,861.55	\$ 7,095,067.69	\$ 2,007,046.64	\$ 7,539,517.00	\$ 180,685.39	\$ 9,334,316.88	\$ 116,478.96	\$ 261,335.84	\$ 42,742.59	\$ 421,247.51	\$ 261,681.16	\$ 599,074.79	\$ 79,026.54	\$ 19,111,072.73	\$ 3,632,021.78	\$ 2,260.54	\$ 555,550,221.56





## STATEMENT No. 230—Continued

## CAPITAL ACCOUNT

Apprn. No.	Service	Advances for Working Capital	Debentures, Stocks and	Refunds	Advances and Loans Repayable	Contracts and Agreements	Implementations of Guarantees	Materials and Supplies—Administrative	Totals
2781	Previous year's refunds .....	\$	\$	\$ 21,047.94	\$	\$ 378,195.54	\$	\$	\$ 21,047.94
2783	Bighorn storage and power development .....								\$ 378,195.54
S.W. 31, 1972-73	Printing costs re Birds of Alberta .....							20,212.50	20,212.50
S.W. 50, 1972-73	Advances to Wildlife Damage Fund .....				200,000.00				200,000.00
<b>STATUTORY:</b>									
Purchases of debentures and stocks (Special Investment Fund)									
	Advances for working capital .....	22,826,963.92	1,872,122.64						1,872,122.64
	Cattle purchasing advance .....								22,826,963.92
	Agricultural Development Loans Act .....				90,418.90				90,418.90
	Rural Electrification Association .....				2,000,000.00				2,000,000.00
	Native Co-operative Guarantee Act .....						384,902.43		384,902.43
	Mink farmers assistance loans .....						1,024,644.03		1,024,644.03
	Grain drying loans .....						33,104.11		33,104.11
	Alberta Internat. assistance loans .....						2,814.86		2,814.86
	Advances to Alberta Opportunity Fund .....				220,155.71		143,437.11		143,437.11
	Advances to Alberta Housing Corporation .....				2,758,000.00				220,155.71
	Advance to Alberta Resources Railway Corporation .....				10,000,000.00				2,758,000.00
	Advance to Industrial Development Incentives Board .....				109,241.11				10,000,000.00
	Advance to Motor Vehicle Accident Claims Fund .....				0,000.00				109,241.11
	Advance to Alberta Liquor Control Board .....				600,000.00				0,000.00
	Advance to Alberta Government Telephones .....				15,000,000.00				600,000.00
	Advances under Municipal Land Loans Act .....				20,000,000.00				15,000,000.00
					2,311,650.62				20,000,000.00
									2,311,650.62
TOTAL: Capital Account .....		\$22,826,963.92	\$ 1,872,122.64	\$ 21,047.94	\$53,359,466.34	\$ 378,195.54	\$ 1,588,902.54	\$ 20,212.50	\$80,066,911.42

GOVERNMENT OF THE PROVINCE OF ALBERTA  
TREASURY DEPARTMENT  
CASH COLLECTED ON INCOME AND CAPITAL ACCOUNTS  
FOR THE YEAR ENDED MARCH 31, 1973  
INCOME ACCOUNT

STATEMENT No. 231

	Actual	Estimates	In Excess of Estimates	Less than Estimates
Alberta Government Telephones Commission, earnings \$	1,750,000.00	\$ 1,500,000.00	\$ 250,000.00	
Alberta Income Tax Act:				
Corporation Income Tax	97,651,859.36	73,000,000.00	24,651,859.36	
Individual Income Tax	232,017,980.86	224,000,000.00	8,017,980.86	
Alberta Municipal Financing Corporation, fees	50,000.00	20,000.00	30,000.00	
Fuel Oil Tax Act	90,868,879.85	88,200,000.00	2,668,879.85	
Government of Canada:				
Share of income tax, public utility corporations	18,894,498.00	7,500,000.00	11,394,498.00	
Federal-Provincial Fiscal Arrangements:				
Succession duties share	913,500.00		913,500.00	
Rebate re Excise and Fuel Oil Tax Act	7,620.24	6,000.00	1,620.24	
Subsidies:				
Amount payable pursuant to agreement for transfer of natural resources	1,125,000.00	1,125,000.00		
Debt allowance	405,375.00	405,000.00	375.00	
Government and legislation	240,000.00	240,000.00		
Population	1,366,998.40	1,346,400.00	20,598.40	
Agricultural rehabilitation and development	34,583.97		34,583.97	
Friendship centre agreement	79,999.99	30,000.00	49,999.99	
Lesser Slave Lake special area	1,866,824.26		1,866,824.26	
Travel bureau	36,532.59		36,532.59	
Insurance Corporations Tax Act	5,874,191.13	5,350,000.00	524,191.13	
Interest on:				
Advances to Alberta Government Telephones Commission	1,253,367.26	1,049,100.00	204,267.26	
Advances to Alberta Resources Railway Corporation		1,060,000.00		1,060,000.00
Advances to cities	5,478.48	5,475.00	3.48	
Advances to school book branch advance		82,000.00		82,000.00
Advances to students' union and physical education building	191,216.52	191,200.00	16.52	
Advances to University of Calgary, students' union building	103,064.59	103,100.00		35.41
Advances to University of Alberta Hospital	284,952.23	284,900.00	52.23	
Advances under Municipal Capital Expenditure Loans Act	1,284,494.54	1,303,000.00		18,505.46
Advances under Municipal Land Loans Act	1,934,273.51	2,000,000.00		65,726.49
Advances under New Towns Act	421,362.87	425,000.00		3,637.13
Advances under Rural Electrification Revolving Fund Act	515,936.73	490,000.00	25,936.73	
Advances under Rural Telephones Revolving Fund Act	77,819.09	78,400.00		580.91
Advances under Self-Liquidating Projects Act	11,137.96	12,800.00		1,662.04
Bank balances	2,847,285.11	3,110,000.00		262,714.89
General trust investments	881,654.25	538,000.00	343,654.25	
Special Investment Fund investments (less net loss on disposals)	4,398,372.17	5,805,000.00		1,406,627.83
Students' loans	170,122.11	85,000.00	85,122.11	
Various loans and advances	257.82	1,000.00		742.18
Life Insurance Company of Alberta, dividend	6,706.47	4,000.00	2,706.47	
Liquor Control Act	72,170,461.36	68,000,000.00	4,170,461.36	
Miscellaneous	8,356.75	2,000.00	6,356.75	
Outstanding cheques	195,181.18	20,000.00	175,181.18	
Pari-mutuel tax	2,344,192.30	2,350,000.00		5,807.70
Previous years' refunds	1,542,011.74	550,000.00	992,011.74	
Profits on working funds	68,846.95	300,000.00		231,153.05
Queen's Printer's office:				
Advertising in and sale of gazette	88,564.03	70,000.00	18,564.03	
Anthology	513.80		513.80	
Sale of reports	58,689.50	3,000.00	55,689.50	
Sale of Chinook Arch books	1,879.00		1,879.00	
Tobacco Tax Act	13,141,187.12	13,600,000.00		458,812.88
Treasury branches, earnings and profits	3,583,193.87	1,000,000.00	2,583,193.87	
<b>TOTAL: Income Account</b>	<b>\$560,774,422.96</b>	<b>\$505,245,375.00</b>	<b>\$ 55,529,047.96</b>	<b>(Net)</b>

(Continued on Page 369)

## STATEMENT No. 231—Continued

## CAPITAL ACCOUNT

	Actual	Estimates	In Excess of Estimates	Less than Estimates
Bighorn Dam .....	\$ 83,624.71	\$ .....	\$ 83,624.71	\$ .....
Government of Canada, Lesser Slave Lake, special area .....	2,351,663.57	.....	2,351,663.57	.....
Proceeds from sale of debentures .....	42,184,000.00	.....	42,184,000.00	.....
Proceeds from bank and treasury branch loans .....	25,000,000.00	.....	25,000,000.00	.....
Queen's Printer's Office:				
Sale of "Birds of Alberta" books .....	15,458.67	5,000.00	10,458.67	.....
Sale of "Mammals of Alberta" books .....	10,589.64	4,000.00	6,589.64	.....
Sale of "Wild Flowers of Alberta" books .....	16,276.17	5,000.00	11,276.17	.....
Sale of "Fishes of Alberta" books .....	12,355.17	3,000.00	9,355.17	.....
Repayment of advances:				
Alberta Government Telephones Commission .....	3,253,769.22	8,553,700.00	.....	5,299,930.78
Alberta Health Plan .....	5,593.76	.....	5,593.76	.....
Alberta Housing Corporation .....	2,307,308.28	.....	2,307,308.28	.....
Alberta Liquor Control Board .....	15,000,000.00	.....	15,000,000.00	.....
Alberta Resources Railway Corporation .....	1,546,610.13	.....	1,546,610.13	.....
Homestead lease loans fund .....	334,295.92	.....	334,295.92	.....
Implemented guarantees:				
Grain drying .....	1,385.64	1,000.00	385.64	.....
Interim assistance .....	9,583.31	9,000.00	583.31	.....
Native co-operative .....	5,455.56	.....	5,455.56	.....
Municipal Land Loans Act .....	649,495.55	675,000.00	.....	25,504.45
Municipal loans revolving fund .....	5,600,097.65	5,582,300.00	17,797.65	.....
New Towns Act .....	.....	650,000.00	.....	650,000.00
Rural electrification revolving fund .....	2,090,323.10	1,000,000.00	1,090,323.10	.....
Rural telephones revolving fund .....	1,334,046.04	.....	1,334,046.04	.....
Self-Liquidating Projects Act .....	487,595.57	524,000.00	.....	36,404.43
Students' loans .....	1,800,000.00	.....	1,800,000.00	.....
Town of Athabasca .....	1,061.54	.....	1,061.54	.....
University of Alberta, students' union re building contributions .....	54,981.34	54,900.00	81.34	.....
University of Calgary, students' union re building contributions .....	27,675.83	27,800.00	.....	124.17
Wildlife damage .....	224,021.68	.....	224,021.68	.....
Treasury bills:				
City of Calgary .....	30,585.22	30,500.00	85.22	.....
City of Edmonton .....	28,093.63	28,000.00	93.63	.....
City of Lethbridge .....	833.33	1,000.00	.....	166.67
University of Alberta Hospital .....	834,732.19	834,700.00	32.19	.....
Statutory:				
Repayment of advances:				
Imprest advances .....	.....	25,000.00	.....	25,000.00
Cattle-purchasing advance .....	93,922.63	.....	93,922.63	.....
Culture, youth and recreation advance .....	76,103.72	.....	76,103.72	.....
Highways and transport stock advance .....	13,857,315.17	18,000,000.00	.....	4,142,684.83
Public Works stock advance .....	2,387,312.64	1,500,000.00	887,312.64	.....
Queen's Printer's advance .....	4,433,447.43	800,000.00	3,633,447.43	.....
School book branch advance .....	3,495,754.27	4,000,000.00	.....	504,245.73
Sale of debentures and stock (Special Investment Fund) .....	33,683,381.79	1,000,000.00	32,683,381.79	.....
TOTAL: Capital Account .....	\$163,328,750.07	\$ 43,313,900.00	\$120,014,850.07 (Net)	.....

Certified correct,

DOUGLAS W. ROGERS, C.A.

Deputy Provincial Auditor.

GOVERNMENT OF THE PROVINCE OF ALBERTA  
TREASURY BRANCHES DEPOSITS FUND  
BALANCE SHEET AS AT MARCH 31, 1973  
(with comparative figures)

ASSETS

	1973	1972
Cash .....	\$ 2,876,861	\$ (356,797)
Clearings in transit, net .....	21,450,766	30,473,518
Short term investments, at cost .....	34,652,985	54,000,000
Accounts receivable (Note 2) .....	198,691	154,615
Accrued interest .....	2,225,460	1,331,955
Prepaid expenses .....	92,036	98,599
	<u>\$ 61,496,799</u>	<u>\$ 85,701,890</u>
Loans and advances, less allowance for losses (Note 3) .....	\$ 200,552,839	\$ 147,295,399
Long term investments, at amortized cost (Note 4) .....	84,638,120	63,535,260
	<u>\$ 285,190,959</u>	<u>\$ 210,830,659</u>
Fixed assets, at depreciated cost (Note 5) .....	\$ 1,056,865	\$ 928,939
Customers' liability under guarantees and letters of credit .....	\$ 511,428	\$ 634,030
Trust assets under administration .....	6,355,695	8,485,549
	<u>\$ 354,611,746</u>	<u>\$ 306,581,067</u>

LIABILITIES

Liabilities to the public:		
Accounts payable .....	\$ 124,826	\$ 67,567
Deposits (Note 6) .....	319,600,876	262,163,151
Deferred interest income .....	3,720	21,157
	<u>\$ 319,729,422</u>	<u>\$ 262,251,875</u>
Liabilities to the Province of Alberta, including Crown Corporations, Boards, Commissions and other agencies:		
Revenue and trust deposits, including accrued interest .....	\$ 16,433,885	\$ 23,719,280
Revenue due to Provincial Treasurer .....		921,889
	<u>\$ 16,433,885</u>	<u>\$ 24,641,169</u>
Guarantees and letters of credit .....	\$ 511,428	\$ 634,030
Equity:		
Accumulated appropriations:		
Self insurance (Note 7) .....	\$ 163,020	\$ 178,971
Contingencies (Note 8) .....	11,410,000	9,720,000
	<u>\$ 11,573,020</u>	<u>\$ 9,898,971</u>
Retained earnings, Statement No. 233 .....	8,296	669,473
	<u>\$ 11,581,316</u>	<u>\$ 10,568,444</u>
Trust liabilities .....	\$ 6,355,695	\$ 8,485,549
	<u>\$ 354,611,746</u>	<u>\$ 306,581,067</u>

The accompanying notes are part of these financial statements.

STATEMENT No. 232—*Continued*

## AUDITOR'S REPORT

Edmonton, Alberta, August 3, 1973

I have examined the Balance Sheet of the Treasury Branches Deposits Fund as at March 31, 1973 and the Statement of Revenue, Expenditure and Retained Earnings for the year then ended. My examination included a general review of the accounting procedures and such tests of accounting records and other supporting evidence as I considered necessary in the circumstances.

In my opinion these financial statements present fairly the financial position of the Treasury Branches Deposits Fund as at March 31, 1973 and the results of its operations for the year then ended, in accordance with generally accepted accounting principles applied on a basis consistent with that of the preceding year.

DOUGLAS W. ROGERS, C.A.

*Deputy Provincial Auditor.*



GOVERNMENT OF THE PROVINCE OF ALBERTA  
TREASURY BRANCHES DEPOSITS FUND  
STATEMENT OF REVENUE, EXPENDITURE AND RETAINED EARNINGS  
FOR THE YEAR ENDED MARCH 31, 1973  
(with comparative figures)

REVENUE

	1973	1972
Interest earnings on:		
Loans and advances .....	\$ 13,856,040	\$ 10,667,826
Investments .....	4,256,949	3,813,242
Short term investments, net .....	2,439,890	2,533,189
	<u>\$ 20,552,879</u>	<u>\$ 17,014,257</u>
Commission and exchange earnings .....	1,939,001	1,814,560
Income from improved real property .....	57,572	52,575
Sundry .....	10,645	9,795
	<u>\$ 22,560,097</u>	<u>\$ 18,891,187</u>

EXPENDITURE

Interest on savings and term deposits .....	\$ 11,954,351	\$ 10,066,785
Administration expenses, Statement No. 234 .....	6,456,826	5,946,657
	<u>\$ 18,411,177</u>	<u>\$ 16,013,442</u>
Excess of revenue over expenditure before provision for losses on loans and advances .....	\$ 4,148,920	\$ 2,877,745
Provision for losses on loans and advances .....	526,998	545,678
	<u>\$ 3,621,922</u>	<u>\$ 2,332,067</u>
Excess of revenue over expenditure for the year .....	1,690,000	1,323,899
Appropriation for contingencies .....		
	<u>\$ 1,931,922</u>	<u>\$ 1,008,168</u>
Retained earnings at beginning of year .....	669,473	583,194
Prior years' adjustment .....	68,205	
	<u>\$ 2,669,600</u>	<u>\$ 1,591,362</u>
Transfer to Province of Alberta .....	2,661,304	921,889
	<u>\$ 8,296</u>	<u>\$ 669,473</u>
Retained earnings at end of year .....		



STATEMENT No. 234

GOVERNMENT OF THE PROVINCE OF ALBERTA  
TREASURY BRANCHES DEPOSITS FUND  
STATEMENT OF ADMINISTRATION EXPENSES  
FOR THE YEAR ENDED MARCH 31, 1973  
(with comparative figures)

	1973	1972
Salaries .....	\$ 4,596,332	\$ 4,201,206
Rental of premises .....	534,831	513,917
Employee benefits .....	263,143	223,896
Advertising and publicity .....	168,711	156,105
Printing, stationery and office supplies .....	159,178	140,180
Agents' commissions .....	146,859	120,046
Postage, telephone and telegraph .....	101,656	90,929
Depreciation of equipment and automobiles .....	97,702	81,964
Travelling .....	79,481	72,765
Freight and express .....	73,538	53,742
Repairs and services .....	50,334	44,568
Data processing services .....	49,540	72,503
Grants in lieu of taxes .....	34,692	33,821
Expenses of improved real property .....	27,204	18,199
Depreciation of improved real property .....	23,309	20,897
Appropriation for self insurance .....	16,000	42,500
Legal fees .....	14,618	11,045
Insurance .....	2,158	2,600
Clearing house fees .....		18,750
Sundry .....	17,540	27,024
	<u>\$ 6,456,826</u>	<u>\$ 5,946,657</u>

GOVERNMENT OF THE PROVINCE OF ALBERTA  
TREASURY BRANCHES DEPOSITS FUND  
NOTES TO THE FINANCIAL STATEMENTS

MARCH 31, 1973

NOTE 1 Authority  
The Treasury Branches Deposits Fund operates under the authority of The Treasury Branches Act, Chapter 370, R.S.A. 1970.

NOTE 2 Accounts Receivable

	1973	1972
Province of Alberta departments, net .....	\$ 148,473	\$ 152,418
Other .....	50,218	2,197
	<u>\$ 198,691</u>	<u>\$ 154,615</u>

NOTE 3 Loans and Advances

	1973	1972
Province of Alberta, direct and guaranteed .....	\$ 20,582,706	\$ 5,770,984
Municipalities, school districts, and hospitals .....	23,397,960	22,207,184
Commercial and industrial .....	99,570,280	82,479,050
Housing and home improvements .....	8,217,458	5,499,920
Personal and agricultural .....	53,728,534	35,990,141
	<u>\$ 205,496,938</u>	<u>\$ 151,947,279</u>
Allowance for losses .....	4,944,099	4,651,880
	<u>\$ 200,552,839</u>	<u>\$ 147,295,399</u>

NOTE 4 Long Term Investments

	Approximate Market Value	Par Value	Amortized Cost 1973	1972
Bonds and debentures:				
Province of Alberta, direct and guaranteed .....	\$ 42,692,175	\$ 43,050,000	\$ 43,019,629	\$ 19,312,775
*Government of Canada .....	11,600,570	14,222,000	14,187,415	14,184,094
Municipalities, school districts and hospitals .....	12,757,681	15,949,297	15,947,436	17,078,988
Commercial .....	10,797,804	11,466,000	11,464,193	12,929,956
	<u>\$ 77,848,230</u>	<u>\$ 84,687,297</u>	<u>\$ 84,618,673</u>	<u>\$ 63,505,813</u>
Assigned agreement .....	19,447	19,447	19,447	29,447
	<u>\$ 77,867,677</u>	<u>\$ 84,706,744</u>	<u>\$ 84,638,120</u>	<u>\$ 63,535,260</u>
1972 for comparison .....	<u>\$ 56,631,076</u>	<u>\$ 63,615,932</u>		

\*Includes bonds of a par value of \$3,000,000 lodged with the Bank of Canada as security for unregistered Canada Savings Bonds which are held by the Treasury Branches from time to time.

NOTE 5 Fixed Assets, at Depreciated Cost

	Cost	Accumulated Depreciation	1973 Net	1972 Net
Office equipment .....	\$ 1,213,778	\$ 618,622	\$ 595,156	\$ 542,037
Improved real property .....	543,706	93,041	450,665	377,495
Automobiles .....	20,183	9,139	11,044	9,407
	<u>\$ 1,777,667</u>	<u>\$ 720,802</u>	<u>\$ 1,056,865</u>	<u>\$ 928,939</u>
1972 for comparison .....	<u>\$ 1,546,218</u>	<u>\$ 617,279</u>		

## NOTE 6 Deposits

	1973	1972
Non-interest bearing deposits .....	\$ 83,920,222	\$ 70,977,201
Interest bearing deposits, including accrued interest .....	235,680,654	191,185,950
	<u>\$ 319,600,876</u>	<u>\$ 262,163,151</u>

Pursuant to The Treasury Branch Deposits Guarantee Act, Chapter 369, Revised Statutes of Alberta 1970, the repayment of all deposits is guaranteed by the Province of Alberta.

## NOTE 7 Accumulated Appropriations for Self Insurance

	1973	1972
Balance at beginning of year .....	\$ 178,971	\$ 139,203
Add: Current appropriation .....	16,000	42,500
	<u>\$ 194,971</u>	<u>\$ 181,703</u>
Less: Current charges, net .....	31,951	2,732
Balance at end of year .....	<u>\$ 163,020</u>	<u>\$ 178,971</u>

## NOTE 8 Accumulated Appropriations for Contingencies

The accumulated appropriations for contingencies was created by a change in policy which has been retroactively applied. In prior years no distinction was made in the accounts of the Treasury Branches between a specific allowance for losses on loans and an appropriation of a general protective nature. Such a distinction is now being made and the 1972 comparative figures have been restated. This change in policy resulted in an adjustment to retained earnings of \$8,168.

The opening balance in the accumulated appropriation which has been retroactively established as at April 1, 1971, was determined as follows:

Balances as at March 31, 1971:

Allowance for losses on loans .....	\$ 12,067,140
Interest contingent .....	763,502

\$ 12,830,642

Less: Amount of allowance for losses on loans deemed required at March 31, 1971 .....	4,434,541
--	-----------

Accumulated appropriations for contingencies as at March 31, 1971 .....	<u>\$ 8,396,101</u>
---	---------------------

The current reconciliation of the accumulated appropriations for contingencies, together with the 1972 restated comparative figures are as follows:

	1973	1972
Balance at beginning of year .....	\$ 9,720,000	\$ 8,396,101
Add: Current appropriation .....	1,690,000	1,323,899
Balance at end of year .....	<u>\$ 11,410,000</u>	<u>\$ 9,720,000</u>

## NOTE 9 Retroactive Salary Increase

These financial statements do not reflect the applicable portion of the general salary increase authorized by Order-in-Council 691/73, dated May 8, 1973 which was retroactive to January 1, 1973.

## NOTE 10 Comparative Figures

For comparative purposes the 1972 figures have been restated where necessary to conform to 1973 presentation.

GOVERNMENT OF THE PROVINCE OF ALBERTA  
RETIREMENT ANNUITIES FUND  
BALANCE SHEET AS AT MARCH 31, 1973  
(with comparative figures)

ASSETS

	1973	1972
Cash in treasury branch .....	\$ 1,535.44	\$ 13,758.69
Accrued interest .....	808.59	933.59
Investments, at amortized cost:		
(approximate market value: 1973 \$165,700.00; 1972 \$174,600.00) (Note 2) .....	187,451.65	202,400.40
	<u>\$ 189,795.68</u>	<u>\$ 217,092.68</u>

LIABILITIES

Retirement annuities:		
Purchasers' deposits on contracts .....	\$ 31,587.04	\$ 32,996.25
Annuity reserve .....	129,912.01	156,758.46
	<u>\$ 161,499.05</u>	<u>\$ 189,754.71</u>
Surplus .....	28,296.63	27,337.97
	<u>\$ 189,795.68</u>	<u>\$ 217,092.68</u>

The accompanying notes are part of these financial statements.

AUDITOR'S REPORT

Edmonton, Alberta, May 30, 1973

I have examined the Balance Sheet of the Retirement Annuities Fund as at March 31, 1973, and the Statement of Operations for the year then ended. My examination included a general review of the accounting procedures and such tests of accounting records and other supporting evidence as I considered necessary in the circumstances.

In my opinion these financial statements present fairly the financial position of the Fund as at March 31, 1973, and the results of its operations for the year then ended, in accordance with generally accepted accounting principles applied on a basis consistent with that of the preceding year.

DOUGLAS W. ROGERS, C.A.  
*Deputy Provincial Auditor.*

STATEMENT No. 236

## GOVERNMENT OF THE PROVINCE OF ALBERTA

## RETIREMENT ANNUITIES FUND

## STATEMENT OF OPERATIONS

FOR THE YEAR ENDED MARCH 31, 1973

(with comparative figures)

	Purchasers' Deposits on Contracts	Annuity Reserve	Surplus	1973 Total	1972 Total
Balance at beginning of year	\$ 32,996.25	\$ 156,758.46	\$ 27,337.97	\$ 217,092.68	\$ 239,820.45
Add:					
Deposits by purchasers	\$ 75.00	\$ .....	\$ .....	\$ 75.00	\$ .....
Interest earnings	.....	.....	8,018.43	8,018.43	9,035.58
Interest allocated	1,112.83	4,393.16	(5,505.99)	.....	.....
	\$ 1,187.83	\$ 4,393.16	\$ 2,512.44	\$ 8,093.43	\$ 9,035.58
Deduct:					
Annuity payments	\$ .....	\$ 31,239.61	\$ .....	\$ 31,239.61	\$ 30,389.55
Refund to purchaser	2,597.04	.....	.....	2,597.04	.....
Loss on sale of investments	.....	.....	1,553.78	1,553.78	1,373.80
	\$ 2,597.04	\$ 31,239.61	\$ 1,553.78	\$ 35,390.43	\$ 31,763.35
Balance at end of year	\$ 31,587.04	\$ 129,912.01	\$ 28,296.63	\$ 189,795.68	\$ 217,092.68

## RETIREMENT ANNUITIES FUND

## NOTES TO THE FINANCIAL STATEMENTS

MARCH 31, 1973

NOTE 1 The Retirement Annuities Fund was established under the authority of The Retirement Annuities Act, Chapter 288, R.S.A. 1955.

NOTE 2 Investments of the Fund are summarized hereunder:

Particulars	Par Value	Amortized Cost
Government of Canada, direct and guaranteed	\$ 97,500.00	\$ 97,451.65
Provincial issues, direct and guaranteed	90,000.00	90,000.00
	\$ 187,500.00	\$ 187,451.65

## GOVERNMENT OF THE PROVINCE OF ALBERTA

## QUEEN'S PRINTER'S ADVANCE

## BALANCE SHEET

AS AT MARCH 31, 1973

(with comparative figures)

## ASSETS

	1973	1972
Current assets:		
Accounts receivable	\$ 1,287,959.18	\$ 995,611.38
Stock on hand, at cost	320,396.76	325,596.45
Prepaid expenses	26,769.76	22,858.30
	<u>\$ 1,635,125.70</u>	<u>\$ 1,344,066.13</u>
Fixed assets:		
Equipment:		
Office and general, at cost	\$ 33,371.83	\$ 32,714.12
Printing and mimeographing, at cost	299,908.68	285,228.73
Office machine services, at cost	101,990.36	83,191.85
	<u>\$ 435,270.87</u>	<u>\$ 401,134.70</u>
Less: Accumulated depreciation	201,589.35	170,122.78
	<u>\$ 233,681.52</u>	<u>\$ 231,011.92</u>
	<u>\$ 1,868,807.22</u>	<u>\$ 1,575,078.05</u>

## LIABILITIES

Current liabilities:		
Accounts payable	\$ 534,171.18	\$ 440,373.68
Sales tax payable	11,996.55	8,875.92
	<u>\$ 546,167.73</u>	<u>\$ 449,249.60</u>
Provincial Treasurer's Advance	1,288,841.18	1,147,585.04
Surplus (deficit), Statement No. 238	33,798.31	(21,756.59)
	<u>\$ 1,868,807.22</u>	<u>\$ 1,575,078.05</u>

## AUDITOR'S REPORT

Edmonton, Alberta, July 20, 1973

I have examined the Balance Sheet of the Queen's Printer's Advance as at March 31, 1973 and the Statement of Operations and Surplus for the year then ended. My examination included a general review of the accounting procedures and such tests of accounting records and other supporting evidence as I considered necessary in the circumstances.

In my opinion these financial statements present fairly the financial position of the Queen's Printer's Advance as at March 31, 1973 and the results of its operations for the year then ended, in accordance with generally accepted accounting principles applied on a basis consistent with that of the preceding year.

DOUGLAS W. ROGERS, C.A.

Deputy Provincial Auditor.



STATEMENT No. 238

## GOVERNMENT OF THE PROVINCE OF ALBERTA

## QUEEN'S PRINTER'S ADVANCE

## STATEMENT OF OPERATIONS AND SURPLUS

FOR THE YEAR ENDED MARCH 31, 1973

(with comparative figures)

	1973	1972
<b>Sales:</b>		
Printing, stationery and office supplies .....	\$ 4,039,979.81	\$ 3,655,674.04
Acts .....	55,870.02	60,277.75
	<u>\$ 4,095,849.83</u>	<u>\$ 3,715,951.79</u>
<b>Deduct: Cost of goods sold:</b>		
Inventory at beginning of year .....	\$ 308,119.21	\$ 190,496.06
<b>Add: Purchases:</b>		
Printing, stationery and office supplies .....	3,818,935.10	3,579,387.13
Acts .....	50,439.30	50,958.82
	<u>\$ 4,177,493.61</u>	<u>\$ 3,820,842.01</u>
<b>Less: Inventory at end of year .....</b>	<u>304,576.36</u>	<u>308,119.21</u>
	<u>\$ 3,872,917.25</u>	<u>\$ 3,512,722.80</u>
<b>Gross profit on sales .....</b>	<u>\$ 222,932.58</u>	<u>\$ 203,228.99</u>
<b>Profit from subsidiary services: (Statement No. 239)</b>		
Printing and mimeographing .....	71,232.86	(1,956.31)
Office machine services .....	(1,887.40)	8,966.02
Sundry revenue .....	31.57	184.29
	<u>\$ 292,309.61</u>	<u>\$ 210,422.99</u>
<b>Gross profit .....</b>	<u>\$ 292,309.61</u>	<u>\$ 210,422.99</u>
<b>General expenses:</b>		
Salaries and wages .....	\$ 180,895.90	\$ 177,035.54
Freight, express and cartage .....	23,207.48	19,828.88
Telephone, telegraph and postage .....	14,628.76	12,781.40
Printing, stationery and office supplies .....	12,727.80	17,025.79
Depreciation on office equipment .....	2,788.75	2,557.15
Travelling .....	2,390.05	2,412.66
Miscellaneous .....	115.97	414.60
	<u>\$ 236,754.71</u>	<u>\$ 232,056.02</u>
<b>Net profit (loss) for the year .....</b>	<u>\$ 55,554.90</u>	<u>\$ (21,633.03)</u>
<b>Surplus (deficit) at beginning of year .....</b>	<u>(21,756.59)</u>	<u>16,181.49</u>
	<u>\$ 33,798.31</u>	<u>\$ (5,451.54)</u>
<b>Deduct: Adjustments applicable to previous years, net</b>	<u>\$</u>	<u>\$ 123.56</u>
Remitted to Provincial Treasurer .....		16,181.49
	<u>\$</u>	<u>\$ 16,305.05</u>
<b>Surplus (deficit) at end of year .....</b>	<u>\$ 33,798.31</u>	<u>\$ (21,756.59)</u>

GOVERNMENT OF THE PROVINCE OF ALBERTA  
 QUEEN'S PRINTER'S ADVANCE  
 STATEMENT OF SUBSIDIARY SERVICES  
 FOR THE YEAR ENDED MARCH 31, 1973  
 (with comparative figures)

	Printing and Mimeographing		Office Machine Services	
	1973	1972	1973	1972
Revenue .....	\$ 528,114.03	\$ 445,494.20	\$ 173,688.40	\$ 158,607.42
Less: Direct cost of services:				
Salaries and wages .....	\$ 274,012.18	\$ 276,407.79	\$ 97,658.16	\$ 86,026.38
Materials used .....	155,013.40	145,559.51	61,324.60	49,780.56
Travelling .....	301.88	320.86	6,961.16	5,099.12
Spoilage .....	269.40	551.73		
Freight, express and cartage .....	67.90		757.87	740.05
Depreciation on equipment .....	27,669.72	25,491.26	8,336.15	8,970.67
(Profit) loss on disposal of equipment, net .....	(453.31)	(880.64)	537.86	(975.38)
	<u>\$ 456,881.17</u>	<u>\$ 447,450.51</u>	<u>\$ 175,575.80</u>	<u>\$ 149,641.40</u>
Net profit (loss) for the year .....	<u>\$ 71,232.86</u>	<u>\$ (1,956.31)</u>	<u>\$ (1,887.40)</u>	<u>\$ 8,966.02</u>

GOVERNMENT OF THE PROVINCE OF ALBERTA  
 QUEEN'S PRINTER'S ADVANCE  
 NOTES TO THE FINANCIAL STATEMENTS  
 MARCH 31, 1973

## NOTE 1 Authority

The Queen's Printer's Advance was established under authority of the Queen's Printer Act, Chapter 307, R.S.A. 1970.

## NOTE 2 Retroactive Salary Increases

These financial statements do not reflect the applicable portions of the general salary increase authorized by Order-in-Council 691/73, dated May 8, 1973 which was retroactive to January 1, 1973.

STATEMENT No. 240

## GOVERNMENT OF THE PROVINCE OF ALBERTA

## ALBERTA INVESTMENT FUND

## BALANCE SHEET AS AT DECEMBER 31, 1972

(with comparative figures)

## ASSETS

	1972	1971
Accrued interest receivable .....	\$ 1,125.00	\$ 1,234.37
Investments, at cost (approximate market value: 1972 \$62,100.00; 1971 \$67,700.00) .....	71,280.00	78,210.00
Office equipment, nominal value .....	1.00	1.00
	<u>\$ 72,406.00</u>	<u>\$ 79,445.37</u>

## LIABILITIES

Treasury branch overdraft, including accrued interest .....	\$ 163,201.73	\$ 157,353.89
Accounts payable:		
Province of Alberta (Note 1) .....	65,422.60	65,422.60
Accrued dividends (Notes 2 and 3) .....	520.05	578.81
Unclaimed dividends .....	47.25	47.25
Investment certificates, redeemable on demand (Note 4) .....	39,300.00	44,100.00
	<u>\$ 268,491.63</u>	<u>\$ 267,502.55</u>
Deficit:		
Deficit at beginning of year .....	\$ 188,057.18	\$ 127,588.64
Loss for the year .....	8,028.45	60,468.54
	<u>\$ (196,085.63)</u>	<u>\$ (188,057.18)</u>
	<u>\$ 72,406.00</u>	<u>\$ 79,445.37</u>

The accompanying notes are part of these financial statements.

## AUDITOR'S REPORT

Edmonton, Alberta, February 14, 1973

I have examined the Balance Sheet of the Alberta Investment Fund as at December 31, 1972, and the Statement of Revenue and Expenditure for the year then ended. My examination included a general review of the accounting procedures and such tests of accounting records and other supporting evidence as I considered necessary in the circumstances.

In my opinion, these financial statements present fairly the financial position of the Fund as at December 31, 1972, and the results of its operations for the year then ended, in accordance with generally accepted accounting principles applied on a basis consistent with that of the preceding year.

DOUGLAS W. ROGERS, C.A.

Deputy Provincial Auditor.

GOVERNMENT OF THE PROVINCE OF ALBERTA  
ALBERTA INVESTMENT FUND  
STATEMENT OF REVENUE AND EXPENDITURE

FOR THE YEAR ENDED DECEMBER 31, 1972

(with comparative figures)

REVENUE

	1972	1971
Earnings from investments .....	\$ 4,613.14	\$ 6,630.87
Gain on sale of investments .....	70.00	.....
	<u>\$ 4,683.14</u>	<u>\$ 6,630.87</u>

EXPENDITURE

Loss on disposal of investments .....	\$ .....	\$ 53,180.00
Overdraft interest .....	11,254.85	12,223.23
Guaranteed minimum dividends on investment certificates (Note 2) .....	1,456.74	1,696.18
	<u>\$ 12,711.59</u>	<u>\$ 67,099.41</u>
Loss for the year .....	<u>\$ 8,028.45</u>	<u>\$ 60,468.54</u>

GOVERNMENT OF THE PROVINCE OF ALBERTA  
ALBERTA INVESTMENT FUND  
NOTES TO THE FINANCIAL STATEMENTS

DECEMBER 31, 1972

- Note 1 Accounts payable represent expenditures which were paid from the General Revenue Fund of the Province and which are recoverable from the operations of the Alberta Investment Fund.
- Note 2 Dividends are payable in the amount determined by the Board of Directors on February 15 and August 15 in each year to holders of investment certificates of the Fund registered on the books of the Fund on January 25 and July 25 in each year. Dividends at the rate of three and one-half percent per annum were paid on February 15 and August 15, 1972.
- Note 3 Under Section 4(5) of The Alberta Investment Fund Act, the Province of Alberta guarantees the payment of a minimum dividend at an annual rate of three and one-half per cent.
- Note 4 The Province of Alberta guarantees the repayment of the face value of investment certificates to the registered owners on any dividend date following the expiration of ten years after the end of the calendar year in which the certificates were issued.



GOVERNMENT OF THE PROVINCE OF ALBERTA  
ALBERTA MUNICIPAL FINANCING CORPORATION  
BALANCE SHEET AS AT DECEMBER 31, 1972  
(with comparative figures)

ASSETS

	1972	1971
Current assets:		
Short term deposits .....	\$ 17,462,939.44	\$ 22,900,000.00
Investments, at amortized cost (approximate market value: 1972 \$69,000; 1971 \$8,625,000) (Note 1) .....	69,830.02	8,403,890.42
Accrued interest receivable .....	25,405,778.18	24,088,011.76
	<u>\$ 42,938,547.64</u>	<u>\$ 55,391,902.18</u>
Long term loans:		
Loans to cities, towns, villages and municipalities .....	\$864,384,747.03	\$821,852,852.51
Sinking fund assets: (Notes 2 and 3)		
Cash in bank .....	\$ 110.76	\$ 1,300.46
Accrued interest receivable .....	1,065,526.25	836,935.75
Short term deposits .....	876,120.00	
Investments, at amortized cost (approximate market value: 1972 \$15,736,000; 1971 \$6,013,000) .....	15,719,218.92	5,874,886.78
	<u>\$ 17,660,975.93</u>	<u>\$ 6,713,122.99</u>
Fixed assets:		
Office equipment, at nominal value .....	\$ 1.00	\$ 1.00
Deferred charges:		
Unamortized debenture discount .....	\$ 4,711,091.12	\$ 5,164,617.25
Unamortized discount on short term notes .....	235,460.50	222,782.98
	<u>\$ 4,946,551.62</u>	<u>\$ 5,387,400.23</u>
	<u><u>\$929,930,823.22</u></u>	<u><u>\$889,345,278.91</u></u>



## STATEMENT No. 242—Continued

## LIABILITIES

	1972	1971
Current liabilities:		
Bank overdraft .....	\$ 2,947,951.17	\$ 201,115.41
Accounts payable .....	436,902.35	64,343.02
Accrued interest payable .....	7,957,225.36	7,872,143.75
Short term notes payable (Notes 4 and 5) .....	39,000,000.00	39,000,000.00
	<u>\$ 50,342,078.88</u>	<u>\$ 47,137,602.18</u>
Deferred credits:		
Unamortized exchange, net, on United States funds .....	\$ 754,158.11	\$ 698,772.98
Long term debt:		
Debtenture debt, Statement No. 244 (Notes 5 and 6) .....	\$949,624,000.00	\$906,518,000.00
Deduct: Debentures purchased, at amortized cost:		
Sinking fund (Notes 2 and 3) .....	\$ 89,833,567.63	\$ 77,810,724.51
Operating funds (Note 1) .....	4,091,889.42	3,752,803.51
	<u>\$ 93,925,457.05</u>	<u>\$ 81,563,528.02</u>
	<u>\$855,698,542.95</u>	<u>\$824,954,471.98</u>
Share capital and surplus:		
Share capital: (Note 7)		
Authorized: 5,000 common shares, par value \$10.00 per share		
Issued and fully paid: 1972—4,639 shares; 1971—4,624 shares .....	\$ 46,390.00	\$ 46,240.00
Accumulated surplus:		
Beginning of year .....	\$ 16,508,191.77	\$ 11,727,036.34
Add: Surplus for the year, Statement No. 243 .....	6,581,461.51	4,781,155.43
	<u>\$ 23,089,653.28</u>	<u>\$ 16,508,191.77</u>
	<u>\$ 23,136,043.28</u>	<u>\$ 16,554,431.77</u>
	<u>\$929,930,823.22</u>	<u>\$889,345,278.91</u>

The accompanying notes are part of these financial statements.

## AUDITOR'S REPORT

Edmonton, Alberta, March 2, 1973

I have examined the Balance Sheet and Statement of Net Debenture Debt of the Alberta Municipal Financing Corporation as at December 31, 1972, and the Statement of Revenue and Expenditure for the year then ended. My examination included a general review of the accounting procedures and such tests of accounting records and other supporting evidence as I considered necessary in the circumstances.

In my opinion these financial statements present fairly the financial position of the Corporation as at December 31, 1972, and the results of its operations for the year then ended, in accordance with generally accepted accounting principles applied on a basis consistent with that of the preceding year.

DOUGLAS W. ROGERS, C.A.

Deputy Provincial Auditor.

GOVERNMENT OF THE PROVINCE OF ALBERTA  
ALBERTA MUNICIPAL FINANCING CORPORATION  
STATEMENT OF REVENUE AND EXPENDITURE  
FOR THE YEAR ENDED DECEMBER 31, 1972  
(with comparative figures)

REVENUE

	1972	1971
Interest on loans to cities, towns, villages and municipalities .....	\$ 57,403,692.90	\$ 52,441,262.09
Sinking fund earnings .....	6,670,556.06	5,054,992.68
Interest on investments .....	3,822,024.19	4,087,162.21
Amortization of exchange, net, on United States funds .....	48,065.96	47,310.08
Bank interest, net .....	8,491.36	4,385.03
Profit on sale of investments .....	3,480.94	
	<u>\$ 67,956,311.41</u>	<u>\$ 61,635,112.09</u>

EXPENDITURE

Interest on debentures .....	\$ 58,868,827.46	\$ 54,318,959.47
Amortization of discount on short term notes .....	1,971,859.38	1,867,314.02
	<u>\$ 60,840,686.84</u>	<u>\$ 56,186,273.49</u>
Amortization of debenture discount .....	453,526.13	459,909.23
Administration expense .....	50,000.00	20,000.00
Debt service charges .....	20,227.19	16,390.66
Debenture and short term note issue expense .....	4,095.27	11,130.70
Directors' and officers' fees and expenses .....	2,885.58	3,436.85
Exchange, net, on United States funds .....	2,215.75	153,933.22
Printing, stationery and office supplies .....	1,213.14	2,882.51
	<u>\$ 61,374,849.90</u>	<u>\$ 56,853,956.66</u>
Surplus for the year .....	<u>\$ 6,581,461.51</u>	<u>\$ 4,781,155.43</u>

GOVERNMENT OF THE PROVINCE OF ALBERTA  
ALBERTA MUNICIPAL FINANCING CORPORATION  
STATEMENT OF NET DEBTENTURE DEBT

AS AT DECEMBER 31, 1972

Date of Issue	Maturity Date	Interest Rate	Currency	Original Issue	Amount Outstanding (A)	Deduct: Sinking Fund Assets (B)	Net Debtenture Debt
July 2, 1957	Demand	4 %	Canadian	\$ 30,000,000.00	\$ 15,000,000.00	973,690.11	\$ 15,000,000.00
(C) November 1, 1969	November 1, 1974	8	Canadian	15,000,000.00	15,000,000.00	14,026,309.89	14,026,309.89
December 1, 1960	December 1, 1980	5 1/4	Canadian	12,000,000.00	12,000,000.00	5,564,961.88	6,435,038.12
April 1, 1961	April 1, 1983	5 1/2	Canadian	21,000,000.00	21,000,000.00	8,266,081.21	12,733,918.79
December 1, 1961	December 1, 1983	5 1/4	Canadian	20,000,000.00	20,000,000.00	7,688,264.65	12,311,735.35
April 16, 1962	April 16, 1984	5 1/4	Canadian	15,000,000.00	15,000,000.00	5,124,090.06	9,875,909.94
May 15, 1959	May 15, 1984	4 1/4	United States	50,000,000.00	31,787,000.00	31,787,000.00	31,787,000.00
June 1, 1964	June 1, 1984	5 1/2	Canadian	25,000,000.00	25,000,000.00	6,389,879.58	18,610,120.42
December 15, 1959	December 15, 1984	5	United States	20,000,000.00	12,846,000.00	12,846,000.00	12,846,000.00
May 15, 1963	May 15, 1985	5 1/4	Canadian	20,000,000.00	20,000,000.00	5,845,198.40	14,154,801.60
June 15, 1960	June 15, 1985	5 1/4	Canadian	20,000,000.00	20,330,000.00	20,330,000.00	20,330,000.00
December 1, 1965	December 1, 1985	4 1/2	United States	25,000,000.00	25,000,000.00	4,915,048.63	20,084,951.37
November 1, 1963	November 1, 1986	5 1/2	Canadian	25,000,000.00	25,000,000.00	6,976,800.01	18,023,199.99
December 1, 1966	December 1, 1986	5 1/2	Canadian	40,764,000.00	40,764,000.00	6,525,700.88	34,238,299.12
June 15, 1965	June 15, 1987	5 1/4	Canadian	25,000,000.00	25,000,000.00	4,878,512.90	20,121,487.10
December 1, 1967	December 1, 1987	5 1/2	Canadian	55,194,000.00	55,194,000.00	6,486,139.44	48,707,860.56
November 15, 1962	November 15, 1987	5	United States	25,000,000.00	18,806,000.00	18,806,000.00	18,806,000.00
December 2, 1968	December 2, 1988	6.56	Canadian	65,019,000.00	65,019,000.00	5,911,946.21	59,107,053.79
December 1, 1969	November 3, 1989	7.32	Canadian	76,618,000.00	76,618,000.00	5,047,022.20	71,570,977.80
November 15, 1966	November 15, 1989	6 1/4	Canadian	25,000,000.00	25,000,000.00	3,737,376.20	21,262,623.80
December 15, 1964	December 15, 1989	4 %	United States	25,000,000.00	20,249,000.00	20,249,000.00	20,249,000.00
June 1, 1970	June 1, 1990	8 %	Canadian	28,000,000.00	28,000,000.00	1,204,202.46	26,795,797.54
December 1, 1970	December 2, 1990	8.06	Canadian	78,282,000.00	78,282,000.00	3,317,063.16	74,964,936.84
June 15, 1966	June 15, 1991	5 3/4	Canadian	25,000,000.00	25,000,000.00	3,723,792.92	21,276,207.08
December 1, 1971	November 1, 1991	7.18	Canadian	92,130,000.00	92,130,000.00	1,882,523.61	90,247,476.39
May 15, 1967	May 15, 1992	6	Canadian	35,000,000.00	35,000,000.00	4,169,057.08	30,830,942.92
December 15, 1972	June 1, 1992	7.13	Canadian	54,599,000.00	54,599,000.00	54,599,000.00	54,599,000.00
March 15, 1968	March 15, 1993	7 1/4	Canadian	25,000,000.00	25,000,000.00	2,305,131.50	22,694,868.50
June 3, 1968	March 15, 1993	7 1/4	Canadian	27,000,000.00	27,000,000.00	2,489,542.02	24,510,457.98
				\$1,010,606,000.00	\$949,624,000.00	\$103,422,025.11	\$846,201,974.89

(A) See Note 5 to the Financial Statements.

(B) See Note 3 to the Financial Statements.

(C) See Note 8 to the Financial Statements.

GOVERNMENT OF THE PROVINCE OF ALBERTA  
ALBERTA MUNICIPAL FINANCING CORPORATION  
NOTES TO THE FINANCIAL STATEMENTS

DECEMBER 31, 1972

Note 1 Investments of the Corporation are summarized hereunder:

Particulars	Par Value	Amortized Cost
Debentures:		
Guaranteed by the Province of Alberta:		
Alberta Government Telephones Commission .....	\$ 7,500.00	\$ 6,267.52
Province of Ontario .....	75,000.00	63,562.50
	<u>\$ 82,500.00</u>	<u>\$ 69,830.02</u>

Alberta Municipal Financing Corporation debentures held by the Corporation as investments of operating funds aggregated \$4,091,889.42 in 1972 and \$3,752,803.51 in 1971. These items, previously shown as investments, are now reflected in the Balance Sheet as a deduction from the long term debt. The 1971 figures have been restated for comparative purposes.

Note 2 All sinking fund assets were previously shown as a deduction from the long term debt. Sinking fund assets, other than holdings of the Corporation's own debentures which are still shown as a deduction from the long term debt, are now reflected with other assets of the Corporation. The 1971 figures have been restated for comparative purposes.

Note 3 Total sinking fund assets consist of the following:  
Investments:

	Par Value	Amortized Cost
Debentures:		
Province of Alberta .....	\$ 10,190,000.00	\$ 10,529,344.57
Guaranteed by Province of Alberta:		
Alberta Government Telephones Commission .....	3,024,200.00	2,761,597.80
Alberta Universities Commission .....	2,174,000.00	2,008,049.19
Province of Ontario .....	500,000.00	420,227.36
	<u>\$ 15,888,200.00</u>	<u>\$ 15,719,218.92</u>
Cash in bank .....		110.76
Accrued interest receivable .....		1,065,526.25
Short term deposits .....		876,120.00
Total of items reflected as assets .....		\$ 17,660,975.93
Investment in Corporation debentures reflected as a deduction from long term debt .....		89,833,567.63
		<u>\$107,494,543.56</u>
These assets relate to the debt of the Corporation as follows:		
Short term notes payable .....		\$ 4,072,518.45
Debenture debt .....		103,422,025.11
		<u>\$107,494,543.56</u>

Note 4 Short term notes payable mature in thirteen equal instalments between January 3, 1973 and March 28, 1973.

Note 5 Short term notes payable and the debenture debt of the Corporation are fully guaranteed by the Government of the Province of Alberta. Issues repayable in United States currency are recorded on the basis that a United States dollar equals a Canadian dollar.

Note 6 The payments required to meet sinking fund and debenture redemption provisions during each of the next five years are as follows:

	Sinking Fund	Debenture Redemption	Total
1973	\$16,612,120.00	\$ 7,670,000.00	\$ 24,282,120.00
1974	16,612,120.00	7,944,000.00	24,556,120.00
1975	16,612,120.00	8,233,000.00	24,845,120.00
1976	16,612,120.00	8,534,000.00	25,146,120.00
1977	16,612,120.00	8,848,000.00	25,460,120.00
	<u>\$83,060,600.00</u>	<u>\$41,229,000.00</u>	<u>\$124,289,600.00</u>

Note 7 Particulars of share capital are summarized hereunder:

Class	Restricted to	Authorized	Issued and fully paid	Total
A	Provincial Treasurer .....	3,000	3,000	\$30,000.00
B	Municipalities .....	1,000	916	9,160.00
C	Cities .....	500	419	4,190.00
D	Towns and villages .....	500	304	3,040.00
		<u>5,000</u>	<u>4,639</u>	<u>\$46,390.00</u>

5 class B shares and  
12 class D shares were issued during the year and  
2 class D shares were redeemed.

Note 8 The \$15,000,000.00 November 1, 1969 debenture issue is exchangeable at the option of the holder on or before May 1, 1974 for 8% debentures due November 1, 1989.

GOVERNMENT OF THE PROVINCE OF ALBERTA  
ALBERTA RESOURCES RAILWAY CORPORATION  
BALANCE SHEET AS AT DECEMBER 31, 1972  
(with comparative figures)

## ASSETS

	1972	1971
Current:		
Cash in bank .....	\$ .....	\$ 29,296.53
Short term deposit .....		900,000.00
Accounts receivable .....	101,098.50	83,449.26
Accrued interest receivable .....		1,680.05
	<u>\$ 101,098.50</u>	<u>\$ 1,014,425.84</u>
Fixed:		
Land, at cost (Note 3) .....	\$ 123,757.34	\$ 123,757.34
Railway, at cost (Note 4) .....	96,941,550.19	96,832,230.49
	<u>\$ 97,065,307.53</u>	<u>\$ 96,955,987.83</u>
Deferred charges:		
Unamortized debenture discount .....	\$ 130,523.85	\$ 237,065.52
	<u>\$ 97,296,929.88</u>	<u>\$ 98,207,479.19</u>

## LIABILITIES AND DEFICIT

	1972	1971
Current:		
Accounts payable:		
Province of Alberta (Note 5) .....	\$24,333,174.09	\$17,128,910.59
Accrued interest payable:		
Advances from the Province of Alberta .....	\$ 5,999,793.91	\$ 5,817,637.08
Debenture debt .....	2,795,813.03	2,888,116.43
	<u>\$ 8,795,606.94</u>	<u>\$ 8,705,753.51</u>
	<u>\$33,128,781.03</u>	<u>\$25,834,664.10</u>
Long term debt:		
Debenture debt, Statement No. 248 (Note 6) .....	\$95,000,000.00	\$95,000,000.00
Advances from the Province of Alberta .....	2,832,611.79	4,597,310.96
	<u>\$97,832,611.79</u>	<u>\$99,597,310.96</u>
Deficit, Statement No. 246 (Note 7) .....	<u>(\$33,664,462.94)</u>	<u>(\$27,224,495.87)</u>
	<u>\$97,296,929.88</u>	<u>\$98,207,479.19</u>

The accompanying notes are part of these financial statements.

## AUDITOR'S REPORT

Edmonton, Alberta, April 5, 1973

I have examined the Balance Sheet and the Statement of Debenture Debt of the Alberta Resources Railway Corporation as at December 31, 1972, and the Statements of Deficit and Revenue and Expenditure for the year then ended. My examination included a general review of the accounting procedures and such tests of accounting records and other supporting evidence as I considered necessary in the circumstances.

In my opinion these financial statements present fairly the financial position of the Corporation as at December 31, 1972, and the results of its operations for the year then ended, in accordance with generally accepted accounting principles which, except for the change referred to in Note 7 to the financial statements, have been applied on a basis consistent with that of the preceding year.

DOUGLAS W. ROGERS, C.A.  
Deputy Provincial Auditor.



STATEMENT No. 246

GOVERNMENT OF THE PROVINCE OF ALBERTA  
 ALBERTA RESOURCES RAILWAY CORPORATION  
 STATEMENT OF DEFICIT  
 FOR THE YEAR ENDED DECEMBER 31, 1972  
 (with comparative figures)

	1972	1971
Deficit at beginning of year .....	\$ 27,224,495.87	\$ 3,596,265.12
Add:		
Adjustment applicable to prior years' operations (Note 7) .....		16,898,682.73
	<u>\$ 27,224,495.87</u>	<u>\$ 20,494,947.85</u>
Deficit for the year, Statement No. 247 .....	6,439,967.07	6,729,548.02
	<u>\$ 33,664,462.94</u>	<u>\$ 27,224,495.87</u>
Deficit at end of year .....		

GOVERNMENT OF THE PROVINCE OF ALBERTA  
ALBERTA RESOURCES RAILWAY CORPORATION  
STATEMENT OF REVENUE AND EXPENDITURE  
FOR THE YEAR ENDED DECEMBER 31, 1972  
(with comparative figures)

REVENUE

	1972	1971
Tonnage rental (Note 7) .....	\$ 941,600.73	\$ 693,842.61
Interest on bank accounts and term deposits, net .....	19,029.17	11,997.19
Profit on disposal of land .....		52,800.98
Miscellaneous .....	25.78	5,541.40
	<u>\$ 960,655.68</u>	<u>\$ 764,182.18</u>

EXPENDITURE

Interest expense on capital borrowings .....	\$ 7,227,353.43	\$ 7,366,322.93
Amortization of debenture discount .....	106,541.67	118,000.00
Professional fees .....	52,806.12	2,000.00
Debt service charges .....	8,507.05	4,633.30
Directors' fees and expenses .....	3,573.43	1,914.06
Rentals .....	1,632.00	
Land registration fees .....	60.00	601.50
Miscellaneous .....	149.05	258.41
	<u>\$ 7,400,622.75</u>	<u>\$ 7,493,730.20</u>
Deficit for the year .....	<u>\$ 6,439,967.07</u>	<u>\$ 6,729,548.02</u>

GOVERNMENT OF THE PROVINCE OF ALBERTA  
ALBERTA RESOURCES RAILWAY CORPORATION  
STATEMENT OF DEBENTURE DEBT  
AS AT DECEMBER 31, 1972

Date of Issue	Maturity Date	Currency	Interest Rate	Amount Outstanding
August 1, 1968 .....	August 1, 1973 .....	Canadian .....	7½ %	\$25,000,000.00
March 1, 1969 .....	March 1, 1974 .....	Canadian .....	7¾	25,000,000.00
July 31, 1970 .....	July 31, 1975 .....	Canadian .....	8½	20,000,000.00
July 17, 1972 .....	July 15, 1977 .....	Canadian .....	(A)	25,000,000.00
				<u>\$95,000,000.00</u>

(A) This debenture is held by the Canadian Imperial Bank of Commerce and bears interest equivalent to the prime bank rate in effect from time to time during the term of the debenture less one quarter of one per cent.

GOVERNMENT OF THE PROVINCE OF ALBERTA  
ALBERTA RESOURCES RAILWAY CORPORATION  
NOTES TO THE FINANCIAL STATEMENTS

DECEMBER 31, 1972

NOTE 1 The Alberta Resources Railway Corporation was established on April 12, 1965, under authority of The Alberta Resources Railway Corporation Act, Chapter 2, Statutes of Alberta, 1965. Under the terms of an agreement, dated October 1, 1965, between the Corporation and the Canadian National Railway Company, the Canadian National Railway Company has completed construction of a railway on behalf of the Corporation. The agreement further provides for the lease of the railway by the Canadian National Railway Company with an option to purchase. The purchase price under the purchase option amounted to \$122,975,565.58 as at December 31, 1972, calculated in accordance with the agreement as follows:

Railway, at cost:

Balance as at December 31, 1971 .....		\$ 96,832,230.49
Add: Capital costs during the year ended December 31, 1972 .....		109,319.70
		<hr/>
Balance as at December 31, 1972 .....		\$ 96,941,550.19
Accrued interest receivable, advances (Accumulated deficiency account):		
Balance as at December 31, 1971 .....	\$ 24,695,408.50	
Add: Interest charged during the year ended December 31, 1972 in accordance with Section 3.11(3) of the agreement .....	6,082,290.98	
	<hr/>	
	\$ 30,777,699.48	
Deduct: Tonnage rental receipts during the year ended December 31, 1972 .....	923,951.49	
	<hr/>	
Balance as at December 31, 1972 .....		\$ 29,853,747.99
Deduct: Reserve for interest reduction under purchase option (calculated in accordance with Section 4.5 of the agreement):		
Balance as at December 31, 1971 .....	\$ 3,093,228.00	
Add: Credit to the reserve during the year ended December 31, 1972 .....	726,504.60	
	<hr/>	
Balance as at December 31, 1972 .....		3,819,732.60
		<hr/>
		26,034,015.39
		<hr/>
		\$122,975,565.58

NOTE 2 The agreement between the Corporation and the Canadian National Railway Company requires that payments be made by the Canadian National Railway Company to the Corporation at a rate of \$1.40 per ton for coal hauled. All tonnage rental payments for coal have been made at a reduced rate of 50¢ per ton. This reduced rate has not been approved by amendment to the agreement as required by Section 11(5) of the Alberta Resources Railway Corporation Act.

NOTE 3 Land, at cost, consists of land purchases not required for the operation of the railway.

NOTE 4 Railway, at cost, consists of those costs incurred in the construction of the railway chargeable to "capital account" under Section 3.11(1) of the agreement between the Corporation and the Canadian National Railway Company. No depreciation has been included in the accounts of the Corporation.

NOTE 5 Accounts payable represent expenditures which were paid from the General Revenue Fund of the Province and are to be recovered from the operations of the Corporation.

NOTE 6 Debentures payable are unconditionally guaranteed as to principal and interest by the Government of the Province of Alberta.

NOTE 7 Following a revised interpretation of the terms of the agreement referred to in Note 1 and the consequent resolution of an ambiguity in that agreement in the light of subsequent developments, tonnage rental payments from the Canadian National Railway Company are now shown as revenue whereas previously interest on capital investment was reflected as revenue and the tonnage rental payments received were applied as a collection of this interest item.

Complementary changes have been made in the chart of accounts whereby the "accrued interest receivable, advances account" (accumulated deficiency account) and the "reserve for interest reduction under purchase option account" become memoranda accounts maintained exclusively for determination of the purchase price payable in the event of the exercise by the Canadian National Railway Company of the purchase option. These changes have been retroactively applied and the 1971 figures appearing in these statements have been restated for comparative purposes.

The adjustment of the deficit applicable to prior years' operations was calculated as follows:

Accrued interest receivable, advances as at December 31, 1970 .....	\$ 19,357,614.44
Deduct:	
Reserve for interest reduction under purchase option as at	
December 31, 1970 .....	\$ 2,372,196.78
Tonnage rental payment received in January, 1971 but applicable to	
December, 1970 .....	86,734.93
	<u>2,458,931.71</u>
	<u>\$ 16,898,682.73</u>

The deficit for the year ended December 31, 1971, was restated as follows:

Deficit for the year as reported in the December 31, 1971	
financial statements .....	\$ 2,070,100.18
Add: Interest earned on capital investment removed from revenue .....	5,353,290.45
	<u>\$ 7,423,390.63</u>
Deduct: Tonnage rental applicable to the year ended December 31, 1971	693,842.61
	<u>\$ 6,729,548.02</u>

NOTE 8 During the year the railway incurred extensive flood damage and in this regard a letter of intent was signed in February, 1973, obligating the Alberta Resources Railway Corporation to pay up to a maximum of \$2,500,000.00 to the Canadian National Railway Company for the construction of works to protect the railway and \$500,000.00 to reimburse the Canadian National Railway Company for expenditures relating to the flood damage and capital expenditures made during 1971 and 1972.

## TREASURY DEPARTMENT

GOVERNMENT OF THE PROVINCE OF ALBERTA  
THE MUNICIPAL LAND LOANS ACT  
STATEMENT OF LOANS  
FOR THE YEAR ENDED MARCH 31, 1973

Borrower Cities	Purpose of Loan	Term	Interest Rate	Authorized and Loaned	Repayments	Principal Outstanding March 31, 1973
Calgary	Controlled streets	20 years	6%	\$ 570,500.00	\$ 87,424.51	\$ 483,075.49
"	"	20 "	7 "	389,652.00	51,569.49	316,055.51
"	"	20 "	7 "	389,652.00	13,915.51	85,284.49
"	"	20 "	7 1/2 "	411,850.00	42,539.84	369,310.16
"	"	20 "	7 1/2 "	19,000.00	1,962.50	17,037.50
"	"	20 "	7 1/2 "	170,000.00	17,559.25	152,440.75
"	"	20 "	7 1/2 "	34,000.00	3,511.82	30,488.18
"	"	20 "	7 1/2 "	352,650.00	36,425.06	316,224.94
"	"	20 "	7 1/2 "	105,600.00	7,878.01	97,721.99
"	"	20 "	7 1/2 "	60,000.00	1,342.84	58,657.16
"	"	20 "	7 1/2 "	13,400.00	4,960.12	5,527.88
"	"	20 "	8 "	4,000.00	3,192.35	12,449.38
"	"	20 "	8 "	9,500.00	673.96	41,807.65
"	"	20 "	8 "	376,300.00	26,695.08	8,826.04
"	"	20 "	8 "	447,500.00	31,746.10	349,604.92
"	"	20 "	8 1/2 "	478,000.00	32,233.13	415,753.90
"	"	20 "	8 1/2 "	118,875.00	8,016.14	445,766.87
"	"	20 "	8 1/2 "	1,087,600.00	73,340.53	110,858.86
"	"	20 "	8 1/2 "	138,896.25	9,366.23	1,014,259.47
"	"	20 "	8 1/2 "	211,400.00	9,111.44	129,530.02
"	"	20 "	8 1/2 "	19,000.00	886.86	10,188.12
"	"	20 "	8 1/2 "	1,329,000.00	58,701.46	1,303,313.54
"	"	20 "	8 1/2 "	34,900.00	1,073.17	23,826.83
"	"	20 "	8 1/2 "	352,285.00	15,183.12	337,101.88
"	"	20 "	8 1/2 "	190,250.00	8,199.58	182,050.42
"	"	20 "	7 1/2 "	1,046,162.50	48,824.89	997,337.61
"	"	20 "	7 1/2 "	264,515.00	12,345.04	252,169.96
"	"	20 "	7 1/2 "	278,560.00	6,257.78	272,302.22
"	"	20 "	7 1/2 "	904,800.00	20,326.09	884,473.91
"	"	20 "	7 1/2 "	512,000.00	11,501.94	500,498.06
"	"	20 "	7 1/2 "	1,581,850.00	33,525.83	1,548,324.17
"	"	20 "	7 1/2 "	1,031,400.00	7,487.38	1,021,400.00
"	"	20 "	7 1/2 "	848,300.00	.....	848,300.00
"	"	20 "	7 1/2 "	441,300.00	.....	441,300.00
"	"	20 "	7 1/2 "	1,788,618.00	250,902.64	1,537,715.36
"	"	20 "	7 "	369,570.00	51,842.33	317,727.67
"	"	20 "	7 1/2 "	934,380.00	96,511.70	837,868.30
"	"	20 "	7 1/2 "	1,639,000.00	169,291.60	1,469,708.40
"	"	20 "	8 "	2,177,432.00	154,469.24	2,022,962.76
"	"	20 "	8 1/2 "	806,687.00	44,597.61	762,089.39
"	"	20 "	8 1/2 "	41,797.27	.....	95,202.73
"	"	20 "	8 1/2 "	2,138,746.00	92,177.77	2,046,568.23
"	"	20 "	7 1/2 "	2,363,691.00	53,099.69	2,310,591.31
"	"	20 "	8 "	79,500.00	5,639.81	73,860.19
Edmonton	"	"	"	\$ 1,668,715.05	\$ 26,266.84	\$ 26,266.84
Lloydminster	"	"	"	\$ 27,935,557.75	.....	.....

Certified correct,

DOUGLAS W. ROGERS, C.A.  
Deputy Provincial Auditor.

GOVERNMENT OF THE PROVINCE OF ALBERTA  
ALBERTA INDUSTRIAL CORPORATION  
BALANCE SHEET AS AT JUNE 30, 1972

ASSETS

Current:			
Cash in treasury branch .....	\$	1,905.31	
Short term deposit .....		275,000.00	
City of Edmonton debentures, at amortized cost (approximate market value \$253,125.00) .....		249,736.46	
Accrued interest .....		8,951.15	
Accounts receivable .....		187.00	
			\$ 535,779.92
Mineral titles, leaseholds and miscellaneous assets (Note 1) .....			1,250,001.00
Deficit:			
As at December 31, 1971 .....	\$	263,499.95	
Deduct: Adjustment applicable to previous years .....		55.93	
	\$	263,444.02	
Add: Excess of expenditure over revenue for the six months ended June 30, 1972 .....		4,110.70	
			267,554.72
			<u>\$ 2,053,335.64</u>

LIABILITIES

Current:			
Accounts payable .....	\$	1,748.24	
Reserve in respect to option agreement with Brazeau Collieries Limited (Note 2) .....		505,000.00	
Provincial Treasurer:			
Demand debentures .....	\$	990,903.90	
Interest on debentures, due and accrued .....		555,683.50	
			1,546,587.40
			<u>\$ 2,053,335.64</u>

The accompanying notes are part of these financial statements.

AUDITOR'S REPORT

Edmonton, Alberta, January 17, 1973

I have examined the Balance Sheet of the Alberta Industrial Corporation as at June 30, 1972, and the Statement of Revenue and Expenditure for the six months then ended. My examination included a general review of the accounting procedures and such tests of accounting records and other supporting evidence as I considered necessary in the circumstances.

In my opinion, these financial statements present fairly the financial position of the Corporation as at June 30, 1972, and the results of its operations for the six months then ended, in accordance with generally accepted accounting principles applied on a basis consistent with that of the preceding year.

DOUGLAS W. ROGERS, C.A.  
Deputy Provincial Auditor.



STATEMENT No. 251

GOVERNMENT OF THE PROVINCE OF ALBERTA  
ALBERTA INDUSTRIAL CORPORATION  
STATEMENT OF REVENUE AND EXPENDITURE  
FOR THE SIX MONTHS ENDED JUNE 30, 1972

## REVENUE

Earnings from investments .....	\$	10,849.06	
Miscellaneous .....		3.80	
			\$ 10,852.86

## EXPENDITURE

Interest on demand debentures .....	\$	14,863.56	
Miscellaneous lease rental .....		100.00	
			14,963.56
Excess of expenditure over revenue for the six months ended June 30, 1972 .....	\$		<u>4,110.70</u>

GOVERNMENT OF THE PROVINCE OF ALBERTA  
ALBERTA INDUSTRIAL CORPORATION  
NOTES TO THE FINANCIAL STATEMENTS

JUNE 30, 1972

- Note 1 Title to these assets was acquired by Alberta Industrial Corporation from Brazeau Collieries Limited, pursuant to an agreement dated April 15, 1971, in consideration for the settlement of Brazeau's indebtedness to the Corporation. Under the terms of an option agreement, also dated April 15, 1971, Brazeau has the option to purchase the assets, excluding a leasehold on the Nordegg townsite, for the sum of \$1,250,000.00. The Nordegg townsite leasehold has been recorded at a nominal value of \$1.00.
- Note 2 This amount represents the payments received and to be applied on the assets' sale price of \$1,250,000.00 if Brazeau exercises its option under the terms of the agreement referred to in Note 1. Should Brazeau terminate or fail to exercise its option \$425,000.00 must be refunded.
- Note 3 Pursuant to Sections 19 and 20 of The Alberta Opportunity Fund Act, Chapter 11, Statutes of Alberta, 1972, The Alberta Industrial Corporation Act was repealed effective July 1, 1972, and all assets and liabilities of the Alberta Industrial Corporation were transferred to and vested in the Alberta Opportunity Company.

GOVERNMENT OF THE PROVINCE OF ALBERTA  
STATEMENT OF FUNDS RAISED UNDER  
THE FINANCIAL ADMINISTRATION ACT, SEC. 17, CHAP. 142, R.S.A. 1970  
FOR THE YEAR ENDED MARCH 31, 1973

## Funds raised during the year:

Temporary loan—bank overdraft Order-in-Council 1130/68,  
maximum authority provided .....

\$ 80,000,000.00

Certified correct,

DOUGLAS W. ROGERS, C.A.

*Deputy Provincial Auditor.*

## GOVERNMENT OF THE PROVINCE OF ALBERTA

## STATEMENT OF REMISSIONS

FOR THE YEAR ENDED MARCH 31, 1973

(with comparative figures)

	1973	1972
Under Chapter 142, Section 26, R.S.A., 1970, The Financial Administration Act:		
Oil sands royalty .....	\$ 3,818,588.23	\$ 1,942,065.88
Land titles, clerks of court and sheriffs' fees charged to Government departments .....	65,454.05	65,767.30
Alberta Income Tax Act .....	23,284.60	26,950.72
Fuel oil tax .....	16,406.95	125,786.94
Commissioners for oaths .....	15,850.00	14,200.00
The Public Service Act .....	4,181.36	
Penalties, fines and forfeitures .....	2,142.25	476.25
Land titles fees re hospital districts .....	1,746.80	8,238.10
Automobile licenses .....	1,515.00	1,547.00
Amusement Act .....	375.00	150.00
Notaries public .....	150.00	75.00
School Foundation Program Fund .....		67,824.00
The Alberta Hospitals Act .....		7,733.92
Under Chapter 142, Section 27, R.S.A., 1970, The Financial Administration Act:		
Department of Health and Social Development .....	2,657,138.21	64,898.21
Department of Highways and Transport .....	300,682.86	
Treasury Department re treasury branches .....	235,823.13	329,892.54
Department of The Attorney General .....	45,910.48	2,098.11
Energy Resources Conservation Board .....	44,642.37	
Executive Council .....	31,162.04	
Alberta Alcoholism and Drug Abuse Commission .....	26,910.15	
Department of Education .....	9,756.71	40.35
Department of Lands and Forests .....	8,320.95	
Department of Public Works .....	4,439.07	
Department of Advanced Education .....	1,994.01	
Department of Manpower and Labour .....	90.00	85.50
Department of Agriculture .....		3,487.50
Department of Provincial Secretary .....		550.80
Treasury Department .....		13.15
Under Chapter 243, Section 26, R.S.A., 1970, The Motor Vehicle Accident Claims Act .....	5,823.57	26,594.25
Under Chapter 6, Section 9, R.S.A., 1955, Seed grain and relief Acts, principal and interest .....	888.97	1,271.63
Under Chapter 60, Section 253, subsection 7, R.S.A., 1970, The Companies Act .....	159.26	
Under Chapter 301, Section 38, R.S.A., 1970, The Public Trustee Act .....		3,025.17
	<u>\$ 7,323,436.02</u>	<u>\$ 2,692,772.32</u>

Certified correct,

DOUGLAS W. ROGERS, C.A.

Deputy Provincial Auditor.

## GOVERNMENT OF THE PROVINCE OF ALBERTA

## CULTURE, YOUTH AND RECREATION DEPARTMENT

STATEMENT OF LEGISLATIVE AND EXECUTIVE APPROPRIATIONS, EXPENDITURES AND UNEXPENDED BALANCES  
FOR THE YEAR ENDED MARCH 31, 1973

Payments for the year ended March 31, 1973		No. of Apprn.	Service	APPROPRIATIONS					Over- expended	Remarks
				Legislative	Executive	Total	Expended	Unexpended		
INCOME ACCOUNT										
\$	36,915.62	2801.	Minister's Office	\$ 34,640.00	\$	\$ 34,640.00	\$ 36,850.47	\$ 2,299.10	\$ 2,210.47	O/C 381/73
	273,721.05	2802.	General Administration	270,060.00		270,060.00	267,760.90			
	3,616,022.77	2803.	Recreation Branch	1,490,050.00	1,530,000.00	3,020,050.00	3,018,429.20			S.W.s. 53 & 63/72-73
	430,957.70	2804.	4-H and Junior Forest Wardens' Branch							
	10,703.21	2805.	District Youth Representative Branch	448,540.00		448,540.00	433,337.85			
	89,560.11	2806.	Planning and Development Branch							
	176,717.86	2807.	Youth Services Branch— Volunteer Services	89,150.00		89,150.00	88,021.35			
	296,881.68	2808.	Youth Services Branch—District	178,220.00		178,220.00	177,084.74			
	100,322.27	2809.	Youth Representatives	300,860.00		300,860.00	300,615.95			
	79,902.98	2810.	Youth Services Branch— Project Development	133,610.00		133,610.00	100,569.57			
	516.84	2812.	Human Resources Development Authority Programs	77,030.00		77,030.00	81,128.60			4,098.60 O/C 380/73
	572.31	2813.	Arts and Crafts Branch— Arts	1,610.00		1,610.00	572.31			
	946,092.03	2814.	Cultural Development Branch—Arts	841,590.00	70,000.00	911,590.00	927,260.18			15,670.18 S.W. 35/72-73 O/C 630/73
	130,947.41	2815.	Northern Alberta Jubilee Auditorium	153,100.00		153,100.00	128,626.19			
	145,864.11	2816.	Southern Alberta Jubilee Auditorium	153,330.00		153,330.00	144,842.13			8,487.87
	1,002,681.61	2817.	Provincial Museum and Archives of Alberta	938,010.00		938,010.00	944,184.54			6,174.54 O/C 380/73
	135,000.00	2818.	Glenbow Alberta Institute	135,000.00		135,000.00	135,000.00			
	410,965.53	2820.	Cultural Development Branch— Libraries	407,950.00		407,950.00	416,756.57			8,806.57 O/C 381/73
\$	7,884,346.09		TOTAL: Income Account	\$ 5,652,750.00	\$ 1,600,000.00	\$ 7,252,750.00	\$ 7,201,040.55	\$ 51,709.45 (Net)		
CAPITAL ACCOUNT										
\$	50,000.00	2882.	Alberta Arts Foundation Act	\$ 50,000.00	\$	\$ 50,000.00	\$ 50,000.00			
\$	50,000.00		TOTAL: Capital Account	\$ 50,000.00	\$	\$ 50,000.00	\$ 50,000.00			

Certified correct,

DOUGLAS W. ROGERS, C.A.  
Deputy Provincial Auditor.

GOVERNMENT OF THE PROVINCE OF ALBERTA  
DEPARTMENT OF CULTURE, YOUTH AND RECREATION  
EXPENDITURE CLASSIFIED BY APPROPRIATIONS AND CHARACTER  
FOR THE YEAR ENDED MARCH 31, 1973  
INCOME ACCOUNT

Service	2801 Minister's Office	2802 General Administration	2803 Recreation Branch	2804 4-H and Junior Forest Wardens' Branch	2806 Planning and Development Branch	2807 Youth Services Branch— Volunteer Services	2808 Youth Services Branch— District Youth Representatives	2809 Youth Services Branch—Project Development	2810 Youth Services Branch— Leadership Development	2813 Objectable Publications	2814 Cultural Development Branch—Arts	2815 Northern Alberta Jubilee Auditorium	2816 Southern Alberta Jubilee Auditorium	2817 Provincial Museum and Archives of Alberta	2818 Glenbow Alberta Institute	2820 Cultural Development Branch—Libraries	Totals
Ammos, trucks and mobile equipment purchase	\$	\$	\$	\$	\$	\$	\$	\$	\$	\$	\$	\$	\$	\$ 685.37	\$	\$	\$ 685.37
Ammos, trucks and mobile equipment expenses	967.28	3,245.13	3,293.20	2,324.62	3,117.00	1,887.89	410.25				298.06			33,308.94			12,426.43
Contracts and agreements	126.37			112.35		21,570.10					1,031.56			190.55			59,139.95
Equipment expenses	329.06	2,063.43	43,134.87	430.55	9,863.00						1,889.65			9,330.41			2,637.12
Fees and commissions		291.50	1,864.52	13,831.88	2,145.48	1,234.75	8,082.05	802.00	490.00	42,987.46	334.52	1,289.52		2,753.16		175.92	136,094.35
Freight express and cartage		3,019.17	4,046.11	696.90	295.00	562.77				3,902.32				7,157.60			10,203.57
Furnishings, equipment and tools	128.40	1,390.00	2,477,268.70	2,310.43	295.00	60,902.00	7,865.92	22,940.00	25,427.42	335,997.03	3,149.94			13,313.12	135,000.00	363,861.15	3,476,644.49
Grant price		1,123.80	716.66			600.42		457.50		3,265.08				639.35			6,802.81
Insurance						207.96											207.96
Interest			24,285.40	19,590.75				2,121.00		68,141.95							114,918.50
Maintenance in homes and schools	1,151.92	41,744.39	28,068.87	27,154.76	3,304.80	703.72	1,436.29	1,860.70	395.51	30,823.48	4,732.97	14,302.69	12,651.14	67,679.52		5,349.88	236,627.67
Materials and supplies, administrative			1,473.62	408.72						39.62				19,232.46			25,847.77
Materials and supplies, construction	43.92	179.60	273.77	60.00	60.42	195.33	171.82	179.72	16.00	82.31				30,650.31		25.50	32,255.79
Miscellaneous expenses	690.96	24,899.81	2,440.16	4,177.45	1,399.95	5,352.03	2,118.90			527.54	6,396.97			600.00			35,067.82
Postage		20,522.41	7,024.23	1,168.70			568.84	737.07						5,393.32		124.00	49,378.48
Rental																	
Repairs and maintenance of furnishings, equipment and tools			781.37	153.71							262.28			1,309.91			2,507.27
Repairs and maintenance of office machines	228.20	2,278.12	650.86	706.69	243.11		363.52			524.14				921.52			6,064.30
Supplies	29,032.40	153,206.68	310,605.46	234,681.23	46,576.45	27,763.35	226,725.41	38,547.43	46,946.58	244,100.14	91,247.76	105,457.43	630,378.35	38,328.50			2,223,597.17
Telephone and telegraph	1,392.14	1,533.20	12,780.52	11,362.05	1,154.10	1,506.71	11,918.48	2,105.59	389.71	7,303.45		442.56	1,012.50	2,762.27			56,346.40
Traveling expenses of other											13,711.47			3,121.93		535.20	106,273.79
Travel expenses of public servants	313.87	3,094.95	18,088.85	26,169.37	540.80	37,614.25	1,228.78	4,709.39	553.75	51,892.93	1,470.17	1,380.19		30,425.02		5,029.80	222,407.89
Travel expenses of public servants			38,260.15	32,701.12	3,334.28	6,931.31	34,906.80	6,069.67	6,597.63								168.00
Travel						176.54		168.00									176.54
Travelling	2,445.95	9,168.71	43,371.88	22,745.82	18,112.44	8,964.88	11,533.79	12,062.74			106,282.14	20,241.35	22,328.92	84,931.43		1,864.10	364,054.15
Tolls																	
Tips																	
TOTAL: Income Account	\$ 36,850.47	\$ 267,760.90	\$ 3,018,429.20	\$ 433,337.85	\$ 88,021.35	\$ 177,084.74	\$ 300,615.95	\$ 100,569.57	\$ 81,128.60	\$ 572.31	\$ 927,260.18	\$ 128,626.19	\$ 144,842.13	\$ 944,184.54	\$ 135,000.00	\$ 416,756.57	\$ 7,201,040.55

## CAPITAL ACCOUNT

	2882 Alberta Arts Foundation Act	Totals
Grants .....	\$ 50,000.00	\$ 50,000.00
TOTAL: Capital Account .....	\$ 50,000.00	\$ 50,000.00





STATEMENT No. 256

GOVERNMENT OF THE PROVINCE OF ALBERTA  
CULTURE, YOUTH AND RECREATION DEPARTMENT  
CASH COLLECTED ON INCOME ACCOUNT  
FOR THE YEAR ENDED MARCH 31, 1973

	Actual	Estimates	In Excess of Estimates	Less than Estimates
Alberta student council workshop:				
Fees .....	\$ .....	\$ 7,200.00	\$ .....	7,200.00
Publications .....		80.00		80.00
Amusement branch .....	142,297.39		142,297.39	
Cultural development:				
Craft equipment payments .....	1,776.06	1,590.00	186.06	
Registration fees .....	55,489.05	61,738.00		6,248.95
4-H and junior forest wardens:				
Fees .....	865.00	1,000.00		135.00
Miscellaneous .....	10,912.20	7,000.00	3,912.20	
Government of Canada:				
4-H and junior forest wardens .....	19,080.00	18,000.00	1,080.00	
Miscellaneous .....	1.10		1.10	
Outdoor education centre .....	24,697.00	18,545.00	6,152.00	
Planning and development .....		500.00		500.00
Provincial jubilee auditoriums, rentals .....	415,397.60	428,750.00		13,352.40
Provincial museum .....	15,903.04	22,500.00		6,596.96
Recreation branch:				
Fees .....	15,851.00	25,250.00		9,399.00
Miscellaneous .....	678.75	100.00	578.75	
Reimbursement of salaries .....	2,292.77	2,000.00	292.77	
Research branch .....	3,200.50		3,200.50	
<b>TOTAL: Income Account .....</b>	<b>\$ 708,441.46</b>	<b>\$ 594,253.00</b>	<b>114,188.46</b> <b>(Net)</b>	

Certified correct,

DOUGLAS W. ROGERS, C.A.

Deputy Provincial Auditor.

## GOVERNMENT OF THE PROVINCE OF ALBERTA

## ALBERTA ART FOUNDATION

## BALANCE SHEET

AS AT MARCH 31, 1973

## ASSETS

Current:			
Cash in bank .....	\$	37,823.30	
Accrued interest receivable .....		256.98	
			\$ 38,080.28
Art collections, at cost (Note 2) .....			9,390.00
			<u>\$ 47,470.28</u>

## LIABILITIES

Current:			
Accounts payable .....	\$	354.97	
Surplus:			
Net income for the period, Statement No. 258 .....			47,115.31
			<u>\$ 47,470.28</u>

The accompanying notes are part of these financial statements.

## AUDITOR'S REPORT

Edmonton, Alberta, August 7, 1973

I have examined the Balance Sheet of the Alberta Art Foundation as at March 31, 1973 and the Statement of Income and Expenditure for the period then ended. My examination included a general review of the accounting procedures and such tests of accounting records and other supporting evidence as I considered necessary in the circumstances.

In my opinion these financial statements present fairly the financial position of the Foundation as at March 31, 1973 and the results of its operations for the period then ended, in accordance with generally accepted accounting principles.

DOUGLAS W. ROGERS, C.A.  
Deputy Provincial Auditor.

## GOVERNMENT OF THE PROVINCE OF ALBERTA

## ALBERTA ART FOUNDATION

## STATEMENT OF INCOME AND EXPENDITURE

FOR THE PERIOD SEPTEMBER 28, 1972 TO MARCH 31, 1973

Income:			
Grant from the Province of Alberta .....	\$	50,000.00	
Investment income .....		839.50	
Donation .....		10.00	
			\$ 50,849.50
Expenditure:			
Travelling .....	\$	1,952.20	
Entertainment .....		1,114.45	
Framing supplies .....		302.75	
Stationery and office supplies .....		274.71	
Telephone and telegraph .....		45.58	
Equipment rentals .....		44.50	
			<u>3,734.19</u>
Net income .....	\$		<u>47,115.31</u>

GOVERNMENT OF THE PROVINCE OF ALBERTA  
ALBERTA ART FOUNDATION  
NOTES TO THE FINANCIAL STATEMENTS

MARCH 31, 1973

NOTE 1 Authority

The Alberta Art Foundation was established under authority of The Alberta Art Foundation Act, Chapter 14, Statutes of Alberta 1972 which was proclaimed in force September 28, 1972 by Order-in-Council 1362/72.

NOTE 2 Art Collections

Collections include only those items purchased by the Foundation and do not include collections received as gifts.

GOVERNMENT OF THE PROVINCE OF ALBERTA

JUBILEE AUDITORIUMS

STATEMENT OF REVENUE AND EXPENDITURE

FOR THE YEAR ENDED MARCH 31, 1973

(with comparative figures)

REVENUE

	Southern Alberta Jubilee Auditorium		Northern Alberta Jubilee Auditorium	
	1973	1972	1973	1972
Rentals .....	\$ 171,598.80	\$ 144,540.65	\$ 177,779.03	\$ 156,293.78
Snack bar, net (Note 2) .....	9,955.70	16,351.57	11,162.01	14,718.84
Commissions .....	2,653.41	2,065.68	2,446.34	1,893.67
Rental of equipment .....	2,447.00	2,220.50	3,506.75	2,634.00
Catering .....	1,837.79	1,620.72	2,688.06	2,217.29
Sundry .....	119.21	1.29	700.40	534.80
	<u>\$ 188,611.91</u>	<u>\$ 166,800.41</u>	<u>\$ 198,282.59</u>	<u>\$ 178,292.38</u>

EXPENDITURE

	1973	1972	1973	1972
Salaries and wages .....	\$ 275,337.19	\$ 288,194.12	\$ 272,501.68	\$ 292,941.72
Repairs and betterments .....	111,945.13	65,518.01	158,587.95	87,620.22
Power, fuel and water .....	37,011.23	33,581.73	36,237.57	32,771.32
Maintenance of grounds .....	17,242.66	21,490.63	11,316.95	13,755.10
Taxes and insurance .....	5,773.99	2,435.78	4,647.50	1,438.92
Telephone and telegraph .....	5,381.15	3,862.38	3,724.59	3,424.43
Travelling .....	1,380.19	1,109.62	1,552.17	1,377.84
Caretaking supplies .....	972.49	4,627.76	4,561.27	5,461.38
Printing and stationery .....	744.48	411.05	1,006.96	240.50
Rental of equipment .....	417.13	894.57	2,538.41	2,509.59
Depreciation, office equipment .....	90.30	90.30	138.58	138.57
Sundry .....	3,597.10	3,413.28	4,691.86	2,958.24
	<u>\$ 459,893.04</u>	<u>\$ 425,629.23</u>	<u>\$ 501,505.49</u>	<u>\$ 444,637.83</u>
Total expenditure .....	\$ 459,893.04	\$ 425,629.23	\$ 501,505.49	\$ 444,637.83
Total revenue .....	188,611.91	166,800.41	198,282.59	178,292.38
Net cost to the Province .....	<u>\$ 271,281.13</u>	<u>\$ 258,828.82</u>	<u>\$ 303,222.90</u>	<u>\$ 266,345.45</u>

The accompanying notes are part of this financial statement.

AUDITOR'S REPORT

Edmonton, Alberta, July 24, 1973

I have examined the Statement of Revenue and Expenditure of the Jubilee Auditoriums for the year ended March 31, 1973. My examination included a general review of the accounting procedures and such tests of accounting records and other supporting evidence as I considered necessary in the circumstances.

In my opinion this financial statement presents fairly the results of operations of the Jubilee Auditoriums for the year ended March 31, 1973, in accordance with generally accepted accounting principles applied on a basis consistent with that of the preceding year.

DOUGLAS W. ROGERS, C.A.  
Deputy Provincial Auditor.

GOVERNMENT OF THE PROVINCE OF ALBERTA  
JUBILEE AUDITORIUMS  
NOTES TO THE FINANCIAL STATEMENT  
MARCH 31, 1973

NOTE 1 Authority

The Jubilee Auditoriums are operated under the authority of The Department of Culture, Youth and Recreation Act, Chapter 23, Statutes of Alberta 1971.

NOTE 2 Snack Bar Revenue

Effective January 1, 1973, revenues and the related costs of the snack bar operations have been included in the Culture, Youth and Recreation Stock Advance.

NOTE 3 Retroactive Salary Increases

This financial statement does not reflect the applicable portions of the general salary increase authorized by Order-in-Council 691/73, dated May 8, 1973 which was retroactive to January 1, 1973.

## GOVERNMENT OF THE PROVINCE OF ALBERTA

## GLENBOW-ALBERTA INSTITUTE

## CONSOLIDATED BALANCE SHEET AS AT FEBRUARY 28, 1973

(with comparative figures)

	ASSETS	1973	1972
Current:			
Cash on hand, in banks and trust company .....	\$	53,720	\$ 16,091
Short term investments .....		50,000	75,000
Accounts receivable (Note 2) .....		162,525	19,718
Accrued interest receivable .....		184,406	176,532
Prepaid expenses .....		4,298	2,871
Merchandise held for resale, at lower of cost or market .....		6,060	6,774
	\$	461,009	\$ 296,986
Investments, at amortized cost: (Note 3)			
Demand note .....	\$	56,000	\$ 161,000
Bonds and debentures (approximate market value: 1973 \$9,333,000; 1972 \$9,274,000) .....		10,274,035	10,139,700
	\$	10,330,035	\$10,300,700
Collections, at cost (Note 4) .....	\$	2,649,252	\$ 2,604,342
Fixed:			
Land and buildings, at cost .....	\$	757,704	\$ 757,704
Furniture and equipment, at cost .....		344,388	331,866
	\$	1,102,092	\$ 1,089,570
Deferred charges .....			\$ 8,498
Trust:			
Investments (Note 5) .....	\$	195,324	\$ 191,337
Due from general account .....		89,012	80,033
	\$	284,336	\$ 271,370
	\$	14,826,724	\$14,571,466
	LIABILITIES		
Current:		1973	1972
Accounts payable .....	\$	28,863	\$ 19,910
Due to trust .....		89,012	80,033
	\$	117,875	\$ 99,943
Reserve for future expenditure, exhibitions and moving (Note 6) .....	\$	124,532	
Reserve for replacement of furniture and equipment (Note 7) .....	\$	15,000	
Capital contributions .....	\$	11,629,489	\$11,629,489
Surplus: Statement No. 261 .....	\$	2,655,492	\$ 2,570,664
Trust:			
Employees' retirement annuity fund .....	\$	195,324	\$ 191,337
Contributions for designated projects, unexpended .....		89,012	80,033
	\$	284,336	\$ 271,370
	\$	14,826,724	\$14,571,466

Signed on behalf of the Board:

W. D. C. MACKENZIE

Chairman

J. R. FISH

Treasurer

The accompanying notes are part of these financial statements.



STATEMENT No. 260—*Continued*

## AUDITOR'S REPORT

Edmonton, Alberta, April 26, 1973

I have examined the Consolidated Balance Sheet of the Glenbow-Alberta Institute and its wholly-owned subsidiaries as at February 28, 1973, and the Consolidated Statements of Surplus, Income and Expenditure and Source and Application of Funds with a supporting statement for the year then ended. My examination included a general review of the accounting procedures and such tests of accounting records and other supporting evidence as I considered necessary in the circumstances.

In my opinion these consolidated financial statements present fairly the financial position of the Institute and its wholly-owned subsidiaries as at February 28, 1973, and the results of their operations and the source and application of their funds for the year then ended, in accordance with generally accepted accounting principles which, except for the provision for replacement of furniture and equipment as referred to in Note 7 to the financial statements, have been applied on a basis consistent with that of the preceding year.

DOUGLAS W. ROGERS, C.A.

*Deputy Provincial Auditor.*

STATEMENT No. 261

GOVERNMENT OF THE PROVINCE OF ALBERTA  
GLENBOW-ALBERTA INSTITUTE  
CONSOLIDATED STATEMENT OF SURPLUS  
FOR THE YEAR ENDED FEBRUARY 28, 1973  
(with comparative figures)

	1973	1972
Balance at beginning of year .....	\$ 2,570,664	\$ 2,295,374
Add:		
Net income, Statement No. 262 .....	217,858	113,476
Net gain on sale of Banff properties .....		205,234
	<u>\$ 2,788,522</u>	<u>\$ 2,614,084</u>
Deduct:		
Adjustments applicable to prior years .....	\$ .....	\$ 6,222
Deferred charges amortized .....	8,498	37,198
Transfer to reserve for future expenditure, exhibitions and moving .....	124,532	
	<u>\$ 133,030</u>	<u>\$ 43,420</u>
Balance at end of year .....	<u>\$ 2,655,492</u>	<u>\$ 2,570,664</u>

STATEMENT No. 262

GOVERNMENT OF THE PROVINCE OF ALBERTA  
GLENBOW-ALBERTA INSTITUTE  
CONSOLIDATED STATEMENT OF INCOME AND EXPENDITURE  
FOR THE YEAR ENDED FEBRUARY 28, 1973  
(with comparative figures)

	1973	1972
Income:		
Investment income .....	\$ 706,522	\$ 687,405
Grant from the Province of Alberta .....	135,000	135,000
Grant from National Museums of Canada .....	130,800	
Local Initiatives Program grant .....	93,049	4,876
Income from admissions and sales .....	65,774	56,323
Gifts .....	28,072	22,800
Banff properties income, net .....		13,420
Grant from Canada Council .....		7,000
Miscellaneous .....	10,596	10,963
	<u>\$ 1,169,813</u>	<u>\$ 937,787</u>
Expenses, Statement No. 264 .....	945,687	824,311
Net operating income .....	\$ 224,126	\$ 113,476
Extraordinary item:		
Exhibition expense .....	\$6,268	
Net income .....	<u>\$ 217,858</u>	<u>\$ 113,476</u>

STATEMENT No. 263

## GOVERNMENT OF THE PROVINCE OF ALBERTA

## GLENBOW-ALBERTA INSTITUTE

## CONSOLIDATED STATEMENT OF SOURCE AND APPLICATION OF FUNDS

FOR THE YEAR ENDED FEBRUARY 28, 1973

(with comparative figures)

Funds derived from:	1973	1972
Net income, Statement No. 262 .....	\$ 217,858	\$ 113,476
Add: Non-cash items:		
Provision for replacement of furniture and equipment .....	15,000	
Amortization of bond discount, net .....	(20,776)	(20,723)
Funds derived from operations .....	\$ 212,082	\$ 92,753
Proceeds from sale of Banff properties, net .....		205,235
	<u>\$ 212,082</u>	<u>\$ 297,988</u>
Funds applied to:		
Purchase of long term investments, net .....	\$ 8,559	\$ 329,483
Purchase of collections .....	44,910	45,994
Purchase of fixed assets, net .....	12,522	15,392
	<u>\$ 65,991</u>	<u>\$ 390,869</u>
Increase (decrease) in working capital .....	<u>\$ 146,091</u>	<u>\$ (92,881)</u>

STATEMENT No. 264

## GOVERNMENT OF THE PROVINCE OF ALBERTA

## GLENBOW-ALBERTA INSTITUTE

## CONSOLIDATED STATEMENT OF OPERATING EXPENSES

FOR THE YEAR ENDED FEBRUARY 28, 1973

(with comparative figures)

Glenbow-Alberta Institute:	1973	1972
Archives .....	\$ 79,804	\$ 53,346
Art .....	76,335	61,434
Cultural history .....	108,863	64,645
Ethnology .....	37,093	38,063
Extension .....	145,475	143,716
Library .....	69,964	62,851
Photography .....	20,364	28,680
Administration and general .....	189,170	161,241
Building occupancy .....	44,341	44,812
Provision for replacement of furniture and equipment .....	15,000	
	<u>\$ 786,409</u>	<u>\$ 658,788</u>
Glenbow Foundation:		
Glenbow-Alberta Art Gallery .....	\$ 51,660	\$ 53,326
Glenbow-Alberta Institute Museum .....	47,898	53,887
Luxton Museum .....	40,439	37,759
Administration and general .....	19,281	20,551
	<u>\$ 159,278</u>	<u>\$ 165,523</u>
	<u>\$ 945,687</u>	<u>\$ 824,311</u>

GOVERNMENT OF THE PROVINCE OF ALBERTA  
GLENBOW-ALBERTA INSTITUTE  
NOTES TO THE CONSOLIDATED FINANCIAL STATEMENTS

FEBRUARY 28, 1973

NOTE 1 The consolidated statements of the Glenbow-Alberta Institute include the accounts of the Institute's wholly-owned subsidiaries; Glenbow Foundation and Luxton Museum Ltd.

NOTE 2 Included in accounts receivable are preliminary study costs paid by the Institute in the amount of \$26,043 for the proposed Glenbow Centre and which are, in the opinion of officials of the Institute, recoverable from the City of Calgary.

NOTE 3 Investments shown in the Balance Sheet at amortized cost of \$10,330,035 as at February 28, 1973, are summarized hereunder:

<i>Particulars</i>	<i>Par Value</i>	<i>Book Value</i>
Bonds and debentures:		
Government of Canada .....	\$ 25,000	\$ 25,000
Provincial issues, direct and guaranteed .....	3,545,000	3,404,825
Municipal .....	650,000	613,313
School districts .....	125,000	125,937
Corporations .....	6,157,000	5,968,429
	<u>\$10,502,000</u>	<u>\$10,137,504</u>
Accrued amortization, net .....		136,531
	<u>\$10,502,000</u>	<u>\$10,274,035</u>
Demand note .....	56,000	56,000
	<u>\$10,558,000</u>	<u>\$10,330,035</u>

NOTE 4 Collections are comprised of only those items purchased by the Glenbow-Alberta Institute and those items purchased by the Glenbow Foundation and subsequently transferred to the Institute and do not include collections received as gifts.

NOTE 5 The Retirement Annuity Plan established by the Glenbow-Alberta Institute and Glenbow Foundation provides for the investment, by The Canada Trust Company, of contributions in a Pooled Pension Trust Fund. The amount of \$195,324 represents the market value as at February 28, 1973, of that portion of the Fund available for the payment of pensions within the terms of the Retirement Annuity Plan.

NOTE 6 This reserve was created by an appropriation of surplus to provide for the exhibition and moving expenses related to a proposed relocation.

NOTE 7 This reserve was created by an appropriation of operating funds to provide for the replacement of furniture and equipment. No depreciation has been provided on furniture and equipment.

NOTE 8 For comparative purposes the 1972 figures have been restated where necessary to conform to 1973 presentation.

STATEMENT No. 265

## GOVERNMENT OF THE PROVINCE OF ALBERTA

## CULTURE, YOUTH AND RECREATION STOCK ADVANCE

## BALANCE SHEET AS AT MARCH 31, 1973

## ASSETS

Current:			
Cash on hand and in bank .....		\$	4,171.81
Accounts receivable .....			1,845.55
Inventory, at cost .....			34,893.73
Prepaid expenses .....			1,121.17
		\$	42,032.26
Fixed:			
Equipment, at cost .....	\$	2,787.21	
Less: Accumulated depreciation .....		99.09	
			2,688.12
		\$	44,720.38

## LIABILITIES

Current:			
Account payable:			
Province of Alberta .....		\$	30,565.36
Other .....			6,742.18
		\$	37,307.54
Provincial Treasurer's advance .....			(12,036.88)
Surplus:			
Net profit for the period, Statement No. 266 .....			19,449.72
		\$	44,720.38

The accompanying note is part of these financial statements.

## AUDITOR'S REPORT

Edmonton, Alberta, August 17, 1973

I have examined the Balance Sheet of the Culture, Youth and Recreation Stock Advance as at March 31, 1973 and the Statement of Operations for the period then ended. My examination included a general review of the accounting procedures and such tests of accounting records and other supporting evidence as I considered necessary in the circumstances.

In my opinion these financial statements present fairly the financial position of the Stock Advance as at March 31, 1973 and the results of its operations for the period then ended, in accordance with generally accepted accounting principles.

DOUGLAS W. ROGERS, C.A.

*Deputy Provincial Auditor.*

GOVERNMENT OF THE PROVINCE OF ALBERTA  
CULTURE, YOUTH AND RECREATION STOCK ADVANCE  
STATEMENT OF OPERATIONS  
FOR THE FIVE MONTHS ENDED MARCH 31, 1973

Sales .....		\$	75,716.31	
Deduct: Cost of goods sold:				
Purchases .....	\$	64,076.63		
Less: Inventory, March 31, 1973 .....		34,893.73		
				29,182.90
Gross profit .....				\$ 46,533.41
Expenses:				
Salaries and wages .....	\$	22,906.10		
Sales supplies .....		1,861.98		
Laundry and uniforms .....		794.19		
Stationery and printing .....		633.32		
Travelling .....		240.41		
Advertising .....		207.60		
Freight and postage .....		110.91		
Depreciation .....		99.09		
Fees and commissions .....		96.00		
Repairs and maintenance .....		50.74		
Employee benefits .....		33.58		
Miscellaneous .....		49.77		
				27,083.69
Net profit for the period .....				\$ 19,449.72

GOVERNMENT OF THE PROVINCE OF ALBERTA  
CULTURE, YOUTH AND RECREATION STOCK ADVANCE  
NOTE TO THE FINANCIAL STATEMENTS

MARCH 31, 1973

NOTE 1 Authority

Culture, Youth and Recreation Stock Advance was established under the authority of The Department of Culture, Youth and Recreation Act, Chapter 23, Statutes of Alberta 1971 as amended.



## GOVERNMENT OF THE PROVINCE OF ALBERTA

## THE ENVIRONMENT DEPARTMENT

STATEMENT OF LEGISLATIVE AND EXECUTIVE APPROPRIATIONS, EXPENDITURES AND UNEXPENDED BALANCES  
FOR THE YEAR ENDED MARCH 31, 1973

Payments for the year ended March 31, 1973		APPROPRIATIONS						Remarks
No. of Apprn.	Service	Legislative	Executive	Total	Expended	Unexpended	Over- expended	
INCOME ACCOUNT								
\$ 40,853.57	2901. Minister's Office .....	\$ 43,990.00	.....	\$ 43,990.00	\$ 40,906.17	\$ 3,083.83	.....	
333,905.41	2902. General Administration .....	523,700.00	.....	523,700.00	323,574.99	186,125.01	.....	
232,488.49	2910. Research Division .....	103,800.00	.....	103,800.00	232,574.99	79,605.94	.....	
1,223,602.57	2911. Information Services Division .....	1,289,800.00	.....	1,289,800.00	1,118,877.27	170,922.73	.....	
1,237,582.92	2930. Water Resources Division .....	1,226,120.00	.....	1,226,120.00	1,197,219.69	92,580.31	.....	
457,305.96	2930. Pollution Control Division .....	672,360.00	.....	672,360.00	1,006,019.58	220,100.42	.....	
186,103.82	2941. Inter-departmental Planning Division .....	232,600.00	.....	232,600.00	518,015.58	154,344.42	.....	
325,798.64	2945. Surface Reclamation Council .....	287,970.00	39,000.00	326,970.00	188,040.20	44,559.80	.....	
186,264.23	2950. Environment Conservation Authority .....	.....	.....	.....	325,798.64	1,171.36	.....	
.....	2950. Environmental Standards and Approvals Division .....	329,750.00	.....	329,750.00	196,750.82	132,999.18	.....	
.....	Special Warrant 16/72-73 (Namao Waterline) .....	.....	25,000.00	25,000.00	.....	.....	.....	
\$ 4,124,959.68	TOTAL: Income Account .....	\$ 5,014,440.00	\$ 64,000.00	\$ 5,078,440.00	\$ 4,170,298.00	\$ 908,142.00	.....	
CAPITAL ACCOUNT								
1,654,741.45	2981. Water Resources Development .....	\$ 1,089,000.00	.....	\$ 1,089,000.00	\$ 1,156,501.22	\$ 67,501.22	O/C 486/73	
2,878,676.03	2984. Technical Services .....	3,232,090.00	.....	3,232,090.00	3,136,196.88	95,893.12	.....	
1,072,060.11	2987. Resource Conservation and Utilization .....	600,000.00	.....	600,000.00	581,956.60	18,043.40	.....	
305,461.55	2991. Pollution Control Technical Services .....	472,000.00	.....	472,000.00	393,424.03	78,575.97	.....	
\$ 5,910,939.14	TOTAL: Capital Account .....	\$ 5,393,090.00	.....	\$ 5,393,090.00	\$ 5,268,078.73	\$ 125,011.27	.....	
						(Net)		

Certified correct,

DOUGLAS W. ROGERS, C.A.

Deputy Provincial Auditor.

GOVERNMENT OF THE PROVINCE OF ALBERTA  
DEPARTMENT OF THE ENVIRONMENTS  
EXPENDITURE CLASSIFIED BY APPROPRIATIONS AND CHARACTER  
FOR THE YEAR ENDED MARCH 31, 1973  
INCOME ACCOUNT

STATEMENT No. 268

Service	Minister's Office 2901	General Administration 2902	Research Division 2910	Information Services Division 2911	Water Resources Division 2920	Pollution Control Division 2930	Inter-Departmental Planning Division 2940	Surface Reclamation Council 2941	Environment Conservation Authority 2945	Environmental Standards and Approvals Division 2950	S.W. 16, 1972-73 Namoos Water Line	Totals
Advertising .....	\$	\$	\$	\$	\$	\$	\$	\$	\$	\$	\$	\$
Automobiles, trucks and mobile equipment, .....	4,414.58											14,706.40
Automobiles, trucks and mobile equipment, .....												47,736.76
Contracts and agreements .....		7,670.35	7,170.96		162.68	15,831.96	3,732.52					19,727.16
Entertainment expenses .....		217.35				373.64	1,536.01					15,214.95
Fees and commissions .....	1,415.00	18,783.52		789.42	18,324.39	189,037.03	107,121.90	1,075.00		57,875.17		1,744.26
Freight, express and carriage .....					3,384.78	3,630.69	121.87	101.25		1,444.70		394,441.43
Furnishings, equipment and supplies .....		74,351.37	559.21	1,765.86	5,848.29	62,414.76	927.09			2,836.15		8,683.29
Grants, prizes .....			210,000.00		18,563.18	1,790.24	47,794.38				25,000.00	74,351.36
Insurance .....												375,708.93
Materials and supplies, administrative .....	629.06	8,040.19		27,369.84	32,475.08	35,659.23	22,182.46	733.81		3,662.97		130,732.64
Materials and supplies, construction .....		644.14				7,604.35	1,492.38					9,740.87
Miscellaneous expenses .....	5.41	1,424.40	15.01	228.87	157.74	590.32	1,492.38	178.88		30.31		811.83
Postage .....	120.00	1,051.77		6,487.85	4,987.06	2,305.23	1,173.94	782.95		501.29		17,573.09
Rentals .....	704.00	1,880.93	1,689.00	4,491.21	40,043.60	12,221.51	34,717.87	809.46		2,850.84		99,408.42
Repairs and maintenance of furniture .....												
Repairs and maintenance of equipment and tools .....					308.40	16,247.04	119.74					16,675.18
Repair and maintenance of office machines .....	203.87	358.33			4,026.79	817.83	977.26			142.13		6,526.21
Salaries .....	31,533.99	209,773.14	2,844.33	51,774.68	965,216.97	565,361.89	57,221.00	128,799.12	89,127.07	108,794.10		2,102,720.20
Special services .....		1,076.42		316.54	36,823.27	5,470.16	2,809.84	3,817.52	235,000.00	1,658.16		233,000.00
Telephone and telegraph travelling expenses of other than public servants .....		687.44	892.05			697.00	2,454.34	14,687.41				19,418.24
Travel expenses of public servants .....	1,092.28	6,822.75	296.74	3,843.15	45,788.15	35,339.61	27,365.98	37,052.58		5,897.92		163,499.16
Tuition .....		195.75			525.13	490.00	460.00					1,670.88
Utilities .....						2,351.38						2,351.38
Wages .....		5,530.14	106.76	700.31	20,574.18	6,603.92	203,310.96	2.22	1,671.57	11,057.08		249,537.14
TOTAL: Income Account .....	\$ 40,906.17	\$ 337,115.99	\$ 223,574.06	\$ 111,857.27	\$ 1,197,219.69	\$ 1,006,019.58	\$ 518,015.56	\$ 188,040.20	\$ 325,798.64	\$ 196,750.82	\$ 25,000.00	\$ 4,170,298.00

## STATEMENT No. 268—Continued

## CAPITAL ACCOUNT

Service	2981 Water Resources Development	2984 Technical Services	2987 Resource Conservation and Utilization	2991 Pollution Control Technical Services	Totals
Advertising .....	\$ 564.16	\$ .....	\$ .....	\$ .....	\$ 564.16
Automobiles, trucks and mobile equipment, purchase .....	431.01	34,103.98	.....	12,900.00	47,003.98
Automobiles, trucks and mobile equipment, expenses .....	59,106.42	159,843.91	.....	.....	160,274.92
Compensation .....	615,021.37	993.36	.....	.....	60,099.78
Contracts and agreements .....	9,000.00	74,043.67	.....	.....	689,065.04
Easements and right of way .....	60,657.57	3,218.10	.....	.....	12,218.10
Fees and commissions .....	3,903.72	56,969.36	.....	165,733.65	283,360.58
Freight, express and cartage .....	178.93	5,264.04	.....	174.97	9,342.73
Furnishings, equipment and tools .....	9,462.00	50,320.85	.....	174,127.08	224,626.86
Grants, prizes .....	.....	339,727.22	.....	40,000.00	389,189.22
Insurance .....	.....	6,733.77	.....	.....	6,733.77
Land .....	.....	.....	580,052.94	.....	580,052.94
Materials and supplies, administrative .....	8,092.63	59,399.47	.....	.....	67,492.10
Materials and supplies, construction .....	45,334.56	34,772.20	.....	.....	80,106.76
Miscellaneous expenses .....	105.39	87.28	.....	.....	192.67
Rentals .....	184,726.29	31,858.71	1,225.00	.....	217,810.00
Repair and maintenance of furnishings, equipment and tools .....	139.41	11,777.33	.....	488.33	12,405.07
Taxes .....	.....	1,422.95	678.66	.....	2,101.61
Telephone and telegraph .....	.....	2,243.03	.....	.....	2,243.03
Travelling expenses of other than public servants .....	1,159.74	167.62	.....	.....	1,327.36
Travelling expenses of public servants .....	38,074.00	270,703.38	.....	.....	308,777.38
Tuition .....	.....	1,044.36	.....	.....	1,044.36
Utilities .....	.....	3,308.78	.....	.....	3,308.78
Wages .....	120,544.02	1,988,193.51	.....	.....	2,108,737.53
<b>TOTAL: Capital Account .....</b>	<b>\$ 1,156,501.22</b>	<b>\$ 3,136,196.88</b>	<b>\$ 581,956.60</b>	<b>\$ 393,424.03</b>	<b>\$ 5,268,078.73</b>

GOVERNMENT OF THE PROVINCE OF ALBERTA  
THE ENVIRONMENT DEPARTMENT  
CASH COLLECTED ON INCOME AND CAPITAL ACCOUNTS  
FOR THE YEAR ENDED MARCH 31, 1973  
INCOME ACCOUNT

	Actual	Estimates	In Excess of Estimates	Less than Estimates
Government of Canada:				
Canada land inventory .....	\$ 62,289.80	\$ 393,400.00	\$ .....	\$ 331,110.20
Pesticide licenses .....	2,910.00	2,500.00	410.00	.....
Pollution control approval fees .....	15,575.00	20,000.00	.....	4,425.00
Water Resources:				
Farm water supply program .....	3,765.50	.....	3,765.50	.....
Miscellaneous .....	9,435.60	1,000.00	8,435.60	.....
Water diversion permits .....	2,189.00	1,500.00	689.00	.....
Water power rentals .....	292,469.83	200,000.00	92,469.83	.....
Water drilling permits .....	518.00	500.00	18.00	.....
Water resources development fund .....	201,349.97	.....	201,349.97	.....
<b>TOTAL: Income Account .....</b>	<b>\$ 590,502.70</b>	<b>\$ 618,900.00</b>	<b>.....</b>	<b>\$ 28,397.30 (Net)</b>

CAPITAL ACCOUNT

Land assembly program .....	\$ .....	\$ 300,000.00	\$ .....	\$ 300,000.00
Water Resources:				
Drainage and irrigation .....	10,990.76	2,000.00	8,990.76	.....
St. Mary and Milk River Development .....	4,883.92	.....	4,883.92	.....
<b>TOTAL: Capital Account .....</b>	<b>\$ 15,874.68</b>	<b>\$ 302,000.00</b>	<b>.....</b>	<b>\$ 286,125.32 (Net)</b>

Certified correct,  
DOUGLAS W. ROGERS, C.A.  
*Deputy Provincial Auditor.*

STATEMENT No. 270

GOVERNMENT OF THE PROVINCE OF ALBERTA  
ENVIRONMENT CONSERVATION AUTHORITY

BALANCE SHEET AS AT MARCH 31, 1973  
(with comparative figures)

## ASSETS

	1973	1972
<b>Current assets:</b>		
Cash on hand and in bank .....	\$ 48,292.18	\$ 2,490.78
Accounts receivable:		
Province of Alberta .....	10,000.00	.....
Other .....	35.30	129.70
	<u>\$ 58,327.48</u>	<u>\$ 2,620.48</u>
<b>Fixed assets:</b>		
Office equipment, at cost .....	\$ 19,138.13	\$ 13,842.31
Less: Accumulated depreciation .....	3,775.97	1,862.16
	<u>\$ 15,362.16</u>	<u>\$ 11,980.15</u>
	<u>\$ 73,689.64</u>	<u>\$ 14,600.63</u>

## LIABILITIES AND SURPLUS

<b>Current liabilities:</b>		
Accounts payable .....	\$ 26,210.85	\$ 1,195.47
Deferred contributions by the Province of Alberta .....	15,213.00	.....
	<u>\$ 41,423.85</u>	<u>\$ 1,195.47</u>
<b>Surplus:</b>		
Capital .....	\$ 15,362.16	\$ 11,980.15
Operating .....	16,903.63	1,425.01
	<u>\$ 32,265.79</u>	<u>\$ 13,405.16</u>
	<u>\$ 73,689.64</u>	<u>\$ 14,600.63</u>

The accompanying notes are part of these financial statements.

## AUDITOR'S REPORT

Edmonton, Alberta, May 14, 1973

I have examined the Balance Sheet of the Environment Conservation Authority as at March 31, 1973, and the Statement of Capital Surplus and Statement of Operations and Operating Surplus for the year then ended. My examination included a general review of the accounting procedures and such tests of accounting records and other supporting evidence as I considered necessary in the circumstances.

In my opinion these financial statements present fairly the financial position of the Authority as at March 31, 1973, and the results of its operations for the year then ended, in accordance with generally accepted accounting principles applied on a basis consistent with that of the preceding year.

DOUGLAS W. ROGERS, C.A.  
Deputy Provincial Auditor.

STATEMENT No. 271

GOVERNMENT OF THE PROVINCE OF ALBERTA  
 ENVIRONMENT CONSERVATION AUTHORITY  
 STATEMENT OF CAPITAL SURPLUS  
 FOR THE YEAR ENDED MARCH 31, 1973  
 (with comparative figures)

	1973	1972
Balance at beginning of year .....	\$ 11,980.15	\$ 4,301.39
Add: Office equipment purchased from operations .....	5,295.82	9,062.99
	<u>\$ 17,275.97</u>	<u>\$ 13,364.38</u>
Less: Depreciation for the year .....	1,913.81	1,384.23
Balance at end of year .....	<u>\$ 15,362.16</u>	<u>\$ 11,980.15</u>

STATEMENT No. 272

GOVERNMENT OF THE PROVINCE OF ALBERTA  
 ENVIRONMENT CONSERVATION AUTHORITY  
 STATEMENT OF OPERATIONS AND OPERATING SURPLUS  
 FOR THE YEAR ENDED MARCH 31, 1973  
 (with comparative figures)

	1973	1972
Revenue:		
Contributions by the Province of Alberta .....	\$ 310,585.64	\$ 261,843.26
Occupancy contribution by the Province of Alberta .....	17,988.25	23,564.76
Miscellaneous .....	537.28	280.61
	<u>\$ 329,111.17</u>	<u>\$ 285,688.63</u>
Expenditure:		
Salaries .....	\$ 89,127.07	\$ 106,969.12
Fees and commissions .....	69,258.27	63,749.70
Printing .....	37,775.78	15,979.80
Wages .....	27,007.55	15,156.74
Travelling .....	20,608.92	21,015.14
Occupancy .....	17,988.25	23,564.76
Advertising .....	17,214.28	5,393.26
Equipment rental .....	13,386.65	3,522.09
Materials and supplies .....	6,306.47	5,305.19
Equipment purchases .....	5,295.82	9,062.99
Stationery, office supplies and postage .....	3,446.54	4,667.81
Telephone .....	2,763.28	2,714.16
Library .....	2,522.01	6,818.35
Canada Pension Plan .....	315.56	129.26
Unemployment insurance .....	263.17	135.25
Miscellaneous .....	352.93	80.00
	<u>\$ 313,632.55</u>	<u>\$ 284,263.62</u>
Excess of revenue over expenditure .....	\$ 15,478.62	\$ 1,425.01
Add: Operating surplus at beginning of year .....	1,425.01	
Operating surplus at end of year .....	<u>\$ 16,903.63</u>	<u>\$ 1,425.01</u>



GOVERNMENT OF THE PROVINCE OF ALBERTA  
ENVIRONMENT CONSERVATION AUTHORITY  
NOTES TO THE FINANCIAL STATEMENTS

MARCH 31, 1973

- NOTE 1 The Environment Conservation Authority was established under the authority of The Environment Conservation Act, Chapter 125, R.S.A. 1970.
- NOTE 2 For comparative purposes the 1972 figures have been restated where necessary to conform to 1973 presentation.

GOVERNMENT OF THE PROVINCE OF ALBERTA  
ADVANCED EDUCATION DEPARTMENT  
STATEMENT OF LEGISLATIVE AND EXECUTIVE APPROPRIATIONS, EXPENDITURES AND UNEXPENDED BALANCES  
FOR THE YEAR ENDED MARCH 31, 1973

Payments for the year ended March 31, 1973	No. of Appn.	Service	APPROPRIATIONS					Over- expended	Remarks
			Legislative	Executive	Total	Expended	Unexpended		
			INCOME ACCOUNT						
\$			\$	\$	\$	\$	\$	\$	
37,452.67	3001.	Minister's Office	41,560.00		41,560.00	36,502.55	5,057.45		
177,147.21	3002.	General Administration	206,760.00		206,760.00	179,189.16	28,776.84		
60,566.42	3003.	Minister's Committees	160,000.00		160,000.00	61,188.41	98,810.58		S.W. 55/72-73
92,120,000.00	3004.	Universities	92,120,000.00	1,020,000.00	92,120,000.00	92,120,000.00			
4,380,000.00	3005.	Universities Commission	4,380,000.00		4,380,000.00	4,380,000.00			
11,035,917.50	3006.	Colleges	11,000,000.00		11,000,000.00	11,000,000.00			
1,347,690.88	3007.	Colleges Commission	315,710.00		315,710.00	315,710.00			
1,994,280.00	3008.	Students Finance	1,994,280.00		1,994,280.00	1,511,582.50	482,697.50		
49,693.26	3009.	Education of Servicemen's Children	65,900.00		65,900.00	49,693.26	16,206.74		
1,278,187.64	3010.	Students Loan Interest	1,334,600.00		1,334,600.00	1,389,912.05		55,312.05	O/C 153/73
10,000.00	3012.	Miscellaneous Grants	10,000.00		10,000.00	10,000.00			
50,716.34	3014.	Agricultural and Vocational Colleges Administration	61,480.00		61,480.00	51,325.83	10,154.17		
1,229,910.48	3015.	Olds College	1,273,690.00		1,273,690.00	1,224,057.50	49,632.50		
840,561.76	3016.	Vermilion College	870,410.00		870,410.00	828,100.85	42,309.15		
518,431.99	3017.	Fairview College	570,110.00		570,110.00	511,642.83	9,487.17		
665,289.50	3020.	Private Colleges	547,280.00	200,000.00	747,280.00	665,289.50	81,990.50		S.W. 56/72-73
40,521.58	3025.	Continuing Education	33,860.00		33,860.00	41,349.15		7,489.15	O/C 1602/72
8,940,166.82	3055.	Southern Alberta Institute of Technology	9,380,640.00		9,380,640.00	8,990,383.74	390,256.26		
9,605,417.64	3056.	Northern Alberta Institute of Technology	9,850,800.00		9,850,800.00	9,586,468.65	264,331.35		
	3057.	S.A.I.T.—Second Occupational Training	50,000.00		50,000.00		50,000.00		
8.55	3058.	N.A.I.T.—Second Occupational Training	50,000.00		50,000.00		50,000.00		
475,461.77	3062.	General Administration— Vocational Training	572,430.00		572,430.00	476,981.05	95,448.95		
1,668,174.69	3063.	Other Vocational Training	2,107,310.00		2,107,310.00	1,697,009.41	410,300.59		
132,167.06	3064.	Alberta Petroleum Industry Training Centre	140,280.00		140,280.00	132,521.44	7,758.56		
1,167,679.75	3065.	Alberta Vocational Centre, Edmonton	1,501,110.00		1,501,110.00	1,151,726.24	349,383.76		
830,501.20	3067.	Alberta Vocational Centre, Calgary	1,027,610.00		1,027,610.00	842,154.72	185,455.28		
1,474,954.69	3069.	Alberta Vocational Centre, Fort McMurray	1,844,630.00		1,844,630.00	1,564,841.48	279,788.52		
1,191,871.80	3070.	Vocational Rehabilitation	1,189,460.00		1,189,460.00	1,180,052.32	9,407.68		
21,285.53	3073.	Overseas Project	234,390.00		234,390.00	22,119.42	212,270.58		
577,295.31	3074.	Alberta Vocational Centre, Grouard	740,090.00		740,090.00	602,309.60	137,780.40		
253,230.81	3075.	Satellite Centres	412,220.00		412,220.00	268,885.19	143,334.81		
\$ 140,604,112.85	TOTAL:	Income Account	\$143,017,630.00	\$ 1,220,000.00	\$144,237,630.00	\$140,891,791.86	\$ 3,345,838.14		(Net)

CAPITAL ACCOUNT			
\$ 32,582,000.00	3082. Grants to Universities .....	\$ 32,882,000.00	\$ 32,582,000.00
\$ 7,300,000.00	3083. Grants to Colleges .....	7,300,000.00	7,300,000.00
\$ 1,075,814.00	3084. Matching Grants .....	1,075,814.00	1,424,186.00
\$ 40,957,814.00	TOTAL: Capital Account .....	\$ 42,682,000.00	\$ 40,957,814.00
			\$ 1,724,186.00

Certified correct,

DOUGLAS W. ROGERS, C.A.  
Deputy Provincial Auditor.

GOVERNMENT OF THE PROVINCE OF ALBERTA  
DEPARTMENT OF ADVANCED EDUCATION  
EXPENDITURE CLASSIFIED BY APPROPRIATIONS AND CHARACTER  
FOR THE YEAR ENDED MARCH 31, 1973  
INCOME ACCOUNT

Service	3001 Minister's Office	3002 General Administration	3003 Minister's Committees	3004 Universities	3005 Universities Commission	3006 Colleges	3007 Colleges Commission	3008 Students' Finance	3009 Education of Servicemen's Children	3010 Students' Loans Interest	3012 Miscellaneous Grants	3014 Agricultural and Vocational Colleges Administration	3015 Olds College	3016 Vermilion College	3017 Fairview College	3020 Private Colleges	3025 Continuing Education	3055 Southern Alberta Institute of Technology	3056 Northern Alberta Institute of Technology	3062 General Administration— Vocational Training	3063 Other Vocational Training	3064 Alberta Petroleum Industry Training Centre	3065 Alberta Vocational Centre, Edmonton	3067 Alberta Vocational Centre, Calgary
Accounting	\$	\$ 1,952.70	\$	\$	\$	\$	\$	\$ 1,870.50	\$	\$	\$	\$	\$ 3,051.19	\$ 3,865.23	\$ 3,824.82	\$	\$ 300.00	\$ 50,065.40	\$ 34,898.58	\$	\$ 2,426.23	\$	\$	\$ 280.00
Amusement, trucks and mobile equipment, purchase													5,451.40	1,864.50							233.49			
Amusement, trucks and mobile equipment, expenses																								
Capital and expenditures			11,538.52										17,554.99	9,123.77	5,327.84			62,937.71	41,597.75	826.35	19,323.97	2,505.33		
Communication expenses	263.94	348.23	294.96					107.02						360.50				100.05	2,405.02	7,039.93	1,259.21	722.75	9,570.13	
Costs and maintenance			34,495.30					38,314.63				481.25	236,501.42	2,691.87	1,058.15		356.22	136,583.78	43,384.58	7,595.28	174,142.48	18,110.83	35,257.55	7,360.57
Freight, express and cartage								251.50					3,534.50	1,088.88	1,266.53			10,818.00	4,769.89	1,503.47	2,709.51	220.00	545.85	1,144.96
Furniture, equipment and tools	452.98	1,172.02						1,393.93					6,921.62	2,173.85	3,220.33		284.26	4,846.89	8,134.26	2,665.36	225.04	563.27	1,498.91	
Grant, price			8,500.00	92,120,000.00	205,000.00	11,000,000.00	270,000.00	1,095,685.80	48,950.50		10,000.00		498.00	218.00		665,289.50			1,680.00	1,500.00	240,463.34			
Implementation of guarantees										461,225.35														
Interest										461,225.35														
Interest, for bearing animals, poultry, swine and fish					4,175,000.00		45,710.00			928,686.70								347.61	2,832.51					
Maintenance in homes and schools													855.00		1,655.00				517.79		685,995.26	996.00	256,376.95	59,723.85
Materials and supplies, administrative	604.92	10,466.83	1,008.98					28,414.53	144.59			1,061.14	84,341.13	96,483.66	60,731.04		496.40	432,800.64	713,541.77	8,965.50	47,137.79	7,908.32	57,531.86	62,738.52
Materials and supplies, construction													11,021.52	6,648.93	5,444.24			149,893.04	210,891.33	4,252.70	1,648.17	419.55	501.97	
Maintenance expenses	330.59	16.03	50.59					4.80	98.17			118.12	18.70	107.11	88.88			60.00	1,124.87	279.04	348.33	60.30	271.32	129.60
Postage		276.89	145.77					13,442.72	500.00			315.31	3,000.00	2,234.86	850.00		453.96	30,700.00	17,903.48	3,658.12	554.29	300.00	1,000.00	875.00
Travelling		637.91						7,589.46					5,513.76	4,267.88	2,029.91			170,014.36	231,244.30	16,260.40	34,725.36	648.40	6,274.16	11,061.40
Lease and maintenance of equipment, equipment and tools													4,725.99	4,162.84	2,077.33			95,067.20	81,215.71		30,079.10	2,989.03	4,777.54	6,704.84
Lease and maintenance of auto vehicles													1,142.32	299.29	1,346.32			17,351.67	15,621.48	933.49		167.37	1,797.39	1,697.48
Salaries	31,055.99	162,243.40						287,092.17				43,258.15	741,481.63	585,250.52	329,406.49		32,488.78	7,168,104.38	7,461,648.61	351,011.86		74,136.75	628,813.80	561,603.93
Telephone and telegraph	2,719.84	394.94	254.03					3,431.72				567.01	4,430.28	3,640.33	3,843.84		845.49	14,875.13	8,741.77	12,600.44	2,877.78	166.86	2,705.67	1,888.05
Printing expenses of other than public servants															244.00			425.60						
Printing expenses of other than public servants	1,074.29		1,236.12					1,848.61				2,333.38	340.40	122.90				2,465.51	190.50	484.87	22,980.67			
Printing expenses of public servants		2,123.26	1,926.06					3,583.98				3,191.47	7,285.94	11,652.64	6,156.61		5,622.25	41,686.85	32,705.55	40,988.49	5,604.58	1,510.45	2,019.48	4,400.08
Other																		5,292.12	74,484.20		337,574.20			
Travelling																								
Taxes		33.52	1,739.09					25,376.18					85,027.71	91,576.34	82,917.00		185.01	593,642.83	591,931.34	26,449.17	81,626.23	11,020.23	152,436.21	122,044.47
TOTAL Income Account	\$ 36,502.55	\$ 179,983.16	\$ 61,189.42	\$92,120,000.00	\$ 4,380,000.00	\$11,000,000.00	\$ 315,710.00	\$ 1,511,582.50	\$ 49,693.26	\$ 1,389,912.05	\$ 10,000.00	\$ 51,325.83	\$ 1,224,057.50	\$ 828,100.85	\$ 511,642.83	\$ 665,289.50	\$ 41,349.15	\$ 8,990,383.74	\$ 9,586,468.65	\$ 476,981.05	\$ 1,697,009.41	\$ 132,521.44	\$ 1,151,726.24	\$ 842,154.72

CAPITAL ACCOUNT

Service	3082 Grants to Universities	3083 Grants to Colleges	3084 Matching Grants	Totals
Grants	\$32,582,000.00	\$ 7,300,000.00	\$ 1,075,814.00	\$40,957,814.00
TOTAL: Capital Account	\$32,582,000.00	\$ 7,300,000.00	\$ 1,075,814.00	\$40,957,814.00

## STATEMENT No. 274

3065 Alberta Vocational Centre, Edmonton	3067 Alberta Vocational Centre, Calgary	3069 Alberta Vocational Centre, Fort McMurray	3070 Vocational Rehabilitation	3073 Overseas Project	3074 Alberta Vocational Centre, Grouard	3075 Satellite Centres	Totals
\$ .....	\$ 280.00	\$ 3,372.38	\$ .....	\$ .....	\$ 547.00	\$ 225.10	\$ 106,679.13
.....	.....	451.21	.....	.....	146.67	114.35	8,261.62
.....	.....	357,231.12	.....	.....	19,770.79	12,784.65	548,984.27
.....	.....	3,690.59	.....	.....	.....	4,525.75	38,707.38
35,257.55	7,360.57	1,328.35	70,068.73	3,795.60	2,377.00	6,923.62	820,827.21
545.85	1,144.96	9,482.69	.....	.....	4,220.99	1,504.61	43,061.38
1,498.91	.....	3,268.94	.....	519.21	1,040.23	.....	38,381.10
.....	.....	358.46	1,850.48	.....	.....	.....	105,669,994.08
.....	.....	.....	.....	.....	.....	.....	461,225.35
.....	.....	.....	.....	.....	.....	.....	3,180.12
.....	.....	.....	.....	.....	.....	.....	5,149,396.70
.....	.....	.....	.....	.....	.....	.....	3,037.79
256,376.95	59,723.85	185,388.27	601,479.35	.....	.....	.....	1,789,959.68
57,531.86	62,738.52	136,156.60	19,404.90	264.20	103,660.41	16,150.78	1,890,614.51
419.55	501.97	40,574.77	170.04	.....	1,476.56	3,133.86	436,076.68
271.32	129.60	927.45	104.37	142.32	80.38	125.00	4,485.97
1,000.00	875.00	2,084.85	.....	.....	1,101.15	670.04	80,066.44
6,274.16	11,061.40	30,336.61	682.80	.....	13,810.66	24,888.40	559,985.77
.....	.....	.....	.....	.....	.....	.....	.....
4,777.54	6,704.84	9,248.29	.....	.....	3,947.44	1,256.16	246,251.47
.....	.....	.....	.....	.....	.....	.....	.....
1,797.39	1,697.48	1,057.84	.....	.....	248.88	.....	45,372.64
628,813.80	561,603.93	709,187.30	.....	10,791.62	193,996.64	22,382.51	19,393,954.53
2,705.67	1,868.05	17,093.33	.....	217.99	10,049.44	4,298.95	95,644.89
.....	.....	6,323.50	3,941.93	.....	.....	479.00	14,562.09
.....	.....	.....	.....	.....	.....	.....	.....
2,019.48	4,460.08	8,413.33	.....	272.00	316.40	3,860.00	37,525.65
.....	.....	167.00	482,349.72	391.93	6,330.14	12,577.28	198,171.37
.....	.....	6,622.95	.....	.....	.....	1,086.27	902,124.96
152,436.21	122,044.47	32,073.65	.....	5,724.55	239,188.82	2,606.11	9,454.76
.....	.....	.....	.....	.....	.....	149,292.75	2,292,285.10
\$ 1,151,726.24	\$ 842,154.72	\$ 1,564,841.48	\$ 1,180,052.32	\$ 22,119.42	\$ 602,309.60	\$ 268,885.19	\$140,891,791.86







STATEMENT No. 275

GOVERNMENT OF THE PROVINCE OF ALBERTA  
ADVANCED EDUCATION DEPARTMENT  
CASH COLLECTED ON INCOME ACCOUNT  
FOR THE YEAR ENDED MARCH 31, 1973

	Actual	Estimates	In Excess of Estimates	Less than Estimates
Agricultural and Vocational College, Fairview:				
Farm .....	\$ 30,931.49	\$ .....	\$ 30,931.49	\$ .....
Room and board .....	61,961.83	73,000.00	.....	11,038.17
Sale of books .....	.....	5,400.00	.....	5,400.00
Sale of material .....	3,368.01	12,000.00	.....	8,631.99
Tuition fees .....	10,507.61	10,000.00	507.61	.....
Miscellaneous .....	5,399.45	1,400.00	3,999.45	.....
Agricultural and Vocational College, Olds:				
Farm .....	70,260.48	.....	70,260.48	.....
Room and board .....	331,151.83	264,000.00	67,151.83	.....
Sale of books .....	17,901.28	13,355.00	4,546.28	.....
Tuition fees .....	58,050.21	43,925.00	14,125.21	.....
Miscellaneous .....	30,597.34	2,500.00	28,097.34	.....
Agricultural and Vocational College, Vermilion:				
Farm .....	11,724.69	.....	11,724.69	.....
Room and board .....	103,274.42	107,000.00	.....	3,725.58
Sale of books .....	4,841.20	6,500.00	.....	1,658.80
Tuition fees .....	32,625.65	21,100.00	11,525.65	.....
Miscellaneous .....	2,619.00	2,300.00	319.00	.....
Alberta Vocational Centre, Calgary, tuition fees .....	10,528.25	1,000.00	9,528.25	.....
Alberta Vocational Centre, Edmonton, tuition fees .....	42,154.89	1,000.00	41,154.89	.....
Alberta Vocational Centre, Fort McMurray:				
Cafeteria .....	7,005.25	9,500.00	.....	2,494.75
House rentals .....	5,881.15	.....	5,881.15	.....
Room and board .....	83,476.05	101,700.00	.....	18,223.95
Sale of material .....	2,068.20	1,000.00	1,068.20	.....
Tuition fees .....	10,700.20	10,800.00	.....	99.80
Miscellaneous .....	12,117.08	.....	12,117.08	.....
Alberta Vocational Centre, Grand Cache:				
Room and board .....	.....	1,000.00	.....	1,000.00
Alberta Vocational Centre, Grouard:				
Cafeteria .....	13,592.95	10,950.00	2,642.95	.....
Room and board .....	36,253.08	145,000.00	.....	108,746.92
Tuition fees .....	19,590.00	109,550.00	.....	89,960.00
Alberta Vocational Centre, Lac La Biche:				
Tuition fees .....	1,963.00	.....	1,963.00	.....
Sale of material .....	215.33	.....	215.33	.....
Miscellaneous .....	255.25	.....	255.25	.....
Alberta Vocational Centre, Slave Lake:				
Tuition fees .....	21,033.00	.....	21,033.00	.....
Alberta petroleum industry training centre, fees .....	35,710.00	1,000.00	34,710.00	.....
Cafeteria, Northern Alberta Institute of Technology .....	521,024.50	400,000.00	121,024.50	.....
General administration, miscellaneous .....	664.91	.....	664.91	.....
Government of Canada:				
Canada international development, miscellaneous .....	12,440.26	.....	12,440.26	.....
Certificates of eligibility .....	58,894.75	65,000.00	.....	6,105.25
Overseas project .....	22,927.15	235,890.00	.....	212,962.85
Post-secondary education .....	53,744,996.00	55,950,000.00	.....	2,205,004.00
Research agreement:				
Southern Alberta Institute of Technology .....	9,995.51	.....	9,995.51	.....
Treasury .....	275.39	.....	275.39	.....
Training of manpower .....	12,207,279.62	8,120,000.00	4,087,279.62	.....
Vocational rehabilitation of disabled persons .....	557,801.29	594,730.00	.....	36,928.71
Vocational training, research .....	9,515.26	.....	9,515.26	.....
Vocational training, Treasury Department .....	3,894.73	.....	3,894.73	.....
Miscellaneous .....	112.00	2,000.00	.....	1,888.00
Miscellaneous vocational training .....	2,915.51	.....	2,915.51	.....
Reimbursement of salaries .....	2,046.89	.....	2,046.89	.....
Repayment of grants .....	.....	3,000.00	.....	3,000.00

(Continued on Page 428)

## STATEMENT No. 275—Continued

Sale of materials:				
Northern Alberta Institute of Technology .....	125,986.65	65,000.00	60,986.65	.....
Southern Alberta Institute of Technology .....	98,335.57	73,000.00	25,335.57	.....
Small business course fees .....	4,534.50	2,000.00	2,534.50	.....
Southern Alberta Institute of Technology, miscellaneous .....	2,001.01	.....	2,001.01	.....
Teacher education and student aid .....	21,947.39	.....	21,947.39	.....
Technical School fees:				
Northern Alberta Institute of Technology .....	477,951.77	525,500.00	.....	47,548.23
Southern Alberta Institute of Technology .....	486,789.00	383,500.00	103,289.00	.....
Training in industry course fees .....	1,650.00	1,000.00	650.00	.....
Tuition fees:				
Agricultural rehabilitation and development students .....	30.00	20,000.00	.....	19,970.00
Disabled students .....	327,514.88	100,000.00	227,514.88	.....
Human resources development authority students .....	70,608.00	30,000.00	40,608.00	.....
Miscellaneous .....	.....	1,000.00	.....	1,000.00
TOTAL: Income Account .....	\$69,849,890.71	\$67,526,600.00	\$2,323,290.71	.....
			(Net)	.....

Certified correct,

DOUGLAS W. ROGERS, C.A.

Deputy Provincial Auditor.



GOVERNMENT OF THE PROVINCE OF ALBERTA  
THE ALBERTA UNIVERSITIES COMMISSION  
BALANCE SHEET AS AT MARCH 31, 1973  
(with comparative figures)

ASSETS

	1973	1972
General Account:		
Cash on hand and in bank .....	\$ 232,637.58	\$ 24,089.04
Short term deposits, including accrued interest .....		286,772.67
Canada Savings bonds, including accrued interest .....	35,977.36	35,835.79
Accounts receivable .....	127.19	32.78
Due from Province of Alberta:		
Accrued debt charges .....	1,080,547.93	1,086,543.71
Other (Note 2) .....	40,236,720.95	41,457,934.27
Furnishings and equipment, at nominal value .....	1.00	1.00
	<u>\$ 41,586,012.01</u>	<u>\$ 42,891,209.26</u>
Trust Account:		
Cash in bank and trust company .....	\$ 57,440.79	\$ 13,320.36
Investments, at cost:		
(approximate market value: 1973 \$1,359,000.00; 1972 \$1,835,000.00)		
Term deposits .....	126,000.00	994,900.00
Government of Canada bonds .....	50,000.00	50,000.00
Corporation debentures .....	310,625.00	236,000.00
Corporation shares .....	513,489.08	373,175.66
Mortgages .....	308,896.72	152,978.03
	<u>\$ 1,366,451.59</u>	<u>\$ 1,820,374.05</u>
	<u>\$ 42,952,463.60</u>	<u>\$ 44,711,583.31</u>

LIABILITIES

	1973	1972
General Account:		
Accounts payable .....	\$ 15,279.11	\$ 45,983.02
Accrued interest on long term debt .....	1,080,547.93	1,086,543.71
Long term debt, less sinking fund (Note 3) .....	40,236,720.95	41,457,934.27
Reserve for special studies (Note 4) .....	229,866.35	256,734.48
Surplus .....	23,597.67	44,013.78
	<u>\$ 41,586,012.01</u>	<u>\$ 42,891,209.26</u>
Trust Account:		
Escheated estates, Statement No. 278		
Capital .....	\$ 1,335,053.94	\$ 1,271,166.33
Income .....	31,397.65	12,240.44
	<u>\$ 1,366,451.59</u>	<u>\$ 1,283,406.77</u>
Universities capital grants .....		532,944.56
Private donation .....		4,022.72
	<u>\$ 1,366,451.59</u>	<u>\$ 1,820,374.05</u>
	<u>\$ 42,952,463.60</u>	<u>\$ 44,711,583.31</u>

The accompanying notes are part of these financial statements.

STATEMENT No. 276—*Continued*

## AUDITOR'S REPORT

Edmonton, Alberta, June 20, 1973

I have examined the Balance Sheet of The Alberta Universities Commission as at March 31, 1973 and the Statements of Revenue, Expenditure and Surplus and Trust Fund Operations for the year then ended. My examination included a general review of the accounting procedures and such tests of accounting records and other supporting evidence as I considered necessary in the circumstances.

In my opinion these financial statements present fairly the financial position of the Commission as at March 31, 1973 and the results of its operations for the year then ended, in accordance with generally accepted accounting principles applied on a basis consistent with that of the preceding year.

DOUGLAS W. ROGERS, C.A.

*Deputy Provincial Auditor.*

GOVERNMENT OF THE PROVINCE OF ALBERTA  
THE ALBERTA UNIVERSITIES COMMISSION  
STATEMENT OF REVENUE, EXPENDITURE AND SURPLUS  
FOR THE YEAR ENDED MARCH 31, 1973  
(with comparative figures)

REVENUE

	1973	1972
Contributions from the Province of Alberta:		
Debt charges .....	\$ 3,307,772.08	\$ 3,319,763.64
General, net .....	205,000.00	206,270.00
Interest .....	17,560.14	14,475.37
Office of professional examinations, net .....	15,032.79	6,342.14
	\$ 3,545,365.01	\$ 3,546,851.15

EXPENDITURE

Debt charges, including amortization of discount .....	\$ 3,307,772.08	\$ 3,319,763.64
Salaries .....	141,903.52	128,615.56
Universities Co-ordinating Council .....	55,754.75	49,988.12
Advisor to schools of nursing .....	24,419.75	22,901.30
Rental and operation of leased premises .....	11,331.66	10,853.80
Travelling .....	5,730.69	10,808.48
Pension plan contributions .....	6,084.66	5,731.85
Office machine rentals and maintenance .....	2,801.06	3,560.87
Telephone and telegraph .....	2,232.25	2,643.01
Legal fees .....	2,017.45	3,097.65
Printing, stationery and office supplies .....	1,450.48	1,922.77
Advertising .....	1,159.20	
Subscriptions and publications .....	723.77	581.53
Entertainment .....	628.08	482.15
Parking stall rentals .....	448.00	450.50
Postage .....	423.32	286.33
Staff medical insurance .....	299.04	362.31
Equipment purchases .....	133.54	
Miscellaneous .....	467.82	293.58
	\$ 3,565,781.12	\$ 3,562,343.45
Excess of expenditure over revenue .....	\$ (20,416.11)	\$ (15,492.30)
Surplus at beginning of year .....	44,013.78	59,506.08
Surplus at end of year .....	\$ 23,597.67	\$ 44,013.78



## GOVERNMENT OF THE PROVINCE OF ALBERTA

THE ALBERTA UNIVERSITIES COMMISSION  
STATEMENT OF TRUST FUND OPERATIONS

FOR THE YEAR ENDED MARCH 31, 1973

(with comparative figures)

	Escheated Estates Capital	Income	Universities Operating Grants	Universities Capital Grants	Universities Matching Capital Grants	Private Donation	1973 Total	1972 Total
Balance at beginning of year	\$1,271,166.33	\$12,240.44	\$	\$ 532,944.56	\$	\$ 4,022.72	\$ 1,820,374.05	\$ 4,992,299.65
Previous years' adjustment								15,498.30
Revised balance at beginning of year	\$1,271,166.33	\$12,240.44	\$	\$ 532,944.56	\$	\$ 4,022.72	\$ 1,820,374.05	\$ 4,976,801.35
Receipts:								
Contributions from the Province of Alberta	\$		\$92,096,785.52	\$32,582,000.00	\$1,075,814.00	\$	\$125,754,599.52	\$129,899,423.15
Estates acquired	62,464.76						62,464.76	99,532.70
Interest and dividends	89,727.03			26,475.56		232.05	116,434.64	74,579.98
Gain on sale of investments	5,843.94						5,843.94	(52,991.81)
Miscellaneous		873.65					873.65	503.40
	\$ 68,308.70	\$90,600.68	\$92,096,785.52	\$32,608,475.56	\$1,075,814.00	\$ 232.05	\$125,940,216.51	\$130,021,047.42
Payments:								
The University of Alberta	\$	\$43,967.13	\$57,161,785.52	\$17,851,120.00	\$	\$	\$ 75,056,872.65	\$ 75,054,600.91
The University of Calgary		21,808.84	29,006,000.00	12,615,700.00	1,075,814.00	4,254.77	42,723,577.61	47,639,274.27
The University of Lethbridge		2,714.47	4,705,000.00	2,045,600.12			6,753,314.59	9,754,465.81
Athabasca University			400,000.00	231,000.00			631,000.00	467,000.00
Banff School of Fine Arts			824,000.00	398,000.00			1,222,000.00	258,000.00
	\$	\$68,490.44	\$92,096,785.52	\$33,141,420.12	\$1,075,814.00	\$ 4,254.77	\$126,386,764.85	\$133,173,340.99
Investment management fee	4,421.09						4,421.09	4,133.73
Mortgage acquisition fee		2,953.03					2,953.03	
	\$ 4,421.09	\$71,443.47	\$92,096,785.52	\$33,141,420.12	\$1,075,814.00	\$ 4,254.77	\$126,394,138.97	\$133,177,474.72
Balance at end of year	\$1,335,053.94	\$31,397.65	\$	\$	\$	\$	\$ 1,366,451.59	\$ 1,820,374.05

GOVERNMENT OF THE PROVINCE OF ALBERTA  
THE ALBERTA UNIVERSITIES COMMISSION  
NOTES TO THE FINANCIAL STATEMENTS  
MARCH 31, 1973

## NOTE 1 Authority

The Alberta Universities Commission was established under the authority of The Universities Act, Chapter 378, R.S.A. 1970.

## NOTE 2 Due from Province of Alberta—Other

Net proceeds of debenture issues were transferred to Province of Alberta as reimbursement, in part, of universities' capital costs. Redemption will be effected by means of a sinking fund established by contributions from the Province. Details are shown hereunder:

Net proceeds of issues .....	\$ 44,318,750.00
Debenture discount .....	681,250.00
	<u>\$ 45,000,000.00</u>
Less: Sinking fund contributions by Province and earnings thereon .....	4,763,279.05
	<u>\$ 40,236,720.95</u>

## NOTE 3 Long Term Debt

	1973	1972
7% debentures, maturing December 1, 1992 .....	\$ 20,000,000.00	\$ 20,000,000.00
7½% debentures, maturing December 2, 1975 .....	12,500,000.00	12,500,000.00
7½% debentures, maturing December 2, 1988 .....	12,500,000.00	12,500,000.00
	<u>\$ 45,000,000.00</u>	<u>\$ 45,000,000.00</u>
Less: Sinking fund:		
Balance at beginning of year .....	\$ 3,542,065.73	\$ 2,408,824.70
Add current transfer .....	1,221,213.32	1,133,241.03
*Balance at end of year .....	<u>\$ 4,763,279.05</u>	<u>\$ 3,542,065.73</u>
	<u>\$ 40,236,720.95</u>	<u>\$ 41,457,934.27</u>

\*Sinking fund assets which are held by the Province of Alberta consist of:

	1973	1972
Cash in bank .....	\$ 1,107.47	\$ 1,113.07
Accrued interest on investments .....	120,161.46	90,156.12
Investment in debentures, at amortized cost:		
Alberta Universities Commission .....	4,640,285.67	3,449,102.57
Alberta Municipal Financing Corporation .....	1,724.45	1,693.97
	<u>\$ 4,763,279.05</u>	<u>\$ 3,542,065.73</u>

The long term debt is subject to prior redemption and is guaranteed as to principal and interest by the Province of Alberta.

## NOTE 4 Reserve for Special Studies

	1973	1972
Balance at beginning of year	\$ 256,734.48	\$ 169,896.17
Add: Portion of Administration grant		160,000.00
	<u>\$ 256,734.48</u>	<u>\$ 329,896.17</u>
Less: Payments made in respect of the following committees:		
Computer development	\$ 14,747.03	\$ 9,448.62
Building specifications	4,647.39	4,433.18
Enrollment project	4,144.97	
Space needs	1,999.35	729.44
Academic master plan	1,095.95	14,504.65
Laboratory animal facilities	233.44	
Medical education		23,689.68
University cost study		17,500.00
Admissions from colleges		2,144.75
Common information needs and systems		659.17
Library rationalization		52.20
	<u>\$ 26,868.13</u>	<u>\$ 73,161.69</u>
Balance at end of year	<u>\$ 229,866.35</u>	<u>\$ 256,734.48</u>

## NOTE 5 Subsequent Event

The Alberta Universities Commission was dissolved pursuant to The Universities Amendment Act, 1973, Chapter 58, Statutes of Alberta, 1973. The Act was proclaimed in force May 15, 1973 by Order-in-Council 742/73.

## GOVERNMENT OF THE PROVINCE OF ALBERTA

## ALBERTA COLLEGES COMMISSION

## BALANCE SHEET

AS AT MARCH 31, 1973

(with comparative figures)

## ASSETS

	1973	1972
General Account:		
Cash on hand and in bank .....	\$ 342,833.87	\$ 1,679,196.90
Accounts receivable .....	245.03	110,116.59
Prepaid expenses .....		3,796.44
Furnishings and equipment, at nominal value .....	1.00	1.00
	<u>\$ 343,079.90</u>	<u>\$ 1,793,110.93</u>
Trust Account:		
Due from general account .....	\$ 270,278.09	\$ 1,694,029.43
	<u>\$ 613,357.99</u>	<u>\$ 3,487,140.36</u>

## LIABILITIES

General Account:		
Accounts payable .....	\$	\$ 5,003.99
Due to trust account .....	270,278.09	1,694,029.43
Reserve for Master Planning Project (Note 2) .....	22,937.31	65,600.92
Surplus, Statement No. 280 .....	49,864.50	28,476.59
	<u>\$ 343,079.90</u>	<u>\$ 1,793,110.93</u>
Trust Account:		
Colleges operating grants, Statement No. 281 .....	\$ (117,403.25)	\$ 337,174.98
Colleges capital grant, Statement No. 281 .....	387,681.34	1,356,854.45
	<u>\$ 270,278.09</u>	<u>\$ 1,694,029.43</u>
	<u>\$ 613,357.99</u>	<u>\$ 3,487,140.36</u>

The accompanying note is part of these financial statements.

## AUDITOR'S REPORT

Edmonton, Alberta, August 27, 1973

I have examined the Balance Sheet of the Alberta Colleges Commission as at March 31, 1973 and the Statements of Revenue, Expenditure and Surplus and Trust Fund Operations for the year then ended. My examination included a general review of the accounting procedures and such tests of accounting records and other supporting evidence as I considered necessary in the circumstances.

In my opinion these financial statements present fairly the financial position of the Commission as at March 31, 1973 and the results of its operations for the year then ended, in accordance with generally accepted accounting principles applied on a basis consistent with that of the preceding year.

DOUGLAS W. ROGERS, C.A.

Deputy Provincial Auditor.

STATEMENT No. 280

## GOVERNMENT OF THE PROVINCE OF ALBERTA

## ALBERTA COLLEGES COMMISSION

## STATEMENT OF REVENUE, EXPENDITURE AND SURPLUS

FOR THE YEAR ENDED MARCH 31, 1973

(with comparative figures)

## REVENUE

	1973	1972
Contribution from the Province of Alberta .....	\$ 270,000.00	\$ 225,000.00
Interest .....	3,715.89	3,236.80
	<u>\$ 273,715.89</u>	<u>\$ 228,236.80</u>

## EXPENDITURE

Salaries .....	\$ 156,115.03	\$ 126,202.95
Staff travel .....	19,819.71	16,820.21
Rental and operation of leased premises .....	14,440.27	13,726.05
Employee benefits .....	11,036.88	9,366.70
Commission travel and honoraria .....	9,037.41	10,269.69
Research projects .....	8,987.70	9,068.73
Equipment rental and maintenance .....	7,549.87	4,200.45
Annual report and newsletters .....	6,921.20	5,047.49
Advertising, promotion and meetings .....	4,706.72	4,103.54
Telephone and postage .....	4,125.28	2,893.49
Printing, stationery and office supplies .....	3,428.52	2,915.13
Publications, memberships and registrations .....	2,597.56	2,141.45
Insurance .....	578.19	514.36
Furniture and equipment purchases .....	453.52	4,611.25
Leasehold improvements .....		2,725.69
Miscellaneous .....	2,530.12	607.31
	<u>\$ 252,327.98</u>	<u>\$ 215,214.49</u>
Excess of revenue over expenditure .....	\$ 21,387.91	\$ 13,022.31
Surplus at beginning of year .....	28,476.59	15,454.28
	<u>\$ 49,864.50</u>	<u>\$ 28,476.59</u>

GOVERNMENT OF THE PROVINCE OF ALBERTA  
ALBERTA COLLEGES COMMISSION  
STATEMENT OF TRUST FUND OPERATIONS  
FOR THE YEAR ENDED MARCH 31, 1973  
(with comparative figures)

	Colleges Operating Grants	Colleges Capital Grants	1973 Total	1972 Total
Balance at beginning of year .....	\$ 337,174.98	\$ 1,356,854.45	\$ 1,694,029.43	\$ 8,838,288.59
Receipts:				
Contributions from the Province of Alberta .....	\$12,056,603.28	\$10,300,000.00	\$22,356,603.28	\$17,082,722.01
Sales tax rebates .....		647,660.48	647,660.48	213,224.06
Interest .....	36,601.73	64,632.75	101,234.48	11,122.49
	<u>\$12,093,205.01</u>	<u>\$11,012,293.23</u>	<u>\$23,105,498.24</u>	<u>\$17,307,068.56</u>
Payments:				
Grants to colleges:				
Grande Prairie Regional College .....	\$ 1,236,590.83	\$ 969,071.63	\$ 2,205,662.46	\$ 764,607.91
Grant MacEwan Community College .....	1,960,533.25	834,000.00	2,794,533.25	2,587,222.00
Lethbridge Community College .....	2,210,983.40	306,199.30	2,517,182.70	1,981,774.41
Medicine Hat College .....	1,051,464.64	491,792.81	1,543,257.45	2,743,841.19
Mount Royal College .....	4,153,300.52	7,616,279.35	11,769,579.87	13,626,308.51
Red Deer College .....	1,934,910.60	1,764,123.25	3,699,033.85	2,747,573.70
	<u>\$12,547,783.24</u>	<u>\$11,981,466.34</u>	<u>\$24,529,249.58</u>	<u>\$24,451,327.72</u>
Balance at end of year .....	<u>\$ (117,403.25)</u>	<u>\$ 387,681.34</u>	<u>\$ 270,278.09</u>	<u>\$ 1,694,029.43</u>



GOVERNMENT OF THE PROVINCE OF ALBERTA  
ALBERTA COLLEGES COMMISSION  
NOTES TO THE FINANCIAL STATEMENTS

MARCH 31, 1973

**NOTE 1 Authority**

The Alberta Colleges Commission was established under the authority of The Colleges Act, Chapter 56, R.S.A. 1970.

**NOTE 2 Reserve for Master Planning Project**

This reserve represents the unexpended balance of funds provided by the Province of Alberta to defray the costs of a study project pertaining to the co-ordination and master planning of the non-university post-secondary educational system in Alberta. Transactions during the current and preceding year are summarized hereunder:

	1973	1972
Balance at beginning of year .....	\$ 65,600.92	\$ .....
Contributions from the Province .....	.....	109,000.00
	<u>\$ 65,600.92</u>	<u>\$ 109,000.00</u>
Less: Expenditure:		
Salaries .....	\$ 18,597.20	\$ 25,077.38
Printing .....	11,580.90	1,393.43
Fees .....	9,020.00	11,532.00
Employee benefits .....	1,286.91	1,948.70
Advertising .....	1,074.76	.....
Staff travel .....	916.05	3,447.57
Postage .....	187.79	.....
	<u>\$ 42,663.61</u>	<u>\$ 43,399.08</u>
Balance at end of year .....	<u>\$ 22,937.31</u>	<u>\$ 65,600.92</u>

**NOTE 3 Subsequent Event**

The Alberta Colleges Commission was dissolved pursuant to The Colleges Amendment Act, 1973, Chapter 16, Statutes of Alberta, 1973. The Act was proclaimed in force May 30, 1973 by Order-in-Council 804/73.

GOVERNMENT OF THE PROVINCE OF ALBERTA  
ATHABASCA UNIVERSITY  
BALANCE SHEET AS AT MARCH 31, 1973

ASSETS

Operating Funds:

Current:

Cash on hand and in bank .....	\$ 15,610.12
Short term bank deposits .....	200,000.00
Accounts receivable .....	259.54
Accrued interest .....	1,926.95
Prepaid expenses .....	673.17
Due from capital funds .....	19,617.68
	<hr/> \$ 238,087.46
Other:	
Deposit, Workmen's Compensation Board .....	10,000.00
	<hr/> \$ 248,087.46

Capital Funds:

Fixed assets:

Furnishings and equipment, at cost .....	\$ 51,229.70
Development costs (Note 3) .....	774,366.81
	<hr/> \$ 825,596.51
	<hr/> \$ 1,073,683.97

LIABILITIES

Operating Funds:

Current:

Accounts payable .....	\$ 10,311.79
Operating surplus:	
Surplus for the year ended March 31, 1973, Statement No. 284 .....	237,775.67
	<hr/> \$ 248,087.46

Capital Funds:

Capital provided by the Province of Alberta, Statement No. 283 .....	\$ 805,978.83
Due to operating funds .....	19,617.68
	<hr/> \$ 825,596.51
	<hr/> \$ 1,073,683.97

The accompanying notes are part of these financial statements.

AUDITOR'S REPORT

Edmonton, Alberta, May 22, 1973

I have examined the Balance Sheet of the Athabasca University as at March 31, 1973, and the Statements of Capital Provided by the Province of Alberta and Revenue and Expense for year then ended. My examination included a general review of the accounting procedures and such tests of accounting records and other supporting evidence as I considered necessary in the circumstances.

In my opinion these financial statements present fairly the financial position of the University as at March 31, 1973, and the results of its operations for the year then ended, in accordance with generally accepted accounting principles which, except for the change referred to in Note 3 to the financial statements, have been applied on a basis consistent with that of the preceding year.

DOUGLAS W. ROGERS, C.A.

*Deputy Provincial Auditor.*

## GOVERNMENT OF THE PROVINCE OF ALBERTA

STATEMENT No. 283

## ATHABASCA UNIVERSITY

## STATEMENT OF CAPITAL PROVIDED BY THE PROVINCE OF ALBERTA

FOR THE YEAR ENDED MARCH 31, 1973

Balance as at March 31, 1972 .....	\$ 575,923.02
Add: Funds received from the Alberta Universities Commission .....	231,000.00
	<hr/>
Deduct: Loss on disposal of equipment .....	\$ 806,923.02
	944.19
	<hr/>
Balance as at March 31, 1973 .....	\$ 805,978.83
	<hr/>

## GOVERNMENT OF THE PROVINCE OF ALBERTA

STATEMENT No. 284

## ATHABASCA UNIVERSITY

## STATEMENT OF REVENUE AND EXPENSE

FOR THE YEAR ENDED MARCH 31, 1973

## REVENUE

Grants:	
Alberta Universities Commission .....	\$ 400,000.00
Interest .....	8,389.12
Miscellaneous .....	277.25
	<hr/>
	\$ 408,666.37

## EXPENSE, NET

Administrative department, Statement No. 285 .....	\$138,819.44
Pilot studies department .....	32,071.26
	<hr/>
	170,890.70
	<hr/>
Surplus for the year ended March 31, 1973 .....	\$237,775.67
	<hr/>

GOVERNMENT OF THE PROVINCE OF ALBERTA  
ATHABASCA UNIVERSITY  
STATEMENT OF ADMINISTRATION EXPENSE  
FOR THE YEAR ENDED MARCH 31, 1973

Salaries and wages .....	\$ 89,875.14
Travelling .....	7,883.53
Office Rental .....	4,935.44
Accounting, legal and consulting fees .....	4,840.15
Equipment rental .....	3,898.68
Pension plan contributions .....	3,031.61
Repairs and maintenance .....	3,030.67
Advertising .....	2,958.96
Printing and duplicating .....	2,676.58
Telephone .....	2,546.36
Books and periodicals .....	2,248.52
Postage .....	2,060.55
Stationery and office supplies .....	2,004.47
Living allowance .....	1,980.00
Utilities .....	1,559.52
Public relations .....	1,069.72
Miscellaneous .....	2,219.54
	\$ 138,819.44

GOVERNMENT OF THE PROVINCE OF ALBERTA  
ATHABASCA UNIVERSITY  
NOTES TO THE FINANCIAL STATEMENTS

MARCH 31, 1973

- NOTE 1 The Athabasca University was established on December 20, 1972, by authority of Order-in-Council 1986/72 pursuant to Section 4 of the Universities Act. Prior to December 20, 1972, the University was operated as the Athabasca University Governing Authority.
- NOTE 2 All physical planning relating to the University has been suspended indefinitely. Order-in-Council 1986/72 authorizes the University to undertake a pilot project to provide study programs in the arts and sciences and to improve educational opportunities for adults generally.
- NOTE 3 Activity to March 31, 1972, consisted of operations relative to the establishment of the Athabasca University and accordingly, all expenditures were capitalized as development costs. For the year ended March 31, 1973, only those costs directly related to the proposed site were capitalized as development costs.



GOVERNMENT OF THE PROVINCE OF ALBERTA  
THE UNIVERSITY OF ALBERTA  
BALANCE SHEET AS AT MARCH 31, 1973  
(with comparative figures)  
(thousands of dollars)

ASSETS

	1973	1972
Operating Funds		
Current:		
Cash on hand, in bank and treasury branch .....	\$ 566	\$ 231
Short term deposits .....	16,563	15,857
Accounts receivable (Note 1) .....	1,578	2,305
Accrued interest .....	561	470
Merchandise held for resale, at cost .....	896	921
Prepaid expenses:		
Supplies .....	774	817
Sabbatical salaries .....	313	270
Insurance .....	.....	4
Due from trust funds .....	137	196
Total current assets .....	\$ 21,388	\$ 21,071
Other:		
Livestock .....	106	89
Deposit, Workmen's Compensation Board .....	25	25
	<u>\$ 21,519</u>	<u>\$ 21,185</u>
Capital Funds		
Loans receivable, Students' Union re building contributions (see contra, Statement No. 290) .....	\$ 3,422	\$ 3,477
Fixed assets: (Note 2)		
Land, buildings and plant .....	195,294	173,175
Furnishings and equipment .....	67,007	61,110
Due from operating funds (Note 3) .....	5,216	5,886
	<u>\$270,939</u>	<u>\$243,648</u>
Trust Funds		
Cash in bank .....	\$ 1,360	\$ 311
Short term deposits .....	2,657	710
Due from brokers .....	.....	388
Grants receivable .....	633	406
Loans receivable .....	103	94
Accrued interest .....	540	338
Investments, at amortized cost (approximate market value: 1973 \$44,267; 1972 \$38,480) (Note 4) .....	46,433	40,224
	<u>\$ 51,726</u>	<u>\$ 42,471</u>
Total .....	<u><u>\$344,184</u></u>	<u><u>\$307,304</u></u>



## STATEMENT No. 286—Continued

## LIABILITIES

	1973	1972
Operating Funds		
Current:		
Bank and treasury branch indebtedness .....	\$ 2,401	\$ 240
Accounts payable and accrued liabilities .....	6,528	8,235
Holdbacks payable .....	2,767	2,693
Accrued interest .....	321	325
Deferred housing, tuition and other fees .....	196	186
Due to capital funds (Note 3) .....	5,216	5,886
Total current liabilities .....	\$ 17,429	\$ 17,565
Reserves, Statement No. 289 .....	1,778	2,054
Operating surplus, Statement No. 288 .....	2,312	1,566
	<u>\$ 21,519</u>	<u>\$ 21,185</u>
Capital Funds		
Long term debt, Statement No. 290 .....	\$ 20,869	\$ 16,236
Capital and capital surplus:		
Capital provided by the Province of Alberta, Statement No. 291 .....	201,508	184,918
Capital surplus, Statement No. 292 .....	48,562	42,494
	<u>\$270,939</u>	<u>\$243,648</u>
Trust Funds		
Due to brokers .....	\$ 1,072	\$ 607
Killam estate: (Note 5)		
Endowment .....	14,843	14,031
Expendable .....	652	790
Rockefeller Foundation Endowment .....	500	500
Research .....	3,762	3,958
Scholarships .....	1,527	1,526
Faculties and departments .....	1,205	968
Grants and loans .....	177	180
General purposes .....	1,222	1,167
Students' unions .....	434	221
Held on behalf of others .....	289	164
Academic Pension Fund, Statement No. 293 (Notes 5 and 6) .....	23,323	16,360
Unallocated interest, dividends and capital gains and losses (Note 5) .....	2,583	1,803
Due to operating funds .....	137	196
	<u>\$ 51,726</u>	<u>\$ 42,471</u>
Total .....	<u>\$344,184</u>	<u>\$307,304</u>

The accompanying notes are part of these financial statements.

## AUDITOR'S REPORT

Edmonton, Alberta, July 12, 1973

I have examined the Balance Sheet and the Statement of Long Term Debt of The University of Alberta as at March 31, 1973 and the Statements of Revenue and Expense, Operating Surplus, Reserves, Capital Provided by the Province of Alberta, Capital Surplus and Academic Pension Fund Operations for the year then ended. My examination included a general review of the accounting procedures and such tests of accounting records and other supporting evidence as I considered necessary in the circumstances.

In my opinion these financial statements present fairly the financial position of the University as at March 31, 1973 and the results of its operations for the year then ended, in accordance with generally accepted accounting principles applied on a basis consistent with that of the preceding year.

DOUGLAS W. ROGERS, C.A.

Deputy Provincial Auditor.

GOVERNMENT OF THE PROVINCE OF ALBERTA  
THE UNIVERSITY OF ALBERTA  
STATEMENT OF REVENUE AND EXPENSE  
FOR THE YEAR ENDED MARCH 31, 1973  
(with comparative figures)  
(thousands of dollars)

REVENUE

	1973	1972
Grants:		
Alberta Universities Commission .....	\$ 57,178	\$ 55,518
Less: Payments to colleges .....	16	16
	<u>\$ 57,162</u>	<u>\$ 55,502</u>
Government of Canada:		
Vocational education students .....	18	32
French language instruction .....	41	.....
	<u>\$ 57,221</u>	<u>\$ 55,534</u>
Fees:		
General .....	8,831	8,811
Special .....	133	111
Interest, net .....	1,035	781
Killam estate, appropriated earnings .....	348	340
Transfer from research fund .....	250	.....
Grants in aid .....	200	70
	<u>\$ 68,018</u>	<u>\$ 65,647</u>

EXPENSE, NET

Faculties and schools .....	\$ 47,814	\$ 45,291
Indirect instructional .....	1,202	1,890
Library .....	4,951	4,932
Plant maintenance .....	7,304	6,950
Student services .....	790	821
Public service departments .....	921	832
Administrative departments .....	3,108	3,023
Miscellaneous expense .....	1,632	2,311
Operating departments .....	8	(152)
	<u>\$ 67,730</u>	<u>\$ 65,898</u>
Surplus (deficit) for the year .....	<u>\$ 288</u>	<u>\$ (251)</u>

STATEMENT No. 288

GOVERNMENT OF THE PROVINCE OF ALBERTA  
 THE UNIVERSITY OF ALBERTA  
 STATEMENT OF OPERATING SURPLUS  
 FOR THE YEAR ENDED MARCH 31, 1973  
 (with comparative figures)  
 (thousands of dollars)

	1973	1972
Balance at beginning of year .....	\$ 1,566	\$ 2,378
Add:		
Surplus (deficit) for the year, Statement No. 287 .....	288	(251)
Transfers from reserves, Statement No. 289:		
Library funds unexpended .....	450	.....
Net departmental (surpluses) deficits .....	83	(9)
Proceeds from disposal of equipment .....	16	6
	<u>\$ 2,403</u>	<u>\$ 2,124</u>
Deduct:		
Garneau properties net revenue transferred to capital surplus .....	\$ 91	\$ 118
Transfer to capital surplus for purchase of computer equipment .....	.....	440
	<u>\$ 91</u>	<u>\$ 558</u>
Balance at end of year .....	<u>\$ 2,312</u>	<u>\$ 1,566</u>

GOVERNMENT OF THE PROVINCE OF ALBERTA  
THE UNIVERSITY OF ALBERTA  
STATEMENT OF RESERVES

FOR THE YEAR ENDED MARCH 31, 1973  
(thousands of dollars)

	Balance as at March 31, 1972	Transfer from Operating Surplus (Statement No. 288)	Provisions Charged to Operations Equipment Replacement	Other	Interest	Deduct Charges to Reserves	Balance as at March 31, 1973
<b>Operating:</b>							
Bookstore .....	\$ (62)	*\$ (27)	\$ .....	\$ .....	\$ (3)	\$ .....	\$ (92)
Housing and food services .....	(71)	* (40)	.....	.....	(4)	.....	(115)
Married student housing .....	47	* (7)	.....	.....	3	.....	43
Parking operations .....	248	* (62)	.....	.....	13	.....	199
Printing and duplicating services .....	53	* 40	.....	.....	3	.....	96
Vehicle pool and garage .....	19	* 13	.....	.....	.....	.....	32
	<u>\$ 234</u>	<u>\$ (83)</u>	<u>\$ .....</u>	<u>.....</u>	<u>\$ 12</u>	<u>.....</u>	<u>\$ 163</u>
<b>Equipment replacement:</b>							
Bookstore .....	\$ 32	\$ .....	\$ 10	.....	\$ 1	\$ .....	\$ 43
Food services .....	286	.....	43	.....	14	.....	343
Housing .....	209	.....	27	.....	10	.....	246
Married student housing .....	131	.....	23	.....	7	.....	161
Printing and duplicating services .....	131	.....	60	.....	6	8	189
Utilities—electrical .....	24	.....	13	.....	.....	.....	37
Utilities—steam .....	32	.....	49	.....	.....	.....	81
Utilities—water .....	41	.....	19	.....	.....	.....	60
	<u>\$ 886</u>	<u>.....</u>	<u>\$ 244</u>	<u>.....</u>	<u>\$ 38</u>	<u>\$ 8</u>	<u>\$1,160</u>
<b>Other:</b>							
Federal aid funds, unexpended .....	\$ 95	\$ .....	.....	\$ .....	\$ 5	\$ .....	\$ 100
Library funds, unexpended .....	505	(450)	.....	.....	.....	55	.....
Provincial Laboratories of Public Health .....	295	.....	.....	.....	.....	43	295
Workmen's compensation .....	39	.....	.....	64	.....	.....	60
	<u>\$ 934</u>	<u>\$ (450)</u>	<u>.....</u>	<u>\$ 64</u>	<u>\$ 5</u>	<u>\$ 98</u>	<u>\$ 455</u>
	<u>\$2,054</u>	<u>\$ (533)</u>	<u>\$ 244</u>	<u>\$ 64</u>	<u>\$ 55</u>	<u>\$ 106</u>	<u>\$1,778</u>

\* Net department surplus (deficit) for the year.

STATEMENT No. 290

## GOVERNMENT OF THE PROVINCE OF ALBERTA

## THE UNIVERSITY OF ALBERTA

## STATEMENT OF LONG TERM DEBT

AS AT MARCH 31, 1973

(with comparative figures)

(thousands of dollars)

Final Maturity Date	Rate of Interest	Original Advance	Amount Outstanding 1973	Amount Outstanding 1972
Mortgages payable:				
(a) July 1, 2000 .....	6½ %	\$ 1,200	\$ 1,171	\$ 1,186
(b) July 1, 2001 .....	7½ %	1,250	1,238	1,250
(c) June 1, 2008 .....	9 %	4,265	4,265	.....
(d) July 1, 2014 .....	5½ %	3,300	3,143	3,165
(e) April 1, 2018 .....	5¾ %	4,500	4,413	4,433
(f) November 1, 2018 .....	6¼ %	2,250	2,217	2,225
(g) September 1, 2023 .....	7½ %	500	500	.....
Debentures payable, Province of Alberta:				
(h) June 30, 1999 .....	5½ %	3,625	3,422	3,477
(i) Advance from the Provincial Treasurer ...		500	500	500
			<u>\$20,869</u>	<u>\$16,236</u>

- (a) Mortgage to finance construction of Car Park I. Annual payments of principal and interest are adjusted to reflect the difference between the current Consumer Price Index, as published by Statistics Canada, and the Index at the time of the original advance.
- (b) Mortgage to finance construction of Car Park II. Annual payments of principal and interest are adjusted to reflect the difference between the current Consumer Price Index, as published by Statistics Canada, and the Index at the time of the original advance.
- (c) Mortgage to finance construction of Housing Union Building, leased to the Students' Union, shown in the amount advanced to March 31, 1973. Lease terms include the repayment by the Students' Union of the annual instalment of principal and interest.
- (d) Mortgage to finance construction of food services building and student residences, repayable in monthly instalments of principal and interest, guaranteed by the Province of Alberta.
- (e) Mortgage to finance construction of married student housing, Phase I, repayable in monthly instalments of principal and interest.
- (f) Mortgage to finance construction of a student residence, repayable in monthly instalments of principal and interest.
- (g) Mortgage to finance construction of married student housing, Phase II, shown in the amount advanced to March 31, 1973.
- (h) University of Alberta debenture to finance construction of the Students' Union Building, repayable in annual instalments of principal and interest.
- (i) Advance to finance construction of student residences and food services building.

## GOVERNMENT OF THE PROVINCE OF ALBERTA

## THE UNIVERSITY OF ALBERTA

STATEMENT OF CAPITAL PROVIDED BY THE PROVINCE  
OF ALBERTA

FOR THE YEAR ENDED MARCH 31, 1973

(with comparative figures)

(thousands of dollars)

	1973	1972
Balance at beginning of year .....	\$184,918	\$166,585
Add:		
Funds received from the Alberta Universities Commission:		
Capital grant .....	17,851	17,812
Matching grant .....	.....	1,643
	<u>\$202,769</u>	<u>\$186,040</u>
Deduct:		
Federal Health Resources Fund contributions transferred to capital surplus .....	\$ 1,244	\$ 1,108
Buildings demolished and written off .....	17	12
Prior year's adjustment .....	.....	2
	<u>\$ 1,261</u>	<u>\$ 1,122</u>
Balance at end of year .....	<u>\$201,508</u>	<u>\$184,918</u>



STATEMENT No. 292

GOVERNMENT OF THE PROVINCE OF ALBERTA  
 THE UNIVERSITY OF ALBERTA  
 STATEMENT OF CAPITAL SURPLUS  
 FOR THE YEAR ENDED MARCH 31, 1973  
 (with comparative figures)  
 (thousands of dollars)

	1973	1972
Balance at beginning of year .....	\$ 42,494	\$ 36,003
Add:		
Capital assets provided from:		
Operating funds .....	1,435	1,468
Special trust funds .....	1,085	1,274
The Horned Cattle Purchases Act Trust Account .....	305	.....
Hospitalization Benefits Plan re the Provincial Laboratories of Public Health .....	59	52
Operating surplus .....	.....	440
Unallocated interest, dividends and capital gains and losses .....	.....	600
Federal Health Resources Fund contributions transferred from capital provided by the Province of Alberta .....	1,244	1,108
Donations from the Three Alberta Universities Capital Fund (Note 7) .....	1,144	566
Interest .....	624	559
Garneau properties, net revenue .....	91	118
Mortgage principal repayments .....	77	61
Government of Canada, French language instruction .....	4	.....
Canadian Cancer Society .....	.....	245
Balance at end of year .....	<u>\$ 48,562</u>	<u>\$ 42,494</u>

GOVERNMENT OF THE PROVINCE OF ALBERTA  
 THE UNIVERSITY OF ALBERTA  
 STATEMENT OF ACADEMIC PENSION FUND OPERATIONS  
 FOR THE YEAR ENDED MARCH 31, 1973  
 (with comparative figures)  
 (thousands of dollars)

	1973	1972
Balance at beginning of year .....	\$16,360	\$11,457
Revenue:		
Contributions:		
Staff members .....	\$ 2,067	\$ 1,914
Universities .....	2,832	2,418
Interest and dividends:		
Credited to staff members' accounts .....	833	612
Undistributed .....	278	162
	<u>\$ 6,010</u>	<u>\$ 5,106</u>
Expense:		
Pensions .....	\$ 292	\$ 257
Payments to staff members leaving service .....	407	325
Payments to beneficiaries .....	30	9
	<u>\$ 729</u>	<u>\$ 591</u>
Net revenue before capital gains .....	\$ 5,281	\$ 4,515
Add: Realized capital gains, net (Note 5) .....	1,682	388
	<u>\$ 6,963</u>	<u>\$ 4,903</u>
Balance at end of year (Note 6) .....	<u>\$23,323</u>	<u>\$16,360</u>

GOVERNMENT OF THE PROVINCE OF ALBERTA  
THE UNIVERSITY OF ALBERTA  
NOTES TO THE FINANCIAL STATEMENTS

MARCH 31, 1973

(all figures are stated in thousands of dollars)

NOTE 1 Accounts receivable consist of the following:

	1973	1972
Sundry debtors, less allowance for doubtful accounts .....	\$ 1,006	\$ 1,809
Province of Alberta .....	475	428
Government of Canada .....	97	68
	<u>\$ 1,578</u>	<u>\$ 2,305</u>

NOTE 2 Buildings, plant, furnishings and equipment are stated in the Balance Sheet at original cost. Buildings in the course of construction have been included in the assets of the University to the extent of construction costs incurred to March 31, 1973.

No provision has been made for depreciation. Independent appraisals completed during the years ended March 31, 1950 and 1967 indicated that values have been maintained through repairs and renewals which have been financed from revenues and reserve funds.

NOTE 3 Due from operating funds, \$5,216 represents unexpended capital funds in the form of short term deposits held with operating funds. The source of these funds is as follows:

Capital provided by the Province of Alberta .....	\$ 3,682
Capital surplus .....	4,811
	<u>\$ 8,493</u>
Less: Expenditure in excess of mortgage draws .....	3,277
	<u>\$ 5,216</u>

NOTE 4 Investments are summarized hereunder:

	Amortized Cost Value	Market Value
Government of Canada bonds, direct and guaranteed .....	\$ 49	\$ 49
Provincial debentures, direct and guaranteed .....	95	86
Municipal debentures .....	6	5
Corporation debentures .....	3,779	3,807
Convertible corporate debentures .....	7,758	7,284
Preferred shares .....	35	27
Convertible preferred shares .....	2,622	2,441
Common shares .....	24,877	23,356
Mortgages receivable .....	4,562	4,562
Mortgage advances .....	2,650	2,650
	<u>\$46,433</u>	<u>\$44,267</u>

NOTE 5 The following net capital gains (losses) on investment transactions, realized during the year ended March 31, 1973, have been credited or charged to the undernoted funds:

Killam estate, endowment .....	\$ (27)
Academic Pension Fund .....	1,682
Unallocated interest, dividends and capital gains and losses .....	508
	<u>\$ 2,163</u>

NOTE 6 An actuarial valuation, dated April 5, 1971, based on certain actuarial assumptions, indicated that as at March 31, 1970, the Academic Pension Plan Fund assets together with future contributions of present academic staff members at The University of Alberta and The University of Calgary, and a matching contribution to be made by the Universities will be insufficient by an amount of \$17,629 to meet liabilities of the fund.

A supplemental actuarial report dated November, 1971 prepared on a revised actuarial basis indicates a deficit of \$20,676 as at March 31, 1970.

Under the provisions of Section 24, Subsection 4, of The Universities Act payment of all benefits is guaranteed by the Government of the Province of Alberta.

NOTE 7 Of the funds received from the Three Alberta Universities Capital Fund a balance of \$2,107 is eligible for matching by the Province of Alberta when expended on approved capital projects.

(Continued on Page 454)

- NOTE 8 The University has a contingent liability of approximately \$516 in respect to guarantees given to secure bank loans to assist faculty members in purchasing homes.
- NOTE 9 The University has commitments of approximately \$2,910 in respect to construction projects contracted and in progress as at March 31, 1973, which are not reflected in the Balance Sheet.
- NOTE 10 In 1973 the University adopted a policy of charging to departments, certain staff benefits previously included with miscellaneous expense. The 1972 figures were not restated.  
With the foregoing exception, for comparative purposes the 1972 figures have been restated where necessary to conform to 1973 presentation.



GOVERNMENT OF THE PROVINCE OF ALBERTA  
THE UNIVERSITY OF CALGARY  
BALANCE SHEET  
AS AT MARCH 31, 1973  
(with comparative figures)  
(thousands of dollars)

STATEMENT No. 294

## ASSETS

	1973	1972
Current:		
Cash on hand .....	\$ 100	\$ 54
Short term deposits .....	12,370	12,233
Accounts receivable, less allowance for doubtful accounts .....	564	433
Accrued interest .....	92	185
Merchandise held for resale, at lower of cost and market .....	520	578
Prepaid expenses:		
Supplies, at cost .....	313	378
Insurance .....	3	38
Sabbatical salaries .....		164
Miscellaneous .....	1	8
Due from trust .....	188	136
Due from Banff School of Fine Arts .....	194	571
	<u>\$ 14,345</u>	<u>\$ 14,778</u>
Other assets:		
Deposit, Workmen's Compensation Board .....	\$ 15	\$ 15
Fixed assets, at cost:		
Land, buildings and plant .....	\$ 118,240	\$ 108,877
Furnishings and equipment .....	35,777	31,076
	<u>\$ 154,017</u>	<u>\$ 139,953</u>
Trust:		
Cash on hand, in bank and trust company .....	\$ 73	\$ 52
Short term deposits .....	3,534	3,050
Accounts receivable, less allowance for doubtful accounts .....	282	223
Loans receivable .....	21	19
Accrued interest .....	49	115
Investments, at cost (approximate market value: 1973 \$187; 1972 \$179) .....	190	177
	<u>\$ 4,149</u>	<u>\$ 3,636</u>
	<u>\$ 172,526</u>	<u>\$ 158,382</u>

## LIABILITIES

	1973	1972
Current:		
Bank and treasury branch overdrafts .....	\$ 1,942	\$ 2,372
Accounts payable .....	3,765	4,293
Contractors' holdbacks .....	359	3,060
Suspense .....		35
Accrued interest .....	2	2
	<u>\$ 6,068</u>	<u>\$ 9,762</u>
Deferred revenue:		
Fees .....	\$ 26	\$ 10
Rentals and food services .....	48	52
	<u>\$ 74</u>	<u>\$ 62</u>
Long term debt, Statement No. 296 .....	\$ 6,600	\$ 6,714
Reserves, Statement No. 297 (Notes 2 and 4) .....	\$ 1,777	\$ 1,062
Capital and capital surplus:		
Capital provided by the Province of Alberta, Statement No. 298 .....	\$ 121,783	\$ 111,877
Capital surplus, Statement No. 299 .....	29,879	23,150
	<u>\$ 151,662</u>	<u>\$ 135,027</u>
Operating surplus, Statement No. 295 .....	\$ 2,196	\$ 2,111



## STATEMENT No. 294—Continued

Killam estate, expendable .....	\$ 1,005	\$ 760
Davies estate, capital .....	182	179
Scholarships:		
Escheated estates .....	90	82
General .....	56	41
Research .....	1,063	1,229
Grants and loans .....	55	39
General purposes .....	1,286	942
Held on behalf of others (Note 2) .....	224	228
Due to general account (Note 2) .....	188	136
	<u>\$ 4,149</u>	<u>\$ 3,636</u>
	<u>\$ 172,526</u>	<u>\$ 158,382</u>

The accompanying notes are part of these financial statements.

## AUDITOR'S REPORT

Edmonton, Alberta, July 27, 1973

I have examined the Balance Sheet, Statement of Long Term Debt, Sinking Fund Balance Sheet, Banff School of Fine Arts Trust Balance Sheet and Statement of Long Term Debt as at March 31, 1973, and the Statements of Revenue, Expense and Operating Surplus, Capital Provided by the Province of Alberta, Capital Surplus, Reserves and Banff School of Fine Arts Trust Revenue, Expense and Operating Deficit for the year then ended. My examination included a general review of the accounting procedures and such tests of accounting records and other supporting evidence as I considered necessary in the circumstances.

In my opinion these financial statements present fairly the financial position of the University as at March 31, 1973, and the results of its operations for the year then ended, in accordance with generally accepted accounting principles which, except for the change referred to in Note 3 to the financial statements, have been applied on a basis consistent with that of the preceding year.

DOUGLAS W. ROGERS, C.A.

*Deputy Provincial Auditor.*

GOVERNMENT OF THE PROVINCE OF ALBERTA  
THE UNIVERSITY OF CALGARY  
STATEMENT OF REVENUE, EXPENSE AND OPERATING SURPLUS  
FOR THE YEAR ENDED MARCH 31, 1973  
(with comparative figures)  
(thousands of dollars)

REVENUE		1973	1972
Grants:			
Alberta Universities Commission .....	\$	29,006	\$ 28,734
Government of Canada:			
National Welfare Grant .....		17	25
Grants in aid .....		2	3
	\$	29,025	\$ 28,762
Fees:			
General .....		4,654	4,807
Special .....		29	28
Interest .....		554	541
Miscellaneous .....		24	
	\$	34,286	\$ 34,138
EXPENSE, NET			
Faculties and schools .....	\$	22,246	\$ 22,141
Indirect instructional .....		937	915
Library .....		2,237	2,671
Plant maintenance .....		3,720	3,334
Student services .....		461	461
Public service departments .....		222	219
Administrative departments .....		2,494	2,539
Miscellaneous expense .....		1,059	917
Operating departments .....		220	203
	\$	33,596	\$ 33,400
Surplus for the year (Note 3) .....	\$	690	\$ 738
Deduct: Appropriated to Special Reserves, Statement No. 297 (Note 3) .....		608	(107)
Unappropriated surplus for the year .....	\$	82	\$ 845
Operating surplus at beginning of year (Note 4) .....		2,114	1,269
Operating surplus at end of year .....	\$	2,196	\$ 2,114

STATEMENT No. 296

## GOVERNMENT OF THE PROVINCE OF ALBERTA

## THE UNIVERSITY OF CALGARY

## STATEMENT OF LONG TERM DEBT

AS AT MARCH 31, 1973

(with comparative figures)

(thousands of dollars)

Final Maturity Date	Rate of Interest	Original Advance	Amount 1973	Outstanding 1972
Debentures payable:				
(a) March 15, 1982 .....	5 1/2 %	\$ 750	\$ 750	\$ 750
Deduct: Sinking fund assets, cash and investments .....			393	364
			<u>\$ 357</u>	<u>\$ 386</u>
(b) June 1, 1975 .....		300		50
(c) November 1, 2005 .....	7 %	3,714	3,659	3,683
			<u>\$4,016</u>	<u>\$4,119</u>
Mortgage payable:				
(d) March 1, 2016 .....	5 1/8 %	2,165	2,084	2,097
(e) Advance from the Provincial Treasurer .....		500	500	500
			<u>\$6,600</u>	<u>\$6,716</u>

(a) Guaranteed by the Province of Alberta.

(b) Non-interest bearing debentures held in escrow and to be surrendered from time to time as a gift to the University.

(c) Debenture to finance construction of married students housing, repayable in monthly instalments of principal and interest.

(d) Mortgage to finance construction of food services building and student residences, repayable in monthly instalments of principal and interest, guaranteed by the Province of Alberta.

(e) Advance to finance construction of student residences and food services building.

## GOVERNMENT OF THE PROVINCE OF ALBERTA

## THE UNIVERSITY OF CALGARY

## STATEMENT OF RESERVES

FOR THE YEAR ENDED MARCH 31, 1973

(thousands of dollars)

	Balance March 31, 1972	Add Appropriations from Surplus	Add Provisions Charged to Operations	Deduct Charges to Reserves	Balance March 31, 1973
Special Reserves					
Funds unexpended:					
Environmental design	\$ 109	\$ 50	\$ .....	\$ .....	\$ 159
Library	63	51	.....	.....	114
Medicine	.....	414	.....	.....	414
Nursing	.....	23	.....	.....	23
Social welfare (Note 2)	13	.....	.....	.....	13
Radio and television	6	4	.....	.....	10
Federal aid	24	.....	.....	.....	24
Campus parking (Note 4)	49	62	.....	.....	111
Unemployment insurance	.....	4	.....	.....	4
	<u>\$ 264</u>	<u>\$ 608</u>	<u>.....</u>	<u>.....</u>	<u>\$ 872</u>
General Reserves					
Equipment replacement	\$ 776	\$ .....	\$ 162	\$ 58	\$ 880
Married student housing maintenance	25	.....	13	13	25
	<u>\$ 801</u>	<u>.....</u>	<u>\$ 175</u>	<u>\$ 71</u>	<u>\$ 905</u>
	<u><u>\$1,065</u></u>	<u><u>\$ 608</u></u>	<u><u>\$ 175</u></u>	<u><u>\$ 71</u></u>	<u><u>\$1,777</u></u>

STATEMENT No. 298

## GOVERNMENT OF THE PROVINCE OF ALBERTA

## THE UNIVERSITY OF CALGARY

## STATEMENT OF CAPITAL PROVIDED BY THE PROVINCE OF ALBERTA

FOR THE YEAR ENDED MARCH 31, 1973

(with comparative figures)

(thousands of dollars)

	1973	1972
Balance at beginning of year .....	\$ 111,877	\$ 95,549
Add:		
Funds received from the Alberta Universities Commission:		
Capital grant .....	\$ 12,616	\$ 16,536
Matching grant .....	1,076	2,344
Funds received from the Province of Alberta:		
Capital grant .....		300
	\$ 13,692	\$ 19,180
	\$ 125,569	\$ 114,729
Deduct:		
Federal Health Resources Fund contribution transferred to capital surplus .....	3,786	2,852
Balance at end of year .....	\$ 121,783	\$ 111,877

STATEMENT No. 299

## GOVERNMENT OF THE PROVINCE OF ALBERTA

## THE UNIVERSITY OF CALGARY

## STATEMENT OF CAPITAL SURPLUS

FOR THE YEAR ENDED MARCH 31, 1973

(with comparative figures)

(thousands of dollars)

	1973	1972
Balance at beginning of year .....	\$ 23,150	\$ 17,486
Add:		
Federal Health Resources Fund contribution transferred from capital provided by the Province of Alberta .....	\$ 3,786	\$ 2,852
Capital assets provided from:		
Operating funds .....	758	1,095
Trust and research funds .....	412	458
McMahon Stadium Society .....	7	6
Students' Union funds .....	2	3
Donations from the Three Alberta Universities Fund (Note 5) .....	1,369	752
Interest .....	307	291
Other donations .....	50	150
Sinking fund contribution and earnings .....	29	59
Mortgage and debenture principal repayments .....	37	30
Fire recovery, (loss) net .....		(19)
Loss on disposal of capital assets, net .....	(28)	(13)
	\$ 6,729	\$ 5,664
Balance at end of year .....	\$ 29,879	\$ 23,150

## GOVERNMENT OF THE PROVINCE OF ALBERTA

## THE UNIVERSITY OF CALGARY

## SINKING FUND

## BALANCE SHEET AS AT MARCH 31, 1973

(with comparative figures)

(in dollars)

## ASSETS

	1973	1972
Cash in bank .....	\$ 12,782	\$ 1,342
Investments, at amortized cost .....	376,804	359,268
(approximate market value: 1973 \$370,000; 1972 \$343,000) .....	4,071	3,683
Accrued interest .....	\$ 393,657	\$ 364,293

## LIABILITIES

Sinking fund reserve:		
Balance at beginning of year .....	\$ 364,293	\$ 305,632
Add:		
Contributions .....		30,000
Earnings from investments .....	29,364	28,661
	\$ 393,657	\$ 364,293





GOVERNMENT OF THE PROVINCE OF ALBERTA  
THE UNIVERSITY OF CALGARY  
BANFF SCHOOL OF FINE ARTS TRUST  
BALANCE SHEET AS AT MARCH 31, 1973

(with comparative figures)

(in dollars)

## ASSETS

	1973	1972
Current:		
Cash on hand and in bank .....	\$ 117,712	\$ 90,752
Accounts receivable, less allowance for doubtful accounts .....	99,915	149,939
Merchandise held for resale, at cost .....	6,227	5,141
	<u>\$ 223,854</u>	<u>\$ 245,832</u>
Fixed assets, at cost:		
Land, buildings and plant .....	\$ 6,715,868	\$ 6,121,090
Furnishings and equipment .....	592,264	529,043
	<u>\$ 7,308,132</u>	<u>\$ 6,650,133</u>
Trust:		
Investments, at cost (approximate market value: 1973 \$11,000; 1972 \$11,000) ...	\$ 10,900	\$ 10,900
Due from general account.....	110,084	96,429
	<u>\$ 120,984</u>	<u>\$ 107,329</u>
	<u>\$ 7,652,970</u>	<u>\$ 7,003,294</u>

## LIABILITIES

	1973	1972
Current:		
Accrued interest .....	\$ 15,089	\$ 15,592
Due to The University of Calgary .....	194,334	571,123
Due to trust .....	110,084	96,429
	<u>\$ 319,507</u>	<u>\$ 683,144</u>
Deferred revenue:		
Fees and rentals .....	\$ 29,773	\$ 24,228
Mortgages and debentures payable, Statement No. 303 .....	\$ 1,277,557	\$ 942,048
Capital and capital surplus:		
Capital provided by the Province of Alberta:		
Balance at beginning of year .....	\$ 3,575,752	\$ 3,467,752
Add: Funds received from the Alberta Universities Commission .....	398,000	108,000
Balance at end of year .....	<u>\$ 3,973,752</u>	<u>\$ 3,575,752</u>
Capital surplus:		
Balance at beginning of year .....	\$ 1,886,507	\$ 1,854,015
Add: Mortgage and debenture principal repayments .....	25,691	24,280
Capital assets provided from trust funds .....	44,000	75
Donations .....	94	7,000
Gain (loss) on disposal of capital assets .....	(15,578)	1,137
Balance at end of year .....	<u>\$ 1,940,714</u>	<u>\$ 1,886,507</u>
	<u>\$ 5,914,466</u>	<u>\$ 5,462,259</u>
Operating deficit, Statement No. 302 .....	<u>\$ (9,317)</u>	<u>\$ (215,714)</u>

## STATEMENT No. 301—Continued

Trust:		
Scholarships .....	\$ 40,265	\$ 23,794
Grants and loans .....	1,500	1,500
General purposes .....	76,588	80,679
Held on behalf of others .....	2,631	1,356
	<u>\$ 120,984</u>	<u>\$ 107,329</u>
	<u>\$ 7,652,970</u>	<u>\$ 7,003,294</u>

GOVERNMENT OF THE PROVINCE OF ALBERTA  
 THE UNIVERSITY OF CALGARY  
 BANFF SCHOOL OF FINE ARTS TRUST  
 STATEMENT OF REVENUE, EXPENSE AND OPERATING DEFICIT  
 FOR THE YEAR ENDED MARCH 31, 1973

(with comparative figures)

(in dollars)

REVENUE

	1973	1972
Grants:		
Alberta Universities Commission .....	\$ 824,000	\$ 150,000
EXPENSE, NET		
Arts .....	\$ 252,465	\$ 99,100
Management studies .....	(502)	(6,732)
Conferences .....	37,155	45,130
Theatre .....	114,434	108,223
Buildings and grounds .....	394,578	392,622
Administration .....	333,737	290,291
Housing .....	(535,606)	(494,982)
Food services .....	(70,091)	(17,603)
Communications .....	91,433	1,544
	<u>\$ 617,603</u>	<u>\$ 417,593</u>
Surplus (deficit) for the year .....	\$ 206,397	\$ (267,593)
Operating surplus (deficit) at beginning of year .....	(215,714)	51,879
Operating deficit at end of year .....	<u>\$ (9,317)</u>	<u>\$ (215,714)</u>

GOVERNMENT OF THE PROVINCE OF ALBERTA  
 THE UNIVERSITY OF CALGARY  
 BANFF SCHOOL OF FINE ARTS TRUST  
 STATEMENT OF LONG TERM DEBT

AS AT MARCH 31, 1973

(with comparative figures)

(in dollars)

	Final Maturity Date	Rate of Interest	Original Advance	Amount Outstanding 1973	Amount Outstanding 1972
Mortgages:					
(a) June 1, 1985 .....		6¼%	\$ 42,025	\$ 30,385	\$ 32,112
Debentures:					
(b) November 1, 1992 .....		5¾%	335,000	289,618	298,219
(c) January 1, 1993 .....		5¾%	665,000	596,354	611,717
(d) Advance from Central Mortgage and Housing Corporation .....				361,200	.....
				<u>\$1,277,557</u>	<u>\$942,048</u>

- (a) Mortgages to finance construction of staff houses at the Banff School of Fine Arts, repayable in monthly instalments of principal and interest.
- (b) Debenture issued to finance construction of a chalet at the Banff School of Fine Arts, repayable in semi-annual instalments of principal and interest, guaranteed by the Province of Alberta.
- (c) Debenture issued to finance construction of an addition to a chalet at the Banff School of Fine Arts, repayable in semi-annual instalments of principal and interest, guaranteed by the Province of Alberta.
- (d) This advance represents payments by Central Mortgage and Housing Corporation on an authorized borrowing not to exceed \$382,500 for a student housing project. The loan, to be secured by a debenture executed in favour of the Corporation, bears interest at a rate of 7½% per annum and will be repayable over twenty-five years in semi-annual instalments of principal and interest.

GOVERNMENT OF THE PROVINCE OF ALBERTA  
THE UNIVERSITY OF CALGARY  
NOTES TO THE FINANCIAL STATEMENTS

MARCH 31, 1973

(all figures are stated in thousands of dollars)

- NOTE 1 Authority  
The University of Calgary was established under authority of The Universities Act, Chapter 105, Statutes of Alberta, 1966.
- NOTE 2 A federal grant of \$13 in support of the Social Welfare undergraduate program was received in February, 1970 and held in trust, as held on behalf of others. This fund has been reclassified as a special reserve retroactively and the 1972 figures appearing in these statements have been restated to reflect the increase in reserves.
- NOTE 3 The transactions in reserves for funds unexpended have been disclosed as appropriations of surplus. The 1972 expense figures appearing in Statement No. 295 have been restated to reflect this change.
- NOTE 4 The University appropriated retroactively the campus parking surplus of \$49 for 1971-1972 into a special reserve for parking lot capital improvements. The 1972 figures appearing in these statements have been restated to reflect the establishment of this reserve.
- NOTE 5 Donations, Three Alberta Universities Capital Fund  
Of the funds received from the Three Alberta Universities Capital Fund a balance of \$568 is eligible for matching by the Province of Alberta when expended on approved capital projects.





GOVERNMENT OF THE PROVINCE OF ALBERTA  
THE UNIVERSITY OF LETHBRIDGE  
BALANCE SHEET AS AT MARCH 31, 1973  
(with comparative figures)

## ASSETS

	1973	1972
Operating Funds:		
Current:		
Cash on hand and in bank .....	\$ 505,777	\$ 102,981
Short term bank deposit .....	700,000	500,000
Accounts receivable, less allowance for doubtful accounts .....	58,361	138,149
Accrued interest .....	4,654	3,062
Merchandise held for resale, at cost .....	93,956	109,484
Prepaid expenses:		
Salaries .....	36,359	23,478
Insurance .....	133	574
Due from trust funds .....	199	
Due from capital funds .....		857,048
	<u>\$ 1,399,439</u>	<u>\$ 1,734,776</u>
Other:		
Deposit, Workmen's Compensation Board .....	10,000	10,000
	<u>\$ 1,409,439</u>	<u>\$ 1,744,776</u>
Capital Funds:		
Fixed assets:		
Land and buildings, at cost .....	\$ 17,540,219	\$ 16,124,808
Furnishings and equipment, at cost .....	3,968,343	3,226,170
Leasehold improvements (Note 2) .....		72,053
Due from operating funds (Note 3) .....	656,363	
	<u>\$ 22,164,925</u>	<u>\$ 19,423,031</u>
Trust Funds:		
Cash in bank .....	\$ 105,015	\$ 96,863
Accounts receivable .....	6,797	11,434
Term deposits .....	15,956	15,956
Accrued interest .....	2,294	1,934
Due from operating funds .....		2,971
	<u>\$ 130,062</u>	<u>\$ 129,158</u>
	<u>\$ 23,704,426</u>	<u>\$ 21,296,965</u>

## LIABILITIES

	1973	1972
Operating Funds:		
Current:		
Bank overdraft .....	\$	\$ 485,812
Accounts payable .....	231,350	454,140
Contractors' holdbacks .....	89,660	339,219
Prepaid fees and rentals .....	13,998	7,910
Due to capital funds (Note 3) .....	656,363	
Due to trust funds .....		2,971
	<u>\$ 991,371</u>	<u>\$ 1,290,052</u>
Reserves:		
Operating departments equipment replacement .....	\$ 49,813	\$ 25,208
Library fund donation unexpended .....	96	96
	<u>\$ 49,909</u>	<u>\$ 25,304</u>
Operating surplus:		
Balance at beginning of year .....	\$ 429,420	\$ 192,034
Surplus (deficit) for the year .....	(61,261)	237,386
	<u>\$ 368,159</u>	<u>\$ 429,420</u>
	<u>\$ 1,409,439</u>	<u>\$ 1,744,776</u>

## STATEMENT No. 304—Continued

## Capital Funds:

Debenture payable (Note 4) .....	\$ 2,296,538	\$ 1,200,000
Capital and capital surplus:		
Capital provided by the Province of Alberta, Statement No. 305 .....	17,599,150	15,678,000
Capital surplus, Statement No. 306 .....	2,269,237	1,687,983
Due to operating funds (Note 3) .....		857,048
	<u>\$ 22,164,925</u>	<u>\$ 19,423,031</u>

## Trust Funds:

Scholarships .....	\$ 29,930	\$ 25,487
Research .....	85,267	95,794
Held on behalf of others .....	14,666	7,877
Due to operating funds .....	199	
	<u>\$ 130,062</u>	<u>\$ 129,158</u>
	<u>\$23,704,426</u>	<u>\$ 21,296,965</u>

The accompanying notes are part of these financial statements.

## AUDITOR'S REPORT

Edmonton, Alberta, June 8, 1973

I have examined the Balance Sheet of The University of Lethbridge as at March 31, 1973, and the Statements of Capital Provided by the Province of Alberta, Capital Surplus and Revenue and Expense for the year then ended. My examination included a general review of the accounting procedures and such tests of accounting records and other supporting evidence as I considered necessary in the circumstances except that accounts receivable as shown by the books of the University were not verified by direct communication with the debtors.

In my opinion, except for the limitation in the scope of the examination indicated above, these financial statements present fairly the financial position of the University as at March 31, 1973, and the results of its operations for the year then ended, in accordance with generally accepted accounting principles applied on a basis consistent with that of the preceding year.

DOUGLAS W. ROGERS, C.A.

Deputy Provincial Auditor.

GOVERNMENT OF THE PROVINCE OF ALBERTA  
THE UNIVERSITY OF LETHBRIDGE  
STATEMENT OF CAPITAL PROVIDED  
BY THE PROVINCE OF ALBERTA  
FOR THE YEAR ENDED MARCH 31, 1973  
(with comparative figures)

	1973	1972
Balance at beginning of year .....	\$ 15,678,000	\$ 10,743,000
Add:		
Funds received from the Alberta Universities Commission:		
Capital grant .....	\$ 2,045,600	\$ 4,459,000
Matching grant .....		476,000
	\$ 2,045,600	\$ 4,935,000
	\$ 17,723,600	\$ 15,678,000
Deduct:		
Abandonment of leasehold improvements (Note 2) .....	124,450	
Balance at end of year .....	\$ 17,599,150	\$ 15,678,000

GOVERNMENT OF THE PROVINCE OF ALBERTA  
THE UNIVERSITY OF LETHBRIDGE  
STATEMENT OF CAPITAL SURPLUS  
FOR THE YEAR ENDED MARCH 31, 1973  
(with comparative figures)

	1973	1972
Balance at beginning of year .....	\$ 1,687,983	\$ 1,450,682
Add:		
Capital assets provided from:		
Operating funds .....	187,586	194,966
Trust and research funds .....	86,359	
Donations from The Three Alberta Universities' capital fund (Note 5) .....	246,855	102,480
Interest .....	73,140	64,219
Other donations .....	12,000	
Miscellaneous .....	150	175
	\$ 2,294,073	\$ 1,812,522
Deduct:		
Loss on disposal of capital assets .....	\$ 24,836	\$ 7,328
Adjustment in respect of prior years .....		117,211
	\$ 24,836	\$ 124,539
Balance at end of year .....	\$ 2,269,237	\$ 1,687,983

STATEMENT No. 307

GOVERNMENT OF THE PROVINCE OF ALBERTA  
 THE UNIVERSITY OF LETHBRIDGE  
 STATEMENT OF REVENUE AND EXPENSE  
 FOR THE YEAR ENDED MARCH 31, 1973  
 (with comparative figures)

## REVENUE

	1973	1972
Grants:		
Alberta Universities Commission .....	\$ 4,705,000	\$ 4,816,000
Fees:		
General .....	610,189	688,402
Special .....	3,454	3,405
Interest .....	19,892	17,925
Miscellaneous .....	18,215	21,070
	<u>\$ 5,356,750</u>	<u>\$ 5,546,802</u>

## EXPENSE, NET

Faculties and schools .....	\$ 3,014,915	\$ 3,010,729
Indirect instructional .....	106,798	123,939
Learning resources .....	455,976	531,063
Plant maintenance .....	638,102	392,095
Student services .....	100,296	113,945
Public service department .....	46,522	51,786
Administrative departments .....	556,759	594,332
Miscellaneous expense .....	280,853	255,022
Operating departments .....	174,030	18,387
Rental of facilities .....	43,760	218,118
	<u>\$ 5,418,011</u>	<u>\$ 5,309,416</u>
Surplus (deficit) for the year (Note 6) .....	<u>\$ (61,261)</u>	<u>\$ 237,386</u>

GOVERNMENT OF THE PROVINCE OF ALBERTA  
 THE UNIVERSITY OF LETHBRIDGE  
 NOTES TO THE FINANCIAL STATEMENTS

MARCH 31, 1973

- NOTE 1 The University of Lethbridge was established under the authority of Order-in-Council 2272/66 pursuant to Section 3(2) of The Universities Act, Chapter 105, 1966.
- NOTE 2 The cost of leasehold improvements incurred on the Lethbridge Community College campus, including restoration and removal costs, have been removed from the accounts by a charge to Capital Provided by the Province of Alberta.
- NOTE 3 Due from operating funds, \$656,363, represents unexpended capital funds consisting of a short term bank deposit included in operating funds.
- NOTE 4 This debenture payable, guaranteed by the Province of Alberta, was issued to the Central Mortgage and Housing Corporation for funds received to finance the construction of student residences. The rate of interest is 8¼% per annum and is repayable over fifty years in semi-annual instalments of principal and interest in the amount of \$96,570 commencing August 1, 1972.
- NOTE 5 Of the funds received from The Three Alberta Universities Capital Fund a balance of \$251,701 is eligible for matching by the Province of Alberta when expended on approved capital projects.
- NOTE 6 Deficit for the year has been determined after a charge against operations of \$184,125 for the acquirement of capital assets. The comparable figure for the previous year was \$194,966.
- NOTE 7 The University has a contingent liability of \$169,902 with respect to guarantees given to secure bank loans to assist faculty members in purchasing homes.

STATEMENT No. 308

GOVERNMENT OF THE PROVINCE OF ALBERTA  
FEDERAL AND INTERGOVERNMENTAL AFFAIRS

STATEMENT OF LEGISLATIVE AND EXECUTIVE APPROPRIATIONS, EXPENDITURES AND UNEXPENDED BALANCES  
FOR THE YEAR ENDED MARCH 31, 1973

Payments for the year ended March 31, 1973	No. of Apprn.	Service	APPROPRIATIONS					Over- expended	Remarks
			Legislative	Executive	Total	Expended	Unexpended		
\$ 40,128.83	3101.	Minister's Office .....	\$ 40,270.00	.....	\$ 40,270.00	\$ 40,034.80	\$ 235.20	.....	
\$ 192,181.50	3102.	General Administration .....	206,510.00	.....	206,510.00	192,717.05	13,792.95	.....	
\$ 27,286.36	3103.	Ottawa Office .....	45,140.00	.....	45,140.00	27,243.19	17,896.81	.....	
\$ 259,596.79		TOTAL: Income Account .....	\$ 291,920.00	.....	\$ 291,920.00	\$ 259,995.04	\$ 31,924.96	.....	

Certified correct,

DOUGLAS W. ROGERS, C.A.  
Deputy Provincial Auditor.



STATEMENT No. 309

## GOVERNMENT OF THE PROVINCE OF ALBERTA

DEPARTMENT OF FEDERAL AND INTERGOVERNMENTAL AFFAIRS  
EXPENDITURE CLASSIFIED BY APPROPRIATIONS AND CHARACTER

FOR THE YEAR ENDED MARCH 31, 1973

## INCOME ACCOUNT

Service	3101 Minister's Office	3102 General Administration	3103 Ottawa Office	Totals
Automobiles, trucks and mobile equipment, purchase .....	\$ 6,776.99	\$ .....	\$ .....	\$ 6,776.99
Entertainment expenses .....	.....	3,786.89	.....	3,786.89
Fees and commissions .....	1,624.13	2,879.00	5,999.94	10,503.07
Freight, express and cartage .....	.....	953.91	.....	953.91
Furnishings, equipment and tools .....	.....	4,654.08	607.81	5,261.89
Materials and supplies, administrative .....	1,077.52	6,457.70	550.56	8,085.78
Miscellaneous expenses .....	74.25	24.36	32.00	130.61
Postage .....	.....	310.83	300.00	610.83
Rentals .....	530.49	8,508.64	809.29	9,848.42
Repair and maintenance of office machines .....	100.02	386.78	.....	486.80
Salaries .....	24,722.95	126,472.48	15,910.29	167,105.72
Telephone and telegraph .....	2,556.70	8,602.71	2,530.30	13,689.71
Travelling expenses of other than public servants .....	500.00	340.60	.....	840.60
Travelling expenses of public servants .....	2,071.75	27,165.17	503.00	29,739.92
Wages .....	.....	2,173.90	.....	2,173.90
<b>TOTAL: Income Account .....</b>	<b>\$ 40,034.80</b>	<b>\$ 192,717.05</b>	<b>\$ 27,243.19</b>	<b>\$ 259,995.04</b>

STATEMENT No. 310

GOVERNMENT OF THE PROVINCE OF ALBERTA  
TELEPHONES AND UTILITIES DEPARTMENT  
STATEMENT OF LEGISLATIVE AND EXECUTIVE APPROPRIATIONS, EXPENDITURES AND UNEXPENDED BALANCES  
FOR THE YEAR ENDED MARCH 31, 1973

Payments for the year ended March 31, 1973	No. of Apprn.	Service	APPROPRIATIONS						Over- expended	Remarks	
			Legislative	Executive	Total	Expended	Unexpended				
INCOME ACCOUNT											
\$ 168,048.56	3201.	Minister's Office .....	\$ 62,305.00	\$ 150,000.00	\$ 212,305.00	\$ 207,721.54	\$ 4,583.46		S.W. 26/72/73		
155,792.45	3203.	Public Utilities Board .....	152,620.00		152,620.00	154,329.17		1,709.17	O/C 506/73		
\$ 321,841.01	TOTAL:	Income Account .....	\$ 214,925.00	\$ 150,000.00	\$ 364,925.00	\$ 362,050.71	\$ 2,874.29 (Net)				
CAPITAL ACCOUNT											
\$ 351,500.00		Special Warrant 51/72/73 (Loans to intervenors appearing before the Public Utilities Board regarding a Calgary Power application to increase utility rates) .....		\$ 700,000.00	\$ 700,000.00	\$ 351,500.00	\$ 348,500.00				
\$ 351,500.00	TOTAL:	Capital Account .....		\$ 700,000.00	\$ 700,000.00	\$ 351,500.00	\$ 348,500.00				

Certified correct,

DOUGLAS W. ROGERS, C.A.  
Deputy Provincial Auditor.

## GOVERNMENT OF THE PROVINCE OF ALBERTA

## TELEPHONES AND UTILITIES DEPARTMENT

## EXPENDITURE CLASSIFIED BY APPROPRIATIONS AND CHARACTER

FOR THE YEAR ENDED MARCH 31, 1973

## INCOME ACCOUNT

Service	3201 Minister's Office	3203 Public Utilities Board	Totals
Advertising .....	\$ 755.40	\$ .....	\$ 755.40
Entertainment .....	256.10	.....	256.10
Fees and commissions .....	154,438.78	2,346.70	156,785.48
Freight, express and cartage .....	417.75	501.80	919.55
Furnishings, equipment and tools .....	786.98	116.13	903.11
Materials and supplies, administrative .....	2,641.81	3,159.22	5,801.03
Miscellaneous expenses .....	57.31	.....	57.31
Postage .....	140.65	295.26	435.91
Rentals .....	552.21	2,458.52	3,010.73
Repair and maintenance of office machines .....	.....	314.86	314.86
Salaries .....	35,536.20	138,311.57	173,847.77
Telephone and telegraph .....	6,056.01	885.20	6,941.21
Travelling expenses of other than public servants .....	4,520.64	.....	4,520.64
Travelling expenses of public servants .....	563.10	5,939.91	6,503.01
Wages .....	998.60	.....	998.60
TOTAL: Income Account .....	\$ 207,721.54	\$ 154,329.17	\$ 362,050.71

## CAPITAL ACCOUNT

	S.W. 51, 1972-73 Loans to Intervenor Re Calgary Power Rate Increase Application	Totals
Advances and loans repayable .....	\$ 351,500.00	\$ 351,500.00
TOTAL: Capital Account .....	\$ 351,500.00	\$ 351,500.00

GOVERNMENT OF THE PROVINCE OF ALBERTA  
 TELEPHONES AND UTILITIES DEPARTMENT  
 CASH COLLECTED ON INCOME ACCOUNT  
 FOR THE YEAR ENDED MARCH 31, 1973

		Actual	Estimates	In excess of Estimates	Less than Estimates
Public utilities board .....	\$	4,586.56	\$ 1,300.00	\$ 3,286.56	.....
TOTAL: Income Account .....	\$	4,586.56	\$ 1,300.00	\$ 3,286.56 (Net)	.....

Certified correct,

DOUGLAS W. ROGERS, C.A.

*Deputy Provincial Auditor.*



GOVERNMENT OF THE PROVINCE OF ALBERTA  
THE ALBERTA GOVERNMENT TELEPHONES COMMISSION  
BALANCE SHEET AS AT DECEMBER 31, 1972  
(with comparative figures as at December 31, 1971)

## ASSETS

	1972	1971
Telephone property:		
Land, buildings and equipment, at cost .....	\$636,530,997	\$571,026,600
Less: Accumulated depreciation .....	147,355,693	131,115,627
	<u>\$489,175,304</u>	<u>\$439,910,973</u>
Plant under construction, at cost .....	39,214,153	44,970,845
Materials and supplies, at cost .....	11,878,011	8,316,825
	<u>\$540,267,468</u>	<u>\$493,198,643</u>
Investments, at cost:		
Telesat Canada common shares .....	\$ 2,799,000	\$ 2,332,500
Current:		
Cash on hand and in banks .....	\$ 3,149,812	\$ 484,529
Short term deposits, including accrued interest .....	13,032	22,823,422
Accounts receivable, less allowance for doubtful accounts .....	18,413,850	15,156,887
Prepaid expenses .....	1,657,701	1,520,205
	<u>\$ 23,234,395</u>	<u>\$ 39,985,043</u>
Sinking fund assets (Note 1) .....	\$ 8,679,085	\$ 7,701,103
Deferred charges:		
Unamortized debenture discount .....	\$ 4,716,862	\$ 5,190,373
Other (Note 2) .....	666,947	621,280
	<u>\$ 5,383,809</u>	<u>\$ 5,811,653</u>
Trust funds:		
Employees' pension and death benefit fund, Statement No. 318 .....	\$ 60,945,170	\$ 51,867,004
Government of Canada bonds .....	1,457,968	1,359,321
Employees' group life insurance .....	166,547	133,275
	<u>\$ 62,569,685</u>	<u>\$ 53,359,600</u>
	<u>\$642,933,442</u>	<u>\$602,388,542</u>

## LIABILITIES

	1972	1971
Long term debt, Statement No. 316 .....	\$511,827,925	\$500,080,846
Deduct: Sinking fund investment in Alberta Government Telephones Commission debentures (Note 1) .....	27,305,364	22,377,190
	<u>\$484,522,561</u>	<u>\$477,703,656</u>
Current:		
Notes payable .....	\$ 15,000,000	\$ .....
Accounts payable .....	8,295,480	7,247,921
Wages payable (Note 3) .....	9,347,863	3,761,031
Accrued interest .....	8,865,227	8,668,471
Unearned revenue .....	2,513,921	2,415,301
	<u>\$ 44,022,491</u>	<u>\$ 22,092,724</u>



## STATEMENT No. 313—Continued

Surplus, retained for investment in plant, debt redemption and working capital, Statement No. 314 .....	\$ 51,818,705	\$ 49,232,549
Trust:		
Employees' pension and death benefit fund, Statement No. 318 .....	\$ 60,945,170	\$ 51,867,004
Employees' accounts .....	233,102	336,839
Bond instalments payable .....	1,391,413	1,155,757
	<u>\$ 62,569,685</u>	<u>\$ 53,359,600</u>
	<u>\$642,933,442</u>	<u>\$602,388,542</u>

The accompanying notes are part of these financial statements.

## AUDITOR'S REPORT

Edmonton, Alberta, March 15, 1973

I have examined the Balance Sheet, the Statement of Long Term Debt and the Employees' Pension and Death Benefit Fund Balance Sheet of The Alberta Government Telephones Commission as at December 31, 1972, and the Statements of Surplus, Income, Source and Application of Funds and the Employees' Pension and Death Benefit Fund Statement of Operations for the year then ended. My examination included a general review of the accounting procedures and such tests of accounting records and other supporting evidence as I considered necessary in the circumstances.

In my opinion these financial statements present fairly the financial position of The Alberta Government Telephones Commission as at December 31, 1972, and the results of its operations for the year then ended, in accordance with generally accepted accounting principles applied, except for the changes referred to in Notes 2 and 3 to the financial statements, with which I concur, on a basis consistent with that of the preceding year.

DOUGLAS W. ROGERS, C.A.

*Deputy Provincial Auditor.*

STATEMENT No. 314

## GOVERNMENT OF THE PROVINCE OF ALBERTA

## THE ALBERTA GOVERNMENT TELEPHONES COMMISSION

## STATEMENT OF SURPLUS

FOR THE YEAR ENDED DECEMBER 31, 1972

(with comparative figures for 1971)

	1972	1971
Surplus as at January 1 .....	\$ 49,232,549	\$ 48,545,025
Add:		
Net income for the year, Statement No. 315 .....	6,239,256	2,857,485
Adjustments applicable to acquired assets, net .....		2,687
	<u>\$ 55,471,805</u>	<u>\$ 51,405,197</u>
Deduct:		
Payment to Provincial Treasurer, Alberta Government Telephones Act, Section 21 (1) .....	\$ 1,500,000	\$ 1,500,000
Adjustments applicable to prior years' operations (Note 3) .....	2,153,100	439,836
Cost of integration of mutual telephone companies (Note 2) .....		232,812
	<u>\$ 3,653,100</u>	<u>\$ 2,172,648</u>
Surplus as at December 31 .....	<u>\$ 51,818,705</u>	<u>\$ 49,232,549</u>

STATEMENT No. 315

## GOVERNMENT OF THE PROVINCE OF ALBERTA

## THE ALBERTA GOVERNMENT TELEPHONES COMMISSION

## STATEMENT OF INCOME

FOR THE YEAR ENDED DECEMBER 31, 1972

(with comparative figures for 1971)

	1972	1971
Operating revenues:		
Toll .....	\$ 92,803,144	\$ 78,673,711
Exchange .....	43,249,831	38,675,050
Other (Note 4) .....	6,102,803	5,469,875
	<u>\$142,155,778</u>	<u>\$122,818,636</u>
Less: Provision for uncollectible operating revenues .....	786,291	738,554
	<u>\$141,369,487</u>	<u>\$122,080,082</u>
Operating expenses:		
Maintenance .....	\$ 26,418,733	\$ 23,542,573
Depreciation .....	36,525,431	32,625,765
Traffic .....	11,345,677	9,933,424
Commercial and marketing .....	9,334,588	8,422,603
General and administration .....	17,442,004	15,802,598
Pension fund, Canada Pension Plan and Unemployment Insurance .....		
Commission contributions .....	3,383,537	2,898,716
Property and business taxes .....	3,535,377	2,752,930
	<u>\$107,985,347</u>	<u>\$ 95,978,609</u>
Operating income before interest charges .....	\$ 33,384,140	\$ 26,101,473
Interest charges, net (Note 5) .....	26,838,550	22,960,953
Net income from telephone operations .....	\$ 6,545,590	\$ 3,140,520
Other charges:		
Net operating costs of Radio Station CKUA .....	306,334	283,035
Net income for the year .....	<u>\$ 6,239,256</u>	<u>\$ 2,857,485</u>

STATEMENT No. 316

## GOVERNMENT OF THE PROVINCE OF ALBERTA

## THE ALBERTA GOVERNMENT TELEPHONES COMMISSION

## STATEMENT OF LONG TERM DEBT

AS AT DECEMBER 31, 1972

Date of Issue	Maturity Date	Interest Rate	Currency	Original Issue or Advance	Amount Outstanding
Debentures payable: (Note 6)					
December 3, 1970	December 3, 1973	7 3/4 %	Canadian	\$ 20,000,000	\$ 20,000,000
September 15, 1969:					
Series A	September 15, 1974	8	Canadian	14,995,000	14,995,000
Series B	September 15, 1989	8	Canadian	5,000	5,000
June 1, 1972	June 1, 1977	6	Canadian	25,000,000	25,000,000
July 2, 1958	July 2, 1978	4 1/4	Canadian	18,000,000	18,000,000
September 1, 1959	September 1, 1979	4 3/4	United States	10,000,000	4,891,000
August 1, 1961	August 1, 1981	5 1/4	Canadian	12,000,000	12,000,000
March 1, 1960	March 1, 1985	5 3/8	United States	22,000,000	14,336,000
April 15, 1965	April 15, 1985	5 1/4	Canadian	10,000,000	10,000,000
January 15, 1963	January 15, 1988	4 7/8	United States	20,000,000	15,658,000
October 15, 1964	October 15, 1989	4 3/4	United States	25,000,000	25,000,000
March 1, 1970	March 1, 1990	9	Canadian	15,000,000	15,000,000
August 15, 1965	August 15, 1990	4 3/4	United States	25,000,000	25,000,000
September 1, 1970	September 1, 1990	8 1/4	Canadian	20,000,000	20,000,000
March 1, 1971	March 1, 1991	6 3/4	Canadian	25,000,000	25,000,000
August 15, 1966	August 15, 1991	6	Canadian	25,000,000	25,000,000
December 15, 1966	December 15, 1991	6	United States	11,000,000	11,000,000
December 15, 1971	December 15, 1991	7 1/2	Canadian	25,000,000	25,000,000
April 15, 1967	April 15, 1992	6	Canadian	25,000,000	25,000,000
October 1, 1967	October 1, 1992	6 1/4	United States	35,000,000	35,000,000
August 1, 1968	August 1, 1993	7 3/8	United States	30,000,000	30,000,000
June 15, 1969	June 15, 1994	8	United States	30,000,000	30,000,000
January 15, 1970	January 15, 1995	9 1/2	United States	20,000,000	20,000,000
September 1, 1971	September 1, 1996	7 7/8	United States	25,000,000	25,000,000
				<u>\$488,000,000</u>	<u>\$470,885,000</u>
Exchange, net, on United States debenture issues (Note 7)				13,485,100	13,624,588
				<u>\$501,485,100</u>	<u>\$484,509,588</u>
Advances from the Provincial Treasurer:					
December 1, 1950	December 1, 1975	3%	Canadian	\$ 2,000,000	\$ 325,557
December 1, 1951	December 1, 1976	3	Canadian	5,000,000	1,069,428
October 1, 1952	December 1, 1977	3	Canadian	7,000,000	1,844,455
November 1, 1953	December 1, 1978	3 1/2	Canadian	8,000,000	2,592,436
November 1, 1954	December 1, 1979	3 1/2	Canadian	8,000,000	2,974,427
June 1, 1950	June 1, 1980	3	Canadian	16,560,142	5,611,077
January 1, 1956	December 1, 1980	3 1/2	Canadian	7,000,000	2,925,467
January 1, 1957	December 1, 1981	3 1/2	Canadian	10,000,000	4,624,716
November 1, 1957	December 1, 1982	4 1/2	Canadian	10,000,000	5,350,774
				<u>\$ 73,560,142</u>	<u>\$ 27,318,337</u>
				<u>\$575,045,242</u>	<u>\$511,827,925</u>

See Note 8 to the Financial Statements

GOVERNMENT OF THE PROVINCE OF ALBERTA  
 THE ALBERTA GOVERNMENT TELEPHONES COMMISSION  
 STATEMENT OF SOURCE AND APPLICATION OF FUNDS  
 FOR THE YEAR ENDED DECEMBER 31, 1972  
 (with comparative figures for 1971)

	1972	1971
Source of Funds:		
Operations:		
Net income, Statement No. 315 .....	\$ 6,239,256	\$ 2,857,485
Depreciation and other expenses not requiring an outlay of funds .....	38,515,618	34,162,782
	<u>\$ 44,754,874</u>	<u>\$ 37,020,267</u>
Proceeds from debenture issues .....	25,000,000	75,382,812
	<u>\$ 69,754,874</u>	<u>\$112,403,079</u>
Application of Funds:		
Additions to telephone property .....	\$ 84,417,797	\$ 87,103,814
Retirement of long term debt .....	19,141,925	10,488,973
Payment to Provincial Treasurer .....	1,500,000	1,500,000
Increase in deferred charges .....	755,954	1,342,826
Investment in Telesat Canada .....	466,500	1,399,500
Adjustments applicable to prior years' operations .....	2,153,100	439,836
Integration of mutual telephone companies (Note 2) .....	.....	232,812
	<u>\$108,435,276</u>	<u>\$102,507,761</u>
Increase (decrease) in working capital .....	<u>\$ (38,680,402)</u>	<u>\$ 9,895,318</u>

## GOVERNMENT OF THE PROVINCE OF ALBERTA

## THE ALBERTA GOVERNMENT TELEPHONES COMMISSION

## EMPLOYEES' PENSION AND DEATH BENEFIT FUND

## BALANCE SHEET AS AT DECEMBER 31, 1972

(with comparative figures as at December 31, 1971)

## ASSETS

	1972	1971
Current:		
Cash in bank .....	\$ 1,244,572	\$ 220,450
Short term deposits .....		1,600,000
Contributions receivable .....	556,672	504,308
Accrued interest .....	846,928	698,639
Other .....	78,212	4,375
	<u>\$ 2,726,384</u>	<u>\$ 3,027,772</u>
Investments:		
Bonds and debentures, at par value (Note 10) .....	\$ 45,542,636	\$ 40,100,800
Mortgages, at principal value (Note 11) .....	8,684,911	5,638,141
Shares, at cost (Note 12) .....	3,850,940	3,100,291
Other investments, at cost .....	140,299	
	<u>\$ 58,218,786</u>	<u>\$ 48,839,232</u>
	<u>\$ 60,945,170</u>	<u>\$ 51,867,004</u>

## LIABILITIES

	1972	1971
Current:		
Accounts payable .....	\$ 110,649	\$ 31,236
Pension and Death Benefit Fund Reserve:		
Employees' accounts .....	\$ 17,564,708	\$ 15,195,947
Employer's account .....	43,269,813	36,639,821
	<u>\$ 60,834,521</u>	<u>\$ 51,835,768</u>
	<u>\$ 60,945,170</u>	<u>\$ 51,867,004</u>

GOVERNMENT OF THE PROVINCE OF ALBERTA  
THE ALBERTA GOVERNMENT TELEPHONES COMMISSION  
EMPLOYEES' PENSION AND DEATH BENEFIT FUND  
STATEMENT OF OPERATIONS

FOR THE YEAR ENDED DECEMBER 31, 1972

(with comparative figures for 1971)

	Employees' Accounts	Employer's Account	1972 Total	1971 Total
Pension and Death Benefit Fund Reserve as at January 1	\$15,195,947	\$36,639,821	\$51,835,768	\$43,777,283
Add:				
Contributions .....	2,700,163	3,957,818	6,657,981	5,979,904
Earnings .....	612,376	3,486,134	4,098,510	3,466,150
Contributions and earnings transferred from other pension authorities, net .....	704	704	1,408	7,626
Transfers in respect of employees retiring on pension .....	(303,725)	303,725		
	<u>\$18,205,465</u>	<u>\$44,388,202</u>	<u>\$62,593,667</u>	<u>\$53,230,963</u>
Deduct:				
Pension payments .....	\$ 640,757	\$ 959,344	\$ 959,344	\$ 857,851
Withdrawals .....			640,757	448,468
Death benefit payments .....		78,000	78,000	24,000
Administration expenses .....		81,045	81,045	64,876
	<u>\$ 640,757</u>	<u>\$ 1,118,389</u>	<u>\$ 1,759,146</u>	<u>\$ 1,395,195</u>
Pension and Death Benefit Fund Reserve as at December 31	<u>\$17,564,708</u>	<u>\$43,269,813</u>	<u>\$60,834,521</u>	<u>\$51,835,768</u>



GOVERNMENT OF THE PROVINCE OF ALBERTA  
THE ALBERTA GOVERNMENT TELEPHONES COMMISSION  
NOTES TO THE FINANCIAL STATEMENTS

DECEMBER 31, 1972

NOTE 1 All sinking fund assets were previously shown as a deduction from the long term debt. Sinking fund assets, other than holdings of the Commission's own debentures which are still shown as a deduction from the long term debt, are now reflected with other assets of the Commission. The 1971 figures have been restated for comparative purposes.

Total sinking fund assets relate to the Commission's debenture debt and consist of the following:

	December 31 1972	1971
Investments:		
Debentures, at cost plus amortization of discount to date:		
Government of Canada, direct or guaranteed .....	\$ 1,421,347	\$ 1,405,195
Provincial, direct or guaranteed .....	6,546,216	5,615,823
	*\$ 7,967,563	\$ 7,021,018
Cash .....	30,317	109,350
Accrued interest .....	681,205	570,735
Total of items reflected as assets .....	\$ 8,679,085	\$ 7,701,103
Investment in the Commission's own debentures, at cost plus amortization of discount to date, reflected as a deduction from long term debt .....	27,305,364	22,377,190
	\$ 35,984,449	\$ 30,078,293
	\$ 7,665,156	\$ 6,956,908
*Approximate market value .....		

NOTE 2 Other deferred charges include:

	1972	1971
Expenses re inventory of outside plant .....	\$ .....	\$ 550,700
Commissions to leasing agent .....	100,347	70,580
Cost of integration of mutual telephone companies .....	566,600	.....
	\$ 666,947	\$ 621,280

In prior years the cost of integration of mutual telephone companies was charged to surplus. Costs incurred during the current year amounted to \$708,251 of which \$141,651 was amortized and charged to operating expenses.

NOTE 3 Wages payable include \$3,525,290 representing the accrual for vacations earned by employees but not yet taken. In prior years such accruals were not recorded in the accounts. In order to adjust for these years, the expense content of the accrual as at December 31, 1971, in the amount of \$2,153,100, was charged to surplus and the balance of \$972,770 to telephone property.

NOTE 4 Other operating revenues include:

	1972	1971
Rental revenue .....	\$ 2,868,100	\$ 2,565,576
Directory advertising and sales .....	3,030,247	2,684,136
Other .....	204,456	220,163
	\$ 6,102,803	\$ 5,469,875

NOTE 5 Interest charges, net, include:

	1972	1971
Interest and exchange on long term debt .....	\$ 31,639,248	\$ 28,123,474
Amortization of discount .....	473,511	445,440
Other interest charges .....	182,222	42,393
	\$ 32,294,981	\$ 28,611,307
Less: Interest capitalized during construction .....	\$ 2,374,506	\$ 2,881,038
Sinking fund earnings .....	2,326,156	1,896,871
Other interest credits .....	755,769	872,445
	\$ 5,456,431	\$ 5,650,354
	\$ 26,838,550	\$ 22,960,953

(Continued on Page 488)

NOTE 6 Debentures payable are unconditionally guaranteed as to principal and interest by the Government of the Province of Alberta.

NOTE 7 Exchange, net, on United States debenture issues represents exchange which resulted from the conversion of the proceeds of these issues into Canadian dollars.

NOTE 8 The estimated amounts required to repay the Provincial Treasurer's advances and to meet sinking fund and debenture redemption provisions during each of the next five years are as follows:

	Provincial Treasurer's Advances	Sinking Fund	Debenture Redemption	Total
1973 .....	\$ 3,366,000	\$ 4,280,000	\$21,218,000	\$ 28,864,000
1974 .....	3,482,000	5,180,000	15,766,000	24,428,000
1975 .....	3,603,000	6,280,000	2,279,000	12,162,000
1976 .....	3,612,000	7,780,000	2,393,000	13,785,000
1977 .....	3,450,000	7,780,000	27,513,000	38,743,000
	<u>\$17,513,000</u>	<u>\$31,300,000</u>	<u>\$69,169,000</u>	<u>\$117,982,000</u>

The Commission has the option of exercising early redemption provisions on all debenture issues maturing between July 2, 1978, and September 1, 1996. At the holders' option, the September 1, 1970-90 issue is redeemable on September 1, 1975, and the September 15, 1969-74 series A issue may be exchanged for series B debentures maturing September 15, 1989.

The interest rate on the June 1, 1972-77 issue sold to the Province of Alberta Treasury Branches is 6% from June 1, 1972, until March 31, 1973 and thereafter on April 1 each year, commencing April 1, 1973 the rate is to be adjusted to be equivalent to the prime rate of interest of the Treasury Branches on the preceding March 31. The Commission and the Provincial Treasurer may on not less than ninety days notice each to the other prior to June 1, 1977, agree that the maturity date and interest rate on the June 1, 1972-77, issue shall be extended and amended.

NOTE 9 The Alberta Government Telephones Commission has the following estimated commitments which are not reflected in the Balance Sheet as at December 31, 1972:

In respect of equipment for future delivery .....	\$ 19,771,460
In respect of uncompleted contracts .....	9,298,343

NOTE 10 Bonds and debentures, at par value, consist of:

	December 31	
	1972	1971
Government of Canada, direct and guaranteed .....	\$ 1,873,000	\$ 1,873,000
Provincial, direct and guaranteed .....	11,792,000	11,449,000
Municipal and School District .....	3,845,000	3,924,000
Corporation .....	28,032,636	22,854,800
	<u>\$ 45,542,636</u>	<u>\$ 40,100,800</u>
Approximate market value .....	<u>\$ 43,357,500</u>	<u>\$ 37,944,000</u>

NOTE 11 Mortgages, at principal value, consist of:

	December 31	
	1972	1971
National Housing Act mortgages .....	\$ 6,035,211	\$ 4,728,331
Other mortgages .....	2,649,700	909,810
	<u>\$ 8,684,911</u>	<u>\$ 5,638,141</u>

NOTE 12 Shares, at cost, consist of:

	December 31	
	1972	1971
Common .....	\$ 3,139,293	\$ 2,416,239
Preferred .....	668,907	600,157
Warrants .....	42,740	83,895
	<u>\$ 3,850,940</u>	<u>\$ 3,100,291</u>
Approximate market value .....	<u>\$ 3,971,600</u>	<u>\$ 3,013,000</u>

NOTE 13 An actuarial survey as at December 31, 1969, indicated that the Employees' Pension and Death Benefit Fund as constituted would be sufficient to meet all future requirements.

NOTE 14 The Employees' Pension and Death Benefit Fund has the following commitments, which are not reflected in the Balance Sheet as at December 31, 1972:

In respect of securities for future delivery .....	\$ 1,539,857
In respect of mortgage funds to be advanced .....	5,515,068

---

DETAILS OF CASH PAYMENTS  
ON  
INCOME AND CAPITAL ACCOUNTS

---

THE UNIVERSITY OF CHICAGO  
LIBRARY  
540 EAST 57TH STREET  
CHICAGO, ILL. 60637

STATEMENT No. 320

## GOVERNMENT OF THE PROVINCE OF ALBERTA

## SUMMARY OF CASH PAYMENTS

## INCOME AND CAPITAL

FOR THE YEAR ENDED MARCH 31, 1973

Payments to and on behalf of Members of the Legislative Assembly and Members of the Executive Council, as per Statement No. 321 .....	\$	1,613,535.78	
Less: Payments to Members of the Legislative Assembly and/or Members of the Executive Council but included as travelling expenses charged to public servants .....		119.15	
			\$ 1,613,416.63
Salaries, expenses and miscellaneous payments to and on behalf of public servants .....			147,994,064.33
Payments under the Public Service Pension Act as per Statement No. 322 .....			10,142,898.00
Payments under the Local Authorities Pension Act as per Statement No. 323 .....			4,618,320.32
Payments under the M.L.A. Pension Act as per Statement No. 324 .....			268,184.49
Payments under the Public Service Management Pension Act as per Statement No. 325 .....			194,535.18
Payments to municipalities, individuals, firms and corporations (hereafter known collectively as vendors) as per Statement No. 326 .....	\$	1,223,424,700.24	
Less: Reimbursements by third parties of payments to vendors as per Statement No. 327 .....	\$	6,857,587.50	
Payments to vendors but included as travelling expenses charged to Members of the Legislative Assembly, Members of the Executive Council or Public Servants .....		1,006,361.03	
			7,863,948.53
			1,215,560,751.71
			<u>\$1,380,392,170.66</u>

## GOVERNMENT OF THE PROVINCE OF ALBERTA

STATEMENT No. 321

PAYMENTS TO MEMBERS OF THE LEGISLATIVE ASSEMBLY AND  
MEMBERS OF THE EXECUTIVE COUNCIL

FOR THE YEAR ENDED MARCH 31, 1973

Name	*Indemnity and Expense Allowance		Subsistence Allowances	Salary or Allowance	Travelling Expenses	Miscellaneous Payments	Total
	1972 Spring Sitting	Other					
Adair, Hon. J. A.	\$ 5,400.00	\$ 7,575.00	\$ .....	\$ 10,749.99	\$ 4,943.40	\$ 539.40	\$ 29,207.79
Amerongen, Hon. G.	9,000.00	12,374.98	.....	.....	286.00	.....	21,660.98
Anderson, J. V.	5,400.00	7,575.00	1,830.00	760.00	682.25	1.70	16,248.95
Appleby, F. P.	5,400.00	7,575.00	1,830.00	600.00	1,122.74	13.72	16,541.46
Ashton, J. G.	5,400.00	7,575.00	.....	440.00	696.95	.....	14,111.95
Backus, Hon. W. O.	5,400.00	7,575.00	.....	16,749.99	5,621.96	158.52	35,505.47
Barton, D. M.	5,400.00	7,575.00	1,830.00	.....	.....	.....	14,805.00
Bitauk, J. S.	5,400.00	7,575.00	1,830.00	.....	112.60	.....	14,917.60
Benoit, E. P.	5,400.00	7,575.00	1,830.00	.....	236.40	.15	15,041.55
Bouvier, D. D.	5,400.00	7,575.00	1,815.00	.....	.....	.....	14,790.00
Buck, W. A.	5,400.00	7,575.00	1,830.00	.....	.....	.....	14,805.00
Buckwell, L. E.	5,400.00	7,575.00	1,830.00	.....	662.26	.45	15,467.71
Chambers, T. W.	5,400.00	7,575.00	.....	80.00	.....	.....	13,055.00
Chichak, C.	5,400.00	7,575.00	.....	560.00	1,452.40	34.00	15,021.40
Clark, R. C.	5,400.00	7,575.00	1,830.00	600.00	484.80	.....	15,889.80
Cookson, J. W.	5,400.00	7,575.00	1,830.00	240.00	826.42	.....	15,871.42
Cooper, A. H.	5,400.00	7,575.00	1,830.00	760.00	570.64	.45	16,136.09
Copithorne, Hon. C.	5,400.00	7,575.00	.....	16,749.99	5,338.26	1,349.95	36,413.20
Crawford, Hon. N. S.	5,400.00	7,575.00	.....	16,749.99	3,337.96	117.23	33,180.18
Diachuk, B. W.	7,200.00	10,224.98	.....	.....	780.00	.....	18,404.98
Dickie, Hon. W. D.	5,400.00	7,575.00	.....	16,749.99	4,815.52	517.40	35,057.91
Dixon, A. J.	5,400.00	7,575.00	1,830.00	200.00	1,094.11	.....	16,099.11
Doan, C. L.	5,400.00	7,575.00	1,830.00	.....	351.80	.....	15,156.80
Dowling, Hon. R. W.	5,400.00	7,575.00	.....	10,749.99	6,948.94	1,387.66	32,061.59
Drain, C.	5,400.00	7,575.00	1,830.00	880.00	1,307.68	1.05	16,993.73
Farran, Hon. R. A.	5,400.00	7,575.00	1,830.00	1,685.82	525.30	39.45	17,055.37
Fluker, A. I.	5,400.00	7,575.00	1,830.00	680.00	1,721.85	.20	17,207.05
Foster, Hon. J. L.	5,400.00	7,575.00	.....	16,749.99	7,136.20	987.41	37,848.60
French, C. K.	5,400.00	7,575.00	1,830.00	240.00	963.20	.....	16,008.20
Getty, Hon. D. R.	5,400.00	7,575.00	.....	16,749.99	7,663.46	606.60	37,995.05
Ghitter, R. D.	5,400.00	7,575.00	1,830.00	.....	590.37	.....	15,395.37
Gruenwald, R. D.	5,400.00	7,575.00	1,830.00	160.00	1,610.75	.75	16,576.50
Hansen, D. A.	5,400.00	7,575.00	1,830.00	1,000.00	1,168.39	.....	16,973.39
Harle, G. L.	2,095.89	7,575.00	1,770.00	920.00	2,124.45	.25	14,485.59
Henderson, J. D.	5,400.00	10,483.04	1,095.00	.....	.....	.....	16,978.04
Hinman, E. W.	5,400.00	7,575.00	1,830.00	300.00	1,967.20	3.80	17,076.00
Ho Lem, G.	5,400.00	7,575.00	1,830.00	40.00	110.50	.....	14,955.50
Hohol, Hon. A. E.	5,400.00	7,575.00	.....	16,749.99	6,577.26	1,120.60	37,422.85
Horne, Hon. H. M.	5,400.00	7,575.00	.....	16,749.99	11,744.18	742.93	42,212.10
Hunley, Hon. W. H.	5,400.00	7,575.00	1,830.00	10,749.99	441.46	26.55	26,023.00
Hyndman, Hon. L. D.	5,400.00	7,575.00	.....	16,749.99	1,657.15	565.28	31,947.42
Jamison, E.	5,400.00	7,575.00	1,830.00	2,120.00	896.39	.....	17,821.39
King, D.	5,400.00	7,575.00	.....	1,120.00	393.84	.....	14,488.84
Koziak, J. G. J.	5,400.00	7,575.00	.....	240.00	457.92	15.65	13,688.57
Lee, C. E.	5,400.00	7,575.00	1,830.00	200.00	1,706.75	17.40	16,729.15
Leitch, Hon. C. M.	5,400.00	7,575.00	.....	16,749.99	5,797.96	433.00	35,955.95
Loughheed, Hon. P.	5,400.00	7,575.00	.....	20,250.00	8,717.03	1,091.01	43,033.04
Ludwig, A. W.	5,400.00	7,575.00	1,830.00	.....	1,103.34	.25	15,908.59
Mandeville, F.	5,400.00	7,575.00	1,830.00	.....	.....	.....	14,805.00
McCrimmon, D. J.	5,400.00	7,575.00	1,830.00	.....	2,062.75	1.05	16,868.80
Miller, D.	5,400.00	7,575.00	1,830.00	120.00	979.50	1.75	15,906.25
Miller, J.	5,400.00	7,575.00	1,830.00	.....	666.62	.30	15,471.92
Miniey, Hon. G. T. W.	5,400.00	7,575.00	.....	16,749.99	4,798.49	1,096.28	35,619.76
Moore, M. E.	5,400.00	7,575.00	1,830.00	720.00	1,794.90	7.60	17,327.50
Notley, W. G.	5,400.00	7,575.00	1,545.00	120.00	838.40	.....	15,478.40
Paproski, K. R. H.	5,400.00	7,575.00	.....	640.00	2,386.40	.....	16,001.40
Peacock, Hon. F. H.	5,400.00	7,575.00	.....	16,749.99	8,886.93	469.59	39,081.51
Purdy, W. F.	.....	7,575.00	1,830.00	760.00	1,410.79	.....	16,975.79
Robertson, J. G. Estate	1,935.48	.....	.....	.....	.....	.....	1,935.48
Russell, Hon. D. J.	5,400.00	7,575.00	.....	16,749.99	3,950.28	489.90	34,161.17
Ruste, H. A.	5,400.00	7,575.00	1,185.00	.....	.....	.....	14,160.00
Schmid, Hon. H. A.	5,400.00	7,575.00	.....	16,749.99	7,542.64	1,063.57	38,331.20
Sorenson, R. A.	5,400.00	7,575.00	1,830.00	360.00	928.28	.....	16,093.28
Speaker, R. A.	5,400.00	7,575.00	1,830.00	.....	.....	.....	14,805.00
Strom, H. E.	8,100.00	11,508.33	.....	.....	.....	.....	19,608.33
Stromberg, G.	5,400.00	7,575.00	1,830.00	840.00	1,899.24	32.00	17,576.24
Taylor, G. E.	5,400.00	7,575.00	.....	.....	2.00	.....	12,977.00
Topolnisky, Hon. G.	5,400.00	7,575.00	1,395.00	10,829.99	3,122.01	419.26	28,741.26
Trynchy, P.	5,400.00	7,575.00	1,830.00	80.00	331.25	.....	15,216.25
Warrack, Hon. A. A.	5,400.00	7,575.00	.....	16,749.99	4,170.44	685.81	34,581.24
Werry, Hon. L. F.	5,400.00	6,041.97	.....	14,916.66	6,728.60	337.75	33,444.98
Wilson, R. G.	5,400.00	7,575.00	1,830.00	160.00	339.90	.80	15,305.70
Wyse, W. R.	5,400.00	7,575.00	1,830.00	120.00	286.50	.90	15,212.40
Young, L. G.	5,400.00	7,575.00	.....	80.00	277.20	.....	13,332.20
Yurko, Hon. W. J.	5,400.00	7,575.00	.....	16,749.99	3,399.64	123.20	33,247.83
Zander, R.	5,400.00	7,575.00	1,830.00	.....	237.46	.....	15,042.46
	\$ 411,731.37	\$ 580,883.30	\$ 78,345.00	\$ 364,852.28	\$ 163,205.26	\$ 14,518.57	\$1,613,535.78

\* The indemnity for the 1972 spring sitting would ordinarily have been paid in the fiscal year 1971-72, but due to the long sitting, was not paid until May 31, 1972, and hence is included in the 1972-73 fiscal year. Commencing in 1972-73 indemnities to members have been paid on a monthly basis. These amounts are shown separately in the column headed "other".



GOVERNMENT OF THE PROVINCE OF ALBERTA  
 PAYMENTS UNDER PUBLIC SERVICE PENSION ACT  
 FOR THE YEAR ENDED MARCH 31, 1973

BENEFITS UNDER THE ACT

NAME	AMOUNT	NAME	AMOUNT	NAME	AMOUNT
Aastrup, E. M.	\$ 1,540.59	Atkinson, M. W.	\$ 1,556.82	Bendickson, H. E.	\$ 3,654.63
Abbott, R. J.	2,759.46	Atkinson, Mrs. J.	1,735.86	Bendle, B.	640.47
Ackland, B. M.	2,724.12	Atkinson, W. H.	1,416.42	Benke, W.	2,678.85
Adair, W.	5,250.57	Atwater, R. L.	1,638.54	Bennett, A. F.	2,220.66
Adam, D. E.	2,514.93	Audley, G.	602.77	Bennett, A. M.	2,928.63
Adams, A. E. P.	2,622.18	Austin, E. E.	1,722.66	Bennett, E. A.	1,617.60
Adams, C. L.	1,654.50	Austin, J. B.	2,258.43	Bennett, F. D.	553.86
Adams, J. & H.	10,659.90	Austin, K. P.	2,073.60	Bennett, J. A.	191.07
Adams, J. B.	4,917.18	Aves, W. C.	1,223.58	Bennie, A.	1,394.13
Adams, S. L.	1,275.82	Avon, E.	1,455.51	Benson, H. E.	771.33
Adell, E.	942.75	Ayers, M.	1,048.89	Bentler, M.	1,615.65
Adloff, E. B.	1,442.91	Aylesworth, J. A.	9,448.32	Bentley, E. S.	1,742.28
Agar, F. A.	3,095.73	Babchuk, M. M.	1,741.68	Bentley, L. S.	712.86
Aiken, W. T.	2,037.03	Bachor, H. H.	1,013.19	Bentley, N. N.	6,180.81
Aikenhead, J. D. & M. W.	7,236.12	Bacon, G. R. & M.	657.85	Berg, R. R.	2,903.76
Aird, A.	2,363.49	Bahnsen, W.	726.97	Berger, W. E.	1,002.87
Aird, M. M. I.	4,210.71	Bailey, A. H.	7,195.83	Bergeson, I. K.	1,554.51
Aitken, W. B.	1,806.56	Bailey, J. S.	4,731.72	Bernard, Mrs. E.	4,357.92
Albiston, E.	4,057.59	Bain, G.	2,596.53	Berry, V.	121.17
Albrecht, H.	713.34	Bainbridge, G.	898.73	Bertelson, Mrs. S. C.	2,587.68
Aldrich, C. S.	2,166.81	Baird, H. S. & O. M.	5,838.96	Bir, L.	1,419.81
Aldridge, A. A. & E. J.	6,486.21	Baird, J. S.	2,745.06	Bespalko, E. E.	2,070.47
Alexander, J. P.	2,615.88	Baird, P. J.	1,508.04	Betts, F. D.	7,323.27
Alexander, M. D.	6,532.59	Baird, T.	8,371.08	Betts, K. I.	1,334.10
Alford, W. E.	2,092.44	Baker, F. J.	6,361.65	Bex, M. I.	2,701.83
Allan, B.	975.77	Baker, H. S. & G. L.	17,043.24	Beyko, J. J.	1,893.84
Allan, E. M.	1,354.08	Baker, K.	2,444.37	Beynon, H. J.	4,341.93
Allan, J.	2,363.37	Baker, M.	1,454.16	Biamonte, A.	1,240.88
Allan, O. E.	1,793.17	Bakken, C. A.	1,129.89	Bickell, M. C.	2,495.19
Allan, R. T.	4,550.88	Balaban, P.	2,218.44	Bidyk, J.	1,323.57
Allan, W. A. & M.	2,470.26	Baldwin, W. S.	1,099.15	Bilowus, M.	928.08
Allanach, W. A.	5,353.20	Balfour, Mrs. G.	4,097.31	Bilyk, S.	1,859.46
Alston, C. H.	992.85	Balko, L. M.	7,600.10	Binks, C. R.	1,155.06
Alton, F. E.	1,647.72	Ball, J. F. D.	3,407.31	Binns, J. I.	5,263.98
Alton, M. A.	1,199.38	Banack, J.	1,738.89	Biollo, E. V.	6,037.14
Altwasser, M.	2,043.57	Banks, S. G.	1,304.42	Biollo, P. P. & D. M.	3,516.39
Altwasser, M. V.	4,143.90	Banton, F. L.	2,676.06	Birchall, F. M.	902.99
Amos, J. H.	2,104.95	Banwell, W. O.	1,149.04	Bird, S. P.	1,544.73
Anderson, A.	1,329.72	Barabash, W. M.	784.77	Birkholz, G.	349.59
Anderson, A. Y.	1,821.21	Barathy, S. E.	893.46	Birkland, A.	4,225.50
Anderson, C. H.	1,658.13	Barclay, F. W. G.	6,927.45	Bischke, F.	762.33
Anderson, D. G.	1,064.28	Bard, H. H.	2,874.69	Bishop, E. C.	3,201.90
Anderson, E.	2,208.35	Barne, A. J.	2,755.35	Bishop, G. R.	1,200.91
Anderson, G. E.	1,723.50	Barnet, E. S.	1,057.50	Bissell, W. J.	2,061.60
Anderson, H. A.	4,735.83	Barnhill, L. F.	1,042.23	Black, I.	1,832.94
Anderson, I. E.	2,057.25	Barnhouse, R. E.	3,877.95	Black, M. R.	2,883.30
Anderson, J.	2,483.70	Barr, D. B. & U.	9,588.48	Blackett, G. M.	1,171.80
Anderson, L.	2,283.60	Barrett, B.	2,059.05	Blackett, J. M.	1,912.35
Anderson, M. E. B.	1,601.01	Bartee, L. N.	932.58	Blackie, S. M.	1,591.44
Anderson, Mrs. A. F.	978.93	Bartholomew, J.	1,498.20	Blair, B.	2,448.00
Anderson, O. I.	2,314.59	Bartley, C. N.	2,176.35	Blair, J. M.	1,491.45
Andison, R. A. & E. P.	5,772.39	Bascom, Mrs. M. M.	1,676.91	Blamire, H.	1,385.79
Andrew, S. J.	613.76	Bassett, J.	3,831.69	Blatchford, V. V.	350.07
Andrews, F. M.	6,095.22	Basson, E. G.	4,409.01	Blegen, T. F. & E. E.	2,183.01
Andrews, M. B.	1,778.94	Bastian, Mrs. M. J.	1,155.42	Blegen, M. C.	1,458.18
Andrulevicius, A.	540.81	Batey, C. D.	2,880.48	Blewett, A. L.	1,379.61
Andrussen, L.	1,472.82	Baxter, G. P.	1,176.12	Bliss, A. M.	1,230.24
Angel, W. C.	900.36	Baxter, T. A.	4,126.17	Blomquist, C. O.	1,380.21
Angus, M. R. F.	1,308.66	Baynes, J. E.	875.79	Blower, F. C.	5,810.76
Anhill, J.	1,330.61	Baynes, R. N.	875.79	Blyth, R.	1,381.41
Appleby, E. L.	3,325.35	Baziuk, S.	1,329.24	Boel, M. A.	1,373.31
Archibald, W. D.	5,066.91	Beasley, B. M.	6,766.08	Boe, D.	106.48
Arkell, R. M.	1,217.16	Beattie, T. D.	1,680.42	Boehm, I. A.	2,317.86
Armstrong, B. H.	2,505.87	Beattie, W. M.	1,961.97	Bohaychuk, N.	2,501.73
Armstrong, C. W. & O. A.	3,568.80	Beaure, A. W.	1,528.02	Bohnert, W.	200.00
Armstrong, G., Estate	1,270.50	Becker, D.	3,646.63	Boisvert, A.	434.63
Armstrong, H. J.	3,741.54	Becker, J. W.	3,134.34	Bolton, F. O.	1,791.78
Armstrong, J. G. & L.	7,822.50	Bedard, Mrs. J.	2,881.14	Bone, E. A., Estate	1,829.85
Armstrong, J. R.	6,556.20	Beecroft, J. A.	1,297.05	Boon, J. R.	1,495.58
Armstrong, M. R.	1,880.40	Beerwald, E. W.	1,452.24	Booth, F.	3,354.04
Armstrong, T.	3,141.36	Begieneman, G. J.	1,509.99	Bootsman, J.	2,997.21
Armstrong, W. H.	1,727.64	Begieneman, J. T.	1,484.19	Boroski, L.	1,683.88
Arndt, R.	2,354.55	Bell, D.	4,198.02	Boroski, A. K. E.	1,319.58
Arnestad, E.	1,511.28	Bell, E. R.	1,286.52	Borseth, E.	936.69
Arnfinson, S. F. & G.	3,984.42	Bell, J. E.	3,713.22	Bosetti, L.	1,440.37
Arnold, A.	7,267.47	Bell, J. G.	2,575.71	Bosetti, R.	275.00
Arnold, L. H.	3,111.51	Bell, K. J.	1,680.78	Bouchard, B. N.	2,620.74
Arnold, Mrs. H. J.	2,388.93	Bell, N. F.	2,426.82	Bouchat, J. S.	2,244.99
Arnott, J. A.	2,311.56	Bell, T. G.	1,988.13	Boucher, E. T.	719.88
Arthurs, R. C.	3,535.74	Bellingham, H. G.	3,087.75	Boucher, V.	1,113.18
Ash, E. D.	2,935.11	Bellwood, L. C.	2,609.82	Bourne, A. R.	1,622.67
Aston, A. W. & E. M.	1,357.95	Belyea, S. M.	1,999.38	Bousquet, O.	965.90
Atkinson, A. C.	1,937.16	Belzer, J.	2,248.98	Bousquet, R. G.	86.98

## STATEMENT No. 322—Continued

NAME	AMOUNT	NAME	AMOUNT	NAME	AMOUNT
Bow, Dr. M. R. & N.	\$ 4,058.19	Burke, G.	\$ 1,635.03	Chong, T.	\$ 5,085.62
Bowden, J. W.	2,566.86	Burke, Mrs. E. C.	1,453.32	Christensen, L. A.	1,213.86
Bowden, R. J.	1,638.06	Burkell, M. M.	2,186.52	Christian, Mrs. M. I.	1,290.89
Bowell, Mrs. C. B.	2,114.13	Burkholder, A.	3,724.47	Christianson, H. J.	1,870.95
Bowlby, G. D. & L.	2,196.26	Burkholder, H. G.	2,850.96	Christianson, I.	3,228.55
Bowman, E. A.	2,233.86	Burnett, W.	327.86	Christie, E. A.	4,883.88
Bowman, G. W.	2,663.58	Burry, D. M.	3,607.53	Christie, G. G.	745.62
Bowman, H. W.	3,002.52	Burton, D.	6,247.86	Church, J. P. & K. E.	8,315.82
Box, H.	2,602.20	Burton, H.	1,233.27	Churchill, J. E. G.	3,343.17
Boxall, E. F.	690.96	Burton, Mrs. R.	1,181.58	Chwyl, V. M.	1,448.66
Boyd, M.	931.35	Busenius, G.	926.28	Clapp, E. E.	2,361.93
Boyes, K.	1,033.29	Buss, G.	926.28	Clapp, J. A.	1,076.57
Boyes, M.	4,312.77	Butcher, G. S.	757.68	Clark, D. C. H.	2,296.57
Boyle, J. J.	2,238.93	Buzzard, R. H.	2,084.42	Clark, D. K.	703.92
Boyle, L. A.	1,664.19	Byers, D. H.	1,411.20	Clark, E. J.	860.43
Braaten, D.	3,279.66	Byers, J. M.	16,042.39	Clark, H. R. & E. C.	7,399.66
Brabbins, G. I.	976.98	Byers, L. A.	821.31	Clark, J. A.	1,550.16
Bradley, D. L.	2,201.91	Cadogan, E.	1,548.78	Clark, L. E.	1,361.55
Bradley, M. A.	1,238.46	Cain, R. L.	448.12	Clark, O. A.	3,028.88
Bradley, M. I. L.	1,963.20	Callen, S. & B.	3,275.43	Clarke, O. S.	1,176.28
Bradley, N. H.	4,930.50	Callow, S. L. R.	2,862.12	Clash, I. S. F.	5,441.07
Bradshaw, B. T.	3,377.91	Calver, S. A.	4,252.38	Claxton, N. L.	1,719.59
Bradshaw, M. H.	409.50	Cameron, A. F.	832.47	Clayden, J. & M. D. J.	5,980.13
Bradshaw, R. A.	1,699.41	Cameron, A. W.	2,376.33	Clement, R. J.	1,583.10
Braeutigam, A.	865.86	Cameron, E.	1,867.85	Clement, E.	1,896.88
Braeutigam, W.	1,171.05	Cameron, J. A.	3,968.76	Clement, R. H. R.	2,338.88
Brailsford, F. J.	299.64	Cameron, J. F.	1,718.91	Clements, M.	1,073.92
Brailsford, P.	74.91	Cameron, W. F.	1,230.24	Clements, Mrs. D.	1,548.96
Bramley, M. L.	4,254.78	Campbell, C. W.	1,121.24	Clifford, C. R.	1,548.96
Brander, D. F.	3,764.04	Campbell, D. P.	7,948.83	Clift, M. O.	3,605.87
Bray, G. P. & F. P.	4,109.64	Campbell, Daniel	1,021.41	Cline, E. P.	2,046.00
Bray, J. E. & E. M.	2,842.14	Campbell, Donald	4,276.08	Clissold, E.	1,351.61
Brayton, M. J.	3,000.00	Campbell, F.	2,754.87	Clowes, M. A.	2,566.88
Breach, E. F.	6,320.37	Campbell, G. W.	930.51	Coad, E. G.	5,950.07
Breckenridge, G. A.	5,684.28	Campbell, J. A.	6,705.89	Coates, O. B.	2,117.44
Breckenridge, G. C.	2,305.02	Campbell, J. D.	12,341.76	Coats, J.	1,988.22
Brekke, H.	4,114.98	Campbell, J. F.	324.31	Coburn, G. S.	159.33
Brettell, H. W.	9,925.26	Campbell, J. R.	1,315.32	Coburn, H.	809.49
Brick, H. A.	5,201.40	Campbell, J. T. W.	1,487.58	Code, M. G. M.	2,275.22
Briers, A. L.	3,098.06	Campbell, L. A.	1,306.62	Codner, A. M.	781.77
Broadhead, B. M.	2,537.70	Campbell, M. L.	4,341.25	Cody, A. H.	3,656.44
Brodie, F. M.	1,269.69	Campbell, P.	4,665.51	Coe, E. M.	4,910.11
Brooks, G. W.	1,315.20	Campbell, R. V.	5,058.21	Colborne, L. J.	1,975.52
Brooks, L. S. & W.	3,898.05	Campeau, J. E. A.	979.77	Cole, B. L.	1,551.11
Broomfield, J. L.	1,053.99	Cantelon, R. A.	5,578.59	Cole, R. O.	1,285.88
Broughton, S. M.	6,652.29	Cantrell, C.	393.62	Coles, A. R.	1,055.77
Brousseau, I. M.	2,172.24	Carleton, C. F., Estate	439.65	Coles, I. A.	4,778.99
Brower, O. M.	1,575.09	Carlson, A.	2,130.30	Colley, A. E.	3,863.63
Browett, N. E.	1,577.88	Carlson, G.	2,199.84	Colley, K. S.	937.77
Brown, A.	2,331.18	Carlyle, H. N.	4,537.80	Collinge, E. F.	2,061.11
Brown, A. F.	845.23	Carlyle, K. W.	2,925.75	Collins, F.	1,019.98
Brown, G.	3,691.18	Carnegie, I.	2,886.57	Colter, A. N.	5,525.33
Brown, H. M.	9,118.71	Carnochan, A.	5,028.22	Comeau, P. C.	2,078.00
Brown, J.	3,737.91	Carr, L.	1,034.61	Comeau, A. J.	902.11
Brown, J. D. B.	2,275.74	Carran, H. E.	2,159.04	Comfort, A. I.	2,827.55
Brown, L. M.	2,593.62	Carrigan, H. D.	3,892.74	Comrie, K.	1,951.12
Brown, L. S.	4,405.50	Carruthers, I.	935.22	Conklin, P. M.	854.00
Brown, M.	1,426.08	Carter, A. A.	4,332.85	Conklin, W. S.	817.77
Brown, M. A. R.	1,849.89	Carter, A. V.	673.98	Connolly, J. T.	6,415.55
Brown, M. E.	1,032.30	Carter, R. F.	2,578.74	Connor, E. K.	4,882.55
Browne, Mrs. C.	525.84	Carter, S. E.	3,490.98	Connors, A. M.	1,257.00
Browne, R. E. H. & E. M.	3,918.27	Cattmell, R. J.	1,506.60	Conroy, A.	914.11
Browne, R. & V.	9,068.46	Caruk, S.	585.97	Cook, Catherine	1,336.68
Browning, E. H.	2,625.45	Caseley, B. G.	1,184.91	Cook, Clarence	630.00
Brownlee, A. E.	2,288.70	Casey, E.	3,335.28	Cook, R.	5,129.66
Brownscombe, E.	166.30	Casper, I.	1,923.52	Cookman, L. B.	1,663.37
Bruce, G. F. & E.	4,049.97	Catley, E. M.	1,048.81	Cooley, J. M.	1,341.11
Bruce, R.	1,219.97	Catton, F.	3,124.17	Coombs, H. F. & J.	3,568.00
Brushett, L. B.	4,615.02	Cavanagh, P. J.	1,858.71	Cooney, J. J.	1,335.99
Bryant, E. H.	3,608.85	Cerminara, U.	1,463.49	Cooper, F. H.	1,659.94
Bryant, E. S.	5,663.60	Cernett, L.	1,434.57	Cooper, H. K.	6,973.44
Bryant, M. C.	974.94	Chadderton, E.	2,458.05	Coover, C. R.	3,209.55
Bryenton, K.	7,805.43	Chamberlain, W. H.	2,049.51	Cope, F. G.	3,122.33
Bryks, E. M.	5,460.33	Chambers, S.	1,950.17	Copp, M. I.	1,722.33
Bryndzak, D.	1,368.72	Chapman, C. G.	1,737.42	Corey, N. M.	4,873.88
Bryson, J.	3,813.45	Chapman, E.	1,282.89	Cornack, A. & I.	1,435.22
Buchanan, E. E. & C.	2,983.41	Chapman, G. M.	261.71	Cornack, J. H.	1,875.00
Buchanan, J. A.	2,328.63	Chapman, P. A.	1,377.66	Cormier, J.	974.88
Buck, D.	3,595.32	Chapman, R.	1,890.21	Costello, A.	1,340.07
Buckingham, D.	4,048.53	Chapotele, M. A.	963.57	Cottol, L.	1,817.99
Buckingham, R.	1,538.46	Chappel, D. L.	1,319.36	Coutts, B.	1,352.88
Buckley, J.	3,552.60	Charette, L.	390.55	Coutts, H. T. & C. A.	11,146.64
Bugyi, M. B.	3,052.02	Charlebois, Mrs. J.	1,986.90	Coutts, K.	3,091.33
Buikema, A.	1,519.28	Charlton, J. A. S.	4,588.65	Covey, H. S.	1,614.33
Bull, F.	2,139.21	Charnetski, A. J.	6,065.34	Cowan, A. B.	903.11
Bullis, R.	1,390.50	Cherkas, S. E.	3,335.04	Cowlthorpe, G. E.	684.57
Bullock, M. E.	5,618.79	Cherrey, J. C. & A. E.	4,950.37	Cowney, M. G.	984.77
Bulman, W. E.	1,200.00	Chertleborough, G.	1,715.76	Cox, E. J.	475.55
Burch, L.	3,330.57	Chidley, E.	320.59	Cox, S. B.	1,380.33
Burfield, F. R.	2,246.70	Chilton, M. E.	356.61		
Burfield, R. E. S.	921.42	Chittick, R. M.	2,479.59		

## CASH PAYMENTS

495

## STATEMENT No. 322—Continued

NAME	AMOUNT	NAME	AMOUNT	NAME	AMOUNT
Crackston, T. J.	\$ 1,392.51	Devins, J. L.	\$ 1,236.39	Edwards, N. F.	\$ 2,343.90
Crandall, W. E.	255.00	Devlin, J. C.	4,074.84	Edwards, P.	1,977.24
Crawford, J. P.	1,378.14	Dexter, G. E.	744.00	Edwards, T. E.	2,264.97
Crawford, L. M.	2,161.95	Dibb, E. M.	1,360.47	Ekeli, E. E.	1,323.81
Creasey, B.	1,804.50	Dick, D. L.	1,561.41	Ekensteen, K. E.	1,348.50
Cremer, G. I.	1,400.31	Dick, J. A.	991.29	Ekstrom, W. C.	2,517.96
Crieghton, T. K. & A. S.	9,918.24	Dick, M. B.	2,491.08	Elaschuk, G. T.	2,504.48
Crispo, X. P.	5,873.94	Dickie, Dr. N.	3,595.80	Elford, A. A.	1,046.85
Croft, W. C.	8,651.25	Dickie, Dr. J. A.	2,050.38	Elgert, A.	405.00
Crompton, D. W.	1,881.60	Dickie, O.	1,317.99	Elgert, B.	829.08
Crooks, T.	1,841.85	Dickout, H. M.	1,205.55	Elgert, E.	1,513.14
Croome, J. E.	5,393.88	Dickson, E. C.	2,963.19	Elliott, M. I.	848.32
Crosbie, S.	1,552.23	Diduck, S. J.	2,324.64	Ellis, B. F.	1,640.46
Cross, M. C.	2,811.99	Diebolt, Mrs. L. M.	2,574.99	Ellis, H.	1,893.45
Cross, P. A.	375.27	Diemer, G.	935.91	Ellis, Mrs. B.	1,792.14
Cross, V. V.	868.89	Dikken, D. J.	299.53	Ellis, W. R.	2,576.67
Crouch, I. H.	2,061.84	Dingley, V. C.	3,918.27	Elsdon, A.	1,404.06
Crouse, W. P.	2,900.37	Dingwall, A. J.	763.47	Emard, E. A.	561.90
Cruckshank, H. F.	1,037.04	Dinwoodie, G. O.	1,950.00	Emmerling, H. E.	4,513.35
Cruckshank, R.	1,812.60	Ditch, L.	3,086.91	Engen, R. A.	877.94
Crysler, G. M.	4,665.51	Doan, Mrs. M.	2,952.18	English, R. E.	5,829.03
Cuff, J.	1,863.45	Dobbie, A. & A. M.	7,686.30	Enouy, M. M.	1,790.58
Cumming, A. J.	1,709.64	Dobbie, A. D.	1,648.59	Enwright, C. E.	4,560.33
Cummings, H. H.	1,956.66	Dobbs, E.	2,819.97	Erickson, E. A.	1,836.99
Cundal, K. S. & M. A.	5,179.38	Dobie, D. J.	2,070.96	Erickson, L. A.	863.94
Cunningham, A. H.	1,549.26	Dobson, G. B.	3,890.91	Ervin, W. S.	2,141.73
Cunningham, F. E.	3,313.38	Dobson, J. H.	1,595.31	Espetveidt, E.	1,463.29
Cunningham, R. I.	1,578.93	Dodderidge, J., Estate	847.44	Esplin, C. F.	1,688.52
Cunningham, W. J.	253.24	Dodds, M. H.	2,041.62	Evans, A. G.	2,178.42
Curat, J. B.	1,319.46	Doff, J. & Mrs. T.	1,671.45	Evans, E.	2,102.04
Currie, A.	875.60	Doke, E. A.	1,355.28	Evans, F.	1,289.31
Currie, M.	2,531.16	Dolgel, J.	3,571.03	Evans, F. M.	2,684.52
Cuthill, E. E.	1,283.01	Donald, Mrs. G. I.	2,449.32	Evans, F. Y.	1,485.06
Cutt, W. T. or M. N.	3,169.44	Donald, N. & M.	4,636.35	Evans, J.	1,924.85
Cysouw, L. A.	2,472.09	Donkin, R. & C.	3,581.76	Evans, W. C.	887.43
Dabels, A. W.	2,121.63	Donnan, I. H.	5,075.64	Ewald, E.	2,589.03
Dadds, T. C.	1,801.23	Donnelly, P.	6,419.65	Ewart, F. A.	2,748.93
Dagg, C. B.	2,371.02	Doran, F. J.	2,163.54	Eykellbosh, B.	4,159.53
Dahlstrom, W. A.	961.62	Dorey, V.	1,323.33	Eymundson, B.	2,124.42
Dake, G.	2,570.01	Dorion, A.	4,313.76	Fabb, T. H. & M.	2,448.60
Dalderis, A.	1,799.88	Doty, M. A.	2,360.10	Fabick, M.	3,252.99
Dalderis, J. E.	2,483.46	Doucette, A. L. & H. V.	7,430.52	Fahner, E. C.	4,192.44
Daley, M. J.	1,052.60	Dougan, A.	2,786.13	Fair, P. & R.	2,841.01
Dalaquist, I. C.	1,040.67	Douglas, James A.	2,541.81	Farley, F. P. C.	2,262.42
Danner, T. T.	5,343.15	Douglas, Jewel A.	1,822.89	Farmer, A.	4,429.47
Danyluk, A.	820.47	Douglas, M. P.	838.14	Fasenko, P.	555.10
Dargavics, S.	1,245.00	Dow, J. G.	2,358.24	Fate, O.	1,062.09
Davey, G. L.	1,946.13	Dow, J. J.	3,606.57	Faulkner, L. F.	672.42
David, F.	1,133.04	Dowkes, E. M.	5,826.27	Faulkner, Mrs. M. C.	1,818.30
David, T. P.	5,075.25	Downie, E.	1,735.26	Faulkner, R. J.	4,094.16
Davidenas, J.	1,597.62	Downs, Dr. W. J.	11,748.63	Fawcett, R. H.	289.69
Davidson, A. J.	3,139.92	Doyle, M. I.	1,946.97	Fawns, W. A.	1,237.14
Davidson, D. A.	3,181.20	Drader, E. H.	3,125.16	Fearon, S.	2,757.16
Davidson, J. R.	3,181.20	Draper, M.	2,690.58	Fedun, M.	1,333.74
Davidson, W. M. & C. F.	2,518.44	Drishuk, E.	1,912.71	Fehr, M., Estate	9,925.57
Davies, C. D.	6,041.37	Driscoll, A.	2,845.12	Feland, T. D.	1,193.55
Davies, P.	1,152.03	Driscoll, C.	2,587.08	Felton, G. R.	3,591.30
Davies, R. L.	1,358.43	Driscoll, D.	1,603.08	Fenton, A. H.	4,978.05
Davies, T. H.	5,285.40	Driscoll, I.	3,624.00	Fenton, E. O.	4,824.93
Davies, T. J.	4,529.46	Drummond, H.	1,489.10	Fenwick, J. G.	1,058.46
Davis, W. F. V.	676.24	Dudgeon, A.	1,882.80	Ferguson, A.	2,704.26
Davison, E. M.	2,179.74	Dudgeon, F.	1,333.74	Ferguson, E. G.	1,647.24
Davison, G. R. & J. H.	9,074.64	Duff, L. A.	386.57	Ferguson, E. I.	2,130.78
Dawe, W. R.	5,564.31	Duhamel, L. A. & P. H.	5,869.59	Ferguson, F.	1,136.43
Daws, J. J.	1,844.07	Duimel, M. J.	1,271.16	Ferguson, H. & C.	1,641.51
Dawson, E.	2,895.87	Duke, J.	1,821.35	Ferguson, J.	2,521.73
Dawson, W. J.	2,871.30	Duke, T. E.	540.21	Ferguson, J.	5,900.41
Day, H. S.	1,421.91	Dunbar, D.	4,434.84	Ferguson, R.	6,554.25
Day, M. M.	1,178.55	Duncan, A. G.	1,991.04	Ferguson, W. E.	2,841.90
Dayton, D.	1,870.82	Duncan, J. T.	1,992.47	Ferrier, A.	2,751.60
De Hoop, C.	1,275.03	Duncan, W.	2,308.41	Ferron, J. F.	442.74
Deal, C.	1,508.16	Duncan, W. E.	5,845.56	Feth M.	1,781.85
Dean, A. R.	2,192.22	Duncanson, M. A.	2,363.61	Field, F.	1,134.72
Dean, E. V.	4,478.61	Dunlop, Mrs. G.	9,140.01	Fielden, J.	5,554.64
Dean, S. T.	1,014.99	Dunlop, P. A.	6,847.56	Fietz, M.	1,069.59
Deans, J.	6,272.94	Dunn, G. W.	5,047.12	Findlay, M.	1,880.88
Debourcier, T.	3,411.54	Dunn, K.	2,195.13	Finlay, S.	970.71
Debruin, K.	937.89	Durent, J.	406.30	Finlayson, J.	1,629.21
Deedman, F. C.	4,598.22	Dutton, J. A.	5,257.92	Finn, T. & M.	14,684.58
Deforest, H.	2,076.84	Eaglebak, H. M.	3,549.43	Fischer, E. G.	537.96
Defries, M. E.	4,280.22	Eaglesham, N. B.	2,027.10	Fisher, A. C.	2,829.90
Degrace, D.	4,991.85	Earnshaw, A.	6,445.44	Fisher, D. B.	1,529.22
Dehod, P.	2,840.36	Eason, L.	4,270.17	Fisher, O. M.	3,594.81
Deijs, P.	1,065.36	Easton, Mrs. N. L.	1,867.44	Fisher, R.	1,198.77
Deinum, J.	1,296.57	Edgar, V. M.	920.34	Fisher, W. J.	1,181.46
Dejager, P.	1,444.74	Edge, J. J. H.	1,167.90	Fitzgerald, J. P.	2,212.08
Delane, R. F.	4,191.48	Edmunds, S. L.	2,709.45	Fitzpatrick, J.	3,291.05
Delany, A. M.	3,935.19	Edmundson, N. B.	4,625.79	Fitzsimmons, E.	3,209.40
Deheris, E. E.	1,523.40	Edwards, F. J.	11,084.61	Fitzsimmons, J. E.	1,928.40
Demaere, P. M.	1,925.79	Edwards, H. L.	2,510.46	Fix, M. E.	1,174.56
Desbats, R.	2,243.28	Edwards, M. J.	768.42	Fjelheim, M.	1,338.01



## STATEMENT No. 322—Continued

NAME	AMOUNT	NAME	AMOUNT	NAME	AMOUNT
Flak, N.	\$ 2,368.35	Gee, C. A. & A.	\$ 2,348.25	Grievson, R.	\$ 338.96
Flathers, B. W.	966.28	Gee, D. A.	1,984.50	Griffel, I. J.	1,832.82
Fleming, D. C. & H. A.	8,612.94	Gee, Mrs. V. E.	470.40	Griffith, T.	3,420.78
Fleming, P. J. A.	4,875.90	George, G. E.	3,374.04	Griffith, T. M.	1,279.02
Fleming, V. G.	933.90	Gerbolz, R.	2,305.17	Griffith, T. R.	2,414.07
Fletcher, A.	5,778.21	Gerrard, H. C. B.	2,816.22	Griffiths, E.	869.09
Fletcher, S.	1,930.50	Gibault, G.	1,067.31	Grikis, E.	691.32
Fletcher, W. E.	6,474.12	Gibson, A.	5,099.46	Grimmett, E. O.	2,710.44
Flewelling, M. D.	8,997.54	Gibson, F.	1,556.70	Grindley, I.	7,807.35
Flint, E.	2,058.69	Gibson, H.	2,127.33	Gron, K. A.	240.72
Flint, C. J.	555.29	Gibson, I.	5,670.09	Grove, M. W.	2,707.65
Flynn, I. L.	1,161.00	Gibson, J. S.	4,607.16	Grove, G. C.	4,047.18
Fokema, A.	1,956.06	Giffen, A. W. & A. M.	5,517.21	Grunke, E.	504.18
Foley, C.	2,071.98	Gilbert, W. G.	3,968.76	Grunte, E. E.	809.85
Foley, C.	2,655.12	Gilchrist, D. J.	1,774.46	Guertin, S.	1,778.22
Fontaine, J. J. M.	5,796.84	Gilchrist, G.	3,851.82	Guest, E. F. or H.	2,739.12
Fooks, J. H.	3,267.40	Giles, A. V.	1,254.93	Guest, R. L.	1,056.27
Foore, H. E.	3,043.08	Gilfillan, C. L.	999.27	Guidolin, R.	602.46
Ford, F.	3,995.13	Gilker, G. K.	4,524.12	Guild, D. & D. F.	3,462.75
Ford, K., Estate	22,588.99	Gillard, E. J.	2,971.17	Gullion, Mrs. A. M.	2,474.64
Ford, R. L.	1,300.08	Gilles, J. W. & I. A.	13,127.76	Gullion, S. E.	1,889.58
Forman, S. E.	811.86	Gillespie, A. B.	4,051.26	Gummeson, J. V.	1,346.19
Forster, F. G.	5,269.69	Gilroy, E.	733.56	Gunn, J.	8,060.73
Fosson, J. M.	2,986.41	Gilroy, K. E.	6,979.74	Gustafson, C.	2,204.55
Fournier, P.	1,871.07	Gingrich, C. B.	2,027.70	Guy, W. R.	1,252.62
Fowler, H. A.	1,890.93	Glaser, E.	1,854.96	Haase, R.	939.48
Fowler, K. M.	2,409.51	Gleave, F. & E.	5,130.69	Hadley, H. E.	2,663.46
Foy, F.	2,715.75	Glegloff, P.	1,312.14	Hagen, G. E.	5,568.30
Frame, D. I.	2,909.43	Glenn, R.	1,392.93	Hagen, R. G.	3,797.46
Frame, E. C.	6,843.69	Glover, A. S.	1,045.95	Hagerman, M. E.	1,412.40
Fraser, E. B.	2,988.48	Gluck, D.	728.73	Hagey, I. M.	5,818.74
Fraser, H. G. & D. E.	2,117.04	Glyde, H. G.	10,010.46	Hague, O.	1,954.59
Fraser, I. E.	2,517.96	Goben, W.	1,425.12	Hahn, J.	3,335.77
Fraser, R.	802.44	Goddard, I. M.	2,295.48	Hailes, E. G.	1,174.75
Fraser, W.	2,222.66	Godel, G. L.	5,809.44	Halbert, D.	2,760.30
Frawley, J. & M. L. M.	5,392.41	Godel, W.	809.22	Hale, S. J.	6,286.50
Fredrikson, E. B.	2,284.32	Goff, J. B.	1,095.75	Hales, W. C.	4,713.09
Fredrikson, H. B.	792.03	Good, M. H.	2,242.80	Hall, J. R. H. & J. E.	3,311.55
Fredrikson, K. T.	3,705.69	Goodall, D. E.	6,876.96	Haller, P.	624.51
Freeman, B. I.	689.22	Goode, D., Estate	2,042.61	Hambly, J. R. S. & M. G.	9,350.13
Freeman, G.	1,762.38	Goodeham, J. E.	2,000.10	Hamer, L. B.	572.84
Freifeld, O., Estate	438.90	Goodrum, C. E.	2,177.22	Hamilton, A. D.	1,597.74
French, H. C. & R. J.	9,150.78	Goodwin, E. J.	4,804.83	Hamilton, G. C. & D.	6,654.60
Frew, I. B.	6,617.91	Goodwin, O. P.	2,417.85	Hamilton, H. G.	419.91
Fridel, S.	1,354.45	Gordianer, R.	1,180.83	Hamilton, J. H.	1,521.12
Friend, V.	2,634.40	Gordashko, Mrs. I.	1,300.56	Hamilton, M. A.	5,316.93
Frith, E. M.	4,307.43	Gordon, H. W.	3,781.23	Hamlett, R. W. J.	3,713.10
Fryers, G. M.	3,705.45	Gordon, K. M.	1,057.86	Hamman, H. A.	4,037.37
Fuhrmann, P. I.	3,147.66	Gordon, M.	1,059.42	Hammer, E. E.	4,705.95
Fuller, A. C.	1,793.73	Gore, H. T. O. & M.	3,675.69	Hancheruk, A.	3,264.83
Fuller, Mrs. G. E.	1,724.73	Goresky, I.	8,779.14	Hanna, H.	1,743.72
Fullerton, E. G.	3,870.81	Gorman, T. J.	2,695.60	Hannah, I. M.	2,256.17
Fullton, J. F.	1,751.10	Gostick, E. H. or F.	2,843.22	Hannah, L. D.	7,562.61
Furlong, H.	2,310.12	Gouchee, C. A.	4,034.32	Hannochock, F.	8,176.92
Fushtey, T.	1,371.24	Gourlay, M.	899.12	Hansen, H.	817.68
Gaalaas, O. A.	4,242.09	Gourley, H. D.	1,153.86	Hanson, H.	1,326.33
Gabler, C. W.	2,069.58	Gow, J. E.	2,206.98	Hanson, J.	1,667.58
Gaebel, H. W.	8,882.88	Gow, M. E.	3,159.90	Hanson, J. R. & V. V.	7,370.61
Gaetz, A. J.	2,093.91	Gowin, E. A.	3,232.53	Harback, M. O.	4,049.85
Gaetz, J.	1,866.03	Graden, T. W.	1,951.92	Harcus, C.	1,995.99
Gair, C. A.	2,444.13	Graham, F. J.	2,950.08	Harder, E. H.	2,175.47
Gale, B. A.	659.36	Graham, H. E.	2,160.99	Hardie, J.	1,861.80
Gale, C. J.	510.34	Graham, S. S.	11,820.78	Hare, G. N.	1,838.01
Gale, R. J.	986.07	Graham, U. A.	1,070.82	Hargrave, A. I.	1,688.64
Gamble, Mrs. E.	409.02	Grant, C. J.	1,939.95	Hargrave, P. D. & H. C.	8,490.33
Gamel, J.	2,006.76	Grant, D. A.	4,159.89	Hargreaves, J. P.	1,088.80
Gandier, S. H.	2,364.84	Grant, J. A. & D. I.	1,092.87	Hargrove, P. & M. E.	4,959.30
Ganske, W.	1,003.38	Grant, J. H.	483.24	Harrington, J.	3,715.02
Gant, G. A.	1,119.36	Grant, L.	55.46	Harrison, G. B.	4,390.74
Gardiner, Mrs. M. C.	3,535.62	Grant, L. W.	2,930.37	Harrison, M.	2,684.88
Gardner, D.	3,445.44	Grant, Richard	2,285.79	Harrison, V. M.	1,435.77
Gardner, Mrs. R. M.	1,752.93	Grant, Robert	3,423.06	Harrod, F. M.	2,980.98
Garland, G. E.	2,050.95	Gray, E. S.	2,231.31	Hars, G. E.	2,334.45
Garlick, R. W.	2,162.77	Gray, J. R.	1,310.37	Hart, J. E.	12,554.10
Garner, H. W.	876.15	Gray, R.	1,273.35	Hartle, E. R.	2,681.73
Garrett, R. P.	449.30	Gray, R.	1,061.01	Hartman, Mrs. B. F.	1,228.77
Garrick, M.	4,193.40	Green, A. E. & N. P.	1,917.42	Hartt, J. H.	5,537.55
Garth, O. M.	2,200.82	Green, B. A.	2,299.23	Hartwell, C.	1,518.33
Garvin, D.	1,455.27	Green, G. P.	4,382.31	Hartwig, A. & J.	5,473.77
Gattens, J.	2,377.80	Green, J. W.	939.78	Harvey, E. M.	497.27
Gaudette, D. A.	7,554.24	Green, S. N.	6,885.69	Harvey, F.	2,632.35
Gault, E.	5,356.59	Green, V.	324.21	Harvie, J.	3,571.11
Gault, J. D.	3,739.47	Greenwalt, M.	896.13	Harwart, F.	640.35
Gaume, Mrs. L.	1,079.40	Greenwood, C. R.	5,281.89	Hastie, E. A.	637.32
Gaunt, L. B., Estate	229.56	Greenwood, P. M.	2,958.57	Hatch, M. L.	2,566.86
Gavigan, J.	2,092.95	Grefe, G.	1,449.69	Hatton, I.	4,350.74
Gavin, E. L.	1,445.46	Gregory, A. B.	3,202.98	Haugen, O.	1,988.25
Gavin, E. M.	1,919.37	Greig, E., Estate	4,467.96	Haverstock, G. K.	3,910.65
Gavin, J.	1,599.54	Grenville, J. D.	1,483.74	Hawkins, K. L.	1,742.16
Gayowski, J.	1,082.91	Grey, H.	1,013.07	Hawkins, M. E.	364.14
Gee, B. V.	2,667.57				

## CASH PAYMENTS

497

## STATEMENT No. 322—Continued

NAME	AMOUNT	NAME	AMOUNT	NAME	AMOUNT
Hawkins, N. L.	\$ 1,224.54	Holroyd, Mrs. G.	\$ 583.83	Jaskowicz, A.	\$ 936.33
Haworth, J. F.	841.41	Holt, A. I.	3,783.10	Jasman, E.	2,791.29
Hay, M. B.	1,471.86	Holsten, M. S.	3,205.45	Jeffery, C. F.	2,405.76
Hay, W. G. & E. M.	10,338.51	Holts, M.	3,310.23	Jeffrey, S.	6,431.64
Hayes, T. A.	1,626.18	Homan, H. E.	3,470.16	Jeffrey, W. J.	2,327.19
Hayward, G. M.	5,111.10	Honeyman, J. A.	2,346.15	Jellison, C. T.	1,957.38
Hauka, M.	1,153.35	Hook, C. E.	2,891.89	Jennings, N. M.	1,729.04
Head, J. H.	3,399.09	Hooks, E.	2,927.42	Jensen, E. B.	1,198.26
Headrick, G. D.	2,038.47	Hooper, F. E.	3,343.17	Jensen, H. G. & H.	9,325.08
Heath, H. E.	869.25	Hooper, V. E.	1,225.38	Jensen, H. J.	1,934.14
Heaton, E. C.	3,663.57	Hopkins, E. C.	2,333.25	Jerold, D. S. L.	1,067.43
Heaton, L. W.	515.00	Hopkins, W. J.	1,230.60	Jewell, E. J.	1,411.68
Heddleston, A.	1,049.37	Hoppe, B.	926.40	Johansen, G.	3,435.15
Heddleston, D. M.	3,417.96	Horbay, W.	2,386.50	Jinks, F. H.	1,063.80
Heffel, A. B.	1,873.86	Horn, W. K.	1,032.81	Johansen, G.	768.18
Hegan, D.	1,487.70	Horncastle, G.	1,290.75	Johnson, Amelia V.	607.31
Heidebrecht, N.	2,046.36	Horne, H. A.	562.02	Johnson, B. G.	1,409.88
Heim, E.	5,021.04	Horne, J. & E. E.	2,351.64	Johnson, C. E.	3,338.19
Heller, J. P.	909.80	Horn, N. R.	9,888.81	Johnson, H. L.	771.81
Hellinger, R.	2,261.82	Hornung, A. E.	2,343.90	Johnson, L. M.	2,220.59
Hellwig, W.	939.12	Horvath, J.	1,256.49	Johnson, M.	858.96
Henderson, A.	6,759.81	Horwood, E. A.	2,597.97	Johnson, M. I.	2,702.31
Henderson, C. S.	2,137.38	Hosford, Alice G.	3,537.81	Johnson, M. S.	1,151.07
Henderson, G. M.	1,551.00	Hosford, Arthur G.	1,824.09	Johnson, Mrs. Anna V.	1,060.62
Henderson, H. E. or C. H.	1,731.39	Hospodarec, W.	550.15	Johnson, Mrs. E.	2,670.96
Henderson, R. C. & V. I.	4,500.39	Hough, W. D.	10,935.54	Johnson, O. G.	862.84
Henderson, R. D. & H. G.	10,177.41	Howard, H. T.	6,665.13	Johnson, R.	1,149.72
Hendra, M. F.	2,112.57	Howard, L. W.	4,586.10	Johnson, V. P.	1,826.28
Hendrickson, A. L.	2,185.08	Howard, S. H.	2,252.73	Johnson, W. C.	1,589.13
Henkelman, A. R.	4,171.26	Howard, S. R.	5,275.07	Johnston, E. C. & D. E.	833.79
Hennig, F.	1,168.62	Howe, R. F., Estate	128.63	Johnston, J. C. & D. E.	4,947.18
Henny, H. M.	4,425.07	Howe, R. J.	508.07	Johnston, Mrs. E. M.	1,881.24
Henry, J. M.	1,890.45	Hovells, F.	4,232.64	Johnstone, T.	868.65
Henschel, A. R.	759.96	Hryniv, M.	4,779.85	Joltz, A. A.	2,130.24
Henson, C. E.	649.74	Hudson, F. G.	4,724.10	Jonas, J. C.	7,519.98
Henzel, E.	1,010.64	Huestis, E. S.	9,795.96	Jonas, J. C.	1,593.87
Hepell, J. E.	2,847.21	Hughes, D. C.	5,561.64	Jones, B. M.	4,419.90
Hepell, R. J.	2,474.37	Hughes, E. R. & E.	10,293.00	Jones, E. R.	2,149.83
Hereford, A. A.	4,402.77	Hughes, H.	1,885.71	Jones, G. A. F. & M. S.	5,857.50
Herman, J. D.	3,000.21	Hughes, J. L.	2,566.86	Jones, J. A.	3,742.38
Herner, E.	777.29	Hughes, J.	2,254.56	Jones, J. D.	1,581.99
Hesson, P.	1,791.18	Hughes, Terence	5,418.33	Jones, M. E.	2,566.86
Hewlett, W.	2,303.10	Hughes, Thomas	2,922.11	Jones, Maggie	868.29
Heworth, E. S.	1,400.79	Hughes, W. E. & F. E.	1,343.79	Jones, Maurice	2,696.28
Hibbert, W.	3,676.29	Hunt, J. R.	1,534.08	Jones, Mrs. M. A.	4,608.99
Hickman, E.	993.45	Hunter, A. M.	4,436.49	Jones, V. R.	2,156.13
Hickmore, M.	3,508.94	Hunter, J. T.	2,207.82	Jongman, M.	2,951.18
Hicks, C. G.	2,960.64	Hunter, L. I.	1,543.98	Jordan, A. R.	1,706.94
Hicks, E. R.	1,009.92	Hunter, L. N.	1,115.97	Jorgensen, K. E.	3,189.42
Hicks, G. R.	1,138.83	Huscroft, W.	1,783.52	Jorgensen, K. P.	1,908.84
Hicks, K. L.	860.00	Hutchinson, M. E.	8,669.58	Josey, G. J.	2,232.27
Higgins, W. J. A.	6,246.42	Hutchinson, J. H.	4,083.39	Joslin, M. E.	3,944.09
High, D. D.	2,415.42	Hutchison, R.	6,048.03	Joudrie, I. L.	5,270.28
Higcock, M.	699.90	Hutchinson, W.	4,589.97	Jowett, A.	1,810.80
Hilgers, M. A.	1,320.78	Hutton, J. S.	1,019.25	Kalev, P.	1,826.76
Hill, A. H.	1,289.07	Hutzkal, E.	969.48	Kalweit, R.	1,354.20
Hill, A. A.	6,527.97	Huxtable, H.	186.57	Kangiesser, R.	2,808.72
Hill, C. G. B.	767.82	Hyde, A. M.	1,914.90	Kathrens, W. H.	1,617.96
Hill, E. C.	1,818.00	Hymanyk, P.	1,991.52	Kazimier, F.	6,654.77
Hill, I. E. or J. H.	6,053.82	Ilkuf, D.	1,484.07	Keal, E.	600.72
Hill, M. R.	1,684.53	Inglis, J. A.	7,772.97	Keats, D. Q.	4,539.45
Hill, W. J.	1,991.28	Ingram, J. M.	1,034.20	Keddy, G. W. T.	4,584.15
Hillary, A.	3,511.41	Ingram, N. E.	2,273.50	Keeble, S. A.	2,723.64
Hillman, V.	1,715.40	Inkpen, J.	2,701.47	Keef, J.	899.76
Hindman, L. L.	2,811.54	Innes, N. W.	1,771.80	Keer, M. L.	6,017.40
Hingston, M. E. S.	1,971.06	Insull, M. C.	1,062.81	Kehoe, C. E. J. & E.	5,388.58
Hissdal, A. B., Estate	1,252.02	Ippolito, O.	6,693.72	Keith, W. J.	1,224.06
Hitchinson, B.	1,581.46	Irwin, H. F.	5,591.19	Kelba, J. S.	1,700.52
Hjartnes, L. M.	555.87	Isaac, E. M. G.	1,049.74	Keller, W. R.	893.94
Hoare, Mrs. B.	1,381.41	Isherwood, A.	1,195.86	Kellet, C. E.	2,505.99
Hobak, M.	2,525.10	Iversen, R. M.	867.81	Kembry, R. R.	6,542.76
Hobson, W.	485.40	Iwanusi, J. & I.	3,333.24	Kennedy, C.	2,465.91
Hockett, F.	3,408.27	Iwasa, J.	856.92	Kennedy, D. & D.	2,624.49
Hockley, M. F.	3,936.92	Jackson, A.	3,302.13	Kennedy, H. L.	1,497.63
Hodgson, C.	1,179.99	Jackson, G. W.	2,823.34	Kenny, E. E.	3,217.02
Hodgson, W. E.	5,714.76	Jackson, H.	1,111.71	Kent, H. E. & O. M.	4,298.49
Hogan, E.	817.20	Jackson, J.	3,401.25	Kenway, C. B. & A. E.	7,045.47
Holhem, A.	1,360.35	Jackson, J. A.	3,809.42	Kenworthy, S. E.	11,130.54
Holmes, G. A.	1,888.86	Jackson, J. B.	882.57	Kernack, W. A.	1,471.35
Holden, J.	2,828.46	Jackson, M. E.	1,077.96	Kerr, D. K.	2,428.62
Holdsworth, E.	806.21	Jakubow, M.	900.00	Kerr, I. H. & M.	3,267.63
Holland, E. D.	718.38	Jamerson, E. M.	608.81	Kerr, S. F.	1,968.75
Hollier, M.	947.88	James, A. M.	3,375.48	Kerr, W. R.	759.15
Hollinshead, E. G.	6,382.98	James, E. S. & A. M.	6,375.09	Kessler, C.	205.92
Holloway, H. E.	1,722.30	Jamieson, F. G.	3,790.92	Kester, F. A. & J. E.	2,623.53
Holloway, J.	9,651.69	Jamieson, G. A.	662.13	Ketchum, L.	491.45
Hollstan, E. C.	2,948.93	Jamieson, P.	4,299.45	Keys, Dr. D. N.	6,758.22
Holmes, A.	934.17	Jansema, J.	2,001.93	Kibbler, J.	3,057.00
Holmes, A. H. & M.	1,968.39	Jansen, A.	1,041.03	Kibblewhite, E. J.	4,143.78
Holmes, T. L.	1,547.61	Jansons, E.	1,544.48	Kiberman, M.	851.70
Holowaychuk, L. E.	1,789.98	Jarema, J.	1,420.31	Kidd, J. M.	849.54

## STATEMENT No. 322—Continued

NAME	AMOUNT	NAME	AMOUNT	NAME	AMOUNT
Kidd, T. W., Estate	\$ 1,161.09	Langworthy, N.	\$ 950.04	Loomis, R. D.	\$ 7,635.24
Kiduff, N. E.	5,766.81	Lapierre, C. A.	2,382.15	Loos, F.	566.68
Kilert, E.	2,856.06	Laplanche, M. E.	3,313.86	Loos, P. G.	112.16
Kilgour, W. B.	1,049.37	Large, E. E.	2,552.58	Lord, C.	1,220.91
Kimmel, L.	2,454.42	Larsen, M. K.	271.02	Lord, G. S.	3,585.15
King, C. D.	2,296.91	Larsen, N. M.	929.67	Lorentzen, E.	1,401.51
King, F. A.	3,374.33	Larsen, P.	1,140.09	Loughlin, L.	2,132.04
King, G.	4,149.38	Larson, E.	1,275.15	Lovdahl, W.	1,101.42
King, G. L.	899.01	Larson, H. L.	9,594.90	Love, F.	3,043.92
King, Mrs. J. W.	676.58	Larson, M. G.	4,302.84	Lovell, L. R. & F. L.	2,915.82
King, R. H.	7,095.84	Larson, R.	1,680.30	Lovestad, N. W. & E. L.	3,880.38
Kinghorn, J.	4,241.10	Latour, J. W.	607.80	Lovig, P. M.	1,373.79
Kingston, H. T. & E. M.	4,144.14	Lattes, E. I.	4,158.54	Low, A. F.	966.57
Kinnaird, K. C. A.	1,394.73	Lauber, K. A.	1,494.00	Low, E. M.	1,127.58
Kinsella, M. O.	1,294.26	Lauer, M. R.	2,648.81	Low, M. R.	3,306.00
Kinsey, H.	7,698.66	Lautt, W. H.	1,520.52	Lowe, J. A. S.	2,609.22
Kirby, A. R., Estate	9,395.44	Lavallee, M. & M. J.	5,266.89	Loyngaard, R. H.	775.80
Kirby, M. C.	6,105.03	Lavell, M. F.	2,356.95	Lucas, H.	4,408.65
Kirk, J.	1,503.81	Laverty, C. M.	8,543.34	Lucas, J.	1,361.10
Kirkham, H.	2,411.19	Law, W.	1,776.78	Lucas, P.	1,114.86
Kirkland, M. M.	772.65	Lawrence, E. M.	3,007.74	Luckwell, A. L.	2,155.53
Kirkpatrick, C.	3,006.39	Lawrence, J. H.	3,976.02	Lucy, G.	1,061.85
Kirkpatrick, I. M.	717.59	Lawton, Mrs. E.	2,007.65	Lund, O. C., Estate	2,174.43
Kitchen, W. G. & I.	2,364.12	Lea, A. P. & D. S.	2,149.47	Lundquist, F. A.	1,232.52
Klar, W. C.	926.14	LeMaistre, P.	605.85	Lyle, P. K.	729.09
Klappeki, C. C.	2,319.44	LeMaistre, R.	605.85	Lynch, S. F. C.	2,994.66
Klappstein, F. H.	1,555.98	Leblanc, J. J.	3,918.51	Lynn, J. P. & A. F.	3,443.28
Klapstein, E. S.	688.05	Lee, M. G.	2,321.61	Lyster, E. M.	1,617.24
Klein, F.	2,544.00	Leeb, W. J.	2,689.29	Lytwyn, G.	1,137.51
Kleine, D.	2,925.32	Leece, T. H.	2,530.20	Macachonic, J., Estate	3,827.28
Knibb, C.	215.00	Leek, M. C. & L. L.	3,612.36	Macaleese, B. P.	3,283.83
Knight, F. E.	4,353.21	Lees, M. J.	5,109.51	Macartney, F.	4,164.72
Knight, L. H.	5,333.94	Lefebvre, J. M.	1,755.60	Macdonald, E. C.	3,729.66
Knight, L. M.	1,140.07	Lefebvre, Y. M. J.	345.48	Macdonald, E. G. & M. F.	9,869.46
Knight, M. J.	693.51	Leinweber, J.	1,306.02	Macdonald, E. M.	2,159.76
Knight, R. M.	1,648.43	Leitch, A. S.	4,220.28	Macdonald, G.	665.28
W. Knight, W. S.	1,484.07	Leithhead, M. J.	1,903.50	Macdonald, J.	3,843.33
Knodel, F.	957.15	Letemotte, D. M.	1,258.68	Macdonald, M. A.	5,338.80
Knodels, H. G.	1,372.47	Lenihan, M.	4,013.04	Macdonald, M. S.	288.65
Knudsen, S.	922.89	Leno, M.	990.48	Macdonell, V. A.	1,378.05
Knudsen, O.	6,290.49	Lentz, E. P.	907.24	Macenko, W. & E. M.	1,628.49
Knudson, I.	3,158.07	Lepard, H. S.	2,811.87	MacEwen, W. H.	1,764.78
Kohn, H.	1,399.47	Lepine, L.	1,088.70	MacGillivray, G. V.	3,025.89
Kondratyuk, O.	844.08	Leslie, M. E.	432.99	MacGillycuddy, I.	475.47
Konigson, H. O.	1,904.25	Lester, C. W.	7,963.77	MacGregor, H. A.	5,426.67
Kooman, S. C.	2,169.93	Leuck, A. M.	609.27	MacGregor, J. G.	5,130.33
Korcek, A.	1,248.87	Leuck, C. S.	609.28	Madhan, C. C.	1,847.94
Korek, W. S. & G. H.	11,812.05	Leuck, J. S.	1,501.26	MacIsaac, J. J.	1,847.94
Koskovich, M. A.	2,818.53	Lever, G.	2,988.24	Mack, E. J.	1,202.70
Kostash, H.	6,766.08	Levesque, L. A. T.	3,204.01	Mackay, C.	2,311.68
Kowton, N.	1,518.21	Lewis, J.	1,972.50	Mackay, M. J.	2,920.95
Krankenborg, J.	1,251.78	Lewis, R. T.	1,141.14	Mackay, T. C.	818.82
Krause, G. G.	1,632.84	Lewis, W. O.	2,031.96	Mackenzie, A. M.	2,573.04
Krause, R. F.	8,493.24	Leyland, J. H.	1,204.76	Mackenzie, D. R.	847.50
Kretschman, E.	4,084.71	Lieskovsky, V.	807.03	Mackenzie, J. K.	3,560.94
Krieger, K. M.	1,531.53	Lightbody, Mrs. G.	906.86	Mackie, A.	2,301.51
Kroecker, H.	2,190.39	Lillevoelden, E.	1,511.19	MacKinnon, E.	2,156.61
Kroening, S.	1,664.79	Lind, G. P.	2,814.90	MacKinnon, S. P.	2,522.35
Krogh, V.	3,947.34	Lindberg, C. W.	1,332.99	MacLachlan, K. G.	7,648.17
Kropp, A. E.	1,877.97	Lindsay, J. R.	832.92	Maclean, A.	1,747.11
Kryczka, M.	1,166.79	Lindstrom, K. B.	2,091.39	Maclean, J.	2,379.72
Kryska, M.	537.54	Link, H. M.	2,333.37	Maclean, R. R.	13,759.62
Kuebach, W. E.	5,727.72	Linn, H. G.	6,250.65	MacLennan, M. E.	740.40
Kunelius, A. L.	11,669.34	Linneboe, J. A. B.	1,170.07	MacLeod, C. M.	6,356.83
Kuzyk, P.	1,335.42	Lisobej, C.	1,786.04	MacLeod, Maxine	889.11
Kyle, Mrs. M. W.	3,128.91	Lister, I. T.	4,494.72	MacLeod, Munroe	7,443.34
Kyle, S. L.	1,780.29	Lister, R. W.	1,938.80	MacLeod, P. D.	3,304.62
L'Heureux, F.	2,968.38	Little, W. J. or G. A.	2,580.78	Macmillan, J. F.	3,494.07
L'Hirondelle, J. N.	348.04	Littelfair, R. M.	7,716.21	MacNaughton, H. F.	2,022.15
L'Hirondelle, N. P.	705.23	Livingstone, C. C.	770.25	MacPhee, J. A.	6,628.59
Laamann, O.	748.20	Lizotte, G.	2,305.48	MacPherson, A. D.	2,047.72
Labanko, V. S.	697.36	Lloyd, D. E.	1,957.02	MacPherson, E. C.	2,316.43
Laflamme, J. P.	1,910.52	Lloyd, L.	1,235.10	MacPherson, M.	8,164.77
Lafay, F. L.	4,318.81	Lobb, M. B.	1,151.19	MacPherson, Mrs. K. V.	2,218.44
Lake, F. H.	4,618.53	Lockman, D.	1,159.89	Mack, E. J.	803.53
Lakusta, M.	1,744.99	Lockman, L. R.	773.20	Maddux, K.	4,639.47
Lambert, C. E.	1,693.50	Loftus, G.	2,224.65	Mader, J.	1,248.61
Lambert, G. I.	1,012.83	Logan, G. D.	1,302.87	Madore, E.	6,373.95
Lambourne, J. W.	2,288.94	Logan, J.	608.79	Mail, S.	1,760.07
Laminman, N.	2,000.97	Logan, James	1,707.06	Maitson, M.	4,971.91
Lance, J. P.	2,362.89	Loiselle, E. A.	6,131.43	Major, Mrs. L.	627.81
Landeryou, J. B.	1,146.82	Lomas, R. E.	2,628.21	Makin, A.	1,474.61
Landreville, R.	1,100.90	Londeau, W.	2,073.09	Mallalieu, W. F.	2,239.91
Lang, R.	984.15	Loney, I. E.	1,389.30	Malloy, M.	3,491.25
Lang, R. N. & M.	2,292.31	Long, C.	7,036.02	Maluish, S. M.	899.11
Lang, W.	1,601.25	Long, G. S.	3,013.53	Maylon, M. W. & S. T.	3,027.41
Lang, W. A. & J. H.	8,550.02	Long, M. E.	866.34	Manley, L. J.	1,529.79
Lang-Hodge, A. E.	5,299.32	Longman, E. L.	3,796.74	Manning, H. M.	4,241.81
Langford, E.	4,940.91	Longmore, J. & O. I.	5,761.86	Manning, S.	6,163.77
Langlois, S.	434.62	Lonsbury, W. P.	1,440.87	Marchak, A.	1,177.95



## CASH PAYMENTS

499

## STATEMENT No. 322—Continued

NAME	AMOUNT	NAME	AMOUNT	NAME	AMOUNT
Marchmont, S. A. & S. B. ....	\$ 1,093.83	McGregor, D. M. ....	\$ 2,443.42	Miles, H. R. A. ....	\$ 3,870.21
Marcoux, A. ....	1,390.50	McGruther, J. R. ....	1,708.86	Miles, K. M. ....	2,463.12
Margach, D. J. ....	3,085.92	McGugan, A. W. ....	5,148.48	Miletich, D. ....	1,377.42
Mariancy, J. ....	943.35	McGuire, O. W., Estate	17,639.17	Millar, M. H. ....	4,179.99
Marion, F. E. ....	1,356.73	McIlwaine, M. ....	1,567.35	Miller, A. ....	2,563.30
Marsh, H. J. ....	1,818.42	McInerney, A. P. ....	2,858.10	Miller, A. B. ....	1,963.68
Marshall, E. ....	1,637.94	McInnes, M. ....	2,138.22	Miller, A. H. ....	4,122.48
Marshall, G. ....	410.97	McIntyre, C. F. ....	2,566.86	Miller, E. ....	2,437.95
Marshall, J. H. ....	2,577.36	McIntyre, D. C. & H. ....	1,102.68	Miller, E. C. & M. ....	7,343.25
Marshall, L. M. ....	1,731.39	McIntyre, J. T. ....	945.03	Miller, N. M. ....	1,965.60
Martell, G. L. ....	3,907.38	McIntyre, M. M. ....	1,250.02	Miller, P. ....	1,690.76
Martell, H. E. ....	8,719.14	McIntyre, W. P. ....	3,728.27	Miller, R. W. ....	1,549.80
Martin, D. Q. ....	4,216.29	McKay, D. ....	2,106.27	Miller, R. W. C. ....	5,608.16
Martin, F. G. ....	2,605.71	McKay, J. A. & G. H. ....	10,062.63	Millican, J. A. H. ....	1,082.91
Martin, H. G. & D. E. ....	3,112.08	McKay, J. W. ....	2,507.55	Mill, J. R. ....	4,735.71
Martin, J. ....	2,885.94	McKee, M. F. ....	835.50	Mill, S. W. ....	9,028.50
Martin, M. J. ....	1,461.45	McKenna, C. M. ....	1,179.63	Mill, S. W. ....	3,672.06
Martinek, J. ....	1,505.49	McKenzie, J. M. ....	4,870.68	Mill, E. M. E. ....	2,632.71
Martland, R. & A. ....	10,095.81	McKenzie, W. S. ....	1,375.02	Milner, R. M. ....	1,609.11
Martyniuk, P. ....	1,642.05	McKerrich, D. A., Estate	790.35	Milutinovich, V., Estate	2,655.15
Mash, B. H. ....	628.50	McKim, R. ....	1,128.30	Miniey, I. ....	1,140.41
Mason, A. H. ....	2,191.68	McKinnon, J. R. ....	2,983.05	Missal, W. ....	1,277.55
Mason, F. M. E. ....	890.34	McKinnon, K. ....	1,450.53	Misson, J. V. ....	1,443.60
Mason, Mrs. I. ....	5,211.93	McKinnon, L. A. ....	493.89	Mitchell, A. ....	1,095.63
Massey, F. J. ....	585.63	McKinnon, M. ....	1,639.86	Mitchell, E. ....	2,344.14
Massey, S. C. ....	5,223.30	McKittrick, E. A. ....	3,033.39	Mitchell, M. C. ....	1,244.52
Mastall, M. ....	1,099.98	McLachlan, J. F. ....	5,724.72	Mitchell, P. & O. ....	4,050.09
Mather, J. ....	6,186.73	McLaughlin, D. ....	1,833.59	Mitenko, P. E. ....	1,387.95
Matheson, D. ....	1,232.17	McLaughlin, W. ....	1,241.25	Moffat, V. G. ....	1,750.14
Matheson, G. A. M. ....	4,174.95	McLean, A. W. ....	1,118.20	Moffat, W. M. ....	1,474.34
Matheson, J. ....	2,573.28	McLean, E. F. ....	5,540.46	Moffet, F. A. ....	2,874.63
Mathews, R. ....	2,772.18	McLean, M. A. ....	934.86	Moir, M. L. ....	1,772.91
Mathison, P. S. ....	4,180.59	McLean, R. D. ....	2,495.82	Molyneux, A. ....	996.00
Matson, E. S. ....	1,349.58	McLeod, A. E. ....	1,033.77	Molyneux, I. M. ....	669.15
Matthews, G. ....	1,156.35	McLeod, J. A. ....	5,329.71	Molzani, H. ....	1,836.93
Matthews, J. ....	381.00	McLeod, J. E. ....	668.07	Monroe, E. ....	1,400.43
Matthews, J. S. ....	1,294.38	McLeod, L. ....	1,066.80	Moodie, M. G. ....	1,160.01
Matthews, M. P. ....	377.07	McMahon, J. D. & E. ....	4,672.77	Moody, D. A. ....	2,377.53
Mauchline, D. C. ....	793.23	McMillan, D. ....	1,176.26	Moore, J. ....	1,369.68
Mawson, F. ....	2,461.56	McMillan, Mrs. E. ....	7,755.06	Moore, C. W. ....	1,858.35
Mawson, S. L. ....	1,195.98	McMillan, R. & C. ....	1,880.76	Moore, D. W. ....	1,423.05
Maxwell, S. R. ....	213.08	McMullen, G. A. ....	1,361.94	Moore, J. H. ....	6,004.34
Maxwell, W. ....	3,118.62	McMullen, R. A. & M. H. ....	524.43	Moore, M. B. ....	5,261.91
Mayer, R. H. ....	774.00	McNamee, J. L. ....	4,231.41	Moore, R. ....	1,128.18
Mayer, S. ....	2,210.34	McNamee, P. ....	1,815.87	Moore, R. R. & M. L. ....	8,788.11
Mazur, Mrs. D. ....	436.62	McNeil, A. ....	1,963.92	Moore, W. ....	3,121.65
Mazurek, A. M. ....	2,266.45	McNeill, E. N. ....	3,469.15	Moorehead, W. W. ....	750.00
McAndrew, J. ....	1,246.21	McNeill, J. O. ....	1,706.07	Moos, I. ....	1,362.30
McBain, B. J. ....	9,070.29	McNeill, R. ....	15,036.83	Moran, J. ....	1,134.84
McBain, D. C. ....	5,941.02	McNeill, R. N. ....	1,883.23	Morgan, D. J. ....	917.26
McBain, J. R. ....	1,387.47	McPherson, R. ....	130.39	Morgan, Mrs. O. ....	1,216.80
McBride, F. A. ....	2,579.22	McPherson, W. R. ....	1,556.22	Morgan, W. I. ....	4,397.97
McBride, W. C. ....	1,488.93	McQuarrie, G. H. ....	1,673.16	Morgan, W. I. ....	3,597.48
McCaffrey, P. ....	2,181.33	McQueen, B. O. ....	902.55	Morin, J. A. ....	4,013.16
McCallum, A. F. ....	4,039.32	McQueen, E. M. ....	4,033.05	Morris, J. P. ....	1,721.82
McCallum, A. W. C. ....	3,952.89	McRae, G. M. ....	3,823.25	Morris, K. ....	1,895.52
McCallum, D. H. & K. ....	7,287.45	McRae, M. E. ....	1,779.18	Morrison, C. F. ....	1,621.11
McCallum, F. ....	1,626.18	McVay, K. ....	1,270.65	Morrison, D. F. ....	6,589.47
McCallum, G. ....	878.22	McWalter, W. ....	6,359.95	Morrison, N. C. ....	318.00
McCallum, J. ....	3,138.72	McWilliam, M. H. ....	1,585.28	Morse, R. L. ....	2,798.24
McCallum, Marjory G. ....	4,931.22	Meakin, W. ....	2,406.60	Mortenson, H. K. ....	1,829.47
McCallum, W. F. ....	90.42	Meerkirk, C. ....	960.00	Mosher, C. ....	4,059.02
McCardell, W. H. & S. H. ....	2,250.69	Meharg, A. B. ....	986.67	Mosley, A. K. ....	954.96
McCarthy, E. ....	1,843.35	Meharg, J. ....	291.89	Moss, R. P. ....	5,295.57
McClain, D. ....	1,829.91	Meier, D. P. ....	5,464.56	Mossman, E. G. ....	4,003.62
McClelland, A. C. ....	8,521.20	Meiklejohn, M. ....	4,047.44	Mould, Mrs. W. ....	4,331.40
McCleintock, H. H. ....	1,680.78	Meister, M. L. ....	2,144.76	Mowat, M. A. ....	3,332.18
McCintion, L. A. ....	1,016.94	Meldrum, G. V. ....	2,992.47	Mueller, A. ....	719.54
McCray, J. M. ....	6,203.94	Melhus, N. S. ....	1,510.49	Mueller, W. ....	973.62
McCray, L. W. ....	5,545.29	Melin, M. C. ....	1,666.48	Muir, J. A. ....	3,866.22
McCraig, J. M. ....	3,474.39	Mellan, J. J. ....	2,791.41	Muir, J. L., Estate	936.76
McCullagh, D. G. & N. ....	3,457.92	Melling, P. ....	3,293.88	Mullen, M. I. ....	6,029.25
McCulloch, B. ....	267.30	Melnyk, J. J. ....	1,145.13	Mumert, E. S. & O. W. ....	2,923.34
McCulloch, R. V. ....	6,738.36	Melnyk, J., Estate	8,732.23	Munro, A. J. ....	6,261.06
McDonald, J. E. ....	1,718.91	Melnyk, N. ....	4,377.30	Munro, E. ....	2,467.59
McDonald, J. N. ....	1,406.73	Melson, N. ....	4,843.86	Munroe, I. M. ....	982.44
McDonald, R. D. ....	1,986.42	Mercer, C. ....	1,854.60	Murland, G. ....	1,487.10
McDonald, V. ....	2,500.17	Meredith, L. V. ....	829.08	Murphy, V. ....	4,246.44
McDonough, R. ....	3,441.33	Mesoks, K. E. ....	1,088.49	Murray, A. E. ....	2,857.02
McDougall, A. ....	5,656.05	Metz, H. J. ....	1,481.04	Murray, F. E. M. ....	709.71
McEachern, G. C. ....	1,683.69	Meyer, F. ....	1,585.28	Murray, G. ....	5,217.99
McErlane, M. ....	1,021.05	Michie, T. C. & M. C. ....	1,275.39	Murray, J., Estate	3,881.17
McFadden, C. W. ....	3,276.81	Middleton, D. G. ....	11,446.50	Murray, James ....	2,671.60
McFarland, C. N., Estate	1,861.50	Middleton, J. A. ....	1,093.44	Murray, T. B. ....	3,411.93
McFarland, W. H. ....	3,251.40	Mietzner, G. ....	8,722.33	Mustard, A. R. ....	1,759.83
McGeachy, E. ....	2,603.28	Milbank, R. J. & I. W. ....	1,329.12	Myren, O. H. ....	594.96
McGeachy, S. ....	4,938.63		4,763.43	Nairn, J. G. ....	4,601.22
McGill, H. J. ....	1,031.94				
McGrath, J. J. ....	1,758.60				
McGrath, W. D. ....	11,595.03				

## STATEMENT No. 322—Continued

NAME	AMOUNT	NAME	AMOUNT	NAME	AMOUNT
Narum, J. H.	\$ 1,334.34	Page, D.	\$ 3,273.18	Piduchney, A.	\$ 4,219.92
Nassichuk, P.	1,344.36	Page, D. A. & M. E.	985.59	Pierce, D.	1,706.82
Neal, C. M.	1,262.55	Page, S. F.	3,759.33	Pirie, J. R.	4,685.13
Neal, E. F. S.	2,108.22	Pagel, A.	1,069.35	Piska, L. L.	1,119.88
Nelson, Alberta	2,116.80	Pagel, G.	1,069.35	Pitcher, C.	584.75
Nelson, Arne	2,193.42	Paget, M.	1,311.57	Pitcher, M. & F.	5,037.75
Nelson, E. H.	1,626.76	Pallister, E. J.	799.96	Plamondon, R.	4,071.22
Nelson, J. B. H.	1,468.08	Palmer, A. A.	2,318.01	Pletzke, L.	873.51
Nelson, R. A.	5,467.71	Palmer, A. W.	998.19	Pleves, J. E.	3,585.27
Nelson, T. H.	547.13	Palmer, B.	237.78	Plomp, E.	1,297.55
Nent, W. B.	2,131.44	Palmer, D.	2,763.76	Podesta, M. D.	3,568.70
Nepstad, E. T. & I. H.	6,086.40	Palmer, Mrs. B. L.	2,091.51	Poff, E. H. & D. V.	7,812.21
Nesting, T. S.	5,819.27	Palotas, F.	907.26	Polege, E.	804.45
Newcombe, F. H.	5,964.00	Pals, I.	1,114.92	Pollard, R. N.	1,549.68
Newel, E. A.	1,117.14	Paradis, L.	684.66	Pooke, M.	843.24
Newing, A. W.	1,031.82	Parasiuk, P.	1,033.41	Porter, L.	1,171.17
Newman, W. J.	2,551.98	Parisil, F. C.	6,475.44	Postma, Mrs. A.	1,139.70
Newson, H. G.	3,705.33	Park, Mrs. E.	2,844.06	Pradzynski, J. & M.	1,235.19
Newton, L. S.	628.98	Parker, E.	2,285.97	Pratley, F. H. & E. K.	1,686.36
Nichol, O. L.	448.96	Parler, Robert	1,769.64	Pratley, R. D.	2,106.51
Nicholls, E. R.	1,677.51	Parker, Ronald	2,295.24	Prato, M. R.	1,581.15
Nichols, H. S.	1,346.31	Parkinson, F. F.	2,834.25	Pratt, Mrs. A. A.	605.85
Nichols, P. A.	1,940.91	Parks, A. P.	1,992.16	Prece, F.	2,727.08
Nicot, J.	1,940.91	Parks, C. D.	2,539.14	Preece, H. K.	1,568.70
Nicoll, Mrs. M. F.	4,666.83	Parkyn, B. A.	1,068.39	Prelusky, F.	5,436.72
Nicoll, W., Estate	1,048.88	Parhall, H. W.	1,452.96	Preson, M.	3,323.66
Nicolson, M. S.	5,610.90	Parson, H. M.	4,004.40	Prest, Mrs. N.	1,261.95
Niedzballa, J.	1,932.81	Parsons, A. T.	2,884.98	Prezek, G.	2,204.31
Nielsen, D.	1,057.26	Parsons, H.	4,697.08	Price, A. M.	2,332.47
Nielsen, H. S.	1,364.49	Pastermack, D. S.	8,400.99	Price, E. R.	1,484.67
Nielsen, J.	1,960.41	Pastor, J. Estate	1,983.66	Price, J.	426.08
Nielsen, P. H.	907.62	Patch, J. M.	829.08	Price, Mabel	218.63
Nielsen, S. B. V.	1,074.21	Paterson, I. C.	4,716.84	Price, Margaret	2,560.99
Nielsen, T. S.	505.45	Patterson, F.	2,393.28	Primeau, F. M.	2,042.97
Nielson, E.	1,711.77	Patrick, J.	888.63	Pringle, G. F.	3,590.70
Niemann, W.	3,862.23	Patrick, J. W.	9,271.11	Prinard, J. & E.	9,728.83
Nitschke, Mrs. E.	549.81	Patrick, R. J.	1,387.47	Proctor, J. A.	2,702.95
Noah, Mrs. A.	847.71	Patterson, A. T.	2,592.30	Proctor, R. L.	1,457.45
Noble, J. D.	5,094.63	Patton, W. A.	1,375.86	Prokop, D.	3,575.88
Noble, M. E.	3,612.44	Paul, A. D.	4,806.30	Proskow, L. M.	1,867.74
Noble, W. C. & E.	2,209.77	Paull, A. M.	9,330.18	Proudley, L.	3,806.11
Noonan, O. A.	6,598.92	Paxton, J.	3,812.10	Prowse, A. H.	2,436.77
Norden, E. B. P.	5,555.10	Payne, N.	2,630.67	Pugh, F.	1,123.22
Nordtorp, A.	2,039.58	Peachey, B.	2,065.89	Pugh, K. A. & V.	13,120.11
Noren, L. W.	2,013.66	Peacock, E. V.	6,244.32	Pullyblank, C. J.	1,507.65
Norgaard, K. M.	1,891.05	Pearce, C. R.	3,040.05	Purdy, K. V.	5,460.88
Norman, C. M.	3,596.64	Pearce, S.	1,990.05	Putnam, R. J.	5,305.05
Norman, J. V.	1,229.13	Pearson, B. M. D.	3,062.58	Puzianowski, A.	2,303.11
Norman, S. H.	1,381.05	Pearson, J. E.	1,359.27	Fyrch, N. E.	4,493.83
Norris, E. F. E.	991.17	Pearson, V.	2,884.74	Pywell, N. E.	1,801.11
Northey, M.	1,621.83	Peart, I. D.	1,773.87	Quartly, P.	1,511.16
Nottebrock, H.	1,429.59	Peck, B. D.	2,325.12	Quinton, M. A.	5,056.33
Nowak, M.	1,003.26	Peck, J. T.	3,024.69	Quinton, R. G.	2,957.72
Nyren, H. J.	1,680.90	Pecknold, E. J. S. & M.	5,323.89	Rabe, J.	432.6
O'Shea, Mrs. E. V.	984.27	Peebles, A.	5,029.86	Rabidou, P. L.	2,133.11
Oates, C. A.	1,679.07	Peebles, C. J. W.	1,457.31	Racette, J. F. R.	5,171.4
Odenbach, A.	431.43	Peebles, E. B.	799.89	Rad, F. W.	3,967.48
Odynsky, W. & H. B.	11,224.71	Peel, W. M.	3,309.99	Rad, M.	2,344.7
Ogle, Mrs. J. M.	605.85	Pears, A. R.	957.53	Radke, C.	1,194.74
Ohlsen, F.	7,351.62	Pellene, A. J.	1,042.71	Raesler, E.	934.3
Okio, J. K.	9,961.44	Pelluet, E. L. E. T.	2,365.32	Raffin, A.	723.1
Olderskog, H.	1,231.97	Penn, D. E.	3,861.63	Raffin, S.	1,060.
Oldfield, J. A.	1,455.67	Penny, D. H.	5,772.43	Raffin, S. H.	2,116.3
Oldam, T.	1,343.28	Pepper, S. E.	5,083.26	Rafter, E. H.	4,719.9
Olesen, Mrs. D.	1,364.22	Percival, F. M.	2,753.16	Rafus, I. P.	1,002.
Olesky, A.	1,022.64	Perkins, M. M., Estate	1,828.11	Rahn, F. C.	702.2
Oliver, I.	8,882.22	Perkins, V. B.	2,439.99	Raho, E.	1,461.
Oliver, A. J.	340.65	Persson, S. D.	2,872.41	Raine, G. S.	3,697.7
Oliver, L. E.	1,326.96	Peter, H. A.	2,420.28	Raistrick, W.	12,031.
Olsen, J. E.	1,902.90	Peters, A.	4,407.36	Ramsay, B.	579.
Olsen, N.	3,666.00	Peters, H.	1,287.48	Ramsay, C.	579.
Olson, Edgar J.	1,387.47	Peters, R. E.	2,017.83	Ramsay, K.	579.
Olson, Elmer J.	1,650.27	Peters, W.	1,620.12	Ramsay, L.	579.
Olson, M.	965.97	Petersen, S.	5,238.57	Ramsey, J. H.	1,772.
Olson, P.	382.31	Peterson, A. E.	1,255.29	Ramsey, S. A.	7,271.
Olynnyk, S. P.	656.34	Peterson, B. I.	1,584.30	Ranche, C. O.	11,759.
Oman, M. F.	921.54	Peterson, E.	570.87	Rankine, F. C.	2,231.
Omand, F. C.	2,881.47	Peterson, H. O.	1,226.25	Ranney, E. L.	3,167.
Omara, A.	1,837.41	Petley, H.	1,633.32	Rapson, L. A.	885.
Opanavicius, L.	1,864.05	Petley, R.	1,767.81	Rasmussen, M. B.	3,784.
Ordos, M.	851.70	Petrauskas, A.	827.73	Ratzlaff, R.	2,161.
Orn, A. T.	2,248.14	Petrie, A. E.	1,745.91	Rawlings, J.	2,308.
Osterland, H. S.	1,033.41	Petrie, A. S.	2,382.99	Reay, V.	858.
Ouimet, J. E.	1,480.56	Petrie, C. L.	1,832.82	Redden, E. E.	2,102.
Owen, E. E.	451.70	Pfeifer, E. I.	1,368.60	Redmond, C. A.	6,417.
Owen, P.	4,806.66	Pharrill, R. V.	977.61	Redmond, F. G.	4,868.
Ozols, A. E.	524.28	Phillip, E.	1,339.17	Reed, J. A.	379.
Pacioni, A.	795.54	Phillips, E. G.	1,483.40	Reed, L. W.	2,583.
Packford, A.	3,955.68	Phipps, G. E.	395.00	Reed, T. J.	1,281.
Padley, A. C.	1,149.48	Pick, C. F. W.	1,246.56	Reed, D. G.	1,637.
Page, A. G.	1,771.08	Pickles, J. A.	2,285.67	Rees, F. M.	2,370.

## CASH PAYMENTS

501

## STATEMENT No. 322—Continued

NAME	AMOUNT	NAME	AMOUNT	NAME	AMOUNT
Rees, H.	\$ 3,074.19	Rouse, J. H.	\$ 5,206.71	Seddon, D.	\$ 945.87
Rees, W. A. R. & L. E. J.	5,035.20	Rouse, R. D.	4,382.47	Seibel, H.	1,761.51
Reesor, W. C.	2,788.26	Rousselle, A. D.	1,892.74	Seibel, L.	3,96.92
Reeves, C. H.	2,248.14	Routh, E.	1,887.54	Self, E.	1,191.99
Reeves, E. M.	10,172.43	Rowan, J. R.	3,083.01	Self, G. T. & D. E. M.	4,226.65
Reid, A.	2,404.77	Rowand, E. F.	3,947.55	Sellar, E. M. W.	3,753.15
Reid, E. P.	912.48	Rowe, L. H. & B.	2,679.09	Selover, C. E.	1,827.60
Reid, M. L.	2,247.90	Rowe, L. V.	189.18	Semenuk, C.	1,679.07
Reid, Mrs. A. L.	2,789.85	Rowland, M. A.	969.12	Senf, T. V.	1,571.97
Reid, N.	900.08	Rowley, E. B.	2,054.22	Senz, M. A.	3,344.85
Reinhold, R. W.	1,788.27	Royds, G.	6,095.85	Sequin, J. A.	2,315.82
Reining, O. F.	2,577.51	Rozell, A. T.	993.45	Service, Mrs. M.	4,760.79
Remeika, J.	1,650.63	Rudd, J.	2,416.53	Severance, E. A.	3,048.78
Reneerkens, A. W.	625.83	Ruddick, Mrs. J.	1,484.79	Severin, V.	1,108.83
Reneerkens, M.	1,961.37	Rudolph, A. W.	2,969.61	Seyl, E.	2,231.07
Rennie, E.	1,507.32	Ruggles, C.	1,899.15	Seymour, M.	824.58
Rennie, R.	702.83	Runcer, R.	2,583.33	Seymour, V.	1,486.50
Reno, S. A.	1,140.42	Rushworth, M. G.	2,183.61	Shaddick, S.	1,322.82
Renspie, E. F.	1,339.29	Russ, N.	1,056.78	Shantz, H. M.	547.20
Renton, Mrs. A.	897.96	Russell, B. L.	1,191.63	Sharp, E.	3,715.62
Renton, P.	1,014.27	Russell, E. E.	1,930.02	Sharp, J. W.	5,072.85
Revell, M. W.	3,727.98	Russell, G.	1,203.96	Shaver, E. P.	9,987.72
Rheume, A. J.	2,436.75	Russell, T.	1,572.93	Shaver, L.	1,844.55
Rheume, M. R.	1,502.97	Russell, V. B.	2,701.95	Shaver, M. R. A.	1,327.32
Rhodes, J. H.	1,525.59	Rutherford, M. E.	839.25	Shaw, J.	2,769.63
Rice, R. G.	1,237.50	Ryan, K. A.	1,326.60	Shaw, M. L.	2,670.12
Richards, M. H.	952.43	Rymer, E. M. & E. P.	7,345.20	Shaw, Margaret E.	3,454.05
Richardson, B. A.	2,737.35	Saboe, Mrs. M.	1,332.15	Shaw, Mary E.	1,120.20
Richardson, W. L.	2,634.78	Safir, F.	1,945.14	Shaw, R.	3,248.73
Richel, H. M.	3,901.92	Safran, Mrs. E.	4,459.59	Shaw, W. G.	4,783.32
Richett, E. M.	3,257.94	Sakaluk, A.	899.15	Shawne, F. C.	2,566.86
Riddell, J. & G.	890.07	Salkeld, M. Estate	6,173.91	Shaver, J. W.	2,947.56
Riedinger, F.	2,536.59	Samoil, S. D.	1,784.04	Shedden, H.	1,720.83
Rintoul, J.	2,437.23	Sampson, W. F.	3,129.04	Shelland, N. G.	1,138.47
Ritchie, D. C. & J.	9,812.19	Sampson, B. M. Estate	1,160.89	Shelton, A.	1,274.79
Ritchie, H. R.	1,467.12	Samuel, I.	1,940.19	Shemilko, S.	2,769.27
Ritchie, Mrs. A. M.	1,794.33	Sandberg, H. I.	1,188.24	Shenton, H.	2,284.20
Riviere, R. A.	3,985.32	Sands, G. S.	5,035.28	Shepard, R. F.	3,551.49
Robb, M. J.	2,698.92	Santarossa, A.	1,117.89	Sheppard, D. J.	1,288.47
Robbins, G. E.	2,461.44	Sarsfield, L. A.	1,809.21	Sheptycki, W.	1,392.69
Roberge, E. G.	2,127.23	Saul, H. M.	3,292.44	Sherbuk, T.	1,675.20
Roberge, J. E.	2,938.66	Saunter, C.	2,885.02	Sheriff, A.	2,755.95
Robert, R.	653.79	Sauve, M. E.	1,123.71	Shes, S. W.	1,764.30
Robert, R. G.	324.98	Savage, P.	1,002.78	Shillabeer, W. E.	2,346.54
Roberts, A. J.	1,376.22	Sawak, S.	1,453.48	Shipton, C. T.	9,081.23
Roberts, D. M.	6,969.09	Sawyer, A.	1,206.74	Shonn, H. R.	1,030.74
Roberts, H. E. R.	3,362.76	Sawyer, C. or H. A.	1,751.10	Shoop, Y. E.	4,619.76
Roberts, M. E.	4,738.96	Schendzielorz, I.	3,343.41	Short, J.	902.31
Roberts, R. H.	5,539.14	Scherfer, R. W.	2,134.71	Short, W. A.	1,303.83
Roberts, W. W.	2,937.15	Scheuchner, A. R. & M.	894.69	Short, J. H.	3,205.77
Robertson, C.	1,795.36	Schlamp, H. B.	819.87	Shott, E. D.	5,379.45
Robertson, J. C.	3,196.32	Schleindler, S.	1,603.41	Shute, D. E.	2,125.90
Robertson, R.	1,193.19	Schloegl, S. or E.	3,817.40	Shymoniak, S.	6,461.04
Robertson, R. A.	5,788.14	Schmid, A. T.	1,051.92	Sidoroff, A.	2,911.14
Robinson, E. C.	1,303.54	Schmidt, H.	858.50	Siemens, J.	1,430.00
Robinson, F. A.	3,163.93	Schmidt, J.	7,760.71	Silcox, M.	9,380.28
Robinson, G. H.	1,164.15	Schneider, D.	3,702.06	Silver, E. L.	3,785.61
Robinson, L. M.	1,702.56	Schneidt, G. R.	6,105.63	Silver, J. M.	930.75
Robinson, M. M.	1,931.79	Schneidt, M. E.	2,639.44	Simard, L. A.	2,815.14
Robinson, N. D.	2,268.48	Schneidt, M. F.	2,089.08	Simoneau, F.	833.58
Robinson, T.	2,228.76	Schofield, R. or D.	693.36	Simons, E. B.	1,293.30
Roblin, V., Estate	106.49	Schollar, W. H.	1,875.66	Simons, D. C.	2,997.93
Robson, R. L. & E. C.	4,445.19	Schradler, D.	379.42	Simonsen, J.	4,002.87
Rocke, H. P.	2,387.58	Schrag, Dr. A. R. & R. E.	7,568.04	Simson, J. G.	4,983.03
Rockwell, H. P.	936.79	Schrag, Mrs. E. M.	8,348.28	Simson, J. N.	1,791.30
Rodberg, C. J.	2,713.20	Schrag, R. E.	4,032.21	Simson, J. G.	1,581.16
Rodberg, F. A.	4,494.96	Schroder, J. H.	2,857.05	Simson, J.	3,302.13
Rodberg, G. S.	3,826.02	Schubert, K. C.	1,539.87	Simpson, R. G. & B. G.	1,454.91
Rodgers, W. P.	1,288.47	Schuck, M. M.	2,650.00	Sinclair, D. S. & M. H.	7,415.40
Roebuck, M.	1,152.27	Schultz, A.	1,205.55	Sinclair, I. A.	2,566.86
Roffey, M. E.	1,720.59	Schur, W. M.	349.45	Sissons, P. M.	996.36
Rogalsky, W.	809.22	Schweitzer, J.	2,095.86	Sitters, L. G.	2,593.14
Rogers, E. M.	2,801.46	Scofield, F.	1,899.39	Sjolie, L. A.	2,621.46
Roggeveen, P. A.	903.15	Scorah, G. E.	6,115.92	Skene, C. M.	2,564.43
Roller, N.	1,022.16	Scott, E. D.	7,037.73	Skierkowski, N. L.	1,030.73
Roper, A. V.	5,292.18	Scott, G. L.	3,196.80	Skilling, G. H. M.	2,044.41
Roper, C. E.	3,296.79	Scott, I. M., Estate	905.10	Skinner, N. G.	4,432.11
Rose, E. M.	2,048.40	Scott, J. C.	3,006.70	Skjott, A. M.	2,956.41
Rose, S. E.	1,011.75	Scott, M. E.	1,477.17	Slavik, W. J.	7,355.85
Rosenthal, R.	1,979.64	Scott, M. I.	665.05	Slevin, M. G.	3,704.97
Ross, H.	1,305.78	Scott, Mrs. E. L.	2,097.93	Sloan, D. L.	2,383.59
Ross, H. B.	5,449.68	Scott, N. W.	1,110.39	Sloan, E. E.	790.71
Ross, H. R. & J. J.	12,778.65	Scott, R. J.	4,741.41	Sloman, E. I. C.	962.46
Ross, J. H.	3,299.70	Scott, V.	1,451.76	Smail, C. G.	2,178.16
Ross, M. M.	1,232.65	Scott, V. M.	4,714.05	Smart, D. D.	2,449.44
Ross, M. P.	1,936.44	Scott, W. G.	7,906.44	Smart, J. B.	1,498.95
Ross, Mrs. E.	1,346.67	Scraba, H. W.	2,005.58	Smelquist, L. W.	2,057.01
Ross, W. K.	2,765.76	Seagrave, J.	2,270.52	Smith, A. F. B.	2,834.18
Roth, D. E.	1,176.24	Seagrave, S. or J. M.	1,700.64	Smith, A. H.	480.20
Roul, N.	1,279.26				
Rourke, G. G.	1,724.97				



## STATEMENT No. 322—Continued

NAME	AMOUNT	NAME	AMOUNT	NAME	AMOUNT
Smith, A. L.	1,976.88	Stowe, W. H.	2,290.74	Thompson, G. M.	1,296.24
Smith, C. A.	2,280.37	Strang, R. A. F.	981.48	Thompson, J. F.	2,083.26
Smith, C. C.	3,833.04	Strashak, V. S.	3,523.40	Thompson, J. H.	1,987.83
Smith, C. F. W.	1,222.74	Strebel, Mrs. E.	1,392.05	Thompson, J. W.	1,049.49
Smith, E. A.	543.83	Stroh, G. C.	4,348.11	Thompson, K.	1,217.16
Smith, E. L.	722.28	Strong, O. I.	1,799.28	Thompson, M. R.	5,782.80
Smith, F. A.	1,181.22	Strudwick, F. H.	5,165.30	Thompson, Mrs. M. P.	2,520.73
Smith, F. E.	3,056.76	Strudwick, V.	1,854.00	Thompson, N. E.	9,197.73
Smith, J. G.	2,634.18	Struk, G.	2,234.22	Thompson, R. G.	695.60
Smith, J. H.	1,977.60	Stuart, A. J.	2,721.93	Thomson, G. A.	6,102.36
Smith, Jacques	1,858.35	Stuart, E. J.	2,596.81	Thomson, G. H. & O. D.	4,695.06
Smith, Joseph	1,691.25	Stuart, H. E.	1,799.12	Thomson, H. E. & O. D.	973.47
Smith, K.	611.54	Stuber, B.	2,028.66	Thomson, James	1,264.14
Smith, L. E.	10,937.47	Sudds, B. S.	2,092.47	Thomson, John	5,414.31
Smith, L. G.	2,042.73	Suffern, H. G.	2,239.25	Thomson, M. M.	1,587.09
Smith, M. C.	1,844.67	Sullivan, A. E. & S. A. G.	3,855.81	Thomson, W. H.	1,917.42
Smith, M. I.	1,676.19	Summers, T. R.	325.86	Thoreson, L. A.	4,510.80
Smith, M. S.	2,207.76	Sunderman, C. W.	1,747.59	Thorne, H. N.	4,374.63
Smith, Mrs. R.	932.82	Sunderman, J. G.	3,186.53	Thorne, Mrs. A. M.	1,519.29
Smith, R. C.	9,082.95	Supernant, L.	494.49	Thorne, R. E.	2,792.22
Smith, R. E.	1,019.97	Sutherland, C. B.	3,473.16	Thorne, S. E.	824.70
Smith, R. J.	2,332.02	Sutherland, J. C.	1,973.85	Thornell, L. E.	2,753.02
Smith, W. J.	1,683.21	Sutherland, J. F.	4,689.36	Thornell, T. J.	544.88
Smitten, M.	6,459.00	Sutherland, M. M.	2,425.35	Thornhill, V.	1,191.99
Smythe, J. W. & L. E.	2,185.08	Sutherland, O. N. & M. A.	3,664.05	Thrun, G. V.	2,550.78
Soderquist, C. E. & E.	2,801.22	Sutton, M.	3,095.97	Tilden, H.	1,330.71
Soley, H. or R. E.	5,832.17	Svensen, A. A. & R.	1,968.75	Timlinson, M. J.	7,181.52
Solomon, M.	2,097.69	Swain, E.	4,985.74	Timmers, C. G.	1,177.08
Somerville, E. L.	4,274.52	Swane, E.	605.73	Tindall, B. F.	1,517.49
Sorenson, F. J.	3,142.39	Swan, J. F.	8,314.56	Tindell, C. C. & E.	1,794.57
Souness, T. L. & J. M.	6,024.30	Swan, M. I.	1,384.44	Tonnes, J. H. G.	4,351.86
Soutar, S. B.	359.88	Swann, F. & R. L.	4,101.81	Tombs, C. H.	904.11
Spacey, Mrs. H.	922.77	Swann, R. L.	591.92	Tomlin, P. M.	2,190.27
Spady, G. J.	1,225.02	Swanson, E. F. & A. M.	2,265.09	Tomlinson, V. L.	2,642.88
Spankie, J.	2,975.28	Swanson, G. W.	5,597.34	Tomm, J.	960.00
Sparby, H. T. & C.	13,003.36	Swanson, R. E.	444.07	Tompkins, W. H.	681.76
Speakman, C. A.	648.84	Sweeney, A.	2,009.79	Toner, J. J.	1,074.45
Spearey, C. M.	1,337.49	Sweet, Mrs. M.	6,783.51	Tonsoo, A.	3,729.42
Speer, M. L.	2,014.65	Sweetlove, M. E.	1,736.34	Tosh, G. M.	2,574.48
Speers, K.	622.92	Swift, W. H.	12,496.23	Trach, M.	730.28
Spence, E.	1,437.60	Swindlehurst, E. B. & L.	1,966.21	Tramhel, A.	2,452.29
Spence, Mrs. A.	1,059.06	Switzer, K. C. & N.	8,679.42	Travers, G., Estate	999.60
Spiesman, O. C.	924.57	Sykes, I. A. L.	2,266.05	Trelenberg, H.	1,956.82
Spink, D.	4,140.87	Sykes, W. T. & A. E.	5,479.08	Trim, P. I.	1,386.39
Spratt, N. W.	3,780.21	Sylvestre, A. & M. A.	5,253.33	Trones, G. A.	918.14
Springbett, D. C.	4,138.71	Symbaluk, W.	2,366.50	Trout, G. K.	3,098.94
St. Clair, M. A.	2,573.76	Symon, A.	2,843.82	Truby, F. S.	999.39
St. Germaine, R.	3,054.09	Symowoniuk, M.	955.44	Trudel, A. M.	1,233.87
Stack, G.	1,348.50	Szalay, P.	5,429.82	Trudel, J. B. R.	262.02
Stanfield, J. P.	2,179.14	Tabak, R.	844.68	Truswell, F.	5,309.46
Stang, B. E.	1,427.79	Tait, B. & H. M.	3,023.82	Trylowsky, Mrs. K.	505.02
Stannard, A. G.	1,787.02	Tait, E. R.	1,580.07	Tucker, A. P.	527.34
Stark, C. I.	2,704.91	Talbot, L. G.	1,778.46	Tuppen, L. J.	3,519.54
Stark, L. B.	5,313.36	Talbot, R. J.	1,139.32	Tupper, F. E.	4,230.45
Stark, L.	1,791.66	Talbot, W. L.	1,796.61	Turnbull, R.	1,692.51
Steel, A.	738.03	Tanasichuk, M.	344.85	Turner, A. R., Estate	1,856.75
Steele, D.	1,390.26	Tanner, N. I.	881.37	Turner, E. H.	790.63
Steele, E.	489.68	Tanner, W. J.	1,954.23	Turner, E. M. D.	762.99
Steele, P.	2,987.88	Taralson, D. A.	212.98	Turton, W. H.	5,468.43
Stein, E.	950.85	Taralson, G.	106.49	Tweedle, N. G.	4,573.26
Steinborn, E.	691.44	Taralson, J.	106.49	Twelveetree, E.	1,908.00
Stenton, E. F.	1,295.37	Taralson, L. B.	212.98	Twelveetree, L.	3,428.25
Stephen, H. O.	1,439.16	Tarnowski, J. J.	2,237.13	Twynning, W. S.	756.81
Stephens, G.	1,758.84	Taylor, A. H.	5,983.98	Underhill, Mrs. A. F.	2,927.85
Stephens, H. & I.	15,380.01	Taylor, A. P.	1,521.84	Unland, Mrs. F. J.	1,689.48
Stephens, H. J. & M. I.	2,995.98	Taylor, C. N.	1,592.23	Unwin, J. H.	1,631.88
Stephens, N. C. & I. A.	678.69	Taylor, E. & S.	2,365.20	Urquhart, M. A.	2,885.16
Stephenson, A.	6,522.54	Taylor, G. A.	2,690.46	Vaartstra, H.	853.53
Stevenson, V. E.	4,567.83	Taylor, G. H.	3,189.30	Vague, H. E.	1,543.75
Stewart, D. H.	3,283.09	Taylor, J. L.	1,202.52	Valens, E. M.	2,776.17
Stewart, F. G.	17,403.72	Taylor, S. M.	1,052.16	Valentine, L. B.	1,807.87
Stewart, F. L.	1,549.92	Taylor, V. B.	1,630.29	Van Brummelen, H. W.	1,019.49
Stewart, I. I.	2,624.85	Teets, C. E.	1,030.62	Van der Gaag, N.	1,041.91
Stewart, J. B.	1,334.77	Telnes, P.	1,365.81	Ban der Meer, A.	1,699.63
Stewart, J. W.	958.83	Tensfeldt, W. P.	2,244.51	Van Heeren, N.	852.43
Stewart, Mabel	168.96	Ternes, L. W.	4,109.88	Van Tamin, J.	3,033.43
Stewart, Marguerite	1,753.05	Tettelaar, K.	3,654.15	Vance, O.	1,752.60
Stewart, N. E.	2,259.99	Teulon, R. E.	737.67	Vandemark, R. E.	1,887.00
Stewart, T.	1,597.50	Thacker, H. M.	918.83	Vandenbor, J. C.	1,215.47
Stickells, S. T.	1,486.86	Thacker, H. F.	2,647.35	Vanhestern, J.	862.11
Stickley, M. E.	2,818.62	Theroux, J.	1,005.57	Vaughan, E.	840.44
Stickney, T. E.	4,804.83	Thom, J. M.	6,915.60	Vaucan, E.	2,439.99
Still, J. M.	1,960.77	Thomas, D. J.	4,423.41	Vencunas, P. & A.	746.83
Stillman, C. E.	755.43	Thomas, E.	3,148.50	Verbicky, D. M.	3,038.99
Stock, J.	4,313.78	Thomas, L. M.	1,168.98	Verdec, C. R.	1,206.27
Stockton, G.	3,223.68	Thomas, O. M.	227.54	Vermeulen, P.	1,198.43
Stokes, T. M.	1,600.65	Thompson, E. C.	1,492.92	Verquin, F. J.	697.43
Stone, A. L.	1,740.69	Thompson, E. E.	1,409.47	Villeneuve, P. E.	4,573.50
Stone, P. J.	930.70	Thompson, E. R.	1,305.39	Vincent, L.	2,615.83
Storie, Mrs. K.	3,600.03	Thompson, F. W.	2,181.69		
Stover, V. V.	3,453.69	Thompson, G.	1,575.72		

## CASH PAYMENTS

503

## STATEMENT No. 322—Continued

Vischer, H. G.	\$ 1,973.37	Wetter, A. B.	\$ 9,196.89	Wise, M.	\$ 1,686.60
Visser, H.	2,356.83	Wheeler, M. A.	375.62	Wishart, D. I.	2,809.35
Von Richthofen, H.	1,214.73	Whelan, M.	2,194.89	Wishart, J. C. M.	2,637.45
Voth, E. A.	2,004.36	Whitbread, B. J.	5,006.25	Witwer, C. W.	5,644.56
Vowel, C.	3,881.82	White, E. W. & N. E.	6,106.74	Wolbst, H.	1,079.40
Voyer, G.	1,741.17	White, H. G.	1,908.45	Wolcott, J. W., Estate	9.32
Vrba, C. H.	32.18	White, J. P.	6,310.08	Wolfe, W. R.	1,618.92
Waddell, L.	2,133.27	White, M. E. G.	1,930.26	Wolk, J.	1,646.76
Waddell, R. C.	1,013.55	Whiteside, E. V.	2,019.24	Womersley, E.	1,745.79
Waddington, H. F.	1,167.90	Whitaker, R. E.	2,147.67	Wood, A. M.	3,670.38
Wade, R.	4,733.55	Whittingack, E. E.	1,069.47	Wood, Edith	2,216.55
Wadsworth, T. F.	1,648.59	Whyte, C. N.	1,890.81	Wood, Ernest	3,999.24
Waggoner, B.	1,445.82	Wicks, C. E.	2,015.01	Wood, F. M.	2,589.99
Waldren, J. E.	2,269.92	Wicks, E. M.	674.37	Wood, W.	3,748.56
Waldron, L. M.	2,024.91	Wiehler, H. G.	1,443.27	Woodfield, C.	2,251.53
Walker, A. A.	741.78	Wiggins, E. A.	1,642.57	Woodford, A. G.	698.46
Walker, I.	2,512.26	Wigston, T.	3,785.49	Woodman, A. I.	2,566.86
Walker, J. E.	5,112.66	Wigzell, H. A.	922.39	Woodworth, O. M.	3,042.48
Walker, K. H.	7,078.89	Wilcox, B. E.	1,087.81	Woolridge, M. M.	1,647.24
Walker, L. S.	1,850.25	Wilcox, H.	851.46	Woolven, E. J.	1,478.13
Walker, M. J.	3,282.39	Wildbore, W. H.	463.76	Wootton, R.	1,140.18
Walker, Mrs. P. I.	3,855.69	Wilkinson, Mrs. A.	1,202.52	Woytkiw, N.	2,674.47
Walker, W.	921.66	Willems, A. F. A.	1,150.95	Woznicka, G.	903.27
Wallace, J. A.	1,659.48	Willes, A. E.	1,949.52	Wray, W. M.	3,529.44
Wallator, S.	3,513.24	Williams, A.	5,255.25	Wreggett, J. J.	2,400.90
Walsh, Mrs. E. V.	723.27	Williams, D. E.	4,049.85	Wright, T. H.	369.43
Ward, G. A.	1,471.98	Williams, E. T.	4,182.87	Wynne, F. B.	7,176.49
Ward, J. E.	5,953.98	Williams, I. L.	1,232.28	Wynnychuk, H. J.	2,215.71
Ward, R. M.	10,343.25	Williams, J. A.	1,879.41	Yanik, L.	3,202.07
Ward, R., Estate	4,089.06	Williams, J. L. & E. H.	2,425.95	Yanke, C.	748.95
Wardlaw, D. M.	2,044.05	Williams, L. P.	3,446.40	Yarwood, N.	1,199.85
Warman, F. I.	1,180.95	Williams, Lillian E.	538.20	Yauch, C. E.	1,199.85
Warren, E. H. F.	265.76	Williams, Louise E.	2,669.64	Yeates, J. E. & J.	6,531.12
Watkins, J. M.	1,438.29	Williams, M. R.	1,775.19	Yed, E. M.	2,623.45
Watters, F.	1,231.44	Williamson, D. G.	2,348.85	Yelenik, J.	3,559.74
Watters, H.	1,210.26	Williamson, I.	2,348.85	Yendall, H. L.	581.16
Wasdal, J. C.	685.38	Willie, C.	685.98	Yendall, W.	912.48
Wass, A.	1,828.83	Willis, W. R. D.	3,862.20	Yerk, B. I.	2,198.62
Waters, C. M., Estate	14,527.60	Willson, E. A.	1,187.61	Yost, A.	2,806.30
Watkins, A. G.	388.48	Willson, E. A.	329.51	Yost, A.	3,663.93
Watkins, E.	2,252.97	Willson, J. E.	4,769.61	Young, C. W.	3,058.56
Watkins, H. B.	4,193.91	Willson, J. E.	3,693.24	Young, D. E.	3,444.72
Watson, B. A.	8,066.76	Willson, J. F.	1,860.66	Young, E. I.	4,821.18
Watson, E.	1,747.47	Willson, L. C.	1,718.25	Young, F. F.	5,179.38
Watson, E. D.	1,813.44	Willson, M. A.	1,688.70	Young, F. G. & R. L.	4,112.91
Watson, H. B.	3,333.96	Willson, M. A., Estate	1,148.40	Young, J. C.	1,220.31
Watson, J. S.	464.13	Willson, R. F.	1,847.46	Young, J. M.	1,580.44
Watson, L.	140.00	Willson, W. J. E.	236.15	Young, L. H.	9,168.69
Watson, L. A.	3,999.60	Willson, W. J. E.	9,799.83	Young, P.	1,275.87
Watt, A. V.	1,167.54	Willson, W. J. E.	2,256.24	Young, R.	1,945.31
Watt, W. E.	1,533.57	Willson, W. J. E.	5,672.16	Young, R. H.	6,366.15
Watts, Dr. E. H.	3,013.89	Willson, W. J. E.	6,145.71	Young, V. M.	1,456.71
Watts, E. A.	2,176.71	Willson, W. J. E.	12,581.70	Young, W. M.	2,241.00
Watts, M. L. & E.	10,023.54	Willson, W. J. E.	4,512.53	Yttri, H. M. & H. V.	420.11
Webb, A.	5,416.06	Willson, W. J. E.	2,399.25	Zadunayski, A.	2,072.07
Webb, A. V.	2,562.87	Willson, W. J. E.	5,352.96	Zaozirny, A.	1,566.75
Webber, M. L.	3,283.71	Willson, W. J. E.	1,047.81	Zapotichny, P.	1,199.49
Webber, W. G.	1,428.27	Willson, W. J. E.	1,221.03	Zard, A.	3,150.01
Webster, A.	5,067.51	Willson, W. J. E.	4,052.64	Zaseybidia, E.	3,494.22
Webster, D.	14,052.34	Willson, W. J. E.	1,970.46	Zavit, H.	1,983.87
Weeks, E. L.	4,794.49	Willson, W. J. E.	1,697.92	Zukowski, W.	1,301.40
Weisgerber, R. M.	3,142.71	Willson, W. J. E.	1,310.73	Zumwalt, M. W.	318.46
Weismiller, M.	847.71	Willson, W. J. E.	3,336.51		
Weiss, A. T.	1,594.23	Willson, W. J. E.	3,999.48		
Welguz, V.	1,101.57	Willson, W. J. E.	4,312.53		
Wells, J. G.	8,331.99	Willson, W. J. E.	924.21		
Wentworth, W. T.	875.55	Willson, W. J. E.	3,767.43		
Wewel, F. W.	1,177.08	Willson, W. J. E.	905.58		
Westenberg, A. M. E.	1,859.70	Willson, W. J. E.	1,011.87		
Westergaard, V.	4,960.24	Willson, W. J. E.	4,030.23		
Weston, G. V.	1,685.37	Willson, W. J. E.	440.25		
Westover, L. E.	3,614.91	Willson, W. J. E.	777.27		
Wetch, M. J.	1,503.21	Willson, W. J. E.	1,587.21		
Wetmore, J. H. L.	8,116.65	Willson, W. J. E.	3,332.40		

TOTAL: Benefits under the Act \$ 7,808,964.85

## SUMMARY

Benefits under the Act \$ 7,808,964.85  
 Withdrawals 2,333,933.15  
 \$10,142,898.00

## GOVERNMENT OF THE PROVINCE OF ALBERTA

## PAYMENTS UNDER LOCAL AUTHORITIES PENSION ACT

FOR THE YEAR ENDED MARCH 31, 1973

## BENEFITS UNDER THE ACT

NAME	AMOUNT	NAME	AMOUNT
Abramenko, W. E.	\$ 83.29	Bedingsfield, H. J.	\$ 685.86
Adams, M.	1,838.40	Bedster, A. R.	3,094.15
Aicher, R. F.	3,121.53	Beggs, S. H.	3,418.25
Aitchison, P.	3,836.55	Behr, G.	1,572.45
Albrecht, C.	655.62	Beitz, R.	7,256.82
Allden, C. & E.	1,506.84	Bell, A.	1,413.16
Alexandriuk, W.	3,381.18	Bell, A. M.	5,706.18
Allard, D.	7,612.24	Belliveau, H.	1,312.56
Amundsen, C. J.	3,070.32	Bench, W.	1,210.62
Amy, F. A.	3,430.56	Bengry, O. G.	1,425.48
Andersen, H. M.	1,130.28	Bennett, B.	1,157.25
Andersen, Mrs. M. E.	873.87	Bennett, H. B.	2,209.53
Anderson, C. T.	1,321.38	Benson, T. R.	3,033.39
Anderson, D. W.	5,138.22	Berger, J. W.	852.57
Anderson, J. R.	1,003.60	Berger, S.	2,967.06
Andiel, A.	1,888.02	Bergh, T. S.	4,327.29
Andruchow, M.	2,176.95	Bergman, M.	915.02
Annus, H.	1,665.15	Berlad, M.	1,841.28
Arabchuk, P.	1,856.43	Berlin, R. L.	1,583.22
Archer, A. E.	2,378.16	Bernard, A.	969.96
Archer, V. D.	2,326.95	Berridge, T. S.	1,891.41
Arendarchuk, T.	2,268.96	Bevan, E. A.	1,838.76
Armfelt, H. M.	1,495.80	Beveridge, J.	1,699.92
Armstrong, J.	2,700.51	Bideney, H.	1,444.02
Arnieri, P.	1,419.93	Biever, R.	1,087.60
Arntson, S.	712.24	Biffard, H.	774.60
Aronld, R. C. & A.	1,374.90	Bik, J.	1,920.69
Ascroft, C. & C. J.	6,884.10	Billingsley, B.	7,151.93
Aseling, F. W.	2,620.02	Binnie, F. L.	4,793.10
Atkinson, J. H., Estate	873.92	Binnie, J.	6,951.94
Aubuchon, F. B.	928.71	Bjorkeland, V.	2,137.14
Auburn, E.	425.39	Blair, Mrs. M. T.	498.96
Aupperle, C. F.	2,469.06	Bland, E. E.	4,652.91
Auzins, M.	1,921.61	Blower, A.	1,124.86
Auzins, V.	182.34	Blower, J. S.	791.60
Backschat, K.	1,585.50	Bobinec, M. D.	2,329.62
Badun, A.	1,200.81	Bond, O. I.	4,942.11
Bagatais, L.	356.91	Bordas, J. J.	1,819.86
Bailie, B. L.	7,166.88	Boruszczak, H.	2,869.02
Baker, A. J.	1,800.75	Bosch, F.	1,080.97
Baker, F. A.	477.00	Bosnjak, R.	600.78
Baker, G.	705.60	Bossert, A. V.	4,962.69
Baker, M. H.	1,447.71	Bottomley, E. J.	1,757.33
Bakstad, M. A.	1,478.01	Boulton, V. J.	5,151.03
Baldry, E. C.	1,336.62	Bourdage, A.	1,436.73
Baldwin, C.	1,711.17	Bourne, A. M.	3,190.38
Ballah, A. A.	2,352.52	Boutin, M. A.	1,736.82
Balogh, L.	2,311.92	Bouvier, H.	849.54
Bamber, A. J.	6,719.21	Bowden, E.	1,157.73
Bannerman, B.	4,174.77	Bowen, R. B. & G. E.	7,116.18
Barefoot, E.	7,373.28	Bowman, B.	516.79
Baril, A. F.	3,322.59	Boychuk, G. G.	1,408.74
Barnett, D. S.	4,969.83	Boyd, H. M.	3,475.92
Bartoli, A.	1,711.17	Bradley, A. R.	1,428.65
Barton, J.	2,778.81	Brandt, E. J.	4,700.90
Bartoshek, J. L.	718.28	Brashko, I.	1,692.89
Basler, G. C.	1,315.02	Brauer, A.	1,373.43
Bates, O. E.	2,291.37	Breen, D. C.	165.00
Bator, L.	738.08	Brennan, W.	1,495.08
Bauer, P. R.	160.00	Brenton, C. J.	1,883.31
Baxter, I. S.	881.13	Brier, A. H.	3,304.92
Bearham, P. J.	2,731.20	Briggs, R. A. W.	2,535.05
Beattie, J. S.	2,204.20	Bristow, J. E.	7,808.70



## CASH PAYMENTS

505

## STATEMENT No. 323—Continued

NAME	AMOUNT	NAME	AMOUNT
Broadhead, V.	\$ 2,531.28	Conrad, M.	\$ 1,758.24
Broder, B. J.	956.16	Convie, H. S.	2,386.62
Brooks, M.	2,232.39	Conway, A. V.	841.77
Brosnikoff, P.	1,595.31	Cook, D.	1,775.31
Brower, S.	2,273.79	Cook, F. T.	808.74
Brown, A. S.	5,683.05	Cook, W.	1,990.05
Brown, C. J.	3,799.65	Cookson, J. H.	2,947.70
Brown, F. J.	4,039.92	Cooper, D. C.	3,679.22
Brown, J.	2,361.62	Cooper, S. E. E.	6,599.76
Brown, P. L.	2,151.42	Corder, E.	1,702.20
Brown, R. R.	2,130.48	Cote, C. F.	2,976.00
Bruce, R.	1,538.51	Coulden, A.	1,666.61
Bryson, A.	1,173.58	Coults, W.	2,255.16
Buchanan, G.	5,176.71	Courtts, Mrs. B.	1,458.30
Bucholz, M.	1,986.54	Cove, F.	2,052.39
Buck, C. S.	2,457.57	Coxon, E. C.	2,284.25
Budak, I.	1,582.38	Coxon, W.	4,863.18
Buettner, W. C.	2,872.89	Crisfield, E. M.	1,939.71
Bulger, B.	1,577.28	Crockford, A.	1,258.48
Bull, A. R.	3,337.83	Crofts, V.	1,433.10
Burdess, G.	3,829.77	Croissant, P.	922.44
Burdus, H.	1,469.53	Crosman, G. J.	5,376.30
Burgess, A. J.	3,084.96	Crossland, F.	3,559.11
Burgess, M.	1,571.97	Cruse, C. W.	4,912.95
Burchart, W. W.	11,445.89	Cullen, M. A.	2,469.21
Byam, Mrs. L.	1,322.75	Cumming, D.	2,268.24
Bye, A. O.	599.49	Cumming, T. B.	4,238.40
Byron, A. E.	5,139.18	Cummings, E. A.	1,962.09
Caine, A. K.	5,867.28	Cunningham, E.	469.80
Cairney, J. G.	4,764.42	Dacyszn, P.	2,172.84
Cairns, M. E.	795.55	Dahl, W. A.	2,573.52
Cameron, I.	501.52	Dakin, E. G.	754.86
Cameron, J. F.	99.26	Dansereau, J. A.	499.55
Cameron, M. A.	1,445.58	Dashkevych, R.	2,429.97
Campbell, G.	1,210.62	Davidovich, N.	1,235.43
Campbell, R. W.	5,475.69	Davies, E.	610.31
Card, T. S.	2,871.30	Davies, R.	985.59
Carlson, B.	641.70	Davis, H. O.	12,273.63
Carmichael, A. M.	6,659.82	Davison, G. H.	10,168.80
Caron, E. I.	714.93	Day, I. F.	3,026.58
Carpenter, J. H.	9,241.08	Dean, A. W.	3,089.43
Carruthers, Mrs. C.	401.04	Dedyluk, E.	2,163.42
Carter, E.	3,577.46	Deforest, I. A.	1,049.61
Casselman, H. L. S.	3,369.07	Delong, E.	254.36
Caswell, J. A.	1,083.52	Demro, A.	2,807.04
Cherniawski, A.	1,854.42	Denim, D. L.	1,841.84
Cherniawski, T.	1,305.00	Dersch, M. H.	2,114.85
Chestockowski, J.	2,371.38	Deschamps, G.	7,904.38
Chichak, J.	854.97	Dew, W. E.	162.32
Childerstone, R.	3,722.52	Dewhirst, N.	1,056.03
Chmilar, J.	1,563.72	Dickeson, J. B.	1,244.76
Chorney, A.	1,359.75	Diefenthaler, W. W.	956.47
Christensen, E.	3,547.74	Diereck, M.	1,775.22
Christophers, N. J.	7,741.82	Dimnik, Z.	750.00
Chrysanthou, E.	4,185.90	Dingwall, D.	1,774.47
Clandfield, I. L.	1,412.52	Dinning, M. I.	2,967.72
Clark, W. H.	12,093.51	Disler, M.	114.08
Clarke, A. A.	2,105.26	Dixon, E. B.	975.06
Clausen, M. C.	1,842.15	Dlugosz, A.	745.68
Cockerill, C. E. or S.	1,406.01	Dmytryshyn, J.	3,315.52
Collett, M.	1,004.58	Dobbs, M.	1,559.85
Collier, J.	1,827.99	Docherty, G. S.	7,898.64
Collins, J.	3,336.15	Dodd, R. E.	3,147.78
Collins, P.	1,491.33	Dolynchuk, N.	1,616.49
Colwell, L. R. W.	1,629.21	Dominik, A.	1,266.42
Connelly, Mrs. A.	1,664.43	Donald, J. W.	3,303.93
Connelly, M.	1,579.23	Dorschied, R.	3,039.57
Connor, J.	1,341.36	Douglas, H. K.	4,393.50
Connors, A. H.	2,469.54	Douville, H.	1,243.44

## STATEMENT No. 323—Continued

NAME	AMOUNT	NAME	AMOUNT
Downey, W. G. ....	\$ 2,107.28	Flock, M. M. ....	\$ 3,975.60
Drabik, J. ....	1,497.03	Flowers, M. & E. C. ....	6,775.17
Draeger, E. A. ....	1,193.91	Flynn, J. ....	1,659.00
Drag, M. ....	1,796.61	Fodchuk, D. ....	1,978.20
Drain, V. ....	634.53	Forbes, A. ....	4,370.65
Dredge, W. A. R. ....	5,861.85	Ford, C. H. ....	762.44
Drolet, O. ....	1,811.52	Formanski, A. L. ....	2,846.66
Dub, J. ....	2,304.06	Fosdick, W. ....	1,977.60
Duda, J. & P. A. ....	1,027.23	Fowler, B. E. ....	896.85
Dudek, J. ....	1,981.83	Fraser, C. N. ....	2,410.35
Duffy, S. ....	915.04	Fraser, R. ....	1,158.45
Duggan, M. J. ....	1,033.14	Fraser, R. & E. H. ....	5,215.80
Duke, R. F. ....	8,688.48	Frederick, N. A. ....	685.68
Dumas, Mrs. M. ....	191.13	Frederickson, E. E. ....	611.85
Dumas, S. ....	3,787.38	Friel, J. W. ....	2,833.38
Duncan, C. D. ....	6,215.07	Froland, T. ....	654.10
Duncan, G. P. & E. W. ....	13,965.79	Fry, E. A. ....	511.20
Duncan, J. ....	4,746.72	Fulton, L. H. ....	3,147.42
Duncan, J. M. ....	3,184.11	Funk, F. ....	778.47
Dunn, M. A. ....	1,056.15	Gabel, M. ....	1,525.76
Dunnigan, C. M. ....	3,125.86	Gafuik, M. ....	3,629.19
Dupuy, G. J. ....	4,728.57	Gagne, R. M. ....	664.52
Dyrholm, A. ....	1,479.98	Gagnon, A. ....	4,633.56
Dzinbiak, W. ....	3,652.32	Gair, H. J. ....	1,726.77
Eakin, V. ....	2,007.94	Galbraith, J. H. ....	2,694.69
Eastmead, J. C. ....	5,632.96	Gallimore, L. G. ....	3,922.17
Easton, Dr. D. R. ....	10,244.34	Gamble, C. J. ....	3,026.73
Edgerton, M. ....	3,958.44	Gardiner, I. ....	6,444.21
Edmonson, C. R. ....	593.16	Gay, H. C. ....	1,073.95
Edwards, E. E. ....	1,860.98	Gemmill, E. E. ....	1,524.32
Edwards, J. V. ....	6,660.42	Gendemann, W. ....	1,798.44
Eiben, J. ....	1,705.95	Gettman, J. ....	1,276.35
Eichorn, M. ....	2,123.70	Gibbs, N. W. ....	2,837.40
Eisert, J. ....	991.53	Gibson, A. M. ....	6,409.47
Ekenstein, M. ....	150.00	Gibson, E. J. ....	2,217.39
Eleniak, M. ....	1,772.79	Gill, E. ....	2,830.14
Eleniak, P. ....	1,773.63	Gill, J. ....	1,457.82
Elgeti, M. W. ....	609.60	Gill, W. ....	1,781.25
Elliot, C. M. ....	1,791.30	Gimbel, Mrs. F. ....	3,001.68
Elliott, K. G. ....	1,156.62	Ginther, E. A. ....	1,895.76
Elliott, R. ....	950.10	Girardi, T. ....	1,275.99
Ellis, A. ....	700.00	Girouard, J. B. C. ....	2,630.31
Engley, H. H. ....	3,066.33	Girroir, H. W. ....	8,478.72
Erdell, H. ....	980.64	Gittins, D. R. & J. I. ....	4,823.25
Esplen, E. J. ....	1,386.89	Gittins, J. P. ....	1,593.03
Esplen, M. C. ....	976.00	Glanz, E. ....	760.32
Evans, G. ....	593.16	Glover, Mrs. J. E. ....	1,144.05
Ewasiuk, M. J. ....	612.15	Glover, R. M. & J. ....	4,811.85
Ewing, F. J. ....	4,605.12	Gnatovich, B. A. ....	833.88
Farrel, J. W. ....	1,899.15	Gnatovich, S. ....	75.09
Faucher, L. ....	2,819.13	Goede, I. P. ....	615.78
Fearn, M. A. ....	1,945.38	Goetz, P. S. ....	1,686.24
Fedoruk, W. ....	8,962.37	Goodwin, A. M. ....	2,182.29
Feenstra, T. ....	2,264.73	Gordey, J. ....	2,921.79
Ferguson, I. S. ....	3,811.38	Gordon, I. ....	944.67
Ferguson, N. R. ....	4,602.21	Gordon, J. G. ....	1,753.77
Ferguson, T. L. L. & J. S. V. ....	3,750.60	Gordulic, M. ....	1,362.78
Feth, M. ....	316.86	Gotheridge, M. S. ....	1,674.00
Field, G. A. ....	4,929.15	Gould, A. ....	2,533.50
Filipenko, M. ....	1,342.20	Graham, J. ....	11,644.08
Filmer, G. M. ....	1,410.24	Graham, R. ....	2,101.44
Finley, C. ....	2,315.43	Graham, R. N. ....	5,766.57
Fisher, W. S. ....	1,110.90	Grant, A. P. ....	7,359.48
Flanagan, N. M. ....	10,627.23	Grant, E. M. ....	3,522.06
Flathers, A. ....	433.28	Grant, M. ....	225.80
Fleischhauer, K. ....	790.08	Gravistin, Mrs. M. ....	1,220.14
Fleming, R. ....	5,014.14	Green, H. ....	638.55
Fletcher, P. Sr. ....	2,619.90	Green, M. E. ....	998.20
Flexhaug, H. ....	1,664.55	Greenwood, E. F. ....	4,501.50

## CASH PAYMENTS

507

## STATEMENT No. 323—Continued

NAME	AMOUNT	NAME	AMOUNT
Gregg, G. R.	\$ 1,407.97	Hewko, S.	\$ 456.00
Gregg, R. C. & D. G.	5,674.71	Hidson, R. C.	1,968.84
Greschuk, A.	1,047.57	Hilfer, M.	1,089.94
Grierson, D. A.	705.60	Hill, F. W.	1,031.22
Grierson, E. M.	514.59	Hill, Mrs. I.	959.67
Griffin, T. G. & G. G.	1,985.82	Himmelreich, G. T.	1,215.96
Griffiths, O. G.	5,176.23	Hines, J. H.	2,293.05
Groch, S.	3,073.35	Hinman, A.	751.83
Groeneweg, M.	481.05	Hirst, H.	3,030.84
Grothen, T. A.	5,872.03	Hischynski, J.	1,358.19
Grundy, S. W.	539.76	Hislop, G. K.	1,764.30
Gubbe, T.	3,549.42	Hnatiak, J.	2,350.77
Guest, G.	460.47	Hobbs, A.	1,097.43
Guidolin, A. W.	3,076.23	Hoelt, H.	2,895.54
Guidolin, G.	1,154.22	Hoffman, W.	1,864.17
Guild, N. W.	4,753.63	Hoggard, W.	3,639.24
Gunderson, G.	1,093.92	Holden, H.	4,469.12
Gwin, G. W.	1,906.77	Holladay, D. M.	4,412.40
Hackett, A.	4,903.64	Holliday, B. A.	1,152.51
Haimes, J.	2,127.92	Holman, R. P.	796.38
Haire, M.	2,997.81	Holub, M.	3,511.89
Hajkowitz, J.	2,067.30	Holz, M. K.	2,241.66
Hall, E.	1,055.52	Homeniuk, S.	1,964.04
Hall, E. M.	4,152.86	Homeniuk, W.	1,257.28
Hall, F. M. & H. I.	10,645.74	Hooper, S. G. & G. E.	9,999.09
Halline, A.	541.38	Hooper, S. R.	1,080.12
Halls, L. F.	250.00	Hoover, E. M. B.	2,254.68
Halls, M. I.	414.48	Hope, M. I.	1,652.48
Hamblin, W. G.	1,849.77	Hope, S. A.	4,300.80
Hamilton, A. W. & P.	4,808.58	Hopkins, C.	385.20
Hamilton, E.	2,605.83	Horn, J.	1,292.16
Hamilton, H. M.	2,771.07	Horne, E. M.	5,010.15
Hamilton, J.	2,476.88	Horne, P.	6,683.16
Hammell, D. M.	1,852.76	Hosler, R. & S.	3,109.05
Hammond, F. W.	2,358.90	Houghton, T. P.	2,857.38
Hancharyk, N.	1,463.61	Howell, W. O.	3,225.39
Hanson, B.	2,872.77	Hoysak, J.	3,165.45
Hanson, S.	23,118.12	Hronec, H.	1,612.26
Harbison, A. G.	2,263.65	Huber, J.	884.28
Hardie, B. I.	1,385.02	Huberdeau, O.	2,437.16
Hardy, M.	1,136.80	Huculak, N.	309.15
Hare, B. M.	1,471.69	Hughes, D. & V. M.	4,152.39
Hargrove, R. M.	709.83	Humpish, H.	4,189.05
Harker, A. L.	1,234.83	Hunt, C. H.	1,042.71
Harkness, D. M.	1,503.87	Hunter, E.	5,178.63
Harper, E. R.	2,903.01	Hunter, G. H.	5,165.21
Harris, T. E.	8,643.81	Hurst, W. F.	1,098.00
Harrison, L. & A.	632.37	Hust, M.	1,022.28
Harrold, H.	2,632.11	Hust, R.	22.82
Harrold, H. A.	1,548.84	Hutchinson, W.	1,446.54
Hartmann, J.	1,400.50	Iley, F.	17.89
Harvey, H. C.	2,137.37	Illerbrun, A.	917.19
Harvie, K. H.	170.00	Imrie, W. S.	1,674.12
Hawkes, M.	7,114.71	Ingaldson, J.	1,207.95
Hawkeswood, E.	885.00	Ingle, C. A.	885.69
Hawreliak, P.	813.57	Ingle, M.	711.96
Hawresh, E.	470.25	Inglis, K. C.	1,588.65
Hay, R. W.	2,403.57	Innes, M. E.	4,099.11
Hay, S. P.	2,050.11	Irvine, S.	628.02
Haynes, J. A.	1,891.94	Iseke, C.	313.94
Headrick, J. A. W.	1,816.48	Isfeld, J. R.	952.05
Heatherington, G.	4,557.06	Ives, R. C. & E. E.	2,156.88
Heatley, G. & H. R.	804.75	Iwaskow, C.	1,073.61
Heaton, R. H.	3,634.05	Jack, G. E.	1,287.48
Heid, J.	1,910.76	Jacka, A. G.	1,153.35
Heighington, E. M.	2,898.39	Jacknisky, A.	2,601.48
Henrey, J.	1,700.04	Jackson, J. S.	745.24
Henriksen, G.	1,163.91	Jacobs, M.	673.28
Heskeith, S.	2,589.03	Jacobs, S.	473.80
Hesketh, L.	3,243.36	James, E.	2,522.07

## STATEMENT No. 323—Continued

NAME	AMOUNT	NAME	AMOUNT
James, G. J. ....	\$ 394.08	Koster, H. R. ....	\$ 2,028.18
Janzen, S. ....	11,857.32	Kostyshyn, L. ....	2,768.81
Jedrzejczak, J. ....	1,312.56	Kovacs, L. ....	1,166.79
Jenkins, R. O. ....	2,827.35	Kovaluk, M. ....	1,386.51
Johnson, A. W. ....	2,381.16	Kowal, P. ....	1,635.03
Johnson, I. C. ....	1,224.90	Kowalchuk, F. ....	1,210.50
Johnson, I. E. ....	3,084.12	Kozak, K. ....	3,073.83
Johnson, L. M. ....	1,623.39	Krause, H. W. ....	2,041.14
Johnson, R. N. ....	894.09	Krempin, R. ....	1,146.45
Johnson, S. S. ....	2,719.53	Krentz, R. ....	1,563.46
Johnston, A. M. ....	1,046.85	Krobel, O. ....	2,007.36
Johnston, E. B. ....	5,693.01	Kroese, H. ....	2,734.05
Johnston, W. G. ....	3,958.08	Krogh, J. ....	2,098.48
Jones, A. H. ....	6,282.51	Kroon, B. ....	1,125.90
Jones, M. ....	7,245.57	Kruchten, D. ....	732.24
Jones, R. ....	4,199.82	Kruesel, A. ....	3,351.27
Jones, S. B. ....	4,891.38	Krywko, J. ....	427.14
Jones, S. J. ....	1,785.72	Kunciak, T. ....	2,043.69
Jones, T. S. ....	849.37	Kunz, C. J. & P. M. ....	1,068.39
Jones, W. L. ....	3,402.99	Kurze, M. F. ....	1,891.53
Jurina, S. ....	1,620.99	Kutney, J. ....	188.62
Kadach, E. ....	1,075.89	La Belle, E. ....	2,958.96
Kalynsky, A. ....	2,664.93	Labonte, A. M. ....	668.19
Kareiva, C. ....	1,702.92	Laird, P. C. ....	1,632.36
Kasch, A. F. ....	1,645.91	Lane, C. H. ....	6,256.83
Kascyzsyn, J. ....	2,298.12	Lang, W. ....	2,956.68
Kashuba, P. ....	1,012.35	Langer, E. ....	1,174.05
Kay, J. ....	3,151.94	Langevin, A. ....	360.34
Kay, R. ....	1,622.55	Langford, L. ....	1,410.48
Kehr, E. B. ....	3,492.78	Langmead, W. E. ....	2,280.69
Keil, G. ....	1,996.59	Langston, A. L. ....	2,937.99
Kelly, L. W. ....	3,235.08	Lansdown, D. J. ....	3,502.25
Kelm, G. ....	1,008.72	Lantow, C. O. ....	650.64
Kennedy, D. W. ....	4,504.80	Lantz, D. H. ....	1,212.57
Kergan, W. W. L. ....	8,366.85	Larsen, G. ....	1,991.04
Kermack, H. ....	1,217.64	Lashuk, J. ....	2,031.09
Kerr, D. P. ....	1,986.78	Laskoski, O. ....	694.52
Kerr, E. M. ....	16,269.04	Lassen, G. ....	1,710.99
Kerr, E. T. ....	693.99	Lassen, R. H. ....	338.64
Kerr, G. ....	4,595.55	Lauzikas, A. ....	1,159.92
Kerr, H. ....	4,940.28	Laverty, C. ....	1,829.67
Kettleson, S. ....	4,885.71	Lavery, T. ....	1,641.45
Key, J. T. ....	2,110.02	Law, W. J. ....	3,474.87
Kezar, J. L. ....	4,248.36	Lawrence, B. ....	1,940.07
Kiejko, W. ....	1,134.24	Lawrence, E. A. ....	10,198.59
Kiel, H. ....	1,868.76	Lawrence, R. F. ....	1,063.92
King, E. G. & V. J. ....	3,124.05	Lawton, A. J. ....	4,026.24
King, J. ....	1,724.85	Lea, E. R. ....	7,395.98
Kinshella, G. ....	960.00	Leavitt, A. W. ....	492.96
Kisch, P. M. ....	1,516.59	Leavitt, E. H. ....	960.72
Kitchener, E. F. ....	530.75	Lebioda, S. ....	1,049.01
Kitchener, G. H. ....	521.64	Lederer, S. ....	2,609.34
Kits, H. J. ....	1,248.15	Lee, M. ....	2,224.17
Kitt, D. ....	2,758.38	Lee, W., Jr. ....	4,721.43
Kleban, J. ....	1,290.99	Legge, A. T. ....	16,556.13
Kleebaum, A. ....	310.00	Legh, M. ....	1,749.78
Klein, J. T. ....	4,067.52	Lemay, J. H. ....	501.37
Klinger, M. ....	2,406.24	Lemoignan, J. A. ....	4,565.40
Knight, J. ....	4,311.79	Lenning, K. J. ....	1,533.67
Knox, R. ....	5,503.29	Lentz, J. ....	1,514.22
Knutson, W. S. ....	8,717.38	Lesik, R. I. ....	4,388.79
Kobley, J. ....	1,366.41	Lester, S. E. ....	1,028.43
Koch, B. ....	226.52	Lewis, C. E. ....	3,449.67
Koch, J. ....	1,275.27	Lewis, E. A. ....	5,456.82
Koehler, L. ....	4,504.94	Lewis, L. ....	1,435.29
Konschuh, M. S. ....	2,115.72	Lewis, M. K. ....	580.00
Kopcek, J. ....	2,268.72	Lindberg, E. ....	3,515.16
Kopervas, E. M. ....	128.30	Linke, H. R. ....	6,207.09
Korbyl, P. ....	1,873.46	Linzmayr, J., Estate ....	2,190.96
Kornberger, J. ....	280.00	Little, F. G. ....	2,819.61



## CASH PAYMENTS

509

## STATEMENT No. 323—Continued

NAME	AMOUNT	NAME	AMOUNT
Little, H. A.	\$ 2,717.46	Massecar, Mrs. M. R.	\$ 883.17
Littlewood, B.	5,622.61	Mathon, M. F.	2,865.42
Livingstone, J.	4,047.90	Matwijow, A.	727.86
Lobe, E. B., Estate	18,585.24	Matson, C. M.	1,136.19
Locke, B. F.	2,781.12	Mattingsley, M. L.	2,338.56
Loewen, A.	1,032.29	May, M. R.	293.85
Logan, D. W.	1,621.23	Mayberry, G. R. & A. I.	3,097.32
Logan, E. A.	2,130.36	Mayer, W.	2,254.20
Logan, G.	4,147.65	McAfee, D.	3,286.14
Londeau, F.	3,822.87	McAllister, I. B.	1,054.71
Long, A.	273.41	McAllister, J. B.	1,476.21
Lopushinsky, H.	992.73	McCallum, R. K.	4,078.65
Lord, Mrs. L. E.	1,464.21	McCartney, M.	3,848.64
Lott, M.	1,033.53	McChesney, G.	4,179.87
Loughlin, A.	2,335.05	McClain, A.	1,544.38
Loula, M.	1,910.16	McCombs, T.	5,704.23
Loutit, W. A.	783.37	McCombs, W. A.	5,714.40
Low, A. & J.	3,059.55	McCormack, G.	1,829.67
Lowe, M.	1,530.45	McCormack, I. G.	1,036.60
Loyer, A.	2,933.64	McCue, R. A.	4,146.72
Lozo, A. E.	522.28	McCurdy, D.	1,515.78
Lubin, S.	1,388.31	McDermott, F.	2,383.35
Luckwell, P. E.	2,000.10	McDonald, G. L.	7,411.05
Luders, K. E.	1,283.49	McDougall, S.	1,353.93
Lundquist, C. W.	767.58	McGuire, M.	1,105.32
Lundquist, W. E.	151.92	McKay, A. D.	4,225.62
Lutz, F.	1,265.46	McKenzie, W.	5,246.55
Lynch-Staunton, A.	4,201.77	McKeown, J.	1,904.97
Lyon, E. T. A.	2,272.71	McLean, B.	2,540.97
Lytkowski, E.	524.88	McLean, D.	8,130.21
Lytte, M. G. J.	1,978.81	McLeay, C. M.	4,564.92
Maas, R.	3,684.09	McLellan, A. L.	1,442.77
Macara, K.	210.98	McLeod, J. E.	3,934.50
Macbeth, W. B.	6,495.54	McLeod, J. S.	1,711.17
MacCormack, I. R.	4,134.45	McLeod, M. Z.	1,747.35
Macdonald, D. A.	1,711.65	McManamen, M.	1,635.15
Macdonald, J. C.	2,326.59	McMillan, D. R.	3,748.44
Macdonald, J. W. & M. R.	8,382.12	McMillan, M. D.	5,630.88
Macdonald, M. A.	2,825.07	McQueen, D. D.	4,519.17
Macdonald, Mrs. D. E.	3,990.30	McWhinnie, F. J.	4,964.01
Macdonald, R. M.	2,345.94	Meadows, D. M.	956.55
Macdonald, R. M. & E.	5,797.08	Medansky, G.	1,441.55
Macgregor, J.	16,366.38	Mehrer, E.	270.00
Macinnis, A.	5,855.78	Meier, R.	1,784.86
Mackay, D.	2,376.21	Menzies, D. B.	16,566.66
Maclean, I.	840.00	Mercer, L. E.	1,600.88
MacLure, S. M.	606.93	Metcalfe, E. W.	3,297.51
Macphee, F. A.	8,489.49	Meunier, L. P.	4,685.70
Macpherson, F.	839.73	Milanowsky, M.	1,295.25
MacRory, B. F. & G. L.	539.79	Milder, J.	1,275.93
Maquire, A. S.	2,554.53	Millar, C. B.	1,165.16
Mahura, S.	2,674.68	Millar, J. I.	905.37
Maier, F.	2,077.47	Miller, A.	2,132.79
Mailer, M.	3,703.36	Miller, E. W.	1,259.40
Makarenko, M.	1,353.93	Miller, F. N.	9,544.20
Malayko, E.	3,459.52	Miller, J.	1,490.73
Malecki, L. J.	960.30	Miller, W. J.	1,152.39
Malloy, J. H.	4,062.45	Miller, W. R.	3,422.07
Maloy, E. P.	2,963.43	Mis, I. J.	3,218.97
Mann, A. C.	1,419.54	Mitchell, A.	1,216.56
Mann, D. E.	3,440.25	Monaghan, T. M.	10,656.02
Manson, J. & T.	6,072.00	Mondea, T.	1,345.26
Marchiel, W.	1,822.65	Monkman, J.	2,200.44
Marriott, W. G.	4,908.57	Monro, R. V.	1,963.29
Marshall, H.	3,944.08	Monsson, J. O.	3,017.28
Martin, D. O.	291.15	Moon, F.	1,541.56
Martin, E. J.	2,287.47	Mooney, A.	3,510.57
Martin, R. & N.	1,285.44	Moore, H. M.	2,292.33
Martinuk, M.	2,596.89	Moore, L.	1,422.45
Martyniuk, P.	168.68	Morozowski, N.	2,603.76

## STATEMENT No. 323—Continued

NAME	AMOUNT	NAME	AMOUNT
Morris, M. L. ....	\$ 7,017.87	Pearse, W. H. ....	\$ 6,277.55
Morrison, F. ....	1,623.03	Pearson, J. A. ....	1,003.62
Morrison, J. A. & J. ....	521.45	Peden, H. T. ....	5,182.38
Morrow, W. J. ....	2,658.99	Pedersen, J. & D. P. ....	1,317.75
Muir, D. ....	3,203.22	Pederson, A. B. ....	1,377.78
Muir, J. M. ....	2,299.83	Pederson, E. ....	1,143.45
Mulholland, W. J. ....	1,053.99	Pelechosky, D. ....	2,950.70
Mulka, S. P. ....	3,759.36	Pelletier, J. A. ....	4,034.61
Mullen, M. T. ....	2,194.38	Pelsma, W. ....	1,927.23
Mullett, C. V. ....	1,194.03	Peltonen, F. M. ....	592.10
Munsch, S. ....	2,424.39	Peltonen, L. I. ....	314.32
Murray, A. ....	565.92	Pendelton, L. ....	2,307.81
Murray, K. ....	12,439.71	Perich, S. ....	1,612.98
Mursky, P. ....	1,927.83	Perkins, V. ....	4,711.91
Museus, S. ....	3,244.38	Peterson, H. ....	1,453.68
Mykkytuik, A. ....	1,748.58	Peterson, W. E. ....	2,760.06
Nakonechny, P. ....	1,187.13	Pettigrew, A. V. ....	4,518.26
Neal, C. J. P. ....	1,861.38	Peverell, H. ....	4,928.55
Neilsen, J. ....	1,930.62	Philpott, G. W. ....	596.43
Nelson, C. ....	4,429.22	Picard, E. A. W. ....	1,018.80
Nemirsky, M. L. ....	4,134.33	Picard, J. ....	351.48
Nette, E. M. ....	1,768.17	Picard, L. M. ....	1,931.97
Newby, H. W. ....	527.28	Picketts, S. or W. H. ....	1,106.64
Niblett, W. ....	1,900.77	Pimentel, A. ....	1,413.32
Nicholson, C. W. ....	860.19	Plain, M. E. ....	2,494.83
Nielsen, E. W. ....	3,465.54	Plamondon, D. ....	1,996.21
Niemann, J. H. ....	2,021.67	Planinc, M. A. ....	1,193.40
Nisbet, A. ....	7,512.36	Plowman, W. A. F. ....	17,119.02
Noble, J. ....	2,091.02	Podwysocki, P. ....	2,287.23
Noel, M. E. ....	2,553.51	Poland, A. W. ....	6,632.82
North, E. ....	1,541.58	Poland, E. M. ....	1,469.55
O'Neill, L. ....	2,633.94	Polinska, M. ....	746.52
O'Neill, R. ....	2,069.70	Pollard, R. ....	1,181.98
O'Connell, M. T. ....	1,974.09	Poohkey, M. ....	2,916.40
Oklek, F. ....	1,940.55	Poseluzny, M. ....	4,406.90
Oldach, H. ....	407.25	Potiuk, W. ....	3,760.25
Olijnyk, M. ....	1,709.46	Potter, D. E. ....	3,529.50
Oliver, W. ....	1,404.06	Pozniak, M. ....	2,255.88
Olsen, E. T. & A. M. ....	1,051.92	Price, E. E. ....	2,025.18
Olsen, V. E. ....	3,865.38	Price, F. ....	1,581.75
Olshaskie, J. ....	1,701.36	Primachuk, A. ....	1,212.81
Olson, H. A. ....	1,043.58	Prior, F. J. ....	5,460.48
Orgill, C. ....	1,629.96	Prokopchuk, W. ....	1,298.88
Orloff, J. S. ....	2,353.71	Pryce, S. V. & M. ....	7,042.80
Ostermann, O. ....	4,782.93	Pupak, M. ....	891.06
Ourtten, T. & E. ....	731.55	Purcell, E. I. ....	1,332.75
Padavell, W. & G. ....	4,019.94	Quinn, P. ....	2,772.70
Pallin, C. W. ....	802.68	Radke, A. H. ....	4,367.96
Palmer, J. A. ....	1,965.96	Rafuse, C. P. ....	3,674.74
Palmer, M. ....	4,505.28	Raison, I. ....	1,723.02
Panasiuk, A. ....	1,796.49	Rasmussen, L. J. ....	2,018.88
Panteluk, W. ....	1,602.22	Rastas, V. R. ....	652.77
Panych, R. ....	1,000.00	Rau, J. ....	811.53
Papirnik, J. ....	2,078.47	Rauls, G. ....	1,868.52
Paradis, L. ....	1,652.22	Raw, H. W. ....	2,883.56
Parker, M. B. ....	1,252.40	Rear, J. M. ....	582.87
Part, K. P. ....	4,892.61	Regan, M. ....	2,303.94
Pasciel, G. ....	1,040.91	Reid, R. A. & F. M. ....	9,885.18
Passek, W. ....	2,757.03	Reilly, J. ....	4,925.64
Paterson, H. A. ....	957.70	Reinhardt, J. ....	2,959.44
Patrick, J. ....	886.68	Reinhart, E. ....	8,360.79
Patterson, G. ....	489.36	Renaud, E. C. ....	1,033.30
Patterson, J. A. ....	1,133.68	Reseko, V. ....	1,306.86
Patterson, M. ....	1,690.35	Reynolds, B. ....	3,324.51
Patton, C. W. ....	1,309.56	Rice, J. M. ....	5,688.51
Paul, Albert ....	225.07	Richvolski, V. ....	1,639.98
Paul, Alma ....	2,047.80	Ricketts, A. A. ....	2,513.19
Pawlina, K. ....	1,477.77	Riddell, R. & I. ....	1,621.11
Payment, J. L. ....	4,477.02	Riddoch, M. ....	3,906.54
Peacock, C. H. & M. ....	4,840.56	Riley, C. ....	3,476.09



## CASH PAYMENTS

511

## STATEMENT No. 323—Continued

NAME	AMOUNT	NAME	AMOUNT
Rizun, D.	\$ 1,797.36	Sharp, A. F.	\$ 1,187.49
Roberge, M. A.	787.92	Shatiuk, P.	1,550.76
Roberts, M., Estate	9,992.39	Shavchuk, P. M.	5,497.35
Roberts, T. H. H.	4,389.99	Shaw, A.	717.45
Robertson, A. G. W. & D.	9,133.47	Shaw, A. D.	843.20
Robertson, D.	1,907.76	Shaw, R. M.	2,234.10
Robertson, F. R.	1,816.47	Shea, M.	9,024.32
Robertson, W.	2,559.50	Shearer, A. A.	1,151.95
Robertson, W. A.	4,837.77	Shellenberg, J.	5,107.78
Robison, N. C.	267.87	Sherick, E. M.	3,159.93
Robson, J. R.	1,777.50	Sherick, M. K.	2,584.92
Roebuck, W. L.	1,308.42	Sherlaw, E. D.	2,187.36
Rogers, J. & E.	3,850.23	Sherrington, P.	1,661.76
Roloff, D. L.	945.10	Sherwood, E.	2,395.23
Romanchuk, S.	1,869.24	Sherwood, H.	2,974.44
Romanick, M.	2,237.13	Shield, T. W.	872.76
Rose, W.	1,738.89	Shillabeer, E. A.	5,343.92
Ross, C. E.	6,434.28	Shipka, H.	836.96
Ross, E. W.	2,104.86	Shirvell, R. L.	273.83
Ross, J. C.	3,402.96	Short, W. H.	3,240.39
Ross, M.	2,472.93	Shykowski, J.	2,028.93
Ross, M. K.	1,768.41	Sieben, J.	1,012.11
Ross, P.	2,531.04	Sikora, P.	1,192.23
Rowland, I. G.	2,744.07	Sikora, R.	2,715.87
Roy, A.	2,031.02	Simko, J.	1,007.25
Roy, L.	625.71	Sinclair, A.	1,304.45
Royer, M. A.	293.79	Sinclair, A. L.	2,916.99
Ruby, E. M.	749.67	Sissons, D. J. D. & E.	3,825.66
Ruggles, B. E.	2,487.57	Sissons, M. M.	4,016.55
Rundle, R. W.	8,856.51	Sister Agnes Brunning	1,463.40
Ruppel, G.	1,068.75	Sister Clare Garceau	1,935.60
Rusznak, P.	1,054.35	Sister Genevieve Carroll	930.39
Rutz, B.	1,000.81	Sister John Marie	1,582.23
Rutz, P. W.	198.08	Sister Julia Richard	2,286.87
Ryan, A.	1,835.01	Sister M. Marguerita	2,152.74
Ryll, H.	1,022.28	Sister Margaret Guest	1,372.23
Saito, M.	1,688.28	Sister Margaret Mary	257.73
Sak, S.	613.90	Sister Marie Nadeau	863.82
Sanderson, A.	195.03	Sister Marie Roy	1,706.43
Sanderson, E.	591.93	Sister Mary B. McMahon	1,909.92
Sandstrom, L. H.	3,331.41	Sister Mary Edith	1,483.95
Sapkauskas, T.	203.49	Sister Mary Lourdes	5,012.91
Saunders, R. N. F.	4,994.16	Sister Mary Pauletta	1,096.35
Sauve, M.	571.59	Sister Rose Francis	1,667.70
Savage, W. R.	6,539.61	Skene, W. A.	3,983.28
Scammell, H. C.	6,143.40	Skoog, O.	360.00
Schawalter, J.	4,761.51	Skoye, C. A.	1,015.86
Scheerschmidt, F. A.	818.43	Skujins, Mrs. K.	1,216.56
Schenn, M.	2,430.81	Skulsky, P.	1,749.09
Schmidt, O.	2,309.88	Sky, T.	1,149.48
Schneider, L.	1,075.41	Slamko, V. M.	2,439.99
Schnell, L.	2,620.02	Slifka, G. J.	1,352.25
Schoeler, W.	216.72	Slobidnyk, J.	2,875.41
Schon, C. T. & B. M.	3,807.27	Smallwood, J. E.	1,183.62
Schreifels, M. A.	904.50	Smith, A. E. & A.	5,063.26
Schultz, E.	1,127.70	Smith, A. G.	755.58
Scott, B. L.	5,104.36	Smith, Achilles W.	4,234.61
Scott, B. V.	4,747.47	Smith, Alfred W.	2,408.16
Scott, I. M.	1,667.67	Smith, G. & B. F.	3,856.29
Scott, Mrs. M. E.	1,394.49	Smith, G. H.	1,008.84
Scott, R. B.	4,240.14	Smith, J.	148.71
Scott, T. H.	2,949.99	Smith, J. G.	1,260.48
Sehanchuk, P.	2,087.76	Smith, J. L.	1,577.15
Seifried, A. H.	1,055.55	Smith, John	7,699.90
Sekerak, W.	2,203.71	Smith, M. A.	1,544.10
Sereda, M.	2,757.55	Smith, Margaret	3,140.67
Serna, T.	1,467.12	Smith, Matilda	2,763.09
Sevens, M. F.	1,638.06	Smith, S. H.	9,005.40
Shafer, D. C.	2,505.63	Smith, V. D.	1,065.48
Shantz, A.	2,448.72	Soda, F.	2,002.53

## STATEMENT No. 323—Continued

NAME	AMOUNT	NAME	AMOUNT
Solomonson, C.	\$ 2,655.95	Towler, M.	\$ 495.99
Somerville, A.	2,889.96	Townsend, C. L.	1,894.80
Sonstenes, E.	581.52	Towpik, K.	1,949.04
Sorensen, E.	982.68	Tracy, E. V.	1,826.88
Sorochan, H.	725.24	Tretiak, S.	2,028.20
Souter, E. T.	3,166.68	Tronsgard, C. E.	1,345.23
Sparks, R. A.	1,353.72	Truth, A.	2,504.52
Sparrow, J. H.	3,410.34	Truth, R.	1,482.63
Spencer, M. E.	648.31	Tuchsen, J. P.	4,737.42
Spitzner, M.	1,273.92	Tufford, J. D.	2,153.37
Spooner, J.	5,891.49	Tufts, F.	1,383.60
Sprague, B. G.	1,711.17	Tunke, K.	635.07
Sproul, P. R.	7,188.18	Turner, A. E.	3,333.69
Stacey, O. K., Estate	5,662.21	Turner, B.	2,101.20
Stanjek, P.	785.70	Turner, V.	3,004.71
Stark, C.	1,246.68	Tweddle, J. & M.	15,875.34
Steele, H.	2,368.29	Uhlick, S.	3,864.00
Stein, E.	1,558.02	Ukrainetz, N.	1,987.17
Stewart, J. E. & R. M.	3,740.31	Umbach, F. T.	2,977.47
Stillings, R.	5,202.24	Underwood, W.	6,755.67
Stock, W. B.	1,427.19	Unwin, M. M.	2,570.49
Storbakken, N. R.	2,050.83	Upright, A. E.	2,219.91
Storie, J. N.	2,338.92	Urquhart, M. A.	3,227.34
Storozynski, P.	3,232.65	Urquhart, R.	1,512.03
Strating, J.	1,109.67	Ursel, E.	6,771.66
Street, E. A.	1,622.25	Vacenovsky, F.	1,396.56
Stretch, C. H.	8,028.80	Valtinsh, L. O.	1,285.20
Stronach, P.	2,970.31	Van der Bosch, S.	815.16
Stuchlik, J.	1,752.93	Van Manen, H. J.	6,895.04
Stucke, H. D.	1,928.56	Van Manen, J.	5,060.45
Sturm, A. E.	865.98	Van Velzen, E.	1,730.28
Stutchbury, A. I.	4,949.97	Vanags, H.	2,872.14
Sucansky, M.	2,354.55	Vanderweg, D. B.	225.00
Sullivan, E. D.	1,594.69	Vannuenen, M.	810.46
Summers, J. T.	2,320.63	Vaselenak, M. & M.	1,569.90
Summers, N.	4,089.30	Vasil, G.	1,297.17
Sumner, J.	5,070.71	Vedres, J. C.	1,887.19
Swaffield, N. M.	2,732.14	Veis, A.	1,577.82
Swaille, C. W.	2,580.78	Veis, G.	519.87
Swan, C. L.	3,396.66	Venhuis, A.	764.50
Swartzenberger, P.	3,062.07	Vikse, A. J.	5,686.43
Szwee, M.	2,018.00	Viszokai, A.	496.32
Szymkunas, K.	3,721.17	Vollrath, R.	3,685.62
Taillefer, P. H.	2,822.04	Vos, A. R.	1,153.62
Talbot, L.	1,991.52	Voytko, D.	1,756.50
Tarasiuk, S.	1,074.33	Waight, G.	1,360.23
Tatarchuk, J.	2,703.66	Wallace, J. F.	5,594.82
Taylor, C. E.	2,792.73	Wallace, L. G.	353.19
Taylor, L. R.	4,107.66	Wallace, M.	619.77
Tchir, E.	2,460.09	Wallin, F. B. H.	1,648.95
Terry, R.	4,671.57	Wang, A.	1,053.63
Tetzlaff, A.	3,391.35	Want, A. H.	7,093.53
Tews, J.	1,732.23	Warburton, C.	1,676.79
Theobald, M. I.	959.07	Warchomy, J.	849.50
Theroux, E.	1,431.06	Warchomy, M.	1,207.15
Thomas, D. E.	2,010.15	Ward, C. R.	6,170.52
Thomas, F. C. & W.	739.38	Ward, D. M.	2,609.61
Thompson, G. A.	772.65	Ward, M. F.	2,161.35
Thompson, J. J.	4,138.67	Watral, P.	866.61
Thompson, T. L.	1,430.46	Watson, A. K.	3,352.11
Thompson, W. E.	1,281.69	Webb, E. E.	483.58
Thompson, W. T.	502.53	Webber, W. G. & C.	2,314.54
Thomson, G.	3,537.81	Weber, M.	754.14
Thomson, J. F.	1,889.82	Wellema, H.	1,176.60
Thomson, W. H. D. & D.	4,956.63	Wells, F. C.	4,137.12
Thornwell, E. A.	1,234.95	Wensley, E. S.	5,193.86
Tighe, J. D.	2,559.57	Westra, P. & M.	849.18
Tocher, W. G.	2,558.59	Wetselaar, L. E.	790.08
Tonhauser, S.	1,681.26	Wheatfield, B. & M. M.	5,433.24
Towle, C. H.	1,623.51	White, C. H. A.	3,233.01

## STATEMENT No. 323—Continued

NAME	AMOUNT	NAME	AMOUNT
White, D. E. ....	\$ 3,207.33	Woollven, R. W. ....	\$ 1,544.85
White, G. ....	1,536.96	Worbets, J. T. ....	4,575.93
White, H. P. ....	7,641.51	Wormsbecker, T. & P. ....	2,078.91
White, I. J. ....	1,706.82	Woytowich, M. ....	225.00
White, J. N. ....	2,207.82	Wray, W. ....	1,249.21
White, L. ....	2,092.35	Wright, R. J. ....	1,135.49
Whitfield, C. ....	1,401.51	Wyatt, F. H. ....	2,545.80
Whitford, M. ....	622.73	Wynnyk, M. ....	1,652.34
Wicks, G. ....	1,188.72	Yacula, A. ....	1,669.29
Wielki, M. ....	1,038.00	Yakiwczuk, W. ....	1,713.57
Wilbraham, C., Estate ....	1,803.50	Yanchar, P. ....	2,946.79
Wilk, J. ....	1,447.89	Yaniuk, L. ....	1,435.29
Wilkes, V. E. ....	1,338.69	Yanosik, P. ....	1,291.11
Wilkie, W. ....	1,820.10	Yasinsky, M. ....	3,813.33
Wilkins, A. L. ....	866.49	Yesse, A. ....	1,615.52
Wilks, E. ....	782.64	Young, G. V. ....	8,570.34
Willcocks, J. W. ....	609.84	Young, L. M. ....	1,449.45
Williams, D. ....	2,874.57	Youngberg, N. M. ....	999.87
Williams, K. E. ....	796.02	Yurkowski, J. J. ....	612.54
Williamson, A. & C. ....	5,873.58	Zajac, W. B. & A. ....	2,991.15
Willoughby, R. H. ....	4,819.86	Zawaronok, E. ....	646.65
Willson, G. ....	2,890.08	Zazulak, A. ....	643.27
Wilmot, P. M. ....	3,347.04	Zeldenrust, J. ....	1,169.46
Wilson, D. M. ....	391.34	Ziegenhagel, A. ....	1,329.72
Wilson, E. V. ....	487.59	Zipse, R. B. ....	3,417.96
Wilson, F. A. ....	2,141.85	Zurawell, T. ....	1,989.45
Wilson, G. ....	2,179.86	Zurch, E. W. ....	6,829.40
Wilson, George A. ....	4,219.68	Zynych, H. ....	1,624.18
Wilson, Gladys A. ....	4,342.80		
Wilson, R. ....	550.00		
Wince, A. ....	1,761.87		
Winfield, H. A. ....	1,089.89		
Witwicki, D. M. ....	366.70		
Wong, A. ....	2,833.49		
Wood, J. M. ....	1,466.46		
Wood, M. E. & M. E. ....	611.91		
Woolley, E. ....	2,084.97		
		TOTAL: Benefits under the Act .....	<u>\$3,377,457.89</u>
		SUMMARY	
		Benefits under the Act .....	\$3,377,457.89
		Withdrawals .....	1,240,862.43
			<u>\$4,618,320.32</u>

GOVERNMENT OF THE PROVINCE OF ALBERTA  
 PAYMENTS UNDER THE M.L.A. PENSION ACT  
 FOR THE YEAR ENDED MARCH 31, 1973  
 BENEFITS UNDER THE ACT

NAME	AMOUNT	NAME	AMOUNT
Aalborg, A. O. ....	\$ 16,978.59	Maccagno, M. ....	\$ 4,314.09
Aloiso, A. ....	4,460.22	Manning, E. C. & M. A. ....	11,366.10
Baker, F. M. ....	3,263.40	Maynard, L. ....	2,639.85
Clark, R. C. ....	2,212.08	McLaughlin, I. ....	4,513.35
Colborne, F. C. ....	14,412.45	Melnyk, N. A. ....	3,376.56
Cooper, A. H. ....	1,160.33	Norris, G. C. ....	4,709.70
Cross, Dr. W. W. & E. M. ....	3,713.58	Patrick, A. R. & F. L. ....	13,818.84
Dixon, A. J. ....	4,254.85	Reiersen, R. ....	13,309.44
Ells, R. B. ....	3,112.80	Ross, J. D. ....	12,990.00
Everitt, H. K. ....	3,421.59	Ruste, H. A. ....	3,323.91
Fimrite, A. O. ....	7,232.73	Sayers, C. I. ....	6,320.37
Gainer, F. L. ....	1,460.82	Speaker, R. A. ....	2,794.35
Gerhart, E. H. ....	6,992.58	Strohshein, A. W. ....	2,492.79
Gordey, A. W. ....	3,526.08	Strom, H. E. ....	7,244.61
Halmrast, L. C. ....	6,178.26	Taylor, G. E. ....	11,446.86
Heard, L. W. ....	4,785.96	Tomyn, K. ....	2,861.22
Henderson, J. D. ....	1,462.41	Tomyn, W. ....	2,812.02
Hillman, J. & V. ....	3,853.02	Ure, W. K. ....	3,142.47
Hinman, E. ....	2,180.10	Willmore, Mrs. D. C. ....	4,145.37
Hooke, A. J. ....	15,437.76	Wilson, E. ....	4,919.58
Johnston, G. F. & M. H. ....	1,425.60	Wingblade, Rev. J. A. ....	2,340.63
Jorgenson, R. D. ....	5,370.99	Wood, C. L. R. ....	2,785.47
Kovach, M. ....	1,713.57		
Lamothe, R. B. ....	3,535.62	TOTAL: Benefits under the Act .....	\$ 264,453.36
Landeryou, J. C. ....	4,771.56		
Leavitt, L. ....	3,088.95		
Lee, E. ....	1,089.61		
Lee, E. L. ....	2,480.67		
Lee, R. ....	215.66		
Leinweber, H. C. ....	2,993.94		

SUMMARY

Benefits under the Act .....	\$ 264,453.36
Withdrawals .....	3,731.13
	<u>\$ 268,184.49</u>

## GOVERNMENT OF THE PROVINCE OF ALBERTA

## PAYMENTS UNDER PUBLIC SERVICE MANAGEMENT PENSION ACT

FOR THE YEAR ENDED MARCH 31, 1973

## BENEFITS UNDER THE ACT

NAME	AMOUNT	NAME	AMOUNT
Armstrong, D. M. ....	\$ 2,757.89	McKay, J. W. ....	\$ 3,804.08
Audley, G. ....	6,111.41	McManus, L. H. ....	15,067.37
Birdsall, J. E. ....	6,332.25	Morrison, A. W. ....	3,306.46
Bloxham, L. J. ....	978.87	Mowatt, M. ....	3,268.66
Campbell, C. W. ....	4,919.02	Raisbeck, R. G. ....	1,375.47
Davey, C. G. ....	7,690.78	Rees, R. S. ....	13,725.45
Davies, G. G. ....	7,088.61	Richardson, J. C. ....	964.54
Elliott, W. C. ....	5,682.48	Rudd, L. P. ....	3,065.84
Filipchuk, G. ....	3,596.19	Self, G. T. ....	1,328.83
Glover, H. ....	2,751.62	Smith, P. L. ....	2,114.85
Hall, L. G. ....	7,739.80	Smuland, R. ....	2,363.53
Holmes, R. W. ....	1,665.76	Tatham, E. A. ....	4,017.62
Homan, H. E. ....	7,080.74	Von Arx, M. E. ....	1,794.72
Huckvale, C. K. ....	5,931.87	Whittle, F. E. ....	6,457.36
Hunter, J. ....	2,554.68		
Kellner, C. W. ....	6,149.76	TOTAL: Benefits under the Act .....	\$ 170,818.97
Kingsep, O. ....	7,085.80		
Kosten, D. ....	3,181.11		
Lawson, D. S. ....	3,922.16		
Logan, W. ....	5,619.03		
Loughlin, F. E. ....	4,224.86		
Martin, H. ....	3,782.54		
McKanna, R. ....	1,316.96		

## SUMMARY

Benefits under the Act .....	\$ 170,818.97
Withdrawals .....	23,716.21
	<u>\$ 194,535.18</u>



## GOVERNMENT OF THE PROVINCE OF ALBERTA

STATEMENT NO. 326

## PAYMENTS TO MUNICIPALITIES, INDIVIDUALS, FIRMS AND CORPORATIONS

for supplies or services rendered, allowances or grants, where aggregate of payments exceeded \$10,000.00 including payments out of Queen's Printer Advance, Highways and Public Works Stock Advance and other statutory funds—arranged in alphabetical order to show total amount received by each payee.

## FOR THE YEAR ENDED MARCH 31, 1973

NAME	AMOUNT	NAME	AMOUNT
A.B.C. Press .....	\$ 17,153.85	Alberta Tractor Parts Ltd. ....	\$ 10,062.39
A.I.M. Steel Ltd. ....	522,700.29	Alberta Trading Co. Ltd. ....	15,833.74
A.T. Construction Transit Mix Ltd. ....	28,826.46	Alberta Turf & Landscaping Ltd. ....	23,204.80
Abbott, B. ....	13,958.30	Alberta Union of Rural Electrification Assn. ....	192,500.00
Aberdeen Pharmacy ....	11,148.34	Alberta Urban Municipalities Assn. ....	110,075.40
Able Cartage & Furniture Movers ....	11,651.50	Alberta Wheat Pool ....	46,629.60
Abugov & Sutherland ....	18,617.70	Alberta Youth for Christ Frontier Lodge ....	38,520.00
Acadia School Division No. 8 ....	11,950.70	Alberts Central Shopping ....	37,610.11
Accord Communication Services Ltd. ....	16,938.12	Alcohol Education Association of Alberta ....	15,250.00
Acklands Ltd. ....	219,227.19	Alcraft Printing Co. Ltd. ....	11,567.00
Acme Brake & Clutch Ltd. ....	10,012.23	Alfalfa Processors Co-op Assn. ....	25,000.00
Acme Chrome Furniture Ltd. ....	30,139.76	Allan Crawford Associates Ltd. ....	33,394.33
Acres Consulting Services Ltd. ....	31,809.84	Alldritt Apartments Ltd. ....	58,435.87
Actiplast Industries Ltd. ....	28,540.80	Allied Brake & Clutch Ltd. ....	14,278.06
Adam, P. H. ....	30,075.00	Allied Chemical Services Ltd. ....	121,744.14
Adams Laboratories Ltd. ....	11,023.15	Allied Development Corp. Ltd. ....	249,948.97
Adams, L. I. Contractors Ltd. ....	21,603.35	Allied Tools Ltd. ....	20,160.09
Adams, L. J. ....	30,731.88	Alkind Drilling Ltd. ....	12,836.80
Adby Demolition Co. Ltd. ....	11,200.00	Alpina Milk Co. ....	38,419.00
Addison Westway Canada Ltd. ....	173,788.74	Alpine Forest Products 1970 Ltd. ....	747,787.83
Addresograph Multigraph of Canada Ltd. ....	66,535.71	Alpine Helicopters Ltd. ....	38,990.84
Admanagement Ltd. ....	28,157.45	Alta. West Const. Ltd. ....	3,869,562.84
Advance Cartage Ltd. ....	16,830.05	Alther Const. Ltd. ....	81,413.00
Agmac Inc. ....	11,930.97	Ambassador Electronics Ltd. ....	49,182.09
Aggravate Products Ltd. ....	30,014.00	Amerada Minerals Corp. of Canada Ltd. ....	11,543.67
Agricultural Development Corp. ....	2,000,000.00	American Hospital Supply ....	11,155.56
Agricultural Economics Research Council of Canada ....	16,627.99	Amoco Canada Petroleum Co. Ltd. ....	51,640.84
Agro Copter Enterprises Ltd. ....	43,213.50	Amorlea Farms Ltd. ....	50,000.00
Air Canada ....	278,326.44	Anderson Drug ....	13,342.87
Air Spray Ltd. ....	212,065.80	Anderson, Dr. Leo R. ....	18,063.66
Alberta Agricultural Research Trust ....	131,283.00	Andrew Agricultural Society ....	50,000.00
Alberta Alarm Co. ....	49,672.83	Angus, George Canada Ltd. ....	38,870.30
Alberta Alcoholism & Drug Abuse Commission	29,171.72	Angus, R. Alberta Ltd. ....	147,787.83
Alberta Apartment Management ....	43,452.00	Anthes Equipment Ltd. ....	16,863.21
Alberta Art Foundation ....	50,000.00	Antonia Verweire Edmond Peter ....	35,626.79
Alberta Assn. for the Mentally Retarded ....	20,309.90	Apeco of Canada Ltd. ....	26,515.84
Alberta Assn. of Consumers Assn's. of Canada	26,500.00	Aquarius Exploration Ltd. ....	12,799.10
Alberta Aviation Council ....	12,094.00	Arbutus, Buscombe, Cassidy Co. ....	24,380.13
Alberta Ballet Co. ....	16,476.98	Archibald, Edwards, Wallbridge et al ....	18,548.25
Alberta Blue Cross Building ....	30,154.65	Arctic Institute of North America ....	10,020.93
Alberta Caretakers Supplies Ltd. ....	139,465.42	Armo Canada Ltd. ....	694,240.98
Alberta Co-op Taxi Ltd. ....	18,728.75	Armstrong Drug Ltd. ....	13,072.43
Alberta College ....	362,376.92	Armstrong, W. T. Crushing Ltd. ....	31,280.00
Alberta Colleges Commission ....	18,727,581.62	Army & Navy Dept. Store Ltd. ....	196,442.40
Alberta Concrete Products Co. Ltd. ....	49,293.88	Arnie's Moving & Delivery ....	12,034.50
Alberta Corn Committee ....	28,000.00	Arnold, Edward D. & James J. ....	10,082.05
Alberta Culvert Co. Ltd. ....	449,606.91	Aronovitch & Leipsic Alta. Ltd. ....	63,194.39
Alberta Dental Assn. ....	1,605,252.73	Arrow Management Ltd. ....	139,910.21
Alberta Drywall Supply Ltd. ....	16,375.27	Artesia Drilling Ltd. ....	20,886.32
Alberta East Central Health Unit ....	122,269.41	Ash Temple Ltd. ....	20,003.44
Alberta Egg & Fowl Marketing Board ....	59,705.69	Aspenses, F. & M. ....	20,000.00
Alberta Electrical Supplies ....	62,790.71	Assaly Const. Ltd. ....	20,744.65
Alberta Fish & Game Assn. ....	10,005.00	Associated Engineering Services Ltd. ....	172,415.31
Alberta General Insurance Co. ....	396,182.94	Associated Helicopters Ltd. ....	1,165,648.62
Alberta Government Telephones ....	22,702,811.91	Associated Refrigeration Industries Ltd. ....	54,475.99
Alberta Great West Vacations Assn. ....	12,000.00	Associated Van Lines Ltd. ....	20,402.88
Alberta Hail & Crop Insurance Corp. ....	1,300,000.00	Astro Tires Distributors Alberta Ltd. ....	45,667.18
Alberta Health Care Insurance Commission	17,037,936.03	Astro Travel Service ....	16,970.57
Alberta Hospital Services Commission ....	237,354,827.93	Asco Leasing D. & J. ....	14,327.20
Alberta Housing & Urban Renewal Corp. ....	15,034,687.17	Atco Western Ltd. ....	23,837.00
Alberta Human Rights Assn. ....	13,005.50	Athabasca District Agricultural Society ....	25,000.00
Alberta Liquor Control Board ....	15,042,845.75	Athabasca Health Unit ....	80,904.53
Alberta Musical Festival Assn. ....	13,760.00	Athabasca Pharmacy Ltd. ....	17,630.33
Alberta National Drug Co. Ltd. ....	63,132.67	Atlantic Helicopters Ltd. ....	42,363.00
Alberta Native Communications Society ....	99,184.00	Atlas Alloys ....	11,292.80
Alberta New Start Inc. ....	14,651.41	Atlas Book Bindery 1961 Ltd. ....	58,898.29
Alberta Opportunity Co. ....	3,801,675.02	Atlas Construction Co. Ltd. ....	18,364.38
Alberta Opiometric Assn. ....	276,509.28	Atlas Demolition Ltd. ....	10,476.65
Alberta Pe Ta Pun Development Corp. ....	261,348.63	Austin, J. P. ....	101,228.84
Alberta Photo Reprographics ....	15,081.25	Automated Business Forms Western Ltd. ....	141,568.39
Alberta Potato Commission ....	38,238.65	Avallon Aviation Services ....	12,985.00
Alberta Power Ltd. ....	526,844.58	Avco Financial Services ....	11,325.97
Alberta Racing Commission ....	25,000.00	Avenue Corner Drug ....	11,189.47
Alberta Rapeseed Growers Assn. ....	15,000.00	Avist Transport of Canada Ltd. ....	26,519.54
Alberta Rehabilitation Council for the Disabled ....	10,354.73	Ayerst Laboratories ....	13,396.01
Alberta Remodelling & Const. Ent. Ltd. ....	77,904.84	B/W Type Service Ltd. ....	28,171.76
Alberta Resources Railway ....	2,756,250.00	Babcock & Wilcox Canada Ltd. ....	535,947.64
Alberta Safety Council ....	67,295.70	Backer, James H. ....	11,007.50
Alberta Sheep & Wool Commission ....	11,128.15	Badan, Olga & Steve ....	12,460.00
Alberta Society for Autistic Children ....	19,800.00	Bailey Meter Co. Ltd. ....	13,149.48
Alberta Stamp & Marking Company ....	10,618.80	Bain Bros. Construction Ltd. ....	230,470.58
Alberta Steel Products Ltd. ....	13,545.77	Baker & Taylor Co. ....	13,204.09
		Baker Lovick BBDO Ltd. ....	107,939.91
		Balfour Guthrie Canada Ltd. ....	17,073.31



## CASH PAYMENTS

517

## STATEMENT No. 326—Continued

NAME	AMOUNT	NAME	AMOUNT
Balkan, J.	\$ 13,035.00	Bonnybrook Steel Ltd.	\$ 42,960.88
Balmora Developments Ltd.	10,800.00	Bonnyville Drug Store Ltd.	30,160.39
Baltimore Aircoil of Canada	10,695.00	Bonnyville Gas Co. Ltd.	10,569.89
Baniff Centre	15,855.20	Bonnyville School Division No. 46	69,026.73
Baniff Lake Louise Chamber of Commerce	14,000.00	Bonnyville School District No. 2665	19,700.57
Baniff National Park Health Unit	11,065.40	Boode, Mrs. M.	10,897.15
Baniff School District No. 102	80,129.09	Book Order Service of Canada	40,549.30
Bank of Montreal	581,116.65	Boon, C. W. & Co. Ltd.	11,129.23
Bank of Nova Scotia	163,124.47	Bootsma, John & Gerloffe	13,250.00
Bapco Paint Supply Ltd.	48,833.12	Border Paving Ltd.	469,091.35
Bara, Marvin, Sarnecki, Hilda & Bara, Lucyza	44,000.00	Borger Construction Ltd.	12,006.91
Barber Ellis of Canada Ltd.	119,416.12	Bornowsky, Joseph & Jean I.	12,950.00
Barber Engineering & Supply Ltd.	10,391.64	Borrett, C. B.	11,310.12
Barclay, H. J. & Mrs.	12,400.50	Borstad Cartage Ltd.	25,953.43
Barnes Security Services Ltd.	56,496.59	Bosma, Sandra J. & Lovell, Dixie M.	33,667.50
Barons Eureka Health Unit	84,141.34	Bostich Division of Textron Canada Ltd.	29,317.33
Barhead Agricultural Society	25,000.00	Bothwell Brothers Ltd.	79,419.35
Barhead Exhibition Assn.	25,150.00	Botrakoff, M. B. & Olson, C.	11,600.00
Bartole, J. Construction Ltd.	205,973.52	Botsford Advertising Distributor Service Ltd.	11,538.52
Bartons Drug Ltd.	13,538.10	Bouck, Roy	25,711.30
Bate, W. S. Limited	25,659.60	Bouey, H. & R.	34,140.08
Battle River Agricultural Society	21,754.94	Bow Helicopters Ltd.	55,731.67
Bay Drug	24,396.83	Bow River Irrigation District	38,357.76
Baydala Drug	66,306.02	Bowes Co. Ltd.	14,193.67
Bayview Air Service Ltd.	59,691.19	Bowness Drugs 1967 Ltd.	17,225.99
Beamish, Wesley E.	18,319.81	Bowness Sand & Gravel Co. Ltd.	601,863.72
Beard, Eileen D. & Patricia	20,456.27	Boylans Drug Store Ltd.	10,097.04
Beaton, John D. Estate	40,277.86	Boyle & District Agricultural Society	25,000.00
Beaton Finlayson Architects	50,907.65	Boys Club of Calgary	58,575.40
Beaudoin, R.	28,494.78	Braburn Pharmacy Ltd.	67,105.86
Beaudry, Mrs. P.	12,960.68	Bradley, F. G. Co. Ltd.	24,534.59
Beaver Lumber Co.	35,739.34	Brake Drome	17,314.41
Beaverlodge Drug Ltd.	11,635.12	Bralorne Petroleum Ltd.	15,963.73
Becker Drills Ltd.	14,266.12	Brandram Henderson Co.	5,312.06
Beckman Instruments Inc.	16,360.69	Brazeau River Constructors Ltd.	18,257.70
Beddoes, Don Construction Co. Ltd.	33,966.78	Breitkreutz, Dr. H.	21,134.70
Behrends Bronze Industries Ltd.	16,522.02	Brentwood Medical Centre	10,124.60
Belands General Store	12,281.54	Brewerton Medical Centre Apothecary Ltd.	27,878.31
Bell & Howell Canada Ltd.	57,572.76	Brewster Transport Co. Ltd.	14,308.39
Belmont Drug Store	10,477.30	Briden Construction Ltd.	147,774.52
Belvedere Drug Ltd.	25,699.30	Bridge Brand Produce Co. Ltd.	185,608.68
Bell Well Service Ltd.	18,471.19	Bridgeland Pharmacy	15,838.97
Bennett & White Alta. 1963 Ltd.	78,925.00	Brisebois Bros. Construction Ltd.	24,575.09
Benning, Edward P.	13,076.65	British Columbia Forest Products Ltd.	302,109.81
Benny, Morris	11,377.10	Brooks School District No. 2092	16,929.06
Bennys Construction	30,191.78	Brooks, Harry	15,945.07
Bens Well Service	18,354.40	Brosseau Maccagno	15,957.54
Berry Creek School Division No. 1	25,787.51	Brosseau Dept. Store Ltd.	24,432.16
Berscht, J. V. & Sons Innisfail Ltd.	62,206.95	Brothers of Our Lady of Lourdes	149,728.50
Beton Structures Ltd.	48,025.46	Brown Boveri Canada Ltd.	13,122.20
Bettensons Sand & Gravel Co. Ltd.	16,753.86	Brown Okamura & Associates Ltd.	21,316.70
Better Built Machinery Corp.	22,005.10	Brownlee Drug Co. Ltd.	12,381.89
Better Business Bureau of Edmonton	15,032.35	Bryce Robinson Electric Ltd.	14,014.30
Beverly Food Store	12,425.45	Bryxet Metal & Covering Ltd.	178,786.83
Beverly Pharmacy	12,062.14	Buckley Drug	15,405.16
Big Country Health Unit	56,059.39	Bucks Construction Co. Ltd.	81,775.08
Big Yield Fertilizer Sales Ltd.	12,715.00	Budd Bros. Ltd.	35,262.09
Biggin Hill School District No. 5029	16,925.80	Bulletin Printers Ltd.	544,912.43
Billingsgate Fish Co. Ltd.	15,476.77	Burke Integrated Ceilings Ltd.	17,909.69
Billow, Dwayne D.	11,954.51	Burley, John T.	21,810.40
Bills News & Confectionery	44,066.70	Burns & Maceachern Ltd.	10,732.69
Bilodeau, Dan Const. Ltd.	76,471.00	Burns Foods Ltd.	368,483.01
Binder Construction Ltd.	60,776.68	Burns, Ralph C. Estate	19,118.56
Bird Construction Co. Ltd.	1,610,406.70	Burritt Travel Service Ltd.	21,800.45
Birnie, B. G.	26,484.53	Burroughs Business Machines Ltd.	25,838.55
Bishop, Spencer C.	14,630.00	Burrows & Lau Architects	37,409.93
Bissell Centre United Church	54,900.00	Burrows, C. Construction Ltd.	457,917.83
Bisset Lavery Wholesale Furniture Ltd.	116,708.72	Burton Denture Clinic	14,305.80
Bjor, Arthur & Peets, H.	29,500.00	Butler, Krebs Associates Ltd.	30,206.19
Blackfoot Agricultural Society	50,000.00	Buy Rite Food Store	10,360.41
Blackfoot Indian Reserve	14,968.00	Byers Flour Mills Ltd.	14,958.76
Blackwell, B. H. Ltd.	24,375.39	Byers, Ralph G. & Walter W.	69,338.53
Bladen Construction Ltd.	15,877.40	Byrne, F. T.	20,597.06
Blain Maclean Pharmacy Ltd.	17,168.68	Byrnes & Hall Construction	12,632.84
Blair, Gordon & Francis M.	42,674.00	C.A.C. Leasing Co.	49,073.72
Blair, John N. & Trimble, Grant et al.	25,028.08	C.A. Sales Quebec Corp.	15,810.00
Blairmore I.G.A.	17,914.67	C.F.C.N. Television Ltd.	11,145.25
Blanchfield Pharmacy	18,156.13	C.I.P. Mid West Ltd.	218,976.82
Bland, Roger C.	37,848.73	Cae Aircraft Ltd.	13,229.84
Blocks Store	18,384.58	Caldraft Ltd.	10,362.68
Blowey Henry Ltd.	156,810.47	Calgary & Region Educational Television Assn.	166,005.14
Blue Bottle Pharmacy Ltd.	14,387.56	Calgary Artificial Limb Factory	13,647.29
Blue Flame Propane Ltd.	58,034.67	Calgary Assn. for the Mentally Retarded	94,622.00
Blyth, Alfred	21,000.00	Calgary Christian School	35,000.00
Boardman, Reginald H.	22,963.28	Calgary Co-op. Assn. Ltd.	178,568.37
Boisverts Store Ltd.	96,696.37	Calgary Exhibition & Stampede	123,460.82
Bolstad Engineering Associates Ltd.	56,378.74	Calgary Family Service	19,645.55
Bonar & Bemis Ltd.	22,326.30	Calgary Flying Club	10,864.00
Bond & Mogridge Architects	52,340.89	Calgary Hebrew School	40,496.00
Bondar, Elizabeth L.	17,855.00	Calgary Home Domestics	24,645.19
Bonko, Paul	12,770.00	Calgary Housing Authority	27,874.52
Bonner, Ethel E. M.	48,106.16	Calgary Indian Friendship Society	17,600.00

## STATEMENT No. 326—Continued

NAME	AMOUNT	NAME	AMOUNT
Calgary Inn .....	\$ 12,286.85	Caribou Construction Ltd. ....	\$ 87,459.91
Calgary Municipal Library Board .....	25,000.00	Carlyle, Robert F. Estate .....	10,317.00
Calgary Operation Placement Committee .....	18,750.00	Carnat, M. ....	12,785.33
Calgary Philharmonic Society .....	46,285.03	Carnation Co. Ltd. ....	22,076.50
Calgary Power Ltd. ....	4,399,996.11	Carrington Drugs .....	11,592.06
Calgary Protection Services Ltd. ....	34,582.05	Carroll, Gerald K. Estate .....	52,728.93
Calgary Public School Board .....	40,770.35	Carry, C. W. 1967 Ltd. ....	45,178.97
Calgary R.C.S.S.D. No. 1 .....	511,241.80	Carson, G. M. Construction Ltd. ....	18,900.90
Calgary Rehabilitation Society .....	104,544.00	Carson, Gordon Construction .....	53,928.65
Calgary School District No. 19 .....	2,546,887.18	Carwell Co. Ltd. ....	23,868.62
Calgary School Division No. 41 .....	97,908.08	Carter, John A. ....	10,392.05
Calgary Student Employment Comm. ....	16,400.00	Carwald Concrete & Gravel Co. Ltd. ....	17,237.05
Calgary Tourist & Convention Assn. ....	25,480.00	Cascade Builders Ltd. ....	113,586.33
Callow Beares Western Ltd. ....	15,634.30	Cash Foods Ltd. ....	17,241.90
Cam Evans Construction Ltd. ....	24,071.75	Catholic Archdiocese of Edmonton .....	16,800.00
Cam Gard Industrial Electronics Ltd. ....	51,614.32	Cecil Hotel Lodge .....	11,679.21
Campbell, Ernest Const. Ltd. ....	15,448.72	Cedar Crest Landscaping Ltd. ....	18,410.00
Campbell, I. W. Construction Ltd. ....	38,337.91	Cedars Villa .....	35,870.34
Campbell, J. K. & Associates Ltd. ....	45,961.55	Celanese Resources Ltd. ....	115,627.83
Campbells Prescription Drug Store .....	13,740.71	Canalta Truckers Ltd. ....	10,491.86
Camrose Agricultural Society .....	11,214.91	Centennial Investments Ltd. ....	50,364.39
Camrose Lutheran College .....	590,007.40	Centennial Villa .....	33,834.35
Camrose R.C.S.S.D. No. 60 .....	12,332.45	Central Alberta Dairy Pool .....	135,038.88
Camrose School District No. 1315 .....	84,425.14	Central Alberta Land Use Co-op. Ltd. ....	122,834.25
Camwil Construction Ltd. ....	84,176.00	Central Alta. Regional School Dist. No. 3 .....	50,000.00
Can Construction Co. Ltd. ....	3,060,983.13	Central Dry Goods Promislow Ltd. ....	64,959.72
Can Engineering .....	137,534.08	Central Equipment Rentals & Sales Ltd. ....	10,702.45
Canada Carbon & Ribbon Co. Ltd. ....	24,912.19	Central Mortgage & Housing Corp. ....	92,352.35
Canada Cement Lafarge Ltd. ....	758,080.52	Central Pastel Lodge .....	51,501.91
Canada News Wire .....	28,287.00	Central Park Lodges of Canada Ltd. ....	37,674.57
Canada Packers Ltd. ....	396,580.39	Central Personnel Services Ltd. ....	15,262.25
Canada Permanent Trust Co. ....	69,697.63	Central Scientific Co. of Canada Ltd. ....	11,018.29
Canada Safeway Ltd. ....	3,032,013.53	Centre Village I.G.A. 001 .....	11,673.61
Canada Trust Co. ....	3,773,285.47	Century Sales & Service Ltd. ....	39,538.29
Canada Trust Huron & Erie .....	28,526.63	Certified Rentals Ltd. ....	18,645.15
Canadian Arthritis & Rheumatism Society .....	15,000.00	Chalifoux, Arthur J. ....	10,365.00
Canadian Assn. of Consumers .....	12,000.00	Champion Transport Ltd. ....	16,695.50
Canadian Broadcasting Corp. ....	61,610.37	Chancery Hall .....	127,707.14
Canadian Corps of Commissioners .....	546,312.92	Chapel of Memories Ltd. ....	34,801.91
Canadian Council of Resource Ministers .....	37,479.50	Charles, John F. & Beny, William P. ....	52,085.04
Canada Council of Social Development .....	16,404.21	Charlton & Hill Ltd. ....	29,568.52
Canadian Education Assoc. ....	20,785.50	Chateau Lacombe .....	12,382.29
Canadian Electronics Ltd. ....	46,795.89	Chemonics Industries Ltd. ....	182,723.00
Canadian Forces Base South Dist. No. 4986 .....	13,516.15	Chevron Asphalt Ltd. ....	153,617.43
Canadian Forestry Equipment Co. ....	11,173.09	Chevron Standard Ltd. ....	10,266.51
Canadian Freightways Ltd. ....	15,977.49	Chief Mountain Health Unit .....	27,187.92
Canadian General Electric Co. Ltd. ....	148,321.26	Chimo Youth Retreat Centre .....	14,964.00
Canadian Imperial Bank of Commerce .....	10,480,946.97	Chinook Flying Service Ltd. ....	31,530.58
Canadian Industrial Gas & Oil Ltd. ....	11,085.06	Chinook Health Unit .....	72,877.82
Canadian Industries Ltd. ....	13,157.43	Chinook Shopping Centre .....	16,601.08
Canadian Ingersoll Rand Co. Ltd. ....	18,365.69	Chmielewski, Paul .....	18,815.00
Canadian Laboratory Supplies Ltd. ....	132,457.67	Chornells Drug Store .....	12,473.22
Canadian Library Supply Co. Ltd. ....	11,351.94	Christianson Trucking & Excavating Ltd. ....	34,004.95
Canadian Linen Supply Co. Ltd. ....	50,584.75	Chubb Mosler & Taylor Safes Ltd. ....	33,657.77
Canadian Liquid Air Ltd. ....	70,083.54	Chudoba, Mike & Helen .....	19,000.00
Canadian Marconi Co. ....	37,399.32	Ciba Co. Ltd. ....	14,718.84
Canada Mental Health Assn. ....	60,127.30	Cierny, J. ....	16,492.80
Canadian Motorola Electronics Co. ....	26,091.67	Cikaluk, G. ....	12,725.92
Canadian National Canadian .....		Cinderella Maid Service .....	35,384.08
Pacific Telecommunications .....	43,077.74	Cine Audio Ltd. ....	11,800.73
Canadian National Institute for the Blind .....	105,167.58	Citadel Theatre .....	39,226.45
Canadian National Railways .....	865,302.15	Cities:	
Canadian Native Friendship Centre .....	19,055.50	Calgary .....	28,163,901.50
Canadian Occidental Petroleum Ltd. ....	14,669.43	Camrose .....	299,727.83
Canadian Oxygen Ltd. ....	28,865.13	Drumheller .....	284,955.76
Canadian Pacific Air Lines Ltd. ....	81,030.44	Edmonton .....	25,729,667.73
Canadian Pacific Railway .....	78,842.36	Grande Prairie .....	540,128.87
Canadian Pacific Transport .....	26,447.25	Lethbridge .....	1,546,538.81
Canadian Pittsburgh Industries Ltd. ....	34,767.18	Lloydminster .....	108,231.36
Canadian Propane Gas & Oil Ltd. ....	107,670.73	Medicine Hat .....	1,175,335.97
Canadian Red Cross Society .....	35,731.68	Red Deer .....	1,052,083.80
Canadian Salt Co. Ltd. ....	248,711.04	Wetaskiwin .....	254,945.21
Canadian Security & Police Academy .....	11,410.20	City Cab Co. Ltd. ....	20,737.60
Canadian Standards Assn. ....	10,969.53	City General Supplies Co. Ltd. ....	13,469.94
Canadian Stockbreeders Service .....		City Savings & Trust Co. ....	56,936.00
International Ltd. ....	24,099.50	Clareholm Dairy .....	23,119.79
Canadian Union College .....	133,181.44	Clareholm Medical Associates .....	14,400.00
Canadian Utilities Ltd. ....	349,923.59	Clark & Fawcett Sea Foods Ltd. ....	12,168.22
Canadian Western Natural Gas Co. Ltd. ....	2,569,008.61	Clark, James R. & John D. ....	17,090.78
Canative Housing Corporation .....	55,792.80	Clark Wm. Roofing Ltd. ....	55,320.56
Canfilm Screen Service Ltd. ....	27,022.00	Clarke, H. F. Ltd. ....	11,636.11
Canfor Ltd. ....	16,229.92	Clarkson, J. Graham Consultants Ltd. ....	19,874.98
Cantilever Construction Ltd. ....	741,588.94	Classic Catering Service Ltd. ....	17,631.35
Cantor, M. M. ....	34,907.68	Cloughton, Robert R. ....	10,260.00
Canwest Aviation Ltd. ....	23,266.00	Clayton, W. James .....	15,147.50
Cadette Transport Ltd. ....	21,536.89	Clinic Pharmacy .....	18,509.75
Capital Management Ltd. ....	11,132.65	Clock Drug Store .....	17,665.91
Capitol Drugs .....	10,404.64	Coachways System .....	22,047.90
Cappco Pipe Piling Ltd. ....	64,089.46	Coaldale Pharmacy .....	11,639.76
Cardinal Industrial Electronics Ltd. ....	77,096.87	Coates, Robert Frank .....	10,197.64
Cardinal, Melvin .....	10,062.70	Colgate Palmolive Ltd. ....	257,153.20
Cardston School Division No. 2 .....	29,237.19	Collier Macmillan Canada Ltd. ....	38,085.48

## CASH PAYMENTS

519

## STATEMENT No. 326—Continued

NAME	AMOUNT	NAME	AMOUNT
Collingwood Acres Ltd.	40,738.00	Groteau, Luella M. & Fecto, Robert J., Executors	\$ 49,658.32
Collins Steel Products Ltd.	174,004.50	Crown Express Delivery Ltd.	25,248.05
Commercial Printers Ltd.	25,449.13	Crown Lumber Co. Ltd.	17,286.99
Commercial Woodcrafts 1960 Ltd.	25,449.40	Crown Tire Service Ltd.	23,019.55
Commonwealth Construction Co. Ltd.	2,926,996.01	Crown Trust Co.	12,416.87
Community Corrections Committee	17,046.40	Crown Zellerbach Paper Co. Ltd.	271,970.52
Computer Sciences Canada Ltd.	10,639.38	Crowsnest Pass School Division No. 63	27,663.31
Computrex Computer Centres Ltd.	28,480.89	Cumming Ditching Ltd.	41,678.33
Con Force Products Ltd.	1,426,270.19	Cunningham & Shannon Ltd.	687,058.74
Concept Distribution & Marketing Services Ltd.	16,012.47	Currie Road Service Ltd.	18,510.99
Concordia College	57,417.25	Curt, James Estate	131,027.43
Concordia High School	12,755.00	D & T Automotive Accessories & Parts Ltd.	10,622.24
Concrete Reinforcing Engineering Ltd.	81,626.87	Daam Galvanizing Co. Ltd.	21,224.43
Coneco Equipment Ltd.	30,401.18	Dabbs Control Surveys Ltd.	10,483.00
Connaught Medical Research Laboratories	167,256.17	Dale Maynard Const. Ltd.	180,766.72
Conroy Frederick D. & John E., Executors	11,700.00	Dales, R. R. Construction Co. Ltd.	39,175.80
Consolidated Concrete Ltd.	263,321.13	Daly Gervais Matthewman	19,131.75
Consolidated Holdings	15,320.52	Daly, Gervais M.	13,983.30
Construction of Handball Court, Barrhead	38,000.00	Daniel, Dr. B. H.	10,297.50
Consumers Welding Supplies Ltd.	46,365.53	Darcy, D. D. Executor	14,278.61
Contact Airways Ltd.	71,262.63	Davidson Enman Lumber Ltd.	29,862.75
Continental Landscapers Ltd.	19,658.00	Davidson, John & Rose	25,920.00
Continental Petroleum Rubber Co. Ltd.	11,718.38	Davis, I. H. Contracting Ltd.	22,400.15
Continental Public Relations Ltd.	11,079.76	DeLaval Co. Ltd.	27,427.44
Continuous Forms Alberta Ltd.	93,456.01	DeRidder, D., Day, Dr. J., Hall, Dr. A., Sherman, I.	79,622.48
Control Data Canada Ltd.	243,889.57	DeVries Bros. Construction Ltd.	122,177.85
Control Land Surveys	24,950.30	DeWispelaere, Alice M., Skene, G. W. & Gorman, J. C.	12,926.93
Controlled Environments Ltd.	13,193.50	Deakin, Barrie A. Estate	35,508.92
Cook, W. A. & Sons Ltd.	95,429.26	Dean Construction	22,277.26
Cook, B. Moving & Storage Ltd.	20,991.48	Dechants I.G.A.	24,347.11
Cook, William	10,095.00	Deegen, George	10,713.27
Cooke Plumbing Provost Ltd.	15,685.09	Dekeyser, J. Estate	10,910.19
Cooper Widman Ltd.	85,451.95	Deko Industries Ltd.	17,721.70
Copithorne, John C.	11,600.00	Deley, J.	10,298.65
Corab Services Ltd.	12,152.00	Deluxe Foods	13,007.16
Coralwood Academy	13,232.00	Denco	24,846.35
Corbets Ltd.	16,696.41	Dent, J. M. & Sons Canada Ltd.	55,908.43
Corrmode & Dickson Construction Ltd.	60,074.00	Derrick Dodge Chrysler	88,507.78
Coronation & District Recreation Board	14,124.65	Dewberry & District Agriculture Society	26,000.00
Coronation Agricultural Society	30,000.00	Dick, A. B. Co. of Canada Ltd.	88,858.78
Costello, Everett W. & Bryant H.	19,945.74	Dickson, Samuel A. Estate	12,627.51
Council of Ministers of Education	24,405.00	Dictaphone Corp. Ltd.	19,428.39
Counties:		Diebold Co. of Canada Ltd.	81,990.90
Athabasca No. 12	605,827.79	Digital Equipment of Canada Ltd.	37,562.67
Barrhead No. 11	300,720.33	Dillman Transport Ltd.	11,119.33
Beaver No. 9	361,383.94	Dillman, Lawrence	12,990.00
Camrose No. 22	491,245.82	Disney Bros. Construction	26,905.42
Flagstaff No. 29	370,669.80	Dispensaries Ltd.	85,239.60
Forty Mile No. 8	393,377.49	Dispose-All Services Ltd.	15,853.95
Grande Prairie No. 1	551,864.27	Diversey Canada Ltd.	32,343.11
Lac Ste. Anne No. 28	395,885.69	Doke, James	30,449.22
Lacombe No. 14	472,323.84	Dollar Land Corporation Ltd.	279,411.90
Lamont No. 30	332,056.00	Dollar Pharmacy Ltd.	13,109.31
Leduc No. 25	619,179.45	Dominion Bridge Co. Ltd.	359,430.17
Lethbridge No. 26	402,032.63	Dominion Fruit Ltd.	15,688.94
Minburn No. 27	417,538.29	Dominion Tractortown Ltd.	19,242.36
Mountain View No. 17	462,117.11	Domo Construction Ltd.	84,625.57
Newell No. 4	370,471.01	Domtar Chemicals Ltd.	368,954.87
Paintearth No. 18	238,272.18	Domtar Construction Materials Ltd.	22,318.77
Parkland No. 31	452,586.83	Donn Larson Office Interiors Ltd.	172,201.58
Ponoka No. 3	399,646.42	Dorran, Brian W.	21,212.85
Red Deer No. 23	609,471.71	Dorschied Brothers Construction	22,012.23
Smoky Lake No. 13	270,271.48	Dorschied, L. A.	24,074.69
St. Paul No. 19	384,470.62	Douglas Pouldred Publishers	17,348.81
Stettler No. 6	329,127.32	Douglas Printing Co. Ltd.	50,411.62
Strathcona No. 20	927,766.42	Douglas, W. J. Estate	21,125.70
Thorhild No. 7	316,183.66	Douglas Drug No. 1	16,901.00
Two Hills No. 21	319,662.10	Dow Chemical of Canada Ltd.	120,668.84
Vermilion River No. 24	447,543.93	Dower Bros. Ltd.	24,565.12
Vulcan No. 2	341,920.23	Down Town Drugs Ltd.	14,769.13
Warner No. 5	333,832.95	Downey, L. W. Research Associates Ltd.	126,666.69
Wetaskiwin No. 10	519,254.38	Drafab Metal Products Ltd.	39,700.50
Wheatland No. 16	347,415.57	Draffins Dispensary	13,061.68
Country & New Town Properties Canada Ltd.	18,254.31	Drain Brothers Construction Co. Ltd.	12,732.50
Coutts Machinery Co. Ltd.	35,951.57	Drake, R. L.	12,346.05
Cowling Construction	14,768.54	Dreiz, Horst	20,000.00
Cowling Contractors Ltd.	12,781.00	Drexel, F. Co. Ltd.	10,149.33
Cowtown Holdings Ltd.	1,280,422.35	Drugs by Bishop Ltd.	20,532.98
Cox, Dennis	11,177.00	Drumheller Assn. for Retarded Children	16,134.90
Cox, Howard R.	24,000.00	Drumheller Co-op Ltd.	10,326.42
Cox, Mr. & Mrs. Vernon	30,900.00	Drumheller Health Unit	86,604.96
CPC Rentals Ltd.	23,215.43	Drumheller Bailly School Division No. 62	129,231.28
Craig, Thomas R.	16,250.00	Drummond, R. Jack	10,436.40
Crain, R. L. Ltd.	173,389.97	DuPont of Canada Ltd.	304,966.59
Cramer & Bennett Holding Co. Ltd.	404,872.31	Duguar, Gerard	19,957.50
Crane Supply	109,093.74	Duncan, Irvin W.	18,940.01
Crawford, Ralph	30,731.72	Dunford Construction Ltd.	343,323.27
Cristall, Norman D. M.	335,066.16	Dunlop Canada Ltd.	19,081.23
Crooks Drugs Ltd.	15,485.64	Durant Construction Ltd.	15,380.18
Crosstown Motor City	262,720.39		



## STATEMENT No. 326—Continued

NAME	AMOUNT	NAME	AMOUNT
Dvorkin Meat Packers Ltd.	\$ 150,060.83	Failing, George E. Supply Co. Ltd.	\$ 10,558.81
Dyck Brothers Construction Ltd.	125,036.11	Fairview & District Recreation Board	10,235.00
Dynamic Transport Ltd.	303,364.01	Fairview Drugs	16,428.71
E & P Foods Ltd.	13,837.70	Fairview School Division No. 50	29,212.44
E. S. K. Distributors Ltd.	24,670.18	Family Drugs 1968 Ltd.	29,971.08
Easson, K. H.	10,682.00	Family Service Assn. of Edmonton	15,000.80
Eastern Irrigation District	356,019.97	Farm Electric Services Ltd.	128,802.21
East Side Store	12,758.27	Farmers & Merchants Trust Co. Ltd.	16,938.10
East Smoky School Division No. 54	45,994.46	Fartell Engineering Ltd.	10,341.41
Eastbrook Sand & Gravel Ltd.	688,969.34	Farwell Corp.	27,280.08
East Alta Co-op Ltd.	22,807.41	Fasco Rentals Ltd.	19,752.01
Eastwood, Jaquetta D.	53,826.64	Faust Mercantile Co. Ltd.	10,799.18
Eaton, T. Co. Canada Ltd.	186,583.46	Fawcett, Allison	23,787.00
Eben, H. W. Construction Ltd.	18,447.10	Federation of Alberta Metis Settlement Assn.	49,758.00
Ebena LaSalle Inc.	14,759.10	Ferguson Supply Alberta Ltd.	196,132.28
Econo Mart Stores Ltd.	14,234.86	Ferguson, Robert	17,000.00
Economy Drugs Ltd.	10,096.53	Fernelva Properties Ltd.	10,684.16
Ed & Bills Construction Ltd.	13,510.40	Fernhout Mechanical Ltd.	79,237.38
Edgar Drug Ltd.	15,863.18	Fewchuk, William	10,174.51
Edmonton Art Gallery	24,889.57	Field Aviation Co. Ltd.	29,143.53
Edmonton Artificial Limb Co. Ltd.	30,543.52	Field Hyndman & Co.	14,700.25
Edmonton Assn. for Retarded Children	42,004.23	Financial Building Edmonton Ltd.	77,090.89
Edmonton Butchers & Packers Supplies Ltd.	25,576.76	Finmer, G.	12,822.15
Edmonton Cardiac Fitness Institute	25,000.00	Finnerly, Murray R.	14,173.90
Edmonton Co-op Drugs	17,224.47	Firestone Tire & Rubber Co. of Canada Ltd.	84,063.70
Edmonton Convention Bureau	20,048.00	Fischer, Mrs. J.	13,063.94
Edmonton Crystal Glass Ltd.	22,073.65	Fisher Scientific Co. Ltd.	139,020.78
Edmonton Exhibition Assn. Ltd.	153,837.50	Fisher, J. Enterprises Ltd.	10,735.05
Edmonton Flying Club	21,364.20	Fishman, Mrs. E.	10,550.59
Edmonton Home Service	133,062.10	Five L Contracting Ltd.	41,299.31
Edmonton Housing Authorities	41,111.23	Flame Master Ltd.	10,845.62
Edmonton Journal	12,146.43	Flare Square	45,000.00
Edmonton Magistrate Court Reporters	10,804.70	Fleming Cats Ltd.	22,848.43
Edmonton Motors Ltd.	36,973.47	Fleming, R. H. Construction Ltd.	14,389.50
Edmonton Municipal Library Board	25,370.00	Flex Elite of Canada Ltd.	84,785.00
Edmonton Opers Assn.	26,309.60	Flor-Henry, Dr. Pierre	17,822.15
Edmonton Operation Placement Committee	17,100.00	Flying Fireman Ltd.	224,909.51
Edmonton Photo Supply Ltd.	107,461.16	Foothills Health Unit	69,295.69
Edmonton Printers Co. Ltd.	11,657.77	Foothills School Division No. 38	75,330.22
Edmonton Public School Board	229,798.67	Forbes, Mungo G.	18,945.56
Edmonton R.C.S.S.D. No. 7	794,032.65	Ford Motor Co. of Canada Ltd.	73,242.99
Edmonton Rehabilitation Society	123,064.62	Ford, J. F. Engineering & Supply Ltd.	35,212.00
Edmonton Rugby Union	20,000.00	Forest Construction Ltd.	1,006,141.00
Edmonton School District No. 7	3,307,643.01	Forest Lawn Drugs Ltd.	31,434.60
Edmonton Society for Christian Education	151,577.85	Forest Lawn I.G.A.	13,429.77
Edmonton Supply Co.	29,111.69	Fort Ignition Ltd.	34,132.04
Edmonton Symphony Society	55,262.00	Fort McMurray Assn. for the Mentally Retarded	10,705.00
Edmonton Talmud Torah School	29,378.00	Fort McMurray R.C.S.S.D. No. 32	34,884.02
Edmonton Truck Body Ltd.	16,105.32	Fort McMurray School District No. 2833	26,797.51
Edmonton Truck Parts & Equipment Co.	10,104.68	Fort Saskatchewan Medical Clinic	11,054.30
Edson Health Unit	99,903.90	Fort Services & Ditching Ltd.	12,595.56
Educational Film Distributors Ltd.	28,986.95	Fort Vermilion School Division No. 52	482,251.24
Edwards, Mark F.	28,553.70	Fortier & Associates	41,788.43
Ecol Electric Ltd.	24,080.27	Foster Advertising Ltd.	149,601.53
Eisler, R. H. Construction	29,677.79	Foster Economic Consultants Ltd.	77,934.60
Electric Crafts 1962 Ltd.	16,472.55	Fox Consulting Services Ltd.	49,800.00
Electric Power Equipment Ltd.	21,345.48	Francis Williams & Johnson Ltd.	328,625.46
Electrical Industries 1962 Ltd.	19,941.91	Franciscan Sisters of the Atonement	87,467.45
Eliasons Ltd.	23,992.37	Franch, W. J. & Associates Consulting Engineering Ltd.	47,621.18
Elk Point & District Agricultural Society	35,000.00	Frank, Norman A. & Floyd M.	13,014.69
Ellefson, L. Construction Ltd.	73,356.65	Franklin Engine Co. Ltd.	12,666.67
Elliot, D. C.	18,577.00	Fraser, Jack	13,427.00
Ellis Construction Ltd.	148,282.13	Fraser, John E. Estate	33,816.62
Elro Emulsions Ltd.	58,328.24	Fraser, Mr. & Mrs. Ralph	16,352.00
Elves, Frederick H. & Douglas C.	51,493.52	Frederick, Kenneth J.	10,039.00
Emco Ltd.	115,160.85	Freeman, W. H. & Co.	17,275.69
Emery Co. Ltd.	27,246.51	Freeway Construction Northern Ltd.	101,712.00
Empire Soap Co. Ltd.	22,092.72	Freeze Maxwell Co. Ltd.	16,428.54
Empress Stores Ltd.	18,799.92	Fresno Market Ltd.	38,291.66
Encyclopaedia Britannica Publications Ltd.	19,495.99	Frontier Steel Industries Ltd.	37,820.45
Energy Resources Conservation Board	2,990,761.33	Fry Mills Spence Ltd.	207,479.45
Engineered Homes Ltd.	171,785.68	Fuhr, Edward	22,000.00
Ennis Electric Valve North America Ltd.	11,530.00	Fyfe Smith Hardwood	48,105.31
Enns, E.	25,269.92	Fyfes Friendly Pharmacy	17,688.94
Enterprise Building Contractors Ltd.	379,995.92	G & A Holdings Ltd.	39,703.45
Envirocon Ltd.	27,750.00	G.S.W. Appliance Ltd.	157,065.10
Environment Conservation Authority	235,030.00	G. W. Properties Ltd.	48,842.28
Environment Resource Airborne Sciences Ltd.	17,000.00	Gabemar Contractors Ltd.	31,115.61
Ernst & Ernst	14,972.97	Gaetz Cornett Drug Co.	23,234.30
Estabrook Construction Ltd.	56,950.88	Gage Educational Publishing Ltd.	468,848.79
Estron Industries Ltd.	10,269.98	Gainers Ltd.	183,857.63
Evans Conlin Building Supplies Ltd.	17,117.42	Galaxy Drug Mart Ltd.	10,354.63
Evans Rehill Management Ltd.	11,190.00	Gallelli & Sons Co. Ltd.	1,289,984.40
Evans Supply & Manufacturing Ltd.	13,953.40	Gallelli Construction Material Ltd.	21,059.16
Evelyn Under School for Language & Learning Development	31,799.00	Gam X Inspections Ltd.	28,699.50
Everall Construction Edmonton Ltd.	871,584.29	Gamma Engineering Ltd.	13,590.00
Evergreen Press Ltd.	18,717.61	Gardner, Miss Zoie	10,385.55
Executive Place	31,977.12	Garlin Holdings Ltd.	28,372.48
Fabric Care Associates Ltd.	15,162.65	Gateway Aviation Ltd.	134,392.79
Factor Forms Ltd.	13,518.76	Gateway Building Supplies Ltd.	32,046.84
Fagan, L. P.	13,483.30		
Fahlman Dept. Store Ltd.	10,482.29		

## STATEMENT No. 326—Continued

NAME	AMOUNT	NAME	AMOUNT
Gawdun, Mr. & Mrs. Les	11,085.00	Guiochet, Emile	32,016.32
Geo Steel Corporation Ltd.	16,217.97	Gulak, Robertson & Baynton	10,453.01
Geinger, E. William	21,840.84	Gulf Oil Canada Ltd.	1,772,051.74
General Binding Corp. Canada Ltd.	25,679.05	Gulick, J.	20,754.13
General Distributors Ltd.	12,748.45	Gulick, M. M.	11,332.30
General Industrial Camps Ltd.	24,011.06	Guthrie, B. Engineering Co. Ltd.	44,901.13
General Paint Corp. of Canada Ltd.	130,388.80	H. J. M. Investments Ltd.	62,016.18
General Systems Research Ltd.	28,200.00	Haarsma, Garry & John	25,422.50
General Urban Housing Corp. Ltd.	67,068.75	Haase, Gordon	12,323.30
Genesis Youth Hostel	11,781.00	Habitat Holding Ltd.	14,928.56
Georges Farm Centre	25,206.89	Hackwell Construction Ltd.	40,869.91
Gerall Contractors Ltd.	11,125.21	Hadden & Maughan Ltd.	19,525.00
Gerla, B. Construction	12,181.00	Hagen, Lawrence & Bertha M.	64,225.75
Gerla, Bernard J.	13,041.13	Hagman Bros Construction Ltd.	49,127.50
Gestetner Canada Ltd.	53,620.80	Haida Northwestern Helicopters Ltd.	31,700.00
Getkate Construction Ltd.	497,997.42	Halldorson, A. & G.	10,501.05
Gibson Petroleum Co. Ltd.	18,424.25	Hallowes, A. W. & G.	12,166.84
Gill, B. Construction Ltd.	26,971.00	Halverson, D. Trucking Ltd.	54,902.65
Gill, David J.	20,802.76	Hamas Groceries Ltd.	14,398.07
Gillett Construction Ltd.	220,744.07	Hamilton, E. H.	10,750.00
Ginn & Co.	215,768.93	Handicapped Housing Society of Alta.	13,893.40
Girl Friday at Your Service Limited	64,642.78	Hanna School Division No. 2912	11,118.96
Glamorgan Drug	10,117.48	Hanson, Wayne	14,540.79
Gleichen Reserve	13,200.00	Happy Shopper I.G.A.	38,433.80
Glen Avon P.S.S.D. No. 5	11,668.53	Harcliff Contractors Ltd.	17,730.74
Glenbow Alberta Institute	101,380.68	Hardie, G. A. & Co. Ltd.	19,181.99
Glenbow Foundation	35,000.00	Hardins Drug Stores Ltd.	220,088.00
Glendon Agricultural Society	25,000.00	Hardy, Henry Construction Ltd.	89,050.71
Glenn, Wayne	16,654.68	Hardy, R. M. & Associates Ltd.	23,545.12
Glens Trucking	11,659.95	Harpers Metals Ltd.	34,884.00
Globe Envelopes Ltd.	100,362.44	Harriman, Edward & William	32,900.93
Gogowich, Albert	11,190.62	Harrisons & Crossfield Canada Ltd.	53,153.37
Gogowich, Frank	12,388.56	Harrold, Evan B.	15,684.98
Gogowich, John	14,804.75	Harron Holdings Ltd.	10,491.08
Goin, Thomas J. & Robert E.	14,937.50	Harrys Food Market	57,804.64
Golden West Seeds	28,157.78	Harsim Construction 1972 Ltd.	63,143.00
Goodis, Goldberg, Soren Alta. Ltd.	35,197.71	Hart, David J.	10,118.28
Goodrich, B. F. Canada Ltd.	29,405.88	Harts Drug Store Ltd.	26,589.46
Goodyear Tire & Rubber Co. of Canada Ltd.	111,417.45	Hartz, J. F. Co. Ltd.	68,152.07
Goerby Bros.	15,015.81	Harwil Construction Ltd.	22,000.00
Gordon, James Sr. & James Jr.	24,500.00	Hashman Construction Ltd.	11,750.00
Gordon, J. B. Development Ltd.	22,662.10	Haus Monts Inc.	54,987.98
Gormans Ltd.	40,508.17	Hayhoe, F. M. Plumbing & Heating	22,833.35
Government of British Columbia	105,360.61	1967 Ltd.	16,369.26
Government of Canada	12,552,070.36	Healy Ford Center	24,986.22
Government of Ontario	46,659.92	Heap, Wayne	103,058.74
Government of Saskatchewan	174,620.10	Heathershaw, George W. Estate	15,000.00
Grace Children's Home	21,700.09	Hector, S. Industries Ltd.	36,000.18
Grace Construction Materials Ltd.	14,070.08	Helfritze, Gunther & Herta	13,976.00
Graham Bros. Contractors Ltd. & Simmons		Hellon, Charles P.	18,778.33
Contractors Ltd.	268,847.92	Hepburn, S. G. Investments Ltd.	31,910.56
Graham, B. J. Contracting Ltd.	57,198.42	Hertz Truck Rental	87,606.39
Grand & Toy Alberta Ltd.	17,976.55	Hetke, Richard Construction Ltd.	16,840.35
Grand Centre & District Recreation Board	40,512.00	Hewlett Packard Canada Ltd.	92,090.00
Grande Cache Save Rite Store	14,595.94	Heyden Construction Ltd.	19,900.49
Grande Cache School District No. 5258	17,839.75	Hi Line Construction Ltd.	50,000.00
Grande Prairie & District Assn. for Retarded Children	62,095.85	High Level Agricultural Exhibition Assn.	60,220.67
Grande Prairie & District Co-op Assn. Ltd.	55,160.61	High Prairie I.G.A.	21,807.80
Grande Prairie College	146,580.43	High Prairie Pharmacy	128,827.00
Grande Prairie County Agricultural Society	42,125.00	High Prairie School Division No. 48	12,863.00
Grande Prairie Health Unit	124,648.80	High River & District Recreation Board	25,434.00
Grande Prairie I.G.A.	34,420.69	High River Agricultural Society	23,294.88
Grande Prairie Municipal Library Board	10,083.00	Highland Court Buildings	22,324.00
Grande Prairie Packers Ltd.	19,964.67	Highland Helicopters Ltd.	11,928.95
Grande Prairie R.C.C.S.D. No. 28	12,806.62	Higinbotham, H. T. Ltd.	12,778.02
Grande Prairie Regional Co-ordinating Committee	13,000.00	Hill Security Ltd.	43,856.57
Grande Prairie School District No. 2357	128,409.77	Hill, Edgar L. Administrator	203,347.52
Grant Bros. Construction	21,723.72	Hilroy Envelopes & Stationery Ltd.	28,659.49
Grant MacEwan Community College	99,159.47	Hilton, R. H. & Associates Ltd.	26,647.77
Graphic Arts Western Ltd.	25,062.37	Hirsch, Edward L.	14,366.68
Gray, Robert G.	15,648.55	Hitz, Albert H. Estate	12,155.59
Great West Garment Ltd.	26,154.99	Hnativ, Harry	12,452.53
Great West Steel Industries Ltd.	106,040.30	Hobart Brothers of Canada Ltd.	10,132.86
Green Cross Products	13,565.03	Hobart Manufacturing Co. Ltd.	19,260.24
Greene Construction Co. Ltd.	466,086.50	Hobbs, H. B.	20,390.08
Greer, W. E. Sales Ltd.	55,754.88	Hodgson, John E.	17,000.00
Gregoret, Gene	12,500.00	Holden, Gilbert	10,243.75
Greyhound Lines of Canada Ltd.	138,820.40	Holaton Drug Store	15,008.63
Griesbach Drugs 1967 Ltd.	10,082.42	Holiday Inns of Canada Ltd.	11,408.77
Grimshaw & District Recreation Board	23,921.00	Holmery Brothers	13,129.21
Grimshaw Trucking & Distributing Ltd.	14,275.00	Hollinger House	19,555.65
Grimnell Sales Ltd.	18,056.54	Hollingsworth Drug Ltd.	14,623.46
Griswolds Professional Pharmacy Ltd.	23,730.12	Hollingsworth, A. B.	20,560.00
Grosser Parts Ltd.	23,253.91	Holm-Nielsen, Gordon & Roy	11,023.45
Grouard General Stores Ltd.	25,170.04	Holmes, J. Grading Ltd.	15,492.60
Groves, Hodgson Architects Ltd.	32,693.22	Holroyd Drugs Ltd.	10,988.28
Guard Bros. Construction Ltd.	22,461.15	Holt Rinehart & Winston of Canada Ltd.	324,601.67
Guardian Maintenance & Management	20,950.68	Holy Redeemer College	41,781.00
Guenette, Joseph P. Estate	10,840.00	Holyk Drugs	12,222.90
Guerin, Albert	15,115.00	Honeywell Limited	57,946.41

## STATEMENT No. 326—Continued

NAME	AMOUNT	NAME	AMOUNT
Hood, G. W. Ltd. ....	\$ 16,704.90	Imperial Drug 1962 Ltd. ....	\$ 20,266.13
Hooks Transport Ltd. ....	12,988.30	Imperial Hotel, Tokyo .....	32,326.70
Hoover Equipment Sales .....	10,725.24	Imperial Lumber Co. Ltd. ....	36,736.16
Hope, Allen .....	11,559.51	Imperial Oil Ltd. ....	3,305,619.41
Horban, Paul .....	11,420.00	Imperial Optical Co. Ltd. ....	53,775.19
Horcica, Peter G. ....	11,717.73	Independent Creameries Ltd. ....	23,021.96
Hore, Allen .....	11,978.62	Independent Wholesale Ltd. ....	126,006.77
Horiachka, William .....	22,025.00	Indian News Media .....	10,015.00
Horne & Pitfield Foods Ltd. ....	105,504.01	Industrial Acceptance Corp. Ltd. ....	19,217.92
Hoskin Scientific Ltd. ....	12,644.68	Industrial Drives & Bearings Ltd. ....	19,997.54
Hoskin, John O. ....	21,482.14	Industrial Patrol & Protection Service Ltd. ....	58,159.25
Hospitals:		Industrial Power Installations Edmonton Ltd. ....	31,592.18
Alberta Children's Calgary .....	33,261.05	Industrial Research & Training Centre .....	205,101.78
Alice Keith Nursing Home .....	13,285.77	Ingram & Bell Ltd. ....	25,924.27
Auxiliary Bethany .....	28,850.44	Inhalation Therapy Equipment Service .....	10,651.48
Auxiliary Calgary & Nursing Home		Inland Cement Industries Ltd. ....	985,831.92
Dist. No. 7 .....	108,518.68	Inland Plastics Ltd. ....	33,597.55
Auxiliary Lynwood .....	16,894.75	Integrated Development Trading Co. ....	127,155.00
Auxiliary Norwood Edmonton .....	19,802.53	Intercontinental Engineering of Alberta Ltd. ....	149,884.99
Auxiliary Peace River Fairview .....	47,358.02	Intercontinental Packers Ltd. ....	85,986.89
Beverly Nursing Homes Ltd. ....	21,017.53	Intercultural Development Education	
Blunts Nursing Homes Ltd. ....	205,878.60	Through Art .....	22,238.00
Bow Crest Nursing Homes Ltd. ....	12,642.47	International Harvestor Co. of Canada Ltd. ....	539,385.26
Bow View Nursing Homes Ltd. ....	117,482.74	International Radiography & Inspection	
Brentwood Nursing Home Ltd. ....	44,117.14	Services Ltd. ....	16,436.55
Chinook Nursing Home .....	41,259.72	International Scientific of Canada .....	11,895.00
Degens Care Home .....	16,129.35	International Telefilm Enterprises .....	24,913.00
Dr. Cooke Nursing Home .....	25,364.61	Interprovincial Turf Ltd. ....	18,871.99
Edith Cavell Nursing Home .....	20,236.11	Iris Rosen & Associates .....	12,491.40
Father Lacombe Nursing Home .....	40,799.29	Irwin Dorsey Ltd. ....	15,993.62
Foothills Provincial General .....	88,205.04	Itt Grinnell Sales Ltd. ....	15,131.99
Forest Grove Nursing Home Ltd. ....	23,682.35	Jackson Drug Store .....	11,025.69
Gamelin Nursing Home .....	12,744.93	Jackson, Edward E. ....	27,678.49
General Calgary .....	24,769.10	Jackson, M. Construction .....	30,922.60
General Edmonton .....	21,923.32	Jackson, W. B. & Associates Ltd. ....	33,794.32
Glamorgan Nursing Homes Co. Ltd. ....	16,840.85	Jasper Millwork Ltd. ....	10,747.00
Glenrose Provincial General .....	44,298.72	Jasper Park Chamber of Commerce .....	14,000.00
Good Samaritan Hospital .....	47,040.40	Jasper Place Central Park Lodge .....	27,775.54
Good Samaritan Nursing Home Edmonton		Jasper Printing Ltd. ....	26,970.23
Good Samaritan Nursing Home .....	40,282.91	Jasper Realty Ltd. ....	21,631.76
Stony Plain .....	54,171.21	Jasper Recreation Board .....	16,196.00
Grandview Nursing Home .....	15,025.25	Jasper School District No. 3063 .....	56,794.14
Hardisty Nursing Home Ltd. ....	78,221.37	Jermain, Monette .....	11,120.02
Holyrood Nursing Home Ltd. ....	17,297.04	Jeske, H. & J. ....	54,880.00
Jubilee Lodge Nursing Homes Ltd. ....	28,154.69	Jet Propane Ltd. ....	27,331.03
Lamont Nursing Home .....	16,450.30	Joe's Men's Wear Slave Lake Ltd. ....	20,854.50
Misericordia Edmonton .....	10,952.60	John Howard Society .....	45,457.70
Newell Nursing Home .....	24,423.35	Johns, O. H. Scientific .....	12,482.63
Northcott Lodge Nursing Home .....	24,221.90	Johnson & Herbert Construction .....	87,502.14
Our Lady of the Lake Nursing Home .....	24,855.34	Johnson & Johnson Ltd. ....	12,919.92
Red Deer Nursing Home Ltd. ....	31,372.39	Johnson Brothers Sawmills Ltd. ....	21,474.30
River View Nursing Home Ltd. ....	40,414.60	Johnson Controls Ltd. ....	11,157.11
Rivercrest Lodge Nursing Home Ltd. ....	20,304.23	Johnson Drug Store .....	10,397.89
Royal Alexandra Edmonton .....	11,964.85	Johnson, John G. Estate .....	14,610.85
Sherwood Park Nursing Home .....	92,049.85	Johnson, Richard .....	10,078.37
Smoky Lake Nursing Home .....	17,057.19	Johnson, Robert & Donald .....	12,311.90
Southland Nursing Home .....	52,282.54	Johnston Drugs Ponoka Ltd. ....	14,406.11
Southwood Nursing Home .....	53,908.89	Johnston, Marney T. ....	14,517.60
Sunnyside Nursing Home .....	84,355.44	Joint Committee on Senior Citizens .....	24,560.00
Swan Haven Nursing Home .....	23,057.93	Jonas, Mrs. Elmore .....	14,344.62
University of Alberta .....	164,461.95	Jones, Gertrude L. ....	79,670.91
Venta Nursing Home .....	34,211.00	Jones, Sidney R. ....	22,163.50
West Park Nursing Home Ltd. ....	21,571.78	Jordell Construction & Carriers Ltd. ....	10,173.65
Wetaskiwin Leduc Nursing Home Ltd. ....	32,266.50	Joslyn & Olsen Contractors Ltd. ....	743,177.02
Youville Nursing Home .....	43,616.35	Jovsanger, Kathleen C. Estate .....	47,822.24
Hotel Macdonald .....	18,508.69	Joyce Construction Co. Ltd. ....	56,804.64
Housman Drugs .....	11,229.77	Joyline Transport Ltd. ....	49,696.33
Howarth, Brian G. ....	26,787.54	Jubilee Construction Ltd. ....	54,812.03
Howe, L. G. & R. L. ....	27,000.00	K Mart Department Stores .....	10,572.48
Hrushka, Maurice .....	13,426.34	Kach Construction Ltd. ....	23,547.15
Hudson's Bay Co. ....	307,901.70	Kallbom Sand & Gravel Ltd. ....	10,368.55
Huff, William Advertising Ltd. ....	81,744.80	Kalpress Ltd. ....	13,220.80
Hugh McMillan Architects .....	16,117.65	Kaps Transport Ltd. ....	20,597.76
Hushes Owens Co. Ltd. ....	148,250.56	Karlstrom, Evert M. ....	11,922.97
Hulbert, Marjorie C. Estate .....	148,511.68	Kaspro, J. Construction Ltd. ....	18,133.40
Hunke, Andrew .....	22,516.53	Kat Construction Ltd. ....	126,920.80
Hunter Survey Systems Ltd. ....	18,226.77	Kay, Charles E. ....	13,921.00
Huntington Hills I.G.A. No. 291 .....	17,151.37	Keays, Grace A., Wildgoose, Norman	
Husky Oil Ltd. ....	2,192,207.30	& Canada Trust Co. ....	54,084.43
Hutton, Joe J. ....	19,378.75	Kedon Holdings Ltd. ....	14,126.64
Huttons Ltd. ....	15,207.08	Keeler, Jacob .....	11,700.34
Hydrogeological Consultants Ltd. ....	23,687.72	Keillor, Frederick A. Estate .....	18,442.15
Hyndman Field .....	53,633.28	Kellam, H. J. Ltd. ....	87,275.52
I. & S. Produce Ltd. ....	53,349.27	Kenting Aviation .....	39,494.33
I.B.M. Canada Ltd. ....	1,181,305.76	Kenwell Equipment Ltd. ....	14,075.00
I.G.A. Store Wetaskiwin .....	22,474.48	Kerhart, Jake & Mary .....	16,550.83
I.H.S. Film Production Service Ltd. ....	29,353.39	Kerik Brothers .....	16,139.41
I.T.E. Circuit Breaker Ltd. ....	10,712.12	Kew Place Apartments .....	10,838.18
Ickes Braun Glasshouses of Canada Ltd. ....	44,954.84	Kidd Construction Ltd. ....	10,848.33
Ikes Modern Motors Ltd. ....	16,890.51	Kiewit, Peter & Sons Co. of Canada Ltd. ....	2,576,721.42
Iko Industries Ltd. ....	17,874.65	Killam District Agricultural Society .....	25,000.00
Immanuel Christian School .....	57,884.00	King Drug Vegreville Ltd. ....	17,218.60



## STATEMENT No. 326—Continued

NAME	AMOUNT	NAME	AMOUNT
King Moving & Storage Ltd.	55,505.90	Lewis, R. M.	12,048.34
Kinuso Mercantile Ltd.	10,271.89	Liberty Airways Ltd.	13,812.20
Kirkpatrick & O'Donnell Construction Equipment Ltd.	27,776.69	Lichtner, Frank Sr.	11,085.00
Kirton, Frederick Executor	41,946.70	Lifair International Ltd.	69,357.30
Kiss, P. Oilfield Contractors Ltd.	26,280.00	Light Centre Edmonton Ltd.	14,341.56
Klassen, H. W. & Associates Ltd.	14,294.37	Lilydale Poultry Sales	11,992.84
Klaus, Hoffman & Associates	13,488.40	Lindahls Supermarket Ltd.	107,117.85
Kleen Ltd.	15,910.38	Linden Contractors Ltd.	51,210.66
Kleparchuk, J.	11,896.12	Lindsey Construction Ltd.	129,352.56
Kleysens Cartage Co. Ltd.	24,978.95	Lindsey, C. H.	14,055.30
Klondike Helicopters Ltd.	105,371.70	Lionford Foods Ltd.	21,372.62
Klut, Ernest	10,559.59	Lions Club of Edmonton	103,000.00
Kodak Canada Ltd.	64,350.08	Lipe, Ray M.	20,000.00
Kolias, Gust	11,973.45	Liquid Carbonic Canadian Corp. Ltd.	20,747.21
Kolodka, S. Construction Ltd.	203,545.41	Little Buffalo Farming Co-op Ltd.	16,320.00
Konior Brothers Construction	14,904.56	Little Buffalo Lake Co-op Assn.	66,500.00
Konior, E. W.	16,647.74	Little, J. B. & Sons Ltd.	11,954.53
Kostiuk, Anton	28,496.25	Lloydminster & District Residence Workshop & Training Centre	10,180.00
Kostrub, Percy	11,025.41	Lloydminster Agricultural Exhibition Association Ltd.	27,500.00
Kozak, Ursula Executor	24,116.71	Lloydminster Agricultural Society	25,000.00
Krain, C. W.	13,202.14	Lloydminster School District No. 1753	33,630.42
Kraus, H.	17,656.06	Loblaw Groceries Co. Ltd.	501,627.74
Kravet Fabrics Incorporated	75,469.59	Lofgren, Elmer N.	133.00
Krawford Construction Ltd.	85,192.80	Logan, David	15,985.45
Krogh, Roy O.	36,725.00	Logan, Gerald L.	11,573.45
Kruger, P. Concrete Products Calgary Ltd.	16,480.00	Logsdon, Dr. J. E.	15,490.00
Krumes, Doris J. & The Canada Trust Co.	25,743.24	Lombard North Planning Ltd.	56,361.86
Krysa, J. & Sons Ltd.	109,437.30	Long, J. W. & Associates	98,482.10
Kuntz Bros. Construction	18,215.64	Longmans Canada Ltd.	99,348.17
Kussin, J.	44,577.83	Longs Drug Store Ltd.	10,904.30
Kuzyk & Vrsolon Construction Ltd.	25,929.00	Loomis Armored Car Service	29,401.27
L. N. Earth Movers Ltd.	55,883.85	Lord & Burnham Co. Ltd.	16,316.79
La Fleche Bros. Ltd.	30,220.95	Lorenz Construction Ltd.	151,920.57
LaGlacé & District Agricultural Society	25,000.00	Los Angeles Travel & Industry Office	539.89
Laborde Simat Ltd.	21,976.00	Love, Herbert G. Estate	151,776.61
Lac La Biche Air Service	11,219.30	Loveseth Ltd.	40,419.27
Lac La Biche Mercantile	16,747.54	Lovins I.G.A.	26,816.87
Lac La Biche Regional Recreation Board	14,502.45	Lowrie, George L.	18,586.06
Lac La Biche Rexall Drugs	73,204.82	Lubarsky Construction Ltd.	25,298.00
Lac La Biche School Division No. 51	237,553.47	Lucas, James W. & Grangier, Phillip	90,376.04
Lacey, M. Construction Ltd.	207,970.97	Lukes Drug Stores Ltd.	10,439.25
Lacombe Christian School	26,162.00	Lurie & Neufeld	12,959.50
Lacombe Nurseries	15,033.90	Lysak, M. Sand & Gravel	32,880.35
Lacombe Seventh Day Adventist Elementary School	24,644.00	M. & B. Contractors Ltd.	106,290.75
Lai, Vivien W.	11,279.61	M. & L. Testing Equipment Co. Ltd.	11,398.10
Lakeview Shopping	39,191.77	M. & M. Construction Ltd.	66,455.88
Lamb, F. W. & Sons Ltd.	714,898.50	M.C.M. Excavators Ltd.	13,467.07
Lambert Trucking Ltd.	15,789.00	M.E.L. Construction Ltd.	5,448,938.58
Lamont & District Recreation Board	11,109.22	MacCaferri Gabions of Canada Ltd.	26,792.00
Lamont Agricultural Society	50,095.00	MacCosham's Van Lines	29,410.98
Lamoureux Children's Home	42,593.00	Macdonald, Dr. L. V.	11,664.00
Landplan Associates	11,971.00	Macdonald, Harry	16,648.46
Lane Trailer Sales 1964 Ltd.	19,384.73	Macdonalds Consolidated Ltd.	261,407.39
Langevin, Mrs. L.	1,829.85	Macdonnell & Kay	41,105.00
Langis Foods Ltd.	10,322.18	Macdonnell, C. B.	18,200.32
Lanon, Herbert S. & Vivian A.	25,200.00	Mackenzie & Feimann Ltd.	26,232.62
Larson, Lorne S.	10,570.97	Mackenzie Drug Co. Ltd. No. 2	22,790.39
Larson, Mr. & Mrs. Louis O.	30,760.00	Mackie, Norman S. & Gordon, James	45,813.91
Laschuk, N. P.	46,387.00	MacLab Enterprises Ltd.	38,328.43
Laskin Arms	14,774.95	Macleods Edmonton	41,585.29
Last Kloepfer Ltd.	17,996.00	Macleods Ltd.	40,282.43
Lastiwka, Elie W. & Elizabeth	10,120.42	Macmillan Bloedel Packaging Ltd.	74,512.00
Latawiec, Ted & Bandeau, Pat	22,500.00	Macmillan Co. of Canada Ltd.	89,504.33
Lauridsen, Dick Cat Work Ltd.	32,004.95	Macmillan Construction Peace River Ltd.	66,596.93
Lavallee, Gerard D. & Profant, Susan	24,083.68	Madison Development Corp. Ltd.	294,954.32
Law Society of Alberta	952,694.00	Magrath Irrigation District	11,000.00
Lawson, P. Travel Ltd.	20,140.07	Makin, Ted Trucking & Tractor	13,935.35
Leatham, Kenneth	21,112.50	Malic, Luke J.	11,583.53
Leavitt, Gordon Construction	12,866.47	Malkin & Pinton Industrial Supplies Ltd.	57,104.35
Lechelt, Adolf & Eugene	14,525.50	Mals Pharmacy Ltd.	12,839.12
Leduc Construction Co. Ltd.	956,242.71	Mamczasz Bridge Construction	59,605.00
Leduc Strathcona Health Unit	120,557.12	Mangold, R.	20,728.12
Leeds & Northrup Canada Ltd.	13,201.12	Manitoba Bridge & Engineering Works	19,052.40
Lees Construction Ltd.	111,009.06	Manley, Casewy & Vickerson	18,090.55
LeFebvre, Mr. & Mrs. Dennis	19,131.81	Mann Construction Ltd.	24,199.47
Leggatt Advertising Ltd.	17,033.45	Manning & District Recreation Board	10,831.57
Leonard Triangle Drug Ltd.	41,686.28	Manning Drug Ltd.	13,887.40
Le Koch Mercury Sales Ltd.	35,289.55	Mannings International Ltd.	85,120.70
Leslie, A. C. & Co. Ltd.	41,385.30	Manpower Business Services Ltd.	13,014.82
Leslie, Mrs. Olive	32,000.00	Marathon Realty Co. Ltd.	186,878.53
Lesser Slave Lake Wilderness Camp Society	15,000.00	Marcel Didier Canada Ltd.	11,634.40
Lecto Limited	123,120.00	Market Drugs Ltd.	24,940.22
Lethbridge & District Exhibition	75,622.00	Marsh Head Construction Ltd.	91,315.59
Lethbridge Air Service Ltd.	19,295.63	Marsh, W. R. Construction	23,297.45
Lethbridge Assn. for the Mentally Retarded	56,363.70	Marshall Drugs Ltd.	21,527.84
Lethbridge Community College	472,603.34	Marshall Wells Ltd.	145,765.30
Lethbridge Municipal Library	25,000.00	Marshall, E. A.	13,887.40
Lethbridge Northern Irrigation District	161,400.00	Marshall, Karen	11,726.75
Lethbridge R.C.S.S.D. No. 9	22,486.05	Martin, Raymond E.	11,598.57
Lethbridge School District No. 51	236,262.04	Marydale Centre	229,717.88

## STATEMENT No. 326—Continued

NAME	AMOUNT	NAME	AMOUNT
Mason Realty Limited	10,633.00	Miner Co. Ltd.	20,405.15
Mathew & Co. Ltd.	221,601.12	Minnesota Mining & Manufacturing of Canada Ltd.	222,670.81
Maurer, E.	11,979.76	Mis Jo Office Services Ltd.	42,765.98
Maxwell, Roy Executor	51,758.56	Mismat Corp. Ltd.	274,986.75
Mayerthorpe & District Agricultural Society	52,125.00	Mission Pharmacy	19,187.07
Mayfair Drug	38,212.62	Mitchell Press Ltd.	14,057.67
Mayfair I.G.A.	31,348.45	Modern Building Cleaning	46,815.00
Mc & Mc Metal Services	15,064.81	Mohawk Refineries Ltd.	10,740.30
McBain Camera Specialty Ltd.	48,267.14	Monroe Calculator Co.	31,211.11
McBride Lumber & Building Supplies Ltd.	29,278.87	Monsma, Edward B.	12,000.00
McCoy Bros. Ltd.	40,650.85	Montgomery Elevator Co. Ltd.	10,159.65
McDaniel, F. J. Ltd.	44,062.37	Montreal Engineering Co. Ltd.	46,193.02
McDonald, J. B. & Son	76,426.50	Montreal Trust Co.	44,983.32
McDonald, John A. S. & James, Anne	12,897.06	Montreal Trust Co. & Thackray, Myrtle E.	13,845.29
McDonalds Drugs Ltd.	21,055.91	Moore Business Forms Ltd.	89,831.03
McDougall House	31,639.50	Mooshoorn Market Ltd.	12,349.80
McGavin Toastmaster Ltd.	37,389.79	Morie, George	17,840.00
McGraw Hill Ryerson Ltd.	570,801.12	Morrison, R. Bruce	12,109.89
McGregor Johanson Contracting Ltd.	376,614.96	Morrow, Hon. Mr. Justice W. G. & Doucette, A. L.	77,869.69
McGregor Telephone & Power Construction Co. Ltd.	12,262.48	Morton Chemical Co.	106,599.15
McIntosh, Workun & Chernenko Architects Ltd.	16,672.00	Moulson, J. A. Construction Ltd.	31,772.31
McIntyre Porcupine Mines Ltd.	113,142.20	Mount Royal Junior College	142,647.44
McIntyre, D. A. Const. Ltd.	66,397.24	Mount View Health Unit	96,363.47
McKeagues Academy Pharmacy Ltd.	12,551.23	Mouton Vico Ltd.	19,564.24
McKeown, Joseph	12,130.00	Mullen, James A.	19,920.00
McKinley & Taylor Ltd.	33,915.11	Mulloy, Norman	31,147.50
McLaws & Co.	33,768.47	Mumford Medland Ltd.	31,402.24
McLean Construction Ltd.	302,604.28	Municipal Districts:	
McLean Personnel Ltd.	47,993.50	Acadia No. 34	55,595.50
McLennan Drug Store	13,275.19	Bonnyville No. 87	251,672.37
McLeod & Ferner	19,057.78	Cardston No. 6	257,414.95
McLeod, A. W.	15,139.20	Fairview No. 136	106,660.27
McLeod, James W. H. Estate	17,208.41	Foothills No. 31	321,732.54
McLeod, Young, Weir, & Co. Ltd.	39,118.52	Kneehill No. 48	292,753.67
McMahon, W. G. Ltd.	48,430.67	Peace River No. 135	227,092.45
McMillan & Cierny	22,785.00	Pincher Creek No. 9	181,925.25
McMullen Construction Ltd.	79,364.11	Provost No. 52	217,518.52
McMurray Homes Ltd.	12,130.00	Rockyview No. 44	627,720.18
McNeil Laboratories Canada Ltd.	12,929.03	Smoky River No. 130	326,244.38
McVean Advertising Agency Ltd.	65,221.86	Spirit River No. 133	69,330.60
Mechanics Supply Co. Ltd.	20,728.08	Starland No. 47	189,744.35
Medical Centre Drugs	15,488.62	Sturgeon No. 90	447,285.96
Medical Centre Pharmacy	16,383.70	Taber No. 14	331,492.43
Medical Centre, Ponoka	13,021.90	Wainwright No. 61	254,253.78
Medical Dental Pharmacy Lethbridge Ltd.	26,037.80	Westlock No. 92	375,950.36
Medical Services Alberta Incorporated	119,350.00	Willow Creek No. 26	326,652.77
Medicine Hat & District Association for Retarded Children	11,450.15	Murlis Holding Co.	16,616.00
Medicine Hat & District Tourist Council	14,000.00	Murphy, Marie K. Estate	13,461.75
Medicine Hat Brick & Tile Co. Ltd.	27,576.84	Murray Hill Developments Ltd.	11,425.00
Medicine Hat Co-op Ltd.	11,608.60	Murray, D. F. & Sons Machinery Ltd.	10,221.88
Medicine Hat Contractors Ltd.	12,903.00	Murrays Ltd.	27,358.60
Medicine Hat Exhibition & Stampede Co. Ltd.	55,000.00	Murrite Photofax Western Ltd.	10,246.55
Medicine Hat Health Unit	119,965.50	Myros Pharmacy	18,852.41
Medicine Hat Municipal Library	12,500.00	N. & G. Construction Ltd.	23,661.33
Medicine Hat R.C.S.S.D. No. 21	19,387.57	Nabob Foods Ltd.	91,585.95
Medicine Hat School Division No. 4	15,900.26	Nafziger, Joe	12,294.45
Medicine Hat School Division No. 76	182,048.42	Natal Forest Products Ltd.	14,636.68
Meen, D. J. & Mrs.	26,629.59	Nate, Dennis A. & Kuzmar Fay M.	14,138.44
Melton Property Management	19,731.47	National Cash Register Co. of Canada Ltd.	19,792.20
Memorex Canada Ltd.	46,084.36	National Concrete Accessories Ltd.	10,623.61
Menzies, William	71,631.00	National Trust Co. Ltd.	69,299.82
Merck Sharpe & Dohme of Canada Ltd.	30,940.34	National Trust Co. Ltd. & Edgar, Norma E. Executors	18,072.92
Merco Wholesale Ltd.	26,284.16	Native Area Development Committee	20,000.00
Mercury Flights Ltd.	192,155.33	Native Counselling Services of Alberta	297,073.75
Mertin Transport Ltd.	14,737.45	Native Friendship Society of Southern Alberta, Lethbridge	12,800.00
Merlund Plastics Ltd.	10,984.56	Navajo Metals Ltd.	112,068.00
Merrill Lynch Royal Securities Ltd.	1,372,875.21	Neils Trailer & Equipment Ltd.	19,956.25
Metaplast Supplies Ltd.	21,060.79	Neilsen, Walter J. & Selma	36,000.00
Metis Assn. of Alberta	246,000.00	Nelson Lumber Co. Ltd.	80,039.66
Metropolitan Edmonton Educational Television Association	394,263.00	Nelson, Thomas & Sons Canada Ltd.	137,059.67
Metropolitan Printing Co. Ltd.	94,498.45	Nesbitt, Thomson & Co. Ltd.	205,919.18
Metropolitan Stores of Canada Ltd.	26,620.12	Neville World Travel Service Ltd.	23,000.25
Mid Canada Medical	12,931.24	New Sarepta Agricultural Society	50,086.59
Mid West Property Management Ltd.	18,950.30	New West Construction Co. Ltd.	421,529.25
Midtown Department Store	14,845.11	Newman, Myron & Ruth	14,500.00
Midtown Drugs Ltd.	23,969.60	Newton, Gilbert A.	300,302.16
Midwest Surveys Co. Ltd.	20,863.34	Niagara Chemicals	114,898.89
Mill City Holdings Ltd.	14,296.56	Nickoliachuk, Metro	13,811.57
Millarville Racing Agricultural Society	14,855.00	Nightingale Industries Ltd.	18,424.45
Miller Stationers Ltd.	263,196.18	Nikko Management	22,068.05
Miller, F. Construction	46,508.82	Nodwell Brothers Ltd.	202,932.06
Millican, H. S.	22,433.29	Noel & Blanchette Construction Co. Ltd.	10,450.50
Mills, E. M.	19,100.00	Nolan Drug Store	14,531.53
Milne, Mrs. D. L. Cannery Ltd.	17,976.65	Nor Draft Reprographics Ltd.	76,740.35
Milnes, Ray C. & Marjorie	53,903.33	Noralta Flights Ltd.	16,860.20
Minburn Regional Recreation Board	25,645.00	Norcan Air	57,279.91
Minburn Vermilion Health Unit	88,670.73	Nordegg School District No. 3211	18,073.19
Minelli, Fred A. & Irene E.	23,952.50	Norlite Pharmacy Ltd.	13,138.82

## CASH PAYMENTS

525

## STATEMENT No. 326—Continued

NAME	AMOUNT	NAME	AMOUNT
Norman Wade Co. Ltd.	\$ 44,503.27	Paquette Brothers Trucking	\$ 10,154.98
Norsask Construction Ltd.	178,790.00	Paradise Valley & District Agricultural Society	51,090.00
North American Business Equipment Ltd.	16,135.91	Paramount Printers Ltd.	14,208.90
North American Road Ltd.	209,302.74	Pardee Equipment Co. Ltd.	15,776.77
North Canadian Forest Industries Ltd.	11,031.36	Parent School Organization for Exceptional Children	99,741.67
North Canadian White Truck Sales Ltd.	66,833.27	Park Bros. Ltd.	51,143.50
North Eastern Alberta Health Unit	112,057.33	Park Memorial Funeral Home	135,078.43
North Hill News Limited	14,757.40	Parkdale Pharmacy Edmonton Ltd.	11,795.80
North Lethbridge County	35,810.47	Parks Davis & Co. Ltd.	19,875.84
North Peace Refrigeration Ltd.	11,378.91	Parkland Drugs	14,872.80
North West Industrial Products	23,057.89	Parkland Farms Ltd.	14,740.00
North West Inspection Service Ltd.	13,553.05	Parkland Regional Library	55,472.25
North West Motors Red Deer Ltd.	68,224.02	Parkland Water Board	35,953.44
North West Survey Corp. Yukon Ltd.	16,575.61	Paroisse St. Joachim	22,200.00
North West Tent & Awning Co. Ltd.	28,287.97	Partitior. Systems Calgary Ltd.	12,210.98
North Western Pulp & Power Ltd.	13,016.66	Pawluk, J.	10,642.91
Northern Alberta Dairy Pool Ltd.	78,558.16	Paynes Drug Store	10,152.00
Northern Alberta Limb Co. Ltd.	28,108.27	Peace Air Ltd.	68,128.56
Northern Alberta Railways Co.	118,841.81	Peace River Health Unit No. 21	130,935.80
Northern Asbestos & Building Supplies Ltd.	21,533.27	Peace River Livestock Co-op Ltd.	27,014.94
Northern Builders Ltd.	12,435.13	Peace River School Division No. 10	69,056.58
Northern Electric Co.	47,207.88	Peace River Seed Co-op Ltd.	20,000.00
Northern Hydraulics & Air Equipment Ltd.	32,675.61	Peat, John C.	19,034.26
Northern Life Assurance Co. of Canada	138,271.45	Pecharsky Contracting 1964 Ltd.	16,442.89
Northern Pharmacy Ltd.	17,083.96	Pedar People Ltd.	24,282.94
Northern Reforestation Ltd.	29,257.73	Peerless Carbon & Ribbon Co. of Manitoba Ltd.	28,302.80
Northland Contracting	20,534.55	Pembina Agricultural & Recreational Society	25,000.00
Northland School Division No. 61	812,914.26	Pembina Drug Co. Ltd.	12,803.50
Northland Utilities Ltd.	326,031.22	Pembina Sand & Gravel Ltd.	24,562.80
Northwest Color Laboratories Ltd.	10,812.87	Penman Agencies Ltd.	18,505.49
Northwest Drug Co. Ltd.	86,127.21	Penman, William & Margit	11,741.00
Northwest Jet Drives Ltd.	17,794.81	Pentagon Industries Ltd.	88,656.65
Northwest Printing & Lithographing Ltd.	12,987.98	Penvest Service Ltd.	32,660.00
Northwestern Utilities Ltd.	4,068,218.21	Pepsi Cola Canada Ltd.	12,172.38
Northwood Building Materials	15,688.38	Percevaunt, Edward A. & Dora E.	27,028.37
Norton Brothers Lumber Ltd.	33,228.06	Perceval Machinery & Supply Ltd.	46,094.27
Norton, Donald H.	11,434.28	Perkin, E. Canada Ltd.	13,845.23
Norton, Ed Construction Ltd.	25,221.40	Perkins, Beulah H. Estate	27,399.01
Novopharm Limited	11,202.80	Perlynn Construction Ltd.	90,947.00
Nu Way Land Breaking	40,911.00	Perratta Bros. Texaco Bulk Sales	16,640.52
Nu West Development Corp. Ltd.	31,378.92	Peters, Mrs. M. H.	42,090.00
O'Brien Lumber Co. Ltd.	11,294.86	Petersen, J. W. Bill Forest Products Ltd.	23,876.65
O'Byrne Office Sales Ltd.	67,123.61	Petro Chemical Buildings Ltd.	16,167.72
O'Hanlon Paving Ltd.	35,091.79	Petrogas Processing Ltd.	13,363.12
O'Meara Lodge	103,586.62	Petroleum Recovery Research Institute	200,000.00
O.K. Economy Stores Ltd.	42,950.38	Pfizer Co. Ltd.	13,690.74
Oakhill Boys' Ranch	31,258.70	Philips Electronics Industries Ltd.	30,078.75
Oakhill Foundation	34,309.00	Phillips Cables Ltd.	17,012.12
Oastrom, A.	20,633.18	Phillips, Thomas J.	10,878.23
Odd Job Program	10,745.00	Phoenix Press Co. Ltd.	93,020.52
Office Overload Co. Ltd.	37,795.89	Picker X-Ray Engineering Ltd.	54,217.77
Office Specialty Ltd.	226,242.38	Pilger, Emil Ltd.	15,000.00
Ohler, Americus I. Estate	119,112.23	Pillsbury Canada Ltd.	14,611.01
Okanagan Helicopters Ltd.	120,943.73	Pincher Creek & District Agricultural Society	51,151.02
Okotoks & District Recreation Board	16,514.83	Pincher Creek Co-op Assn.	11,150.57
Olds Auction Mart Ltd.	18,728.34	Pincher Creek School Division No. 29	35,154.67
Olds Contracting Ltd.	13,997.40	Pine Creek Construction Ltd.	15,887.30
Olin Corp.	50,109.07	Pinecrest Poultry Sales	18,236.68
Oliver Industrial Supply Co. Ltd.	82,646.93	Pioneer Paving Ltd.	210,104.61
Oliver, C. J. Industries Ltd.	55,427.10	Pipe Line Contractors Assn. of Canada	66,638.32
Olivetti Canada Ltd.	117,666.03	Pitman Copp Clark	73,371.08
Olsen Equipment Ltd.	10,818.74	Pitney Bowes of Canada Ltd.	30,748.77
Olson Contractors Ltd.	39,804.35	Plains Western Gas & Electric Co. Ltd.	273,461.13
One Hundred Ave. Building Ltd.	21,243.66	Plamondon Mercantile Co. Ltd.	21,549.71
Onoway & District Agricultural Society	50,000.00	Plaza Mortgage Co. Ltd.	25,210.72
Ontario School for the Blind	15,322.42	Pohl, Daniel	11,542.68
Optical Prescription Co.	3,014.59	Pohl, Dennis A.	10,848.62
Orbanski, R.	27,540.50	Point Three Project Rod West	15,410.50
Orbachuk, William	22,738.23	Polaris Construction Ltd.	126,054.18
Osborne Bros. Land & Property Ltd.	13,697.00	Polish Cultural Society	20,000.00
Ostertag, C.	21,940.39	Poole Construction Co. Ltd.	1,088,266.27
Otis Elevator Co. Ltd.	10,755.42	Poole Engineering 1958 Ltd.	2,912,966.47
Over 45 Group	34,500.00	Porta Built Industries Ltd., Edmonton	18,282.97
Overgaard, Sylvia	13,569.48	Poulenc Ltd.	31,266.55
Oxford Leaseholds Co. Ltd.	80,586.22	Pounder Emulsions Alberta Ltd.	42,477.46
Oxford University Press	28,509.84	Powell Construction Ltd.	27,715.00
Ozar, William	17,500.00	Powell Financial Building Ltd.	10,674.33
Ozvalda, Michal	16,366.00	Power Electric & Equipment Co. Ltd.	27,614.42
P.K. Construction Ltd.	10,272.42	Prairie Bible Institute	53,532.00
P.W.L. Importers Ltd.	17,428.19	Prebuilt Industries Ltd.	31,882.73
Pac Construction	26,417.22	Prentice Hall of Canada Ltd.	166,605.18
Pacific Petroleum Ltd.	738,587.29	Prevale Construction Ltd.	14,233.45
Pacific Western Airlines Ltd.	156,891.29	Price, E. H. Alberta Ltd.	13,686.33
Pacific Western Trucking Division	17,739.01	Prichuk, S.	21,549.71
Pack, W. W.	10,044.82	Princess Drug Co. Ltd.	16,883.23
Paddon Hughes Development Co. Ltd.	27,094.34	Printing Papers Ltd.	21,509.83
Page, V.	26,163.70	Progress Clothing Ltd.	13,443.36
Paine, J. R. & Associates Ltd.	14,158.75		
Palm Dairies Ltd.	84,540.88		
Pamco Ltd.	32,115.83		
Parar, D. & Associates Engineering Ltd.	24,079.36		
Pancanadian Petroleum Ltd.	10,691.20		



## STATEMENT No. 326—Continued

NAME	AMOUNT	NAME	AMOUNT
Progressive Foods Ltd. ....	12,624.07	Ritter, Robert A. Engineering Consultants Ltd. ....	\$ 37,500.00
Province Child Development Centre .....	447,207.26	Roadway Trailers Ltd. ....	13,882.35
Provincial Cancer Hospitals Board .....	107,299.45	Robb Bros. ....	16,967.73
Provincial Treasurer:		Robbs, Lorne .....	16,168.46
Dept. of Advanced Education .....	623,471.57	Robert Morse Corp. Ltd. ....	21,075.74
Dept. of Agriculture .....	429,369.93	Roberts, Fenton, McConnell Ltd. ....	50,445.05
Dept. of Attorney General .....	895,591.76	Roberts, Terry C. ....	11,296.44
Dept. of Culture, Youth & Recreation .....	17,292.29	Robertson, I. Ltd. ....	78,980.00
Dept. of Education .....	216,810,173.15	Robinson Stores .....	81,443.19
Dept. of Executive Council .....	17,088.71	Rocky Concrete & Construction Ltd. ....	29,482.13
Dept. of Health & Social Development .....	41,875,906.58	Rocky Mountain Helicopters Ltd. ....	41,190.62
Dept. of Highways & Transport .....	13,876,973.53	Rocky Mountain I.G.A. ....	18,439.15
Dept. of Industry & Commerce .....	71,781.97	Rocky Mountain Life Insurance Co. ....	12,023.74
Dept. of Lands & Forests .....	503,201.15	Rocky Mountain School Division No. 15 .....	34,456.13
Dept. of Legislation .....	27,923.44	Rocky Wood Preservers Ltd. ....	16,596.22
Dept. of Manpower & Labour .....	20,543.67	Rods Transport Barhead Ltd. ....	10,269.13
Dept. of Municipal Affairs .....	3,181,933.47	Roe Construction Co. 1965 Ltd. ....	36,309.01
Dept. of Public Works .....	2,384,003.85	Roe, N. ....	17,443.73
Dept. of the Environment .....	202,927.27	Roi Drug Calder Ltd. ....	13,656.30
Dept. of Treasury .....	50,136,991.23	Roman Catholic Bishop of the Diocese of Calgary .....	11,370.00
Queen's Printer .....	4,049,953.08	Romanchuk, A. S. ....	22,995.00
Provincial Treasury Branches .....	986,412.64	Rosary Hall .....	15,287.25
Provost & District Recreation Board .....	16,815.00	Rosedale Cleaners 1963 Ltd. ....	10,873.79
Provost School Division No. 33 .....	10,563.44	Ross, Eileen M. & Walter R. Etal .....	495,872.88
Prych, Dennis .....	15,646.04	Roszkos Farm Enterprises Ltd. ....	84,941.55
Prylowski, Steve .....	16,565.60	Rotary Tilling .....	14,273.13
Public Drug Ltd. ....	12,584.72	Rothmans of Pall Mall Canada Ltd. ....	42,059.13
Purity Dairy Ltd. ....	11,483.54	Rowlands Drug Store .....	10,240.83
Queen City Meat Supply Ltd. ....	31,570.79	Royal Bank of Canada .....	465,025.59
R. & M. Chemical Ltd. ....	21,172.99	Royal Canadian Legion .....	18,881.50
R. & N. Transport Ltd. ....	12,207.24	Royal Management Co. Ltd. ....	31,038.64
R.C.A. Ltd. ....	17,880.44	Royal Sand & Gravel .....	56,443.73
R.G.O. Office Furnishings Ltd. ....	89,158.79	Royal Trust Co. ....	138,955.27
Rancho Realty Ltd. ....	22,091.70	Royal Trust Co. & McLean, Margaret .....	57,635.29
Randle, Gerald & Frederick E. ....	619,712.10	Rydyks Construction Ltd. ....	14,633.40
Rannie, Margaret E. R. ....	20,454.23	Rumball, D. J. ....	10,468.90
Ranson Photographers Ltd. ....	41,207.00	Rumberger, Robert W. & Nancy S. ....	13,000.00
Raskauskas, S. ....	28,131.17	Rural Education & Development Assn. ....	42,930.80
Rasmuson, Clarence H. ....	14,912.00	Russell Food Equipment Ltd. ....	43,887.11
Raymond Irrigation District .....	16,664.50	Ryan, Gerald .....	13,292.78
Raymond Pharmacy Ltd. ....	11,237.84	S. & S. Pharmacy Ltd. ....	10,294.43
Red & White Stores Ltd. ....	10,142.79	Saan Stores Ltd. ....	28,177.48
Red Deer Christian School .....	14,784.00	Saddle Lake Centennial Development Assn. ....	16,500.00
Red Deer Co-op .....	16,173.73	Saddle Lake Recreation Committee .....	10,550.00
Red Deer College .....	140,636.97	Safety Supply Co. ....	76,329.08
Red Deer Exhibition Assn. ....	125,000.00	Sainthill Levine Uniforms .....	13,567.39
Red Deer Health Unit .....	162,264.71	Salloum, Laverna .....	13,833.15
Red Deer Municipal Library .....	122,000.00	Salvation Army .....	433,263.31
Red Deer Public School District No. 104 .....	177,087.62	Sandoz Pharmaceuticals .....	58,482.64
Red Deer Roman Catholic Separate School District No. 17 .....	12,290.55	Saracen Construction Ltd. ....	72,400.00
Redhead, Douglas K. ....	14,425.95	Saulcer, Jones, Peacock, Black, Gains & Laycraft .....	18,874.82
Redwood Transport Ltd. ....	16,143.56	Saunders, W. B. Co. of Canada Ltd. ....	14,378.72
Reed, H. J. & Mrs. ....	20,440.00	Sawchuk Brothers .....	32,218.83
Reed, Shaw, Osler Ltd. ....	140,101.80	Saxby & Pokorny Architects .....	14,401.41
Reed, Thomas M. & Myrtle E. ....	12,382.00	Scandinavian Management Services Ltd. ....	28,530.17
Refrigerative Supply Ltd. ....	13,500.28	Schaffler, Joseph G. Estate .....	14,455.88
Regent Distributing Co. Ltd. ....	10,730.34	Schering Corp. Ltd. ....	22,024.25
Regent Typographers Ltd. ....	10,464.30	Schnee, Walter .....	12,129.00
Registrar North Alta. Land Registration District .....	14,185.55	Schneider, Walter O. ....	10,715.47
Rehabilitation Society of Calgary .....	29,324.33	Schoendorfer, Stephan & Annie .....	20,680.00
Rehabilitation Society of Lethbridge .....	22,875.00	Schooley, Frank O. ....	33,225.00
Rehn, J. ....	29,947.20	Schultz, C. D. & Co. Ltd. ....	33,872.90
Reliable Printing Co. Ltd. ....	75,962.84	Science Research Associates Canada Ltd. ....	17,353.98
Reliance Electric Ltd. ....	91,160.75	Scobey Construction Ltd. ....	16,940.11
Reliance Storage & Cartage Co. Ltd. ....	24,200.69	Scooby, Don & Sons Co. Ltd. ....	16,753.04
Remai Construction Co. 1971 Ltd. ....	278,946.00	Scota Spring & Steering Service .....	15,693.83
Remco Management .....	16,536.04	Scott National Co. Ltd. ....	101,549.64
Remington Construction Co. Ltd. ....	45,748.51	Scott, S. F. Manufacturing Co. Ltd. ....	10,148.25
Rendfleisch, Arthur .....	19,729.35	Scott Steel Ltd. ....	83,821.00
Renfrew Chrysler Plymouth Ltd. ....	12,458.21	Scott, James R., Carr, Ronald A. & Canada Trust Co. ....	20,624.72
Renton Construction Ltd. ....	12,170.42	Scrimshaw, John A. ....	18,790.25
Rentway Canada Ltd. ....	39,138.17	Seafort Petroleum Ltd. ....	10,054.78
Reputakowski, John & Sophie .....	23,265.00	Sealy Western Ltd. ....	18,154.25
Rena Cupit Industries Ltd. ....	18,172.44	Sears Ltd. ....	12,505.02
Research Council of Alberta .....	191,712.98	Security Trust Co. Ltd. ....	127,024.87
Resicare Society of Calgary .....	14,195.60	Seguin Construction Co. Ltd. ....	29,443.48
Restoration of Fort Edmonton .....	22,149.05	Selkirk Preservation Society .....	15,000.00
Revelstoke Building Materials Ltd. ....	29,801.33	Sellers, J. ....	14,156.30
Revelstoke Transit Mix .....	21,771.05	Sepl, Ian .....	14,695.08
Rex Properties Ltd. ....	260,715.98	Sercon Contractors Ltd. ....	369,561.51
Reynolds Manufacturing Co. Ltd. ....	200,485.42	Sereda Drugs Ltd. ....	10,106.39
Rhein Construction Ltd. ....	17,936.67	Sexsmith & District Agricultural Society .....	25,000.00
Richardson Bros. Olds Ltd. ....	83,445.35	Seymour, J. ....	23,103.45
Richardson, Mrs. J. ....	13,603.90	Shalapay Transport Ltd. ....	29,882.39
Richfield Real Estate Ltd. ....	55,462.30	Shalapay, Nick .....	11,655.27
Rideau Medical Dental Pharmacy .....	10,701.42	Shannon Construction Alberta Ltd. ....	86,825.00
Rileys Data Share International Ltd. ....	29,609.22	Sharps Theatre Supplies Ltd. ....	21,482.09
Rimby & District Recreation Board .....	20,552.78	Sharun, Steve W. & Lawrence P. ....	20,400.00
Ringbinder & Binyl Products Western Ltd. ....	18,209.38		

## CASH PAYMENTS

527

## STATEMENT No. 326—Continued

NAME	AMOUNT	NAME	AMOUNT
Shatto Construction Co. Ltd.	\$ 572,307.74	Staedler Mars Ltd.	\$ 20,095.23
Sheehan & Wald Trucking	56,904.41	Stafford Foods Ltd.	33,121.31
Shetel Holdings Red Deer Ltd.	15,620.81	Staheli Construction Co. Ltd.	536,324.85
Shellbrooke Homes	18,124.17	Stampede City Sports Ltd.	10,526.99
Shell Canada Ltd.	443,264.04	Stan Byrt & Sons Ltd.	14,062.65
Sheltered Workshop Society	37,306.25	Standard Hospital Supply Ltd.	22,840.43
Sherbrooke Lodge	21,667.25	Standens Ltd.	10,755.77
Sherwin Williams Co. of Canada Ltd.	266,568.74	Stanley Associates Engineering Ltd.	184,095.17
Shirley Helicopters Ltd.	29,064.55	Stanley Brock Ltd.	79,608.53
Shoppers Drug Mart	29,440.31	Status Project Planning Ltd.	15,611.14
Shortreed, Shooter, Stainton, Kennedy, Enright Et al.	68,963.10	Steamships Forwarding Co. Ltd.	15,411.86
Shtabsky & Co.	19,839.44	Stearns, Violet A.	12,212.70
Shulko, N. G.	11,873.30	Stedel, Mr. & Mrs. William	11,301.35
Sibbald Arms Ltd.	13,090.00	Stedelbauer Chevrolet Oldsmobile Ltd.	11,449.88
Sibbald Group	40,500.00	Steel Co. of Canada Ltd.	579,725.22
Siemens Medical Canada Ltd.	57,088.90	Steffler Construction Ltd.	11,139.03
Silver Line Fire Equipment Ltd.	12,547.99	Stephen, S.	29,256.15
Silverwood Dairies Ltd.	95,586.95	Stephenson, J. R. Ltd.	36,071.50
Simmons Ltd.	43,071.80	Sterling Hulburt Crane Service	13,471.24
Simpkins, Ernest L.	13,423.07	Stettler School District No. 1475	72,057.36
Simpsons-Sears Ltd.	92,943.85	Stettler Supermarket Forest Lawn I.G.A.	16,943.91
Sinclair & Valentine Co. of Canada Ltd.	26,206.58	Stevens Alberta Co. Ltd.	33,169.71
Sinclair Heating Supplies Ltd.	35,804.22	Stevens Trucking	13,438.24
Sinkwich, Morris S.	11,013.31	Stevens, G. Industries Ltd.	20,977.50
Sisco Scientific Ltd.	29,235.86	Stewart Green Properties Ltd.	139,635.07
Sisters of Our Lady of Charity	477,846.87	Stewart, Weir, Stewart, Watson & Heinrichs	38,646.92
Skelton, Thomas	15,225.00	Stocks Drug Store Ltd.	10,786.37
Skoodopole Construction Ltd.	36,915.17	Stoneway Crushing Ltd.	164,555.95
Skoworodka, John	11,441.09	Stong, C.	16,212.00
Slave Lake Developments Ltd.	33,435.50	Stony Plain Lac Ste. Anne Health Unit	87,450.42
Slaves of the Upper Hay River Band	52,345.00	Storer, Victor M. Estate	11,218.57
Smalleys Electronics Ltd.	19,218.75	Stork Diaper Service Alberta Ltd.	37,111.31
Smigelski, P.	12,266.75	Stork Diaper Service Calgary Ltd.	32,634.25
Smigorski, D.	10,055.94	Storlee Color Lab Ltd.	12,311.84
Smith & Smith Associates	40,860.44	Strachan, J. G.	16,911.17
Smith Bros. & Wilson Ltd.	946,504.21	Stramit Corporation Ltd.	10,509.01
Smith Bros. Equipment Ltd.	29,964.21	Strang, Wally	14,798.82
Smith Clinic	10,153.76	Strang, Wally Public Relations & Advertising Ltd.	23,400.44
Smith Davidson & Lecky Ltd.	190,397.04	Strathcona Tweedsmuir School	50,626.83
Smith, Dwayne V.	15,315.00	Strathmore & District Recreation Board	15,463.24
Smith, E. D. & Sons Ltd.	10,264.36	Stromberg, Gordon	1,001.24
Smith, Grant, Mann Ltd.	12,985.20	Strong, Lamb, & Nelson Edmonton Ltd.	72,584.81
Smith, N. L. Construction	21,087.54	Stuart Bailey Drug Co. Ltd.	24,025.22
Smith, Norman & Baird, William	10,614.18	Sturgeon Health Unit	142,806.65
Smiths Ambulance 1962 Ltd.	62,982.98	Sturgeon School Division No. 24	79,591.75
Smoky Lake Agricultural Society	50,000.00	Style Properties	15,646.44
Smoky Lake Drug Store	15,398.80	Suburban Superdrug Ltd.	17,774.35
Snappy Business Forms Ltd.	23,880.54	Summit Engineering Sales Edmonton Ltd.	12,305.99
Snell, James M. Estate	11,948.78	Sundance Oil Canada Ltd.	12,819.22
Social Orientation Services Society	12,365.85	Sundre Contracting Co. Ltd.	10,437.00
Society for the Prevention of Cruelty to Animals	48,000.00	Super S Drugs Ltd.	21,092.77
Socio Systems Ltd.	17,708.00	Supercrete Ltd.	556,406.70
Sodequise, Edward G.	22,095.00	Superior Steel Desk Manufacturing Co. Ltd.	330,246.66
Soldan, Nicholas W.	20,208.15	Surego Oilfield Service	21,150.00
South Warner County Recreation Board	22,697.90	Swann, J. Peter	17,516.13
Southern Indian News Media	40,000.00	Swift Canadian Co. Ltd.	108,719.67
Spalding Hardware Ltd.	15,092.65	Swinton, Margaret Estate	40,906.61
Sparkman, Vivian L. & McLean, Joseph A.	14,884.61	Switzer, H. A. & Co. Ltd.	11,189.01
Specialty Metal Crafts Ltd.	41,608.25	Systems Equipment Ltd.	13,665.75
Speedway Drugs Ltd.	15,128.50	Zmata Concrete & Aggregates Ltd.	14,895.56
Speights Construction	19,141.93	T.C. Reinforcing Ltd.	11,556.44
Spencer Lemaire Industries Ltd.	13,425.60	T.P.L. Industries Ltd.	167,703.74
Spenrath Construction Ltd.	24,031.88	Taber Irrigation District	93,756.25
Sperry Rand Canada Ltd.	45,548.41	Taber School Division No. 6	49,020.30
Spevakov, R. B.	12,025.00	Tarapaski Construction Ltd.	176,338.22
Spirit River Agricultural Society	18,000.00	Tas Communications Services	10,575.92
Spirit River Drug Ltd.	16,478.22	Taschuk, Mrs. Clara	1,650.00
Spirit River School Division No. 47	43,288.56	Taylor, Pearson, & Carson Ltd.	47,905.97
Spotowski, B.	77,514.51	Taylor's I.G.A.	10,257.80
Sprague Drug Ltd.	31,883.79	Teachers' Retirement Fund	5,403,725.43
Sprecher Construction Ltd.	186,335.84	Tebbutt, D. M.	11,188.30
Spreiter, Vernon R. & Gwenth L.	17,620.00	Technical Marketing Associates Ltd.	18,184.78
Springbank Park for All Seasons Agricultural Society	25,072.50	Technicon International of Canada Ltd.	57,222.73
Square M. Construction Ltd.	58,526.99	Tektronix Canada Ltd.	57,692.12
Squibb, E. R. & Sons Ltd.	16,741.16	Telstar Drug	19,882.66
St. Albert Protestant Separate School District	43,949.43	Tempo School	17,740.00
St. John Ambulance Alberta Branch	109,700.85	Tenline Sales Ltd.	11,770.98
St. Joseph's Hospital	31,017.99	Texaco Canada Ltd.	14,139.73
St. Albert School District No. 3	21,098.28	Theatre Calgary	209,391.54
St. Mary River Irrigation District	341,914.39	Thibault, C.P. No. 365	27,064.00
St. Mary's Salesian Jr. High School	23,780.43	Third Eye Overflow House	10,173.82
St. Matthew's Lutheran School	18,002.00	Thomas Built Buses of Canada Ltd.	10,254.00
St. Paul & District Co-op Assn. Ltd.	33,520.98	Thompson Bros. Construction Ltd.	17,365.72
St. Paul Drugs 1970 Ltd.	20,637.81	Thompson, Dr. Z. R.	39,698.00
St. Paul I.G.A.	14,935.73	Thompson, Edith S. & George	16,357.05
St. Paul Regional High School District No.	10,979.59	Thompson, John Estate	14,178.89
St. Paul School District No. 2228	46,326.06	Thompsons Fort McMurray Foods Ltd.	21,689.02
St. Paul Truck Service Ltd.	14,910.27	Thornhill Contractors Ltd.	47,110.65
		Three Hills School Division No. 60	10,442.00
		Thriftway Pharmacy Ltd.	21,126.99
			18,009.07

## STATEMENT No. 326—Continued

NAME	AMOUNT	NAME	AMOUNT
Tietzen, P. A. ....	\$ 17,116.51	Smoky Lake .....	\$ 40,401.31
Time Airways Ltd. ....	36,242.66	Spirit River .....	33,233.93
Time Business Machines Ltd. ....	37,561.02	Spruce Grove .....	134,006.68
Timm, Richard .....	17,403.19	St. Albert .....	348,217.29
Titan Prestressing Corp. Ltd. ....	72,770.00	St. Paul .....	156,284.93
Tkachuk, Stanley .....	11,926.84	Stavely .....	11,739.09
Tkachyk, W. ....	11,623.40	Stettler .....	120,439.06
Toews, L. ....	27,903.57	Stony Plain .....	64,867.06
Tofield Agricultural Society .....	50,000.00	Strathmore .....	33,955.20
Toledo Scale Co. of Canada Ltd. ....	63,543.19	Sundre .....	25,634.60
Tollestrup Construction Co. Ltd. ....	1,772,312.31	Swan Hills .....	31,876.69
Toole, P. J. & Cote Real Estate .....	10,713.50	Sylvan Lake .....	55,692.41
Toronto-Dominion Bank .....	198,014.49	Taber .....	171,964.49
Total Video Systems Alberta Ltd. ....	44,839.99	Three Hills .....	41,410.86
Totalplan Business Interiors .....	15,874.47	Tofield .....	31,003.70
Touche Ross & Co. ....	14,635.31	Trochu .....	33,517.01
Touw Construction Ltd. ....	16,407.50	Two Hills .....	51,634.05
Tower Dodge Chrysler Ltd. ....	15,545.66	Valleyview .....	46,187.11
Towns:		Bauxhall .....	23,766.19
Athabasca .....	106,126.83	Vegreville .....	187,182.63
Barrhead .....	93,737.47	Vermilion .....	113,978.34
Bashaw .....	23,587.71	Viking .....	36,536.41
Bassano .....	27,406.02	Vulcan .....	43,428.14
Beaverlodge .....	31,992.68	Wainwright .....	113,769.43
Black Diamond .....	31,486.74	Westlock .....	88,964.12
Blairmore .....	105,330.59	Whitecourt .....	65,765.39
Bonnyville .....	80,297.69	Trane Co. of Canada Ltd. ....	103,052.24
Bow Island .....	54,058.48	Trans Electronic Systems .....	10,231.80
Brooks .....	108,487.07	Travel & Convention Assn. of	
Calmar .....	23,236.68	Southern Alberta .....	14,000.00
Canmore .....	45,960.33	Travel Industry Assn. of Alberta .....	70,162.82
Cardston .....	85,958.30	Treck Photographic of Canada Ltd. ....	64,146.13
Carstairs .....	23,455.15	Tredger Drug Ltd. ....	18,725.36
Castor .....	43,224.45	Tri Line Expressways Ltd. ....	65,000.00
Clareholm .....	133,042.81	Trigon Construction Ltd. ....	28,108.73
Coadale .....	178,576.96	Trindle, Norman .....	11,668.43
Cochrane .....	32,794.08	Triple F Holdings Ltd. ....	38,412.50
Cold Lake .....	28,776.40	Trizec Equities Ltd. ....	485,739.35
Coleman .....	52,636.01	Trudgeon, Mr. & Mrs. Kenneth .....	10,208.50
Coronation .....	35,548.39	Tucker, Leslie .....	25,000.00
Daysland .....	21,941.80	Tucker, W. J. ....	13,669.40
Devon .....	38,284.76	Turnbull Motors Ltd. ....	191,057.27
Didsbury .....	56,144.83	Twin Bridges Sand & Gravel 1960 Ltd. ....	182,393.24
Drayton Valley .....	84,279.51	Twin Lake Construction Ltd. ....	85,321.25
Eckville .....	17,863.15	Two Rivers Construction Ltd. ....	100,447.88
Edson .....	159,706.08	Ukrainian Youth Unity .....	18,984.90
Elk Point .....	30,138.86	Ulaniki, R. Construction Ltd. ....	70,278.78
Fairview .....	96,040.62	Underwood, McClellan, & Associates Ltd. ....	116,149.70
Falher .....	45,471.08	Union Carbide Canada Ltd. ....	14,772.06
Fort Macleod .....	101,447.51	Union Milk .....	24,327.44
Fort McMurray .....	212,307.58	Union Oil Co. of Canada Ltd. ....	16,694.73
Fort Saskatchewan .....	196,581.30	Union Tractor Ltd. ....	76,303.60
Fox Creek .....	307,410.25	Uniroyal Ltd. ....	49,643.94
Gleichen .....	11,345.83	United Auto Electric Ltd. ....	10,018.80
Grande Cache .....	111,529.51	United Church of Canada Edmonton	
Grand Centre .....	66,330.33	Presbytery .....	21,448.75
Grimshaw .....	52,786.16	United Community Fund of Greater Edmonton	12,000.00
Hanna .....	98,102.54	United Farmers of Alberta Co-op Ltd. ....	79,225.65
Hardisty .....	17,242.96	United Feeds Ltd. ....	13,068.75
High Level .....	36,241.23	United Grain Growers .....	47,196.35
High Prairie .....	179,054.95	United Helicopters .....	44,305.22
High River .....	172,471.72	United Irrigation District .....	22,995.80
Hinton .....	132,757.44	United Management Ltd. ....	14,876.85
Innisfail .....	71,779.82	United Mobile Homes .....	11,138.72
Killam .....	31,244.14	United Road Builders Ltd. ....	265,860.74
Lac La Biche .....	116,389.38	United Ventilation & Air Conditioning Ltd. ....	24,301.00
Lacombe .....	170,509.09	Univac Head Office .....	10,295.69
Lamont .....	27,047.95	Universal Concrete Accessories Ltd. ....	14,755.63
Leduc .....	173,045.09	Universal Fastening Devices Ltd. ....	12,692.79
Magrath .....	38,768.31	Universities Commission .....	130,157,814.00
Manning .....	33,118.11	University of Alberta .....	1,990,238.57
Mayerthorpe .....	28,356.01	University of Calgary .....	119,360.02
McLennan .....	24,256.37	University of Lethbridge .....	10,816.64
Milk River .....	23,369.40	University of Saskatchewan .....	210,751.15
Morinville .....	35,933.65	University of Toronto Press .....	1,631.25
Mundare .....	20,626.51	Upland Construction Ltd. ....	18,365.80
Nanton .....	35,773.48	Urban, Albin S. ....	24,425.00
Okotoks .....	32,227.59	Utzig Roofing Alberta Ltd. ....	15,483.00
Olds .....	427,425.52	Valentine, G. H. ....	13,316.45
Oyen .....	23,951.67	Valeres Construction Co. Ltd. ....	139,673.25
Peace River .....	204,830.26	Valin, C. I. ....	13,368.70
Picture Butte .....	29,582.75	Vallee Store Bonnyville .....	24,244.11
Pincher Creek .....	100,862.41	Valleyview Co-op Assn. Ltd. ....	41,408.44
Ponoka .....	226,750.31	Valleyview I.G.A. ....	18,640.50
Provost .....	55,347.65	Valleyview Rexall Drugs .....	22,464.62
Raymond .....	65,722.38	Valleyview Tom Boy .....	18,890.15
Redcliff .....	63,732.31	Van Nostrand Reinhold Ltd. ....	23,603.15
Redwater .....	40,076.14	Van Waters & Rogers of Canada Ltd. ....	10,479.46
Rimby .....	45,053.59	Vandalsen Farms Ltd. ....	11,553.00
Rocky Mountain House .....	106,948.47	Vandyk, Bessel & Berendina .....	14,555.00
Sedgewick .....	20,655.67	Varah, L. A. Equipment Ltd. ....	19,319.29
Slave Lake .....	286,918.18	Varian Associates of Canada Ltd. ....	49,542.84



## CASH PAYMENTS

529

## STATEMENT No. 326—Continued

NAME	AMOUNT	NAME	AMOUNT
Varsity Plymouth Chrysler Ltd.	\$ 14,449.56	Industry & Commerce	\$ 96,783.02
Vassberg, Jack R.	10,055.70	Lands & Forests	6,753,900.42
Vegreville Health Unit	89,922.25	Legislation	202,507.80
Vermilion Agricultural Society	54,006.38	Manpower & Labour	81,257.20
Vermilion River Area Preventive		Municipal Affairs	148,874.69
Social Services	17,974.77	Public Works	12,438,209.16
Versafood Services Ltd.	869,813.59	Statutory	413,957.10
Vickerson Drug Co.	12,411.62	The Environment	2,468,335.95
Vics Super A Foods	25,033.94	Treasury	957,760.91
Victor Comptometer Ltd.	23,405.06	Wagro Construction Ltd.	122,143.33
Victoria Pharmacy Ltd.	15,100.31	Wainwright Recreation Board	16,205.00
Victoria Trail Agricultural Society	50,222.99	Wainwright School Division No. 32	36,515.71
Victorian Order of Nurses	70,991.75	Wajax Industries Ltd.	43,754.89
Viking & District Agricultural Society	50,000.00	Wald, J. A.	15,127.27
Villages:		Wald, John R. Company Incorporated	13,631.82
Acme	10,533.00	Walds, Frank Truck Service	11,584.70
Airdrie	29,920.50	Walker Flying Services Ltd.	20,182.43
Alberta Beach	21,100.57	Walker, L. Construction Ltd.	428,784.75
Alix	15,798.96	Walkers Drug Ltd.	21,462.06
Alliance	12,766.76	Wallenberg, Ruben	24,892.96
Andrew	21,355.20	Wallys Lath Yard	28,996.30
Beiseker	10,160.07	Walter Warehouse Food Market Ltd.	31,900.61
Bellvue	39,875.72	Walter Woods Ltd.	64,114.94
Bentley	18,399.26	Wapiti Gravel Suppliers Ltd.	17,981.60
Berwyn	11,260.51	Ward, Percy & Mrs. Margaret	48,946.96
Big Valley	10,365.22	Wardair Canada Ltd.	10,692.28
Blackfalds	21,282.26	Warehouse Discount Foods	77,076.48
Bowden	14,832.37	Warcke, Werner	14,755.00
Boyle	14,873.62	Warrade Contractors Ltd.	39,809.07
Breton	11,715.22	Waskiewich Construction Co. Ltd.	29,364.51
Bruderheim	11,377.86	Watcher, Bertha Estate	14,578.70
Carbon	13,530.72	Waterloo Motors Ltd.	22,133.20
Chauvin	11,783.39	Waterous G.M. Diesel Ltd.	66,063.22
Consort	19,485.83	Watson Construction Ltd.	88,987.84
Crossfield	14,953.88	Watson Sheet Metal Ltd.	15,402.00
Delburne	11,622.89	Watson Tofield Ltd.	66,686.55
Empress	17,222.22	Watson, Robert D. Advertising Ltd.	40,222.92
Entwistle	11,951.46	Watts Action Mart Ltd.	18,362.10
Evansburg	19,581.77	Waukesha Motor Western Ltd.	12,133.96
Foremost	15,749.60	Way, Eldon M. & Isobel	18,056.34
Forestburg	22,491.89	Webb, Clarence Estate	11,810.15
Frank	11,775.21	Webber, Harold W. & Lucy	45,000.00
Gibbons	17,143.85	Webber, Harold W. Executor	27,184.89
Glendon	18,500.60	Welders Supplies Ltd.	13,750.07
Hines Creek	11,822.00	Weldomatic Ltd. 1965	11,798.48
Holden	15,798.20	Weldwood of Canada Sales Ltd.	163,794.52
Hythe	11,564.40	Welke Western Demolition Holdings Ltd.	11,080.00
Imra	12,387.91	Wells, W. C. Construction Co. Ltd.	1,418,490.16
Kinuso	14,771.56	Wengi Building Contractors Ltd.	17,035.00
Legal	12,936.29	Welwyn Manor	209,760.00
Mannville	23,765.99	Wenzel, W. J. M.	22,942.20
Marwayne	11,407.30	Werkema, H. & K.	12,214.00
Millet	23,039.15	Werners Refrigeration Co. Ltd.	10,288.75
Mirror	11,091.04	Werzun Trucking Ltd.	27,780.79
Mynnam	14,973.22	Wesecab Manufacturing Ltd.	49,134.01
Onoway	14,488.17	West Canadian Graphic Industries Ltd.	148,351.85
Penhold	11,153.92	West Edmonton Social Task Force	48,168.68
Rycroft	19,289.91	Westbank Industries Ltd.	10,469.37
Ryley	14,989.70	Westbridge Construction Ltd.	74,940.95
Sexsmith	11,382.18	Westcan Horticultural Specialists Ltd.	10,959.28
Spruce Grove	12,081.19	Westcoast Petroleum Ltd.	27,046.20
Standard	12,203.53	Westel Rosco Ltd.	525,023.17
Stirling	12,154.05	Westend Concrete & Rentals Ltd.	30,877.33
Thorhild	19,433.00	Western Asphalt Distributors	13,484.09
Thorsby	23,091.87	Western Auto Park	12,000.00
Turner Valley	26,890.25	Western Caissons Alta. 1969 Ltd.	99,847.00
Vilna	13,155.20	Western Canada Hardware Ltd.	67,745.98
Warburg	17,213.96	Western Cartage & Storage	16,440.22
Warner	12,382.63	Western Construction & Lumber Co. Ltd.	215,933.23
Waskatenau	11,767.65	Western Dept. Store Whitecourt	11,821.14
Wildwood	11,364.50	Western G.M.C. Truck Centre Ltd.	22,853.37
Willingdon	14,889.92	Western Grocery Ltd.	12,722.83
Vilna Pharmacy	10,490.61	Western Hoe & Crane Ltd.	11,374.00
Vocational & Rehabilitation Research Institute	657,400.89	Western Industrial Contractors Ltd.	105,416.24
Voice of Alberta Native Women's Society	15,520.48	Western Irrigation District	46,359.75
Voice, A. A. Construction Co. Ltd.	102,821.10	Western Linen Supply Co. Ltd.	23,762.01
Voorhees, Alan M. & Associates Inc.	16,057.96	Western Pharmacy Ltd.	11,782.31
Vos, Louise	28,627.64	Western Printing & Lithographing Co. Ltd.	92,614.52
Voyager Petroleum Ltd.	10,176.00	Western Research & Development Ltd.	49,845.50
VS Services Limited	175,808.32	Western Supplies Ltd.	61,731.24
Vulcan Machinery & Equipment Ltd.	106,720.27	Westinghouse Canada Ltd.	351,661.99
Wagar, Mrs. Winnifred E.	26,135.00	Westlock & District Agricultural Society	21,929.47
Wageman, Mrs. C. M.	12,113.93	Westlock Iron Works Ltd.	12,187.50
Wages:		Westlock School Division No. 37	40,371.68
Advanced Education	2,478,670.62	Westown Ford Sales Ltd.	13,538.19
Agriculture	1,247,960.95	Westward Power Equipment	10,588.10
Attorney General	97,368.33	Westwood Forest Products Ltd.	14,231.44
Culture, Youth & Recreation	1,336,937.59	Wetaskiwin Recreation Commission	25,030.00
Education	163,083.74	Wetaskiwin School District No. 264	72,796.32
Executive Council	307,550.01	Wetaskiwin Shopping Centre	11,413.29
Health & Social Development	1,745,429.28	Wetoka Health Unit	88,791.75
Highways & Transport	13,599,956.30	Weymouth, H.	15,583.20

## STATEMENT No. 326—Continued

NAME	AMOUNT	NAME	AMOUNT
Wheaton, Don Ltd. ....	\$ 50,049.23	Wood & Gardener Architects Ltd. ....	\$ 19,626.67
Wheeler, A. Const. 1962 Ltd. ....	10,197.50	Wood Gundy Securities Ltd. ....	32,691.25
Whissell Enterprises Ltd. ....	779,467.70	Wood, David G. ....	27,482.75
Whitewear Manufacturing Co. Ltd. ....	74,712.27	Wood, G. H. & Co. Ltd. ....	111,028.89
Whittaker, Lavolette, Leckie & Co. Ltd. ....	14,456.41	Wood, Moir, Hyde & Ross ....	30,533.63
Whole Life Foundation ....	16,592.00	Woods, Floyd Dennis ....	12,232.44
Wholesale Heating Supplies Ltd. ....	11,759.41	Woodside, Donald H. & Crown Trust Co. ....	22,799.60
Widney, Roy D. & Archie S. ....	127,175.65	Woodwards Stores Ltd. ....	234,396.63
Wild & Welin Construction Ltd. ....	64,368.04	Woolco Dept. Stores ....	221,016.54
Wild of Canada Ltd. ....	13,074.45	Woolworth, F. W. Ltd. ....	39,469.44
Wilderness Construction Ltd. ....	13,524.11	Workmen's Compensation Board ....	1,514,367.88
Wiley, J. & Sons Canada Ltd. ....	22,216.75	Worrall, R. A. Construction Ltd. ....	105,062.50
Wilfort, John Construction Ltd. ....	14,841.00	Worthington Canada Ltd. & Masoneilan ....	42,488.25
Wilinski, S. Estate ....	15,099.86	Wyant & Co. Ltd. ....	32,559.92
Wilkinson Co. Ltd. ....	82,123.18	Wynn, Forbes, Lord, Feldburg & Schmidt ....	14,705.49
William Roper Hull Home ....	1,072,288.79	Xerox of Canada Ltd. ....	1,201,219.21
Williams Callis Ascar ....	21,011.49	Yandeau, Patrick ....	13,003.86
Williams Land Development Ltd. ....	70,940.04	Yanishewski, S. ....	11,581.10
Williams, A. R. Sales Ltd. ....	15,026.00	Yellow Cab Ltd. ....	31,199.47
Williams, Harold ....	59,514.83	Yellowhead Regional Library ....	51,496.50
Willington Agricultural Society ....	52,000.00	Yellowhead School Division No. 12 ....	104,959.39
Willow Creek Sand & Gravel Co. Ltd. ....	69,752.55	Yeoman Construction Ltd. ....	435,399.61
Willow Creek School Division No. 28 ....	51,409.68	York Instruments ....	23,260.05
Willson Business Services Ltd. ....	122,513.50	Young Men's & Young Women's Christian Assn., Medicine Hat ....	75,000.00
Wilmac Equipment Rentals Ltd. ....	27,323.36	Young Men's Christian Assn. ....	109,614.77
Wilron Equipment Ltd. ....	13,585.52	Young Women's Christian Assn. ....	120,535.48
Wiselka, George Jr. ....	13,846.26	Young, Gordon M. ....	13,872.80
Wilson Oilfield Supply Ltd. ....	24,069.57	Youngman, Mr. & Mrs. Gordon ....	10,037.50
Wilson Sand & Gravel ....	109,315.75	Yuill, Harry H. & Willard H. ....	543,953.38
Wilson, R. H. & Co. Ltd. ....	10,410.44	Zeidler Plywood Corp. Ltd. ....	18,702.38
Wiltse & Sons Construction Ltd. ....	20,865.57	Zellers Western Ltd. ....	51,535.37
Winley Morris Co. Ltd. ....	37,751.91	Zenith Graphics Alberta Ltd. ....	10,690.00
Winter, Dan Construction ....	19,861.68	Zero Super Market Ltd. ....	24,241.04
Wire Rope Industries of Canada 1966 Ltd. ....	23,907.40	Zesko, John ....	11,641.89
Wiselka, R. ....	15,216.55	Zimmerman, Ofelden O. Estate ....	22,950.59
Wofford, Charles ....	12,221.78		
Wolfman, Edward L. & Chetner, Joseph Et al. ....	91,851.15		
Wolfman, Edmund W. & Aletha ....	22,744.00		
Wolley, Dod, & MacCrimmon Surveys Ltd. ....	21,856.36		
Wolski Building Contractors Ltd. ....	104,094.40		
Women's Emergency Shelter ....	36,001.00		
Woo, Henry ....	15,942.19		
		Sundry accounts \$10,000.00 and under ....	\$1,174,054,929.24
			49,369,771.00
			<u>\$1,223,424,700.24</u>

STATEMENT No. 327

## GOVERNMENT OF THE PROVINCE OF ALBERTA

## REIMBURSEMENTS BY THIRD PARTIES OF PAYMENTS TO VENDORS

FOR THE YEAR ENDED MARCH 31, 1973

NAME	AMOUNT	NAME	AMOUNT
Alberta Government Telephones .....	\$ 48,338.69	Dept. of Health and Social Development \$	328,089.06
Alberta Health Care Insurance Commission ..	46,385.29	Dept. of Highways and Transport .....	73,383.39
Alberta Housing Corporation .....	24,717.52	Dept. of Industry and Commerce .....	10,199.88
Calgary Power Ltd. ....	10,918.08	Dept. of Lands and Forests .....	175,448.88
City of Edmonton .....	393,482.84	Dept. of Municipal Affairs .....	14,840.27
Cunningham & Shannon Ltd. ....	18,500.49	Dept. of Public Works .....	172,314.47
Energy Resources Conservation Board .....	17,972.51	Dept. of Treasury .....	1,251,622.15
Foothills Provincial General Hospital .....	99,559.00	S.A.I.T. apartments operating account .....	11,413.12
Government of Canada .....	336,214.46	Treasury branches .....	63,932.24
Guardian Insurance Co. of Canada Ltd. ....	11,121.87	University of Alberta .....	29,647.56
Improvement Districts Trust Account .....	3,386,747.71	Yeoman Construction Ltd. ....	12,531.14
Personal telephone calls .....	12,256.86		
Provincial Treasurer:			
Dept. of Agriculture .....	34,246.62		\$ 6,628,628.08
Dept. of Attorney General .....	13,728.23	Sundry Accounts \$10,000.00 and under .....	228,959.42
Dept. of Environment .....	16,974.53		
Dept. of Executive Council .....	14,041.22	TOTAL .....	\$ 6,857,587.50



# INDEX

	Page
Accounts Payable .....	41
Advanced Education Department:	
Cash collected .....	427
Expenditure (classified) .....	425
Legislative and executive appropriations .....	422
Agriculture Department:	
Cash collected .....	92
Expenditure (classified) .....	87
Legislative and executive appropriations .....	84
Alberta Agricultural Development Corporation .....	98-100
Alberta Alcoholism and Drug Abuse Commission .....	279-282
Alberta Art Foundation .....	404-405
Alberta Children's Provincial General Hospital .....	309-315
Alberta Colleges Commission .....	436-439
Alberta Commercial Corporation .....	222-224
Alberta Government Telephones Commission (see Telephones)	
Alberta Hail and Crop Insurance Corporation .....	102-109
Alberta Health Care Insurance Commission .....	283-287
Alberta Hospital, Edmonton .....	292, 295, 299, 302
Alberta Hospital, Ponoka .....	292, 295, 299, 302
Alberta Hospital Services Commission .....	288-290
Alberta Housing Corporation .....	269-271
Alberta Industrial Corporation .....	396-397
Alberta Industrial Incentives Board .....	232-233
Alberta Investment Fund .....	381-382
Alberta Liquor Control Board .....	136-149
Alberta Municipal Financing Corporation .....	384-388
Alberta Opportunity Company .....	225-230
Alberta Racing Commission .....	150-151
Alberta Resources Railway Corporation .....	390-393
Alberta School Hospital, Red Deer .....	292, 295, 299, 304
Alberta Universities Commission .....	430-434
Athabasca University .....	440-441
Attorney General's Department:	
Cash collected .....	133
Expenditure (classified) .....	131
Legislative and executive appropriations .....	129
Auditor's office .....	248, 249, 250
Baker Memorial Sanatorium .....	292, 295, 299, 308
Balance sheet .....	24-25
Balance sheet schedules .....	26-39
Belmont rehabilitation centre .....	129, 131, 133
Bow River Irrigation District .....	110-115
Bridges .....	200, 203, 207, 210
Buildings .....	354, 355, 357, 358
Cash payments .....	67, 491-531
Center for Care of Mentally Handicapped .....	292, 295, 299, 304
Child welfare .....	292, 295, 299
Claresholm Care Centre .....	292, 295, 299, 306
Correctional institutions .....	129, 131, 133
Culture, Youth and Recreation Department:	
Cash collected .....	403
Expenditure (classified) .....	401
Legislative and executive appropriations .....	400
Culture, Youth and Recreation stock advance .....	413-414
Data processing centre .....	248, 249, 250
Debtors' Assistance Act .....	129, 131, 133
Deerhome, Red Deer .....	292, 295, 299, 304
Deficits .....	78
Dominion Government:	
Subsidies .....	23, 49
Subventions and reimbursements .....	49, 92, 159, 176, 207, 244, 255, 259, 278, 299, 357, 368, 403, 418, 427
Eastern Rockies forest conservation .....	245-247
Education Department:	
Cash collected .....	159
Expenditure (classified) .....	157
Legislative and executive appropriations .....	155
Election Act, The .....	170, 173, 177

# INDEX—Continued

	Page
Emergency measures organization .....	170, 173, 176
Energy Resources Conservation Board .....	182-185
Environment Conservation Authority .....	419-421
Executive Council:	
Cash collected .....	176
Expenditure (classified) .....	173
Legislative and executive appropriations .....	170
Expenditure (see Revenue and Expenditure)	
Federal and Intergovernmental Affairs Department:	
Expenditure (classified) .....	375
Legislative and executive appropriations .....	374
Federal-Provincial fiscal arrangements .....	23
Ferries .....	200, 203, 210
Foothills Provincial General Hospital .....	316-325
Forestry .....	238, 241, 244
Fuel Oil Tax Act .....	362, 365, 368
Funded debt .....	72, 73, 79, 80
Glenbow-Alberta Institute .....	408-412
Glenrose Provincial General Hospital .....	326-333
Grants .....	65, 87, 131, 157, 173, 203, 212, 219, 235, 241, 253, 257, 277, 295, 355, 365, 401, 416
Health Commissions Department:	
Cash collected .....	278
Expenditure (classified) .....	277
Legislative and executive appropriations .....	276
Health and Social Development Department:	
Cash collected .....	299
Expenditure (classified) .....	295
Legislative and executive appropriations .....	292
Highway Traffic Board (see motor vehicle branch)	
Highways and Transport stock advance .....	208-209, 362, 365, 368
Highways and Transport Department:	
Cash collected .....	207
Expenditure (classified) .....	203
Legislative and executive appropriations .....	200
Horned Cattle Purchases Act Trust Account .....	94-95
Improvement Districts' Trust Account .....	260-263
Indirect liabilities .....	76, 80
Industry and Commerce Department:	
Cash collected .....	221
Expenditure (classified) .....	219
Legislative and executive appropriations .....	218
Insurance branch .....	129, 131, 133
Irrigation .....	110-128
Irrigation Land Manager .....	117-119
Jubilee Auditoriums .....	400, 401, 403, 406
Land titles .....	129, 131, 133
Lands and Forests Department:	
Cash collected .....	244
Expenditure (classified) .....	241
Legislative and executive appropriations .....	238
Legislation:	
Cash collected .....	250
Expenditure (classified) .....	241
Legislative and executive appropriations .....	248
Library .....	248, 249
Lieutenant Governor's Office .....	170, 173
Local Authorities Board .....	256, 257, 259
Local Authorities Pension Act .....	170, 173, 176, 179, 504
Manpower and Labour Department:	
Cash collected .....	237
Expenditure (classified) .....	235
Legislative and executive appropriations .....	234
Mineral Taxation Act .....	251, 253, 255
Miners .....	251, 253, 255



# INDEX—Continued

	Page
Mines and Minerals Department:	
Cash collected	255
Expenditure (classified)	253
Legislative and executive appropriations	251
M.L.A. Pension Act	170, 173, 176, 180, 514
Motor vehicle branch	200, 203, 207
Municipal Affairs Department:	
Cash collected	259
Expenditure (classified)	257
Legislative and executive appropriations	256
Municipal Assistance Act	256, 257
Municipal Land Loans Act	395
Ombudsman	248, 249
Parks	238, 241, 244
Provincial Cancer Hospitals Board	346-353
Public servants salaries and expenses	491
Public Service Management Pension Act	170, 173, 176, 181, 515
Public Service Pension Act	170, 173, 176, 178, 493
Public Trustee	129, 131, 133, 152-154
Public Utilities Board	476, 477, 478
Public Works Department:	
Cash collected	357
Expenditure (classified)	355
Legislative and executive appropriations	354
Public Works stock advance	360-361, 362, 365, 368
Queen's Printer	362, 365, 368, 378-380
Raymond Home	292, 295, 299, 306
Receipts and payments	67
Remissions	362, 365, 399
Report of the Provincial Auditor	13-23
Research Council of Alberta	218, 219, 221
Revenue and expenditure	42-65, 81, 82
Roads (see Highways)	
Rosehaven, Camrose	292, 295, 299, 306
St. Mary River Irrigation District	120-128
School book branch	160-162, 362, 365, 368
School for the Deaf	155, 157, 159
School Foundation Program Fund	163-164
Sessional	248, 249, 492
Special Areas Board	256, 257, 259, 265-266
Special investment fund	74-75, 362, 365, 368
Special warrants	68-70
Supreme and district courts	129, 131, 135
Surpluses	78
Teachers' Retirement Fund	165-169
Telephones and Utilities Department:	
Cash collected	478
Expenditure (classified)	477
Legislative and executive appropriations	476
Telephones Commission, Alberta Government	480-487
The Environment Department:	
Cash collected	418
Expenditure (classified)	416
Legislative and executive appropriations	415
Tobacco Tax	362, 365, 368
Travelling expenses	71
Treasury Branches Deposits Fund	370-373
Treasury Department:	
Cash collected	368
Expenditure (classified)	365
Legislative and executive appropriations	362
Trust accounts	38
University of Alberta	444-453
University of Alberta Hospital	334-344
University of Calgary	456-468
University of Lethbridge	470-473
Wheat Board Money Trust Account	96-97
Workmen's Compensation Board	186-198









GOV DOC CA2 AL T P71 1972-1973  
ALBERTA TREASURY DEPT  
PUBLIC ACCOUNTS OF THE  
PROVINCE OF ALBERTA FOR THE  
40003597 GOV PUB



\*000029113917\*



JUL 25 1978

